



US00D586192S

(12) **United States Design Patent**  
**Chesness**

(10) **Patent No.:** **US D586,192 S**

(45) **Date of Patent:** **\*\* Feb. 10, 2009**

(54) **SHOVEL WITH CROSSBAR HANDLE**

(76) Inventor: **Curtis J. Chesness**, 981 140<sup>th</sup> La. NW.,  
Andover, MN (US) 55304

(\*\*) Term: **14 Years**

(21) Appl. No.: **29/302,506**

(22) Filed: **Jan. 17, 2008**

(51) **LOC (9) Cl.** ..... **08-01**

(52) **U.S. Cl.** ..... **D8/10**

(58) **Field of Classification Search** ..... D8/10  
See application file for complete search history.

(56) **References Cited**

**U.S. PATENT DOCUMENTS**

3,751,058	A	*	8/1973	Larsen	.....	280/30
D261,351	S	*	10/1981	Carper	.....	D8/10
D271,369	S	*	11/1983	Gesner	.....	D8/10
D305,603	S	*	1/1990	Nelson et al.	.....	D15/11
D333,074	S	*	2/1993	Ciccarelli	.....	D8/10
D375,235	S	*	11/1996	Spear et al.	.....	D8/10
D375,882	S	*	11/1996	Ritchie et al.	.....	D8/10
D392,522	S	*	3/1998	Kenyon	.....	D8/10
D405,665	S	*	2/1999	Whitehead et al.	.....	D8/10
D409,885	S	*	5/1999	McKenzie	.....	D8/10
D475,257	S	*	6/2003	Somers	.....	D8/10
D563,182	S	*	3/2008	Kopp	.....	D8/10
D564,846	S	*	3/2008	Kopp	.....	D8/10

**OTHER PUBLICATIONS**

QVC, Inc., Item No. M7236 Lightweight Ergonomic Snow Shovel  
with Wheels, Apr. 25, 2005, URL: <http://www.qvc.com>.

Aubuchon Hardware, Snow Pusher & Plow Extra Wide, 36", Apr. 25, 2005, URL: <http://lawn-and-garden.hardwarestore.com>.  
Always Something Brilliant, No-Lift Snow Shovel, Apr. 25, 2005, URL: <http://alwaysbrilliant.com>.  
Shopping.com, Back-Saving Rolling Snow Shovel, Apr. 25, 2005, URL: <http://www2.shopping.com>.  
Shopping.com, EZ Rolling Shovel, Apr. 25, 2005, URL: <http://www2.shopping.com>.  
Shopping.com, Rolling Snowplow at Harriet Carter, Apr. 25, 2005, URL: <http://www2.shopping.com>.

\* cited by examiner

*Primary Examiner*—Holly H Baynham

*Assistant Examiner*—Sheryl Lane

(74) *Attorney, Agent, or Firm*—Devan V. Padmanabhan;  
Dorsey & Whitney LLP

(57) **CLAIM**

I claim the ornamental design for a shovel with a crossbar handle, as shown and described.

**DESCRIPTION**

FIG. 1 is a front perspective view of a shovel with crossbar handle of a first embodiment.

FIG. 2 is a rear perspective view of the first embodiment.

FIG. 3 is a front view of the first embodiment.

FIG. 4 is a rear view of the first embodiment.

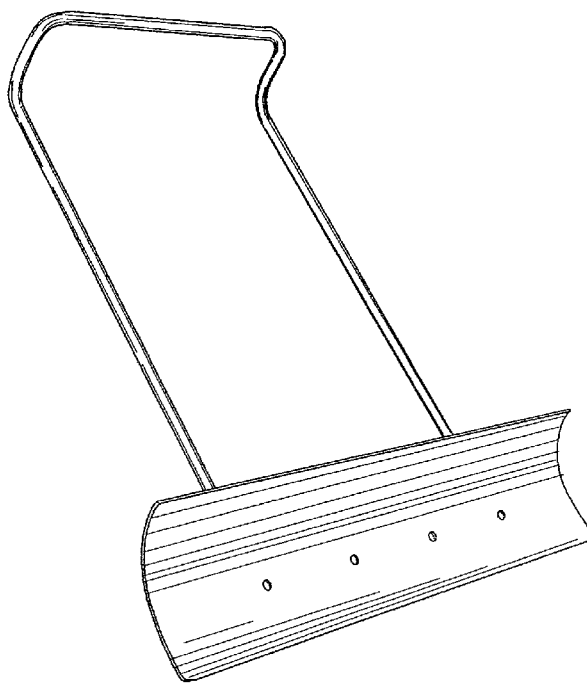
FIG. 5 is a left side view of the first embodiment.

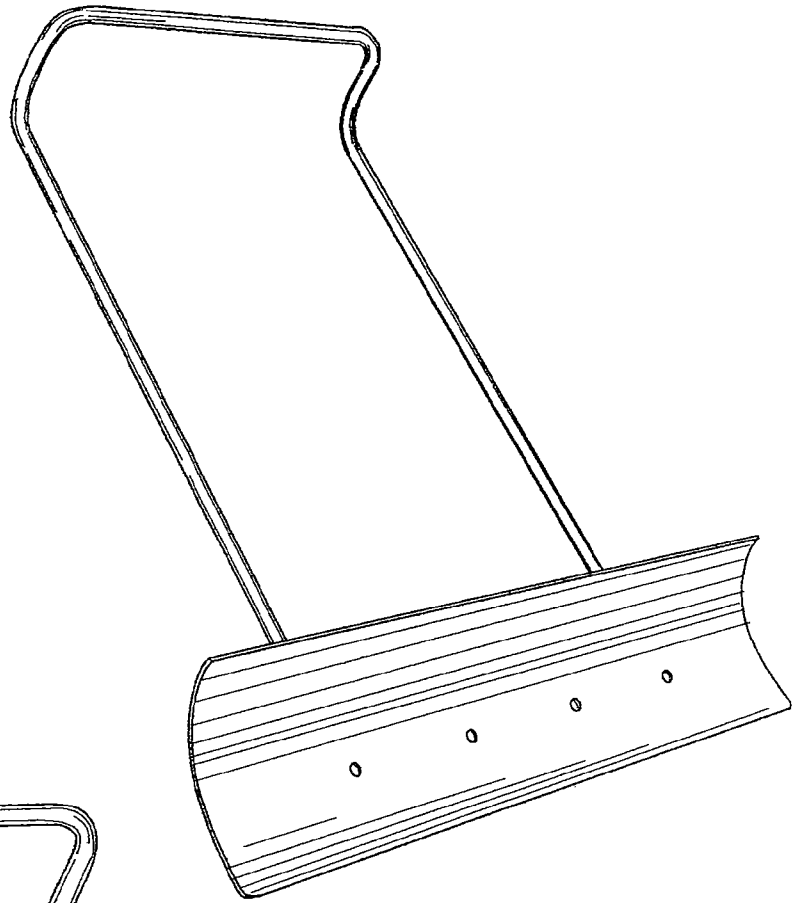
FIG. 6 is a right side view of the first embodiment.

FIG. 7 is a top view of the first embodiment; and,

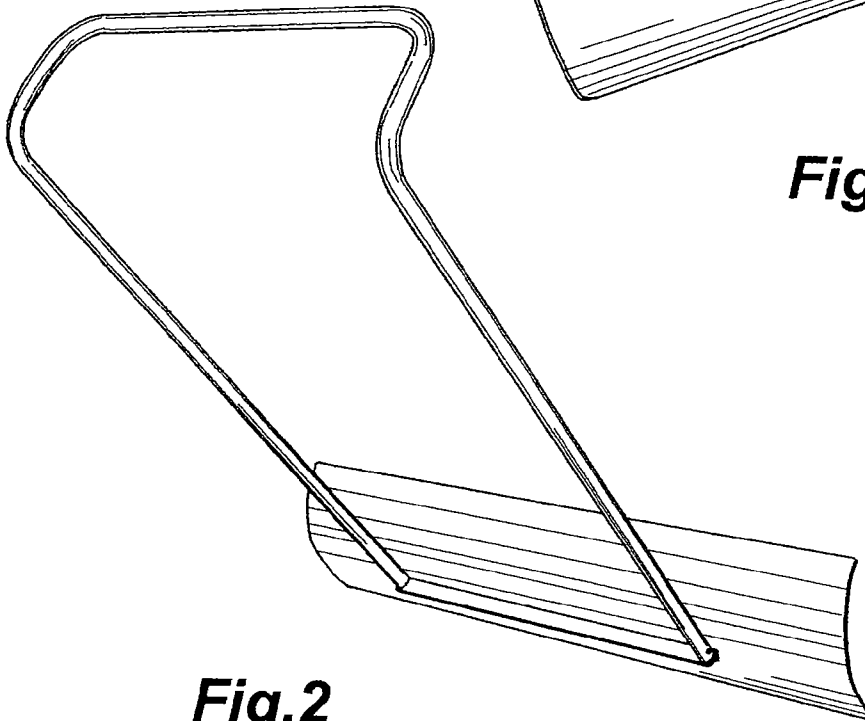
FIG. 8 is a bottom view of the first embodiment.

**1 Claim, 3 Drawing Sheets**

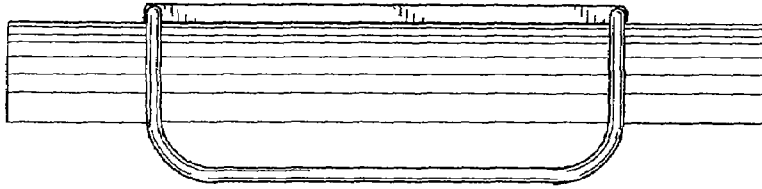





**Fig. 1**



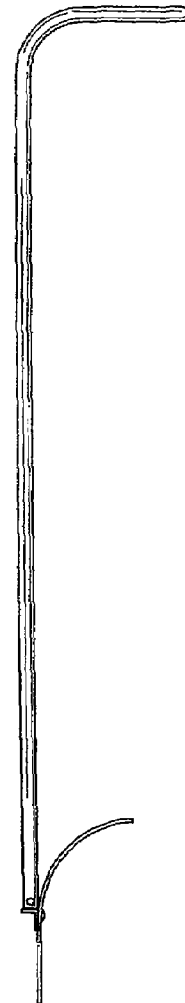
**Fig.2**




**Fig. 7**



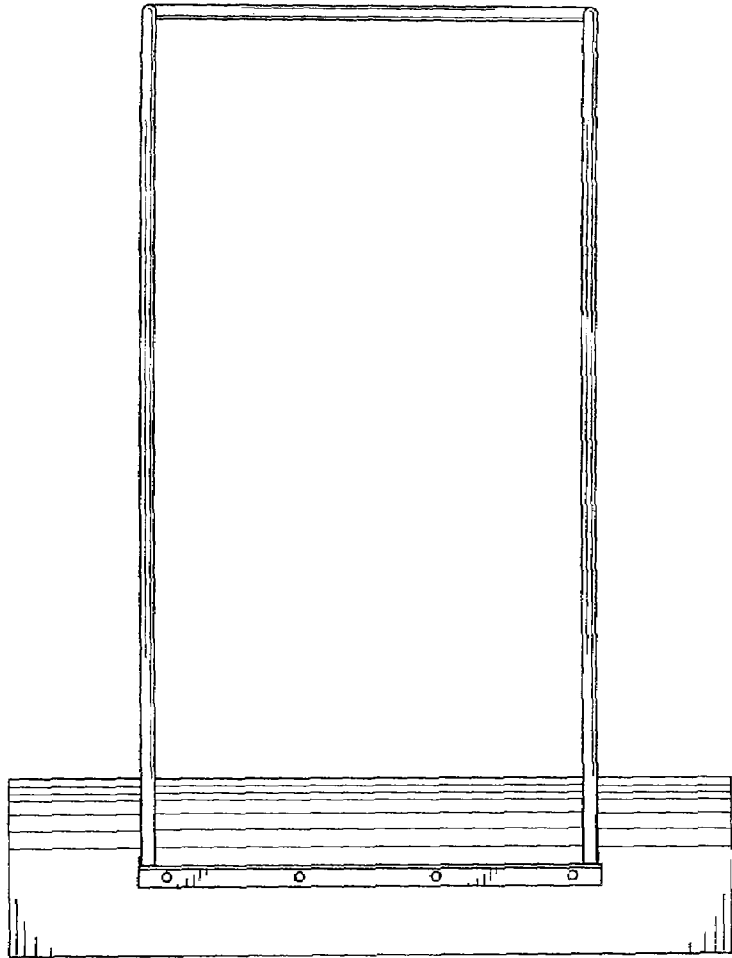
**Fig. 3**



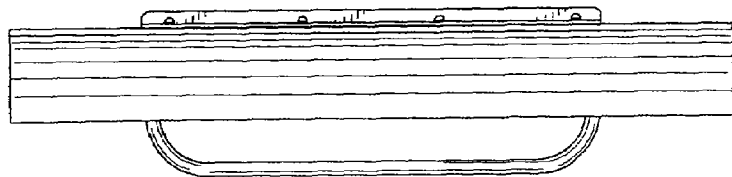
**Fig. 6**



**Fig. 5**



**Fig. 4**



**Fig. 8**