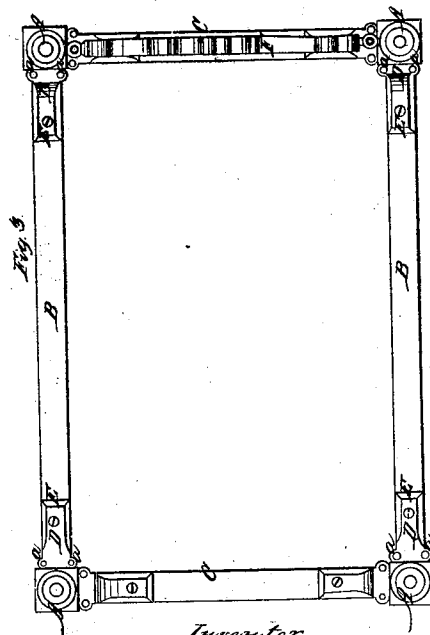
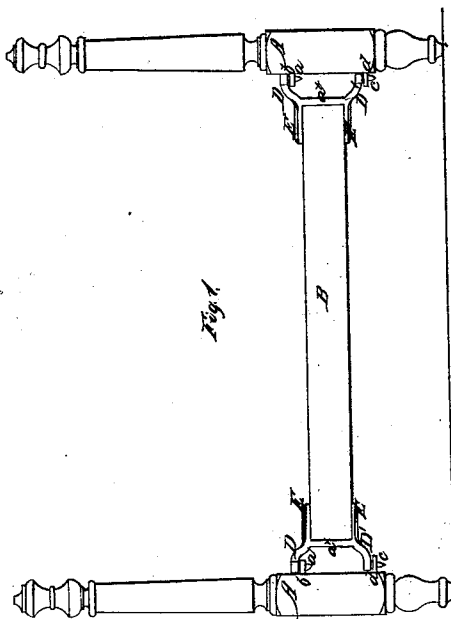
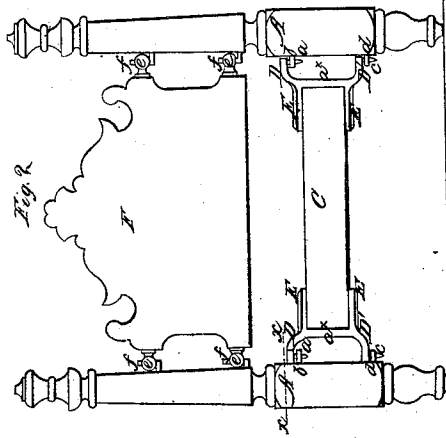


*J. Leigh,*

*Bedstead Fastening,*

*N<sup>o</sup> 29,498.*

*Patented Aug. 7, 1860.*



*Witnesses*  
*J. W. Combs*

*Inventor*  
*John Leigh*  
*per [signature]*  
*attys.*

# UNITED STATES PATENT OFFICE.

JOHN LEIGH, OF EDGEFIELD, SOUTH CAROLINA.

## BEDSTEAD.

Specification of Letters Patent No. 29,498, dated August 7, 1860.

To all whom it may concern:

Be it known that I, JOHN LEIGH, of Edgefield, in the district of Edgefield and State of South Carolina, have invented a new and useful Improvement in Bedsteads; and I do hereby declare that the following is a full, clear, and exact description of the same, reference being had to the annexed drawings, making a part of this specification, in which—

Figure 1 is a side elevation of my invention. Fig. 2 is an end elevation of the same. Fig. 3 is a plan or top view of the same. Fig. 4 is a transverse section of one of the posts, taken in the line *x, x*, Fig. 2.

Similar letters of reference indicate corresponding parts in the several figures.

To enable those skilled in the art to fully understand and construct my invention I will proceed to describe it.

A represents the posts; B, the side, and D, the end rails of a bedstead. The rails may be of rectangular form and also the posts at the points where the rails are connected to them. To the end of each rail is secured by bolts a metallic cap which presents a pair of arms D, D', straps E, E, and straps *a*\*, all made in one piece of metal, and constructed as shown in the drawings.

The upper arms D, of each rail are provided with two pins *a, a*, which project downward and pass through metal eyes *b, b*, which are driven in the posts A, and the lower arms of each rail are provided with one pendent pin *c*, which pins pass through metal eyes *d*, in the posts. These pins *a, c*, fitting in the eyes *b, d*, form the connections which secure the posts and rails together.

It will be seen from the above description that the posts and rails may be readily secured together, as the pins *a, c*, merely require to be fitted in the eyes *b, d*, and this may be done in a moment of time.

F represents the head-board to each end of which there are attached two metal eyes *e, e*, which are fitted on metal hooks *f, f*,

driven in the head posts, as clearly shown in Fig. 2. In order to detach the headboard F, all that is required is to simply raise it so that the eyes *e*, will be lifted off the hooks. This mode of connecting the rails and posts together is far simpler and cheaper than the screw connections, and the embarrassment of taking down and putting up bedsteads occasioned by the stripping of the threads on the screw bolts is avoided. The within described invention is also far preferable to any of the ordinary dovetail connections that have passed under my observation.

I would remark that the foot-board, if one be used, may be attached to the foot posts in the same way as the head-board F, is attached to the head posts.

The arms D, D', serve as prongs to separate the rails from the posts, so that vermin will have no harbor. The said arms also serve as lateral braces and hold the bedstead firmly against all racking.

I am aware that the ends of rails have been provided with hooks fitting into corresponding eyes in the rails, but so far as I am aware in every such instance it was necessary so to place the hooks that the ends of the rails would be brought firmly up against the posts, so as to assist in strengthening the bedstead and in this manner the required stability, against racking was obtained.

I do not claim broadly the invention of hooks and eyes to secure bedsteads together; but

Having thus described my invention, what I claim as new, and desire to secure by Letters Patent, is—

The employment of the rail caps composed of arms D, D', straps E, bar *a*\*, made in one piece with pins *a, c*, in combination with the rails B, C, eyes *b, d*, and posts A, as herein shown and described.

JOHN LEIGH.

Witnesses:

T. J. OUZTS,  
BENJAMIN BAIRD.