

(19) World Intellectual Property
Organization
International Bureau



(43) International Publication Date
22 September 2005 (22.09.2005)

PCT

(10) International Publication Number
WO 2005/087934 A2

(51) International Patent Classification⁷: **C12N 15/82**

PH, PL, PT, RO, RU, SC, SD, SE, SG, SK, SL, SM, SY, TJ, TM, TN, TR, TT, TZ, UA, UG, US, UZ, VC, VN, YU, ZA, ZM, ZW.

(21) International Application Number:
PCT/DK2005/000160

(22) International Filing Date: 9 March 2005 (09.03.2005)

(25) Filing Language: English

(26) Publication Language: English

(30) Priority Data:
10/800,200 11 March 2004 (11.03.2004) US

(84) Designated States (*unless otherwise indicated, for every kind of regional protection available*): ARIPO (BW, GH, GM, KE, LS, MW, MZ, NA, SD, SL, SZ, TZ, UG, ZM, ZW), Eurasian (AM, AZ, BY, KG, KZ, MD, RU, TJ, TM), European (AT, BE, BG, CH, CY, CZ, DE, DK, EE, ES, FI, FR, GB, GR, HU, IE, IS, IT, LT, LU, MC, NL, PL, PT, RO, SE, SI, SK, TR), OAPI (BF, BJ, CF, CG, CI, CM, GA, GN, GQ, GW, ML, MR, NE, SN, TD, TG).

Declarations under Rule 4.17:

- *as to applicant's entitlement to apply for and be granted a patent (Rule 4.17(ii)) for the following designations AE, AG, AL, AM, AT, AU, AZ, BA, BB, BG, BR, BW, BY, BZ, CA, CH, CN, CO, CR, CU, CZ, DE, DK, DM, DZ, EC, EE, EG, ES, FI, GB, GD, GE, GH, GM, HR, HU, ID, IL, IN, IS, JP, KE, KG, KP, KR, KZ, LC, LK, LR, LS, LT, LU, LV, MA, MD, MG, MK, MN, MW, MX, MZ, NA, NI, NO, NZ, OM, PG, PH, PL, PT, RO, RU, SC, SD, SE, SG, SK, SL, SM, SY, TJ, TM, TN, TR, TT, TZ, UA, UG, UZ, VC, VN, YU, ZA, ZM, ZW, ARIPO patent (BW, GH, GM, KE, LS, MW, MZ, NA, SD, SL, SZ, TZ, UG, ZM, ZW), Eurasian patent (AM, AZ, BY, KG, KZ, MD, RU, TJ, TM), European patent (AT, BE, BG, CH, CY, CZ, DE, DK, EE, ES, FI, FR, GB, GR, HU, IE, IS, IT, LT, LU, MC, NL, PL, PT, RO, SE, SI, SK, TR), OAPI patent (BF, BJ, CF, CG, CI, CM, GA, GN, GQ, GW, ML, MR, NE, SN, TD, TG)*
- *as to the applicant's entitlement to claim the priority of the earlier application (Rule 4.17(iii)) for all designations*

Published:

- *without international search report and to be republished upon receipt of that report*

For two-letter codes and other abbreviations, refer to the "Guidance Notes on Codes and Abbreviations" appearing at the beginning of each regular issue of the PCT Gazette.

(71) Applicant (*for all designated States except US*): **CARLSBERG A/S** [DK/DK]; Valby Langgade 1, DK-2500 Valby (DK).

(72) Inventors; and

(75) Inventors/Applicants (*for US only*): **BREDDAM, Klaus** [DK/DK]; Agertoften 31, Osted, DK-4000 Roskilde (DK). **OLSEN, Ole** [DK/DK]; Holmbladsgade 102 tv, DK-2300 Copenhagen S (DK). **SKADHAUGE, Birgitte** [DK/DK]; Lindehøjvej 31B, DK-3460 Birkerød (DK). **LOK, Finn** [DK/DK]; Kongshaven 15, DK-2500 Valby (DK). **KNUDSEN, Søren** [DK/DK]; Bakkesvinget 18, DK-2760 Måløv (DK). **BECH, Lene, Mølskov** [DK/DK]; Liljehaven 83, DK-2765 Smørum (DK).

(74) Agent: **HØIBERG A/S**; St. Kongensgade 59A, DK-1264 Copenhagen K (DK).

(81) Designated States (*unless otherwise indicated, for every kind of national protection available*): AE, AG, AL, AM, AT, AU, AZ, BA, BB, BG, BR, BW, BY, BZ, CA, CH, CN, CO, CR, CU, CZ, DE, DK, DM, DZ, EC, EE, EG, ES, FI, GB, GD, GE, GH, GM, HR, HU, ID, IL, IN, IS, JP, KE, KG, KP, KR, KZ, LC, LK, LR, LS, LT, LU, LV, MA, MD, MG, MK, MN, MW, MX, MZ, NA, NI, NO, NZ, OM, PG,

(54) Title: BARLEY FOR PRODUCTION OF FLAVOR-STABLE BEVERAGE

(57) Abstract: According to the invention, there is provided null-LOX-1 barley and plant products produced thereof, such as malt manufactured by using barley kernels defective in synthesis of the fatty acid-converting enzyme lipoxygenase-1. Said enzyme accounts for the principal activity related to conversion of linoleic acid into 9-hydroperoxy octadecadienoic acid, a lipoxygenase pathway metabolite, which-through further enzymatic or spontaneous reactions-may lead to the appearance of trans-2-nonenal. The invention enables brewers to produce a beer devoid of detectable trans-2-nonenal-specific off flavors, even after prolonged storage of the beverage.



WO 2005/087934 A2

BARLEY FOR PRODUCTION OF FLAVOR-STABLE BEVERAGE

1. FIELD OF THE INVENTION

5 The present invention relates to plant biotechnology, disclosing barley and malt defective in synthesis of the lipoxygenase (LOX) enzyme LOX-1, thus providing a new raw material for industrial usage. For example, said raw material can be used for manufacturing a new and distinctive flavor-stable beer having no or negligible
10 quantities of the off-flavor compound *trans*-2-nonenal (T2N). Said T2N is formed by the sequential action of LOX pathway enzymes, where the LOX-1 represents the primary activity, conferring dioxygenation of linoleic acid to yield 9-hydroperoxy octadecadienoic acid (9-HPODE). Barley and plant products of the invention exhibit no or only negligible quantities of 9-HPODE. In addition, the invention relates to
15 beverages produced using said barley and/or malt.

2. BACKGROUND OF THE INVENTION

 One of the research goals related to modern beer production is determining the
20 molecular factors for beer quality and stability. A large fraction of beer is produced on the basis of barley (*Hordeum vulgare*, L.). It is a monocotyledonous crop plant grown in many parts of the world, not only due to its economic importance as a source of industrial products, such as beer, but also as a source of animal feed. The United States is now one of the leading producers of malting barley, with around
25 13% of the world crop; Canada, Australia and Europe together account for about 70% of the production (Bios Intern., 2001).

 A continuing effort of barley breeders is to develop stable, high-yielding cultivars that are agronomically sound. To accomplish this goal, attempts have included random mutagenesis by chemical treatment or irradiation to modify traits of interest,
30 for example to alter the expression of specific genes that may have deleterious effects on plant growth and crop productivity in general – but also on traits conferring added quality to a product manufactured from the crop. It is well established that sodium azide, NaN_3 , is a useful chemical to mutagenize barley. Specifically, NaN_3 -derived mutagenesis has been used to induce genetic changes
35 in barley to generate mutants blocked in the synthesis of anthocyanins and

proanthocyanidins (von Wettstein et al., 1977; von Wettstein et al., 1985; Jende-Strid, 1991; Jende-Strid, 1993; Olsen et al., 1993). A second example relates to barley kernels mutagenized with NaN_3 to screen for high levels of free phosphate with the aim to identify low-phytate mutants (Rasmussen and Hatzak, 1998); a total of 10 mutants out of 2,000 screened kernels were identified. Although a major drawback in barley genetics has been the inability to specifically study gene function through reverse genetics, forward genetic screens – e.g. following NaN_3 –induced mutagenesis – continue regarding improvements that relate to nutritional and product quality parameters of barley and malt.

Except in a gross and general fashion, a breeder cannot predict the outcome of new plant lines under development in a conventional plant breeding process. This unpredictability is mainly caused by the lack of control at the cellular level, more specifically at the level of nuclear DNA – the complexity of which is enormous. A number of other factors influence the outcome of a plant breeding process, for example the climate and soil quality at the geographical location of plant propagation. As a result, different barley breeders that use conventional techniques will never develop plants with identical traits. In the conventional breeding process, a most difficult task is the identification of plants that are genetically superior, not only with respect to the trait of interest, but also with respect to physiological issues of relevance for plant growth. The selection process is particularly difficult when other confounding traits mask the trait of interest. When present–day plant breeding procedures include DNA sequence determination of the mutated gene, it is at a late stage of the breeding program – i.e. after mutant characterization, for example as recently described for screening of chemically induced mutations in *Arabidopsis* and other plants (Colbert et al., 2001).

Thus far, the creation of gene–indexed loss–of–function mutations on a whole–genome scale has been reported for the yeast *Saccharomyces cerevisiae* (Giaever et al., 2002). For the plant *Arabidopsis*, 21,700 of the ~29,454 predicted genes have been inactivated by the insertion of *Agrobacterium* T-DNA sequences (Alonso et al., 2003).

Until now, it is not unusual that a conventional breeding process from the first mutagenesis or crossing to marketing of plants or seeds takes >10 years. Specifically, it would be excellent to provide the plant breeder with methods to detect mutations in the gene related to the trait of interest. Such improvements would enhance the level of predictability in breeding programs, especially when the

selection of mutants is directed toward those having nonsense mutations in the protein-coding part of the gene of interest. In other cases, it may also be preferred with an early identification of DNA mutations, for example to cancel further breeding with lines characterized by promoter mutations in the gene of interest or where
5 other DNA mutations influence expression – simply because environmental or physiological factors could confer reversion of the trait induced by the mutagen. Accordingly, there is a demand for finding alternative ways of detecting mutations of interest early in the breeding program. This should make the entire breeding process faster and economically of higher interest, thus maximizing the amount of
10 grain produced on the land.

A major proportion of the barley produced comprises malting varieties, the kernels of which are converted to malt through processes of controlled steeping, germination, and drying of the barley. A small proportion of the malt is used as ingredients in the food industry, whereas the majority of the malt is subsequently
15 used as the main ingredient in the production of malt-derived beverages, including, but not limited to, beer and whisky. In the brewhouse, milled malt is subjected to a mashing process comprising a step-wise increase in temperature of a malt-water suspension which confers partial, enzymatic degradation and extraction of, for example, the kernel polymers starch and β -glucan. Following filtration, the aqueous
20 mash is boiled with hops to yield the wort. Said wort is subsequently fermented with yeast, giving the beer product which – upon maturation – is bottled. The wort can also be used for the production of non-fermented malt beverages.

Palatability and flavor stability of a beverage is an important factor of relevance to the composition of barley and malt. This is because natural flavor molecules
25 derived from said barley and malt – or generated by the action of enzymes extracted from said barley and malt – may confer undesirable taste characteristics to the final product (Drost et al., 1990). In this respect, formation of the volatile compound giving a cardboard-like flavor appears to be of particular biochemical as well as economic interest. In 1970, the molecule responsible for cardboard-like flavor was
30 isolated and identified as T2N, a nine-carbon (C_9) alkenal (Jamieson and Gheluwe, 1970). Since the taste-threshold level for T2N in humans is extremely low, previously determined to be around 0.7 nM or 0.1 ppb (Meilgaard, 1975), products with even minute levels of the aldehyde are regarded as being aged due to the off-flavor taste of the product. Moreover, liberation of T2N from decomposing T2N

adducts during beer storage may cause deterioration of the product (Nyborg et al., 1999).

Radioactive labeling studies with plant tissue established that nonenals are derived from the C₁₈ fatty acid linoleic acid, whereas the hexanals and nonadienals are formed from the C₁₈ fatty acid linolenic acid (Grosch and Schwartz, 1971; 5 Phillips and Galliard, 1978). These and numerous subsequent observations – for example as summarized by Tijet et al. (2001), Noordermeer et al. (2001), and Matsui et al. (2003) – have been interpreted as evidence that T2N is formed by the sequential action of LOX pathway-specific enzymes, with the action of LOX 10 representing an early enzymatic step. Consistent with this notion, Kurodo et al. (2003) found that malt contains a heat-stable enzymatic factor which is necessary for the transformation of the products made by LOX into T2N.

The barley kernel contains three LOX enzymes known as LOX-1, LOX-2 and LOX-3 (van Mechelen et al., 1999). While LOX-1 catalyzes the formation of 9- 15 HPODE – a precursor of T2N and also of trihydroxy octadecenoic acids (abbreviated “THOEs” or just “THAs”) – from linoleic acid, LOX-2 catalyzes the conversion of linoleic acid to 13-HPODE which is further metabolized to hexanal (FIG. 1B), a C₆ aldehyde with a taste threshold level of around 0.4 ppm (Meilgaard, *supra*). Although the product specificity of LOX-3 remains elusive, the very low 20 expression level of the corresponding gene, as shown by van Mechelen et al. (*supra*), suggests that its contribution to T2N formation is negligible. Research is ongoing to determine if LOX activity is the sole enzymatic source for the generation of linoleic acid hydroperoxide precursors of relevance for the formation of the T2N-specific off-flavors, or whether the process of fatty acid autooxidation contributes as well. It is notable that C₁₈ hydroperoxides can be further converted by more than 25 seven different families of plant and animal enzymes, with all reactions collectively called the LOX pathway (Feussner and Wasternack, 2002); this pathway is also referred to as the oxylipin pathway. Oxylipins, as their name implies, are oxygenated lipid-derived molecules, which result from the oxygenation of unsaturated fatty acids via the LOX reaction and also include any molecules derived from such oxygenated 30 molecules.

Barley kernels and barley plants having a LOX-1 protein characterized by reduced activity were disclosed in PCT application PCT/IB01/00207 published as WO 02/053721A1 to Douma et al. However, said application does not teach the 35 generation and analysis of barley kernels with inactive LOX-1 enzyme.

Several examples on mutated plants that synthesize low levels of LOX are known. For example, three soybean lines were identified in the early 1980s, each deficient in one of the three LOX enzymes in mature soybean seed:

- 5 (i) LOX-1. Although the molecular basis of the LOX-1 null mutation remains uncertain, it correlates with the absence of the corresponding mature mRNA (Hildebrandt and Hymowitz, 1982; Start et al., 1986);
- 10 (ii) LOX-2. Transcripts for the mutated gene were detected, and a single base change was observed which replaces a histidine ligand to the active site iron, leading to enzyme instability (Davies and Nielsen, 1986; Wang et al., 1994);
- 15 (iii) LOX-3. LOX-3 null mutants exhibited no detectable levels of the corresponding transcript, probably as a consequence of *cis*-acting elements in the gene promoter (Kitamura et al., 1983; Wang et al., 1995).

In pea seed, a null-LOX-2 line was found to carry a defect leading to the absence of most LOX-2 protein (Forster et al., 1999). Since this line exhibited a
20 great decrease in the amount of mRNA for LOX-2, it was suggested that the mutation caused a dramatic reduction in mRNA stability.

In rice, immunoblot screening of extracts revealed the presence of two natural cultivars, Daw Dam and CI-115, each lacking one of three LOX enzymes (Ramezanzadeh et al., 1999). It was determined that the amount of hexanal,
25 pentanal, and pentanol in normal rice with all three LOXs was markedly induced during storage, while that in Daw Dam and CI-115 was reduced in the range from 66% to 80%. Despite that the results suggest the absence of LOX enzymes in rice grains alleviate oxidative deterioration, the molecular determinants which impart the LOX-less characteristics of Daw Dam and CI-115 remain elusive.

30 Both antisense-mediated and co-suppression-mediated transgenic depletion of genes for LOX have proved useful to elucidate the function of specific LOX enzymes and their corresponding products in plant defense signaling. In *Arabidopsis*, for example, depletion of a LOX enzyme led to a reduction in the wound-induced accumulation of jasmonic acid (Bell et al., 1995). And results of antisense-mediated
35 depletion of a gene encoding LOX established the involvement of the corresponding

enzyme in the incompatibility trait of a tobacco plant resistant to a fungal pathogen (Rancé et al., 1998). A third example where transgenic approaches have been used to elucidate LOX functions relates to the role of a potato LOX, denoted LOX-H1, in growth and development of potato plants (León et al., 2002). It was shown that
5 LOX-H1 depletion resulted in a marked reduction of volatile aliphatic C₆ aldehydes, compounds involved in plant defense responses and acting as either signaling molecules for wound-induced gene expression or as antimicrobial substances. A further study showed that transgenic potato plants depleted in the expression of a gene for a LOX enzyme exhibited abnormal tuber development (Kolomiets et al.,
10 2001). However, specific oxylipins that accounted for the tuber phenotype were not identified. In another study, antisense-mediated depletion of potato LOX-H3 suppressed the inducible defense response of the plant, concomitant with a higher tuber yield (Royo et al., 1999). Collectively, these data suggest that expression of genes encoding LOX enzymes is important in plant development, possibly with
15 some LOX enzymes playing a defensive role against pathogens, whereas other LOX enzymes generate products that may act to regulate cell development.

It is also of importance to note that tomato fruits with 2-20% reduced levels of two LOX enzymes showed no significant changes in flavor volatiles when compared to wild-type fruits (Griffiths et al., 1999). This finding suggests that either very low
20 levels of LOX are sufficient for the generation of aldehydes and alcohols, or that other LOX enzymes are active in the generation of these compounds.

Oxidative enzymes are of increasing awareness to the food and beverage industry because of their effect on important aspects related to flavor and color of plant-derived products. In this respect, LOXs are of interest due to their ability to
25 induce formation of free radicals, which can then attack other constituents, such as vitamins, colors, phenolic, proteins etc. It is notable that some free radicals are thought to play a role in the autooxidation of free fatty acids. Some free-radical-generating substances may withstand thermal processing and thus remain sufficiently active in processed foods to initiate changes in quality during
30 storage of the product.

Antioxidants are widely used as LOX inhibitors, some of which also inhibit the autooxidation of LOX substrates. However, no LOX inhibitors useful as a flavor-improving additive for beverages have been identified.

The role of LOX enzymes is also related to issues outside the field of
35 manufacturing beer, such as LOX-catalyzed generation of hydroperoxy fatty acids

that inhibit mycotoxin formation in plants susceptible to fungal contamination, for example as disclosed in U.S. Patent No. 5,942,661 to Keller. Although the role for LOX enzymes in plant defense and wounding responses remains less clear, the enzymes are induced upon wounding and pathogen challenge (Bell and Mullet, 1991; Bell and Mullet, 1993; Melan et al., 1993; Sarvitz and Siedow, 1996). LOX enzymes' role in wounding and plant defence could be to produce reactive fatty acid hydroperoxides against pathogens (Rogers et al., 1988). Alternatively, LOXs may be induced by stresses to produce signal molecules, such as methyl jasmonate (Bell et al., *supra*).

Strategies have also been described where 13-HPODE, produced by the action of a LOX enzyme, acts as a substrate for hydroperoxide-converting enzymes to produce flavor-active aldehydes (Noordermeer et al., 2002; Husson and Belin, 2002). Similar processes are disclosed in numerous patents, e.g. U.S. Pat. No. 6,150,145 to Häusler et al. and U.S. Patent No. 6,274,358 to Holtz et al.

Also, LOX enzymes have been shown to contribute several beneficial effects to bread-making (Casey, 1997). Moreover, U.S. Patent No. 6,355,862 B1 to Handa and Kausch discloses that fruit quality can be enhanced by inhibiting production of LOX, such as giving a longer shelf life to the product.

3. SUMMARY OF THE INVENTION

There exists thus an unmet need for barley plants with essentially no LOX-1 activity, because beverages prepared from such plants will have very low levels of T2N. In addition, the present invention discloses that beverages prepared from such plants will have very low levels of 9,12,13-THOE. Furthermore, such plants may be useful for other purposes.

Surprisingly, the present invention discloses methods for preparing barley plants with no or very little LOX-1 activity. In particular, the invention discloses null mutations in the gene for LOX-1. The prospective benefits of the invention include a total elimination of T2N from the corresponding branch of the LOX pathway, and the invention thus provides a superior way for controlling T2N levels in the barley kernel; and beer produced from these kernels exhibit exceptional taste stability after prolonged storage, even at elevated temperatures.

Interestingly, the present invention also provides methods for early mutation detection, and hence the disadvantages of late mutant characterization have been

solved by the present invention. This makes use of a new attractive procedure for generating improved malting barley cultivars, introducing the sequential use of phenotype characterization and DNA sequence determination of target genes in a mutant population at an early time point in the breeding process. Isolated plants can
5 be further improved using a variety of plant breeding methods.

The present invention solves the current problems, limitations and disadvantages related to the presence of active LOX-1 enzyme in barley. First, this invention provides a novel, efficient screening method that significantly reduces the time and labor for screening chemically mutagenized barley. Second, the present
10 invention includes novel null-LOX-1 barleys, for example useful in the production of flavor-stable beer.

The theoretical background art for plant LOX mutants, as described above, is related to plants having reduced levels of LOX activity. In contrast, the present invention overcomes the limitations and disadvantages related to low or residual
15 LOX activity by providing ways to effectively generate null-LOX-1 barley plants. Specific differences include:

- (i) In contrast to barley plants disclosed in PCT application PCT/IB01/00207 published as WO 02/053721A1 to Douma et al.,
20 plants of the present invention comprise essentially no LOX-1 activity, preferably the plants are true null-LOX-1 plants – i.e. the plants exhibit a total lack-of-function of LOX-1 protein;
- (ii) The true null-LOX-1 trait described herein could be identified by screening for the presence of a nonsense mutation in the
25 corresponding gene. Accordingly, barley plants homozygous for that trait would be completely blocked in the synthesis of active enzyme – irrespective of growth conditions or environmental effects. This is an ideal property in the art of plant breeding and contrasts the outcome of a possible molecular scenario in the soybean LOX mutants of the
30 background art, where biotic or abiotic conditions could affect changes in the physiological state of cells to confer mRNA stabilization with subsequent translation of LOX;
- (iii) Where the trait of relevance in LOX mutants of soybean and rice comprised reduced levels of the odor-intense compound hexanal in a
35 staple food, the present invention relates to lower levels of the taste-

specific compound T2N in a beverage as well as to lower levels of 9,12,13-THOE in a beverage;

(iv) The soybean and rice LOX mutants are affected in molecules of the LOX pathway downstream of 13-HPODE, while the null-LOX-1 trait relates to that branch of the LOX pathway which comprises molecules downstream of 9-HPODE;

(v) While the soybean mutants comprise irradiation-induced mutations in genes for LOX, and Daw Dam and CI-115 represent selected naturally occurring cultivars of rice breeding lines, mutations in barley plants having the null-LOX-1 trait were induced by the chemical NaN_3 .

Hence, it is an objective of the present invention to provide barley plants, parts or fragments thereof comprising less than 5%, preferably less than 1% of the LOX-1 activity of a wild-type barley plant.

It is a second objective of the invention to provide kernels from a barley plant comprising less than 5%, preferably less than 1% of the LOX-1 activity of a wild-type plant.

A third objective of the present invention is to provide compositions comprising a barley plant, or parts or fragments thereof comprising less than 5%, preferably less than 1% of the LOX-1 activity of a wild-type barley plant.

It is a further objective of the present invention to provide malt compositions comprising a processed barley plant comprising less than 5%, preferably less than 1% of the LOX-1 activity of a wild-type barley plant. Malt compositions may preferably be pure malt compositions. However, malt compositions may also be for example blends of barley and malt.

It is also an objective of the present invention to provide beverages having stable organoleptic qualities, wherein said beverages are manufactured using the barley plant of the invention or part thereof. In particular, it is preferred that said beverages are manufactured using the malt composition, such as a pure malt composition or a blend of barley and malt, described herein above. In a preferred embodiment of the invention said beverages consist of beer.

It is an additional objective of the invention to provide a beverage having stable organoleptic qualities, wherein said beverage is manufactured using a barley plant and wherein the ratio of 9,12,13-trihydroxyoctadecenoic acid (herein abbreviated

9,12,13-THOE or just 9,12,13-THA) to 9,10,13-trihydroxyoctadecenoic acid (herein abbreviated 9,10,13-THOE or just 9,10,13-THA) within said beverage is at the most 1.8. Preferably, said beverage is beer.

Moreover, an objective of the invention is to provide compositions, such as food
5 compositions, feed compositions, or fragrance raw material compositions that comprise the barley plant according to the invention or parts thereof.

In addition, it is an objective of the present invention to provide methods for expressing a recombinant protein in a barley plant according to the invention, wherein said method comprises transforming said plant with a nucleic acid
10 sequence comprising, as operably linked components a promoter expressible in barley plants or parts thereof, a DNA sequence encoding said recombinant protein, and a transcriptional termination region, thereby expressing said recombinant protein in said barley plant.

Further, an objective of the present invention is to provide methods for reducing
15 the levels of a protein in a barley plant of the invention, wherein said method includes transforming said plant with a nucleic acid sequence comprising, as operable linked components, a promoter expressible in barley plants or parts thereof, a DNA sequence, and a transcriptional termination region, wherein expression of said DNA sequence reduces the expression of a gene encoding said
20 protein by antisense, or co-suppression or RNA interference.

An additional objective of the present invention is to provide methods of preparing a barley plant comprising less than 5%, preferably less than 1% of the LOX-1 activity of a wild-type barley plant comprising the steps of:

- 25 (i) Determining the LOX-1 activity in wild-type barley kernels or parts thereof; and
- (ii) Mutagenizing barley plants and/or barley kernels and/or barley embryos, thereby obtaining generation M0 barley; and
- (iii) Breeding said mutagenized barley plants, kernels and/or embryos for
30 at least 2 generations, thereby obtaining generation Mx barley plants, wherein x is an integer ≥ 2 ; and
- (iv) Obtaining kernels or parts thereof from said Mx barley plants; and
- (v) Determining the LOX-1 activity in said kernels or parts thereof; and

- (vi) Selecting plants wherein the LOX-1 activity of the mutagenized kernels or parts thereof is less than 5% than the LOX-1 activity of the wild-type kernels or part thereof;

5 thereby obtaining a barley plant comprising less than 5% of the LOX-1 activity of a wild-type barley plant.

Still further, it is an objective of the present invention to provide methods of producing a beverage having stable organoleptic qualities comprising the steps of:

- 10 (i) Providing a malt composition according to the invention;
(ii) Processing said malt composition into a beverage;

thereby obtaining a beverage with stable organoleptic qualities.

It is an additional objective of the present invention to provide methods of
15 producing a malt composition with low LOX-1 activity, comprising the steps of

- (i) Providing kernels according to the invention;
(ii) Steeping said kernels;
(iii) Germinating the steeped kernels under predetermined conditions;
20 (iv) Treating germinated kernels with heat;

thereby producing a malt composition with low or no LOX-1 activity.

In one preferred embodiment, the present invention is based on the unpredicted outcome of functional studies of barley mutant D112 (herein also referred to as
25 "mutant D112" or "barley D112"), which revealed a total loss-of-function with respect to the major 9-HPODE-forming enzyme LOX-1. It was a surprising discovery to detect a 10%:90% distribution of 9-HPODE:13-HPODE in biochemical assays designed to determine the product profile following LOX-catalyzed conversion of linoleic acid. Given the extremely low taste-threshold of T2N, it was
30 even more surprising that degradation of residual 9-HPODE and the like in kernels of mutant D112 only caused very low liberation of T2N – well below the taste threshold level – during aging of beer products manufactured from malt of said kernels.

Examination of the results from analyses using wild-type and null-LOX-1 kernels
35 provide clear evidence that high LOX-1 activity can intensify the stale cardboard

flavor of T2N, thus confirming an important role of the LOX pathway in controlling formation of the alkenal. This conclusion contrasts the notion of Liégeois et al. (*supra*), who suggested that LOX activity only contributes with a small fraction of the T2N precursor molecules.

- 5 The null-LOX-1 trait can be introduced into any other barley plant, such as established barley varieties, for example established malting barley varieties, thus allowing production of flavor-stable beverages with prolonged shelf lives. This may for example be accomplished by conventional breeding methods well known to the skilled person. This approach will not only be independent of the geographical
- 10 region where mutant D112-derived barley is grown, but also independent of the location where mutant D112-derived beer is produced and sold to customers. Barley plants of mutant D112, or plants derived thereof, are potentially an important economical factor for farmers that grow the crop, and for breweries that use it as a raw material for beer production or production of other barley based beverages.
- 15 Other applications that depend on raw materials without 9-HPODE/9-HPOTE-forming activities are also anticipated to benefit from the properties of barley mutant D112.

In accordance with one embodiment of the invention, there is provided several novel malting barley mutants, for example the barley mutant D112 or the barley

20 mutant A618 (herein also referred to as "mutant A618" or "barley A618"). The present invention is therefore related to the kernels of barley mutants D112 or A618, to the plants of barley D112 or A618 and to methods for producing a barley plant derived from crossing barley mutants D112 or A618 with itself or another barley line. Moreover, the present invention comprises null-LOX-1 variants generated by

25 mutagenesis or transformation of barley mutant D112 or A618. Thus, all plants produced using barley mutants D112 or A618 – or a derivative thereof – as a parent plant are within the scope of this invention.

In another aspect, the invention provides regenerable cells for use in tissue culture of barley mutant plant D112 or A618. The tissue culture will preferably be

30 used for regeneration of plants having the characteristics of the foregoing barley plants, including morphological and genetic characteristics. The regenerated cells in such tissue cultures will be embryos, protoplasts, meristematic cells, callus, pollen, anthers, etc. It is understood that the present invention provides barley plants regenerated from the tissue cultures of the invention.

In a preferred embodiment, the present invention comprises malt derived from null-LOX-1 barley kernels.

The present invention also relates to wort compositions prepared from null-LOX-1 barley plants or parts thereof or from malt compositions prepared from
5 such barley plants.

The invention further comprises beverages, such as beer manufactured using either null-LOX-1 barley kernels of the present invention or malt derived from said kernels.

In addition, the invention relates to a plant product produced from a null-LOX-1
10 barley plant or parts thereof. Said plant product may be any product resulting from processing of said barley plant or part thereof. Preferably, said plant product is selected from the group consisting of malt, wort, fermented beverages such as beer, non-fermented beverages, food products such as barley meal and feed products.

It is also an object of the present invention to provide null-LOX-1 barley kernels
15 exhibiting such levels of disease resistance that are indistinguishable from wild-type barley plants or even have improved disease resistance.

Still further, the invention comprises null-LOX-1 barley kernels and malt derived from said kernels, where both kernels and malt exhibit reduced levels of mycotoxins.

Also, the present invention comprises null-LOX-1 barley varieties with enhanced
20 disease resistance relative to wild-type plants. Further, null-LOX-1 barley having reduced disease resistance relative to wild-type plants are disclosed, provided that other characteristics of said plants provide benefits that are more important than the property of reduced disease resistance.

In addition, the present invention provides null-LOX-1 barley kernels useful for
25 the production of LOX pathway-derived fragrances, including green note compounds.

Moreover, the present invention provides for transgenic plants of null-LOX-1 barley mutants D112 or A618, or plants derived thereof, where the introduced gene(s) confer such traits as herbicide resistance, insect resistance, resistance for
30 bacterial, fungal, or viral diseases, enhanced nutritional quality, and industrial usage. The gene may be an endogenous barley gene or, alternatively, a transgene introduced through genetic engineering techniques.

Finally, the present invention provides for methods of reducing LOX-1 activity by use of LOX-1 inhibitors. Plant products, or products derived from plants, including

beverages and beer, obtained by said methods may have properties similar to products prepared from null-LOX-1 barley as raw material.

These and other features, aspects, and advantages of the present invention will be better understood when related to the following definitions, descriptions,
5 examples, appended claims as well as accompanying sequence listings and drawings.

3.1 Definitions

10 In the description, figures, and tables which follow, a number of terms are used. In order to provide the specifications and claims, including the scope to be given such terms, the following definitions are provided:

As used herein, "a" can mean one or more, depending on the context in which it is used.

15 The term "agronomic trait" describes a phenotypic trait of a plant that contributes to the performance or economic value of said plant. Such traits include disease resistance, insect resistance, virus resistance, nematode resistance, drought tolerance, high salinity tolerance, yield, plant height, days to maturity, kernel grading (i.e. kernel size fractionation), kernel nitrogen content and the like.

20 By "antisense nucleotide sequence" is intended a sequence that is in inverse orientation to the normal coding 5'–to–3' orientation of that nucleotide sequence. When present in a plant cell, the antisense DNA sequence preferably prevents normal expression of the nucleotide sequence for the endogenous gene, and may disrupt production of the corresponding, native protein.

25 The term "barley" in reference to the process of making beer, particularly when used to describe the malting process, means barley kernels. In all other cases, unless otherwise specified, "barley" means the barley plant (*Hordeum vulgare*, L.) including any varieties.

By "disease resistance" is intended that the plants avoid the disease symptoms
30 that are the outcome of plant–pathogen interactions. In this way, pathogens are prevented from causing plant diseases and the associated disease symptoms, or alternatively, the disease symptoms. Alternatively, the disease symptoms caused by the pathogen are minimized or reduced.

A "cereal" plant as defined in this publication is a member of the *Graminae* plant
35 family cultivated primarily for their starch–containing seeds. Cereal plants

include, but are not limited to barley (*Hordeum*), wheat (*Triticum*), rice (*Oryza*), maize (*Zea*), rye (*Secale*), oat (*Avena*), sorghum (*Sorghum*), and *Triticale*, a rye-wheat hybrid.

By "encoding" or "encoded," in the context of a specified nucleic acid, is meant
5 comprising the information for translation into the specified protein. A nucleic acid encoding a protein may comprise non-translated sequences (e.g. introns) within translated regions of the nucleic acid, or may lack such intervening non-translated sequences (e.g. in cDNA). The information by which a protein is encoded is specified by the use of codons.

10 As used herein, "expression" in the context of nucleic acids is to be understood as the transcription and accumulation of sense mRNA or antisense RNA derived from a nucleic acid fragment. "Expression" used in the context of proteins refers to translation of mRNA into a polypeptide.

By "flavor molecules" is intended aldehydes and/or alcohols that are produced
15 and are constituents of odor and/or taste in plants. In particular, flavor molecules include certain volatile alcohols and aldehydes. Examples of flavor molecules which are volatile include but are not limited to hexanal, (3Z)-hexenal, (2E)-hexenal, (2E)-hexenol, (3Z)-nonenal, (2E)-nonenal. The invention can be used to modulate levels of flavor molecules in plants.

20 The term "gene" means the segment of DNA involved in producing a polypeptide chain; it includes regions preceding and following the coding region (promoter and terminator). Eukaryotic genes are discontinuous with proteins encoded by them, consisting of exons interrupted by introns. After transcription into RNA, the introns are removed by splicing to generate a mature messenger RNA (mRNA). The "splice
25 sites" between exons are typically determined by consensus sequences acting as splice signals for the splicing process, consisting of a deletion of the intron from the primary RNA transcript and a joining or fusion of the ends of the remaining RNA on either side of the excised intron. In some cases alternate or different patterns of splicing can generate different proteins from the same single stretch of DNA. A
30 native gene may be referred to as an endogenous gene.

"Gene-silencing" is a method to alter gene expression. It refers to RNA silencing, which is a post-transcriptional gene-silencing mechanism conserved among various organisms. The method includes post-transcriptional gene silencing (PTGS) and RNA interference (RNAi). PTGS is a gene-silencing phenomenon of endogenous
35 and exogenous homologous genes. Although most examples on PTGS are on the

effects caused by co-suppression constructs or expression of transgenes in antisense orientation, it has also been observed in plants of conventional breeding programs, e.g. the *Lgc1* mutation in rice (Kusaba et al., 2003). This mutation was found to suppress glutelin expression via RNA silencing, possibly due to a 3.5-kbp
5 deletion between two highly similar genes for glutelin that forms a tail-to-tail inverted repeat that might produce a double-stranded RNA molecule – and thus a potent inducer of RNA silencing. A second form of RNA silencing is known as RNA interference (RNAi), where the basic premise is the ability of double-stranded RNA to specifically block expression of its homologous gene when injected or ingested
10 into cells (Goenczy et al., 2000).

As used herein, "heterologous" in reference to a nucleic acid is a nucleic acid that originates from a foreign species, or, if from the same species, is substantially modified from its native form in composition and/or genomic locus by deliberate human intervention.

15 The term "germination" as used herein means the beginning or resumption of growth by a barley kernel in various compositions, such as normal soil as found in nature. Germination can also take place in the soil of pots placed in growth chambers and the like, or for example take place on wet filter paper placed in standard laboratory Petri dishes. Germination is generally understood to include
20 hydration of the kernels, swelling of the kernels and inducing growth of the embryo. Environmental factors affecting germination include moisture, temperature and oxygen level. Root and shoot development are observed.

"Green notes" is a term describing volatile flavor and fragrance molecules present in numerous plants, and characterized in organoleptic terms as fresh green
25 and grassy. These molecules are produced by the plant from the degradation of lipids and free fatty acids, such as linoleic acid and linolenic acid.

As used herein, the term "isolated" means that the material is removed from its original environment. For example, a naturally-occurring polynucleotide or polypeptide present in a living organism is not isolated, but the same polynucleotide
30 or polypeptide, separated from some or all of the coexisting materials in the natural system, is isolated. Such polynucleotides could be part of a vector and/or such polynucleotides or polypeptides could be part of a composition, and still be isolated because such vector or composition is not part of its natural environment.

The term "kernel" is defined to comprise the cereal caryopsis, also denoted
35 internal seed, the lemma and palea. In most barley varieties the lemma and palea

adhere to the caryopsis and are a part of the kernel following threshing. However, naked barley varieties also occur. In these, the caryopsis is free of the lemma and palea and threshes out free as in wheat. The terms "kernel" and "grain" are used interchangeably herein.

5 "Kernel maturation" or "grain development" refers to the period starting with fertilization in which metabolizable reserves, e.g. sugars, oligosaccharides, starch, phenolics, amino acids, and proteins are deposited, with and without vacuole targeting, to various tissues in the kernel (grain), e.g. endosperm, testa, aleurone, and scutellum, leading to kernel (grain) enlargement, kernel (grain) filling, and
10 ending with kernel (grain) desiccation.

The term "LOX-1 activity" refers to the enzymatic activity of the barley LOX-1 enzyme. In particular, in the context of the present invention "LOX-1 activity" is the enzyme catalyzed dioxygenation of linoleic acid to 9-HPODE. Even though the LOX-1 enzyme is capable of catalyzing other reactions, for the purpose of
15 determining the activity of LOX-1 according to the present invention only the 9-HPODE forming activity should be considered. FIG. 1B outlines the biochemical pathway wherein linoleic acid is converted to T2N.

The term "low-LOX" refers to the presence of one or several mutations in one or several endogenous genes, causing a partial loss-of-function of a specified LOX
20 enzyme, preferably with respect to – but not restricted to – enzymatic activity. For example, the barley plants disclosed in PCT application PCT/IB01/00207 published as WO 02/053721A1 to Douma et al. produce a mutated LOX-1 enzyme having 10% residual activity compared with the corresponding wild-type enzyme.
"Low-LOX" with reference to a plant refers to a plant having partial loss-of-function
25 of the specified LOX enzyme.

"Malting" is a special form of germination of barley kernels taking place under controlled environmental conditions, including, but not limited to maltery steep tanks and germination boxes. In accordance with the process of the present invention, malting begins to occur during and/or after the barley kernels have been steeped.
30 The malting process may be stopped by drying of the barley kernels. A malt composition prepared from null-LOX-1 barley is understood to comprise null-LOX-1 malt, such as pure null-LOX-1 malt or any blend of malt comprising null-LOX-1 malt.

"Mashing" is the incubation of milled malt in water. Mashing is preferably
35 performed at a specific temperature and in a specific volume of water. The

temperature and volume of water is of importance as this affects the rate of decrease of enzyme activity derived from the malt, and hence the amount of especially starch hydrolysis that can occur. Mashing can occur in the presence of adjuncts, which is understood to comprise any carbohydrate source other than malt, e.g. barley (including null-LOX-1 barley), maize or rice adjunct, used principally as an additional source of extract. The requirements for processing of the adjunct in the brewery depend on the state and type of adjunct used and in particular the starch gelatinization or liquefaction temperatures. If the gelatinization temperature is above the normal malt saccharification temperature, then the starch is gelatinized and liquefied before adding to the mash.

"Mutations" include deletions, insertions, transversions and point mutations in the coding and noncoding regions of a gene. Deletions may be of the entire gene or of only a portion of the gene. Point mutations may result in stop codons, frameshift mutations or amino acid substitutions. Somatic mutations are those which occur only in certain cells or tissues of the plant and are not inherited to the next generation. Germline mutations can be found in any cell of the plant and are inherited.

The term "null-LOX" refers to the presence of a mutation in a LOX-encoding gene, causing a total loss-of-function of the encoded LOX enzyme. Mutations that generate premature termination (nonsense) codons in a gene encoding LOX represent only one mechanism by which total loss-of-function can be obtained. Molecular approaches to obtain total loss-of-function of a LOX enzyme comprise the generation of mutations that cause a total absence of transcripts for said enzyme, or mutations that totally inactivate the encoded enzyme. "null-LOX" with reference to a plant refers to a plant having a total loss-of-function of the specified LOX enzyme.

"Operably linked" is a term used to refer to the association of two or more nucleic acid fragments on a single polynucleotide so that the function of one is affected by the other. For example, a promoter is operably linked with a coding sequence when it is capable of affecting the expression of that coding sequence, i.e. that the coding sequence is under the transcriptional control of the promoter. Coding sequences can be operably linked to regulatory sequences in sense or antisense orientation.

"PCR" or "polymerase chain reaction" is well known by those skilled in the art as a technique used for the amplification of specific DNA segments (U.S. Pat. Nos. 4,683,195 and 4,800,159 to Mullis et al.).

"Plant" or "plant material" includes plant cells, plant protoplasts, plant cell tissue cultures from which barley plants can be regenerated, plant calli, and plant cells that are intact in plants or parts of plants, such as embryos, pollen, ovules, flowers, kernels, leaves, roots, root tips, anthers, or any part or product of a plant.

5 By the term "plant product" is meant a product resulting from the processing of a plant or plant portion. Said plant product may thus for example be malt, wort, a fermented or non-fermented beverage, a food or a feed product.

As used herein, "recombinant" in reference to a protein is a protein that originates from a foreign species, or, if from the same species, is substantially
10 modified from its native form in composition by deliberate human intervention.

"RNA transcript" refers to the product resulting from RNA polymerase-catalyzed transcription of a DNA sequence. When the RNA transcript is a perfect complementary copy of the DNA sequence, it is referred to as the primary transcript. When an RNA sequence is derived from post-translational processing of the
15 primary transcript, it is referred to as the mature RNA. "Messenger RNA" or "mRNA" refers to the RNA that is without introns and that can be translated into proteins by the cell. "cDNA" refers to DNA that is complementary to and derived from an mRNA template. The cDNA can be single-stranded or converted to a double-stranded form using, for example, the Klenow fragment of DNA polymerase I. "Sense RNA"
20 refers to an RNA transcript that includes the mRNA and so can be translated into a polypeptide by the cell. "Antisense RNA" refers to an RNA transcript that is complementary to all or part of a target primary transcript or mRNA and that blocks the expression of a target gene. The complementarity of an antisense RNA may be with any part of the specific nucleotide sequence, i.e. at the 5' non-coding
25 sequence, 3' non-coding sequence, introns, or the protein coding sequence. "Functional RNA" refers to sense RNA, antisense RNA or other RNA that may not be translated into a protein but yet has an effect on cellular processes.

Unless otherwise noted, "T2N" means the free form of T2N. By the term "T2N potential" is described the chemical substances which have the capacity to release
30 T2N, or be converted into T2N, in one or more reactions. The T2N potential can be measured as the concentration of T2N in a solution, e.g. in wort or beer, following an incubation (e.g. for 2 h) at an elevated temperature (e.g. 100°C) and low acidity (e.g. pH 4.0). This sample treatment causes liberation of T2N from the T2N potential, e.g. from "T2N adducts," a term used to describe T2N conjugated to one or more
35 substances, including, but not limited to, protein(s), sulfite, cellular debris, cell walls,

or the like. In general, T2N adducts per se are not sensed by humans as off-flavors. However, T2N released from said T2N adducts, for example by heat or acid, may give rise to an off-flavor.

"Tissue culture" indicates a composition comprising isolated cells of the same or a different type or a collection of such cells organized into parts of a plant, for example protoplasts, calli, embryos, pollen, anthers, and the like.

"Transformation" means introducing DNA into an organism so that the DNA is maintained, either as an extrachromosomal element (without integration and stable inheritance) or chromosomal integrant (genetically stable inheritance). Unless otherwise stated, the method used herein for transformation of *E. coli* was the CaCl₂-method (Sambrook and Russel, *supra*). For transformation of barley *Agrobacterium*-mediated transformation may be performed basically as described by Tingay et al. (1997) and Wang et al. (2001), except that another cultivar such as the cultivar Golden Promise may be used as host.

A "transgene" is a gene that has been introduced into the genome by a transformation procedure.

As used herein, "transgenic" includes reference to a cell that has been modified by the introduction of a heterologous nucleic acid or that the cell is derived from a cell so modified. Thus, for example, transgenic cells express genes that are not found in an identical form within the native form of the cell, or express native genes that are otherwise abnormally expressed, underexpressed, or not expressed at all as a result of deliberate human intervention. The term "transgenic" in reference to plants, particularly barley plants, as used herein does not encompass the alteration of the cell by methods of traditional plant breeding, e.g. NaN₃-derived mutagenesis, and by naturally occurring events such as those occurring without deliberate human invention.

The term "wild-type barley plant" refers to a conventional barley plant, preferably the term refers to the barley plant, from which the barley plants of the invention have been derived, i.e. the parent plants. In one preferred embodiment of the invention, the "wild-type barley plant" is selected from the group consisting of cv.s Celeste, Lux, Prestige, Saloon, and Neruda. More preferably, the "wild-type barley plant" is cultivar Barke. Wild type barley cultivars or seeds thereof are generally available for example from common seed companies.

4. BRIEF DESCRIPTION OF THE SEQUENCE LISTING

The invention can be more fully understood from the following detailed description and the accompanying Sequence Listing (summarized in Table 9), which forms a part of this application. Said table lists the nucleic acids and polypeptides that are described herein, the designation of the cDNA clones that comprise the nucleic acid fragments encoding polypeptides representing all or a substantial portion of these polypeptides, and the corresponding identifier [SEQ ID NO:]. The sequence descriptions and Sequence Listing attached hereto comply with the rules governing nucleotide and/or amino acid sequence disclosures in patent applications.

The Sequence Listing contains the one letter code for nucleotide and amino acid sequence characters as defined in conformity with the standardized recommendations (Cornish-Bowden, 1985; IUPAC-IUB Joint Commission on Biochemical Nomenclature, 1984), which are herein incorporated by reference. The symbols and format used for nucleotide and amino acid sequence data comply with the rules governing sequence disclosures in patent applications.

5. BRIEF DESCRIPTION OF THE DRAWINGS

FIG. 1 is divided into three flow diagrams **A**, **B** and **C**. FIG. 1A shows how NaN_3 -mutagenized barley kernels may be propagated. Kernels of generation M0 grow into plants that develop kernels of generation M1. These may be sown and develop into M1 plants which produce new kernels of generation M2. Next, M2 plants grow and set kernels of generation M3, which may be harvested and used for screening analyses. M3 seeds may also be sown, and flowers of the corresponding plants used for crossings to obtain plants of generation M4. FIG. 1B is a simplified representation how the biochemical LOX pathway operates to degrade linoleic acid, eventually yielding T2N. FIG. 1C illustrates how linoleic acid may be transformed into the corresponding 9-hydroperoxy acid (9-HPODE) by the action of LOX-1, followed by further enzymatic conversions by epoxy alcohol synthase and epoxide hydrolase into 9,12,13-trihydroxy-10-octadecenoic acid (9,12,13-THOE).

FIG. 2 is a graphic comparison of total LOX activities measured in embryo extracts of cv. Barke, mutant D112, and in a control sample comprising heat-inactivated extract of cv. Barke embryos.

FIG. 3 displays a graphic comparison of total LOX activities measured in embryo extracts of mutant A618, cv. Neruda, and in a control sample comprising heat-inactivated extract of cv. Barke embryos.

5 **FIG. 4** shows a comparison of total LOX activities measured in kernels of 12 individual M4 progeny lines of mutant D112. The activities of control samples consisting of kernel extracts of cv. Barke, and heat-inactivated kernel extracts of cv. Barke are included in the comparison.

10 **FIG. 5** summarizes the results of analyses for total LOX activity in 90 individual kernel extracts of M5 progeny lines of mutant D112. The activities of control kernel extracts of cv. Barke, and heat-inactivated kernel extracts of cv. Barke are included in the comparison.

15 **FIG. 6** gives a summary of a comparison of total LOX activities measured in 40 individual kernel extracts of M4 progeny lines of mutant A618. The activities of control samples with kernel extracts of cv. Barke and heat-inactivated kernel extracts of cv. Barke are included in the comparison.

20 **FIG. 7** consists of two separate immunoblots, showing that immunoreactive LOX-1 protein is not detectable in kernel extracts of mutant D112, generation M3. Each immunoblot was probed with an antibody to barley LOX-1, and the samples consisted of extracts of *E. coli* cells expressing recombinant LOX-1 (lane 1), kernel extracts of cv. Vintage (lane 2), mutant line G (lane 3 and lane 7), cv. Barke (lane 6 and lane 8), and separate lines of mutant D112, generation M3 (lanes 4–5 and
25 9–16). The position of an immunoreactive LOX-1 protein is indicated.

FIG. 8 shows two separate immunoblots, detailing the absence of LOX-1 in kernel extracts of mutant A618, generations M3 and M4. Each immunoblot was probed
30 with an antibody to barley LOX-1, and the samples consisted of kernel extracts of mutant line G (lane 1), cv. Neruda (lane 6 and lane 16). Extracts of randomly chosen M3 and M4 kernels that have not been through the LOX selection procedure were separated in lanes 2–5 and 8–12, respectively; all of these extracts contained a LOX-1 immunoreactive protein. The null-LOX-1 phenotype of a kernel extract of
35 mutant A618, generation M3 (lane 7), was inherited in separate M4-progeny lines of

mutant A618-82 (lanes 8–12). The position of an immunoreactive LOX-1 protein is indicated.

FIG. 9 schematically illustrates the genetics of the backcrossing program for mutant D112 to cv. Prestige. The wild-type LOX-1 trait is assigned NN, while the null-LOX-1 mutant trait is nn. Plants having the genotypes underlined are subjected to crossings.

FIG. 10 provides an illustration of seven separate immunoblots, each probed with an antibody to barley LOX-1. The immunoblots show the presence or absence of the immunoreactive LOX-1 protein in kernels of separate plants of the first backcross generation of mutant D112 to cv. Prestige (lanes 1–6 and lanes 9–14), and the presence or absence of the immunoreactive LOX-1 protein in kernels of the second backcross generation of mutant D112 to cv. Prestige (lanes 17–22, lanes 25–30, lanes 33–38, lanes 41–45, and lanes 48–52). Control kernel extracts of mutant D112, lacking immunoreactive LOX-1 (lanes 7, 15, 23, 31, 39, 46, 53), and cv. Prestige, containing immunoreactive LOX-1 (lanes 8, 16, 24, 32, 40, 47, 54), were used as controls. The position of an immunoreactive LOX-1 protein is indicated.

20

FIG. 11 is a simplified, schematic overview of the beer production process without the use of adjuncts, but including steeping of the barley grain (1), malting (2), kiln drying (3), milling of the dried malt (4), mashing (5), filtration (6), wort boiling in the presence of added hops (7), fermentation in the presence of yeast (8), beer maturation (9), beer filtration (10), packaging, including –but not limited to – packaging into bottles, cans and the like (11), and labeling (12). The individual processes can be grouped into sections comprising malt production (1–3), wort production (4–7), fermentation (8–9), and preparation of the finished beer (10–12).

FIG. 12 focuses on characteristics of beers produced using malt derived from barley of null-LOX-1 mutant D112. FIG. 12A illustrates the accumulation of free T2N during forced-aging for 4 weeks at 37°C. The aldehyde was measured in beer produced from malt of null-LOX-1 mutant D112 (▲), and control malt of cv. Barke (●). The taste threshold level for T2N in beer is approximately 0.05 ppb. FIG. 12B provides a graphical representation of data compiled following the beer taste panel's evaluation

35

on the individual taste characteristics of beers incubated at 20°C for 12 months. The beers were made of malt derived from either barley of cv. Barke (solid bars) or from barley of null-LOX-1 mutant D112 (open bars).

5 **FIG. 13** displays the chromatograms of HPLC analyses used to assay for the formation of 9- and 13-HPODEs in barley tissues. The levels of HPODEs were analyzed by measuring the absorbance at 234 nm, with the results given in milli absorbance units (mAU). Peaks of the elution profiles that correspond to 9-HPODE and 13-HPODE are indicated by arrows. FIG. 13A shows the chromatogram of
10 9-HPODE and 13-HPODE standards. FIG. 13B is a chromatogram of HPODEs formed in extracts prepared from mature embryos of cv. Barke. FIG. 13C is a chromatogram of HPODEs formed in extracts prepared from mature embryos of low-LOX kernels. FIG. 13D is a chromatogram of HPODEs formed in extracts of mature embryos of the null-LOX-1 mutant D112.

15 **FIG. 14** depicts the chromatograms of HPLC analyses used to assay for the formation of 9- and 13-HPODEs in malt. The levels of said HPODEs were analyzed by measuring the absorbance at 234 nm, with the results given in milli absorbance units (mAU). Peaks of the elution profiles that correspond to 9-HPODE and 13-
20 HPODE are indicated by arrows. FIG. 14A shows the chromatogram of 9-HPODE and 13-HPODE standards. Chromatogram peaks corresponding to 9-HPODE and 13-HPODE are indicated by arrows. FIG. 14B is a chromatogram of HPODEs formed in extracts of malt from cv. Barke. FIG. 14C is a chromatogram of HPODEs formed in extracts of malt from low-LOX barley. FIG. 14D is a chromatogram of
25 HPODEs formed in extracts of malt from the null-LOX-1 mutant D112.

FIG. 15 is a map showing the organization of the gene for barley LOX-1, spanning the start codon (ATG) and stop codon (TAA). The schematic drawing of the 4,165-bp-long sequence shows 7 exons (filled boxes) and 6 introns (lines). The
30 position of the mutations identified in the gene for LOX-1 – i.e. specific for mutant line G (low-LOX), mutant A618 and mutant D112 – are indicated by arrows.

FIG. 16 summarizes the predicted molecular differences related to the gene for LOX-1 of wild-type, mutant A618 and mutant D112 barley plants. The information

listed in the columns marked "Result," "Length in amino acids," and "Mass in kDa" is predicted from the DNA sequence.

FIG. 17 provides ways used to perform RT-PCR mutant analysis and transcript verification related to the barley gene encoding LOX-1. In **A** is schematically shown the principle for RT-PCR detection of a specific transcript for the gene encoding LOX-1 in developing embryos of cv. Vintage and low-LOX-1 mutant line G. Primers consisted of FL821 [SEQ ID NO: 11] and FL852 [SEQ ID NO: 12], which anneal in the exons flanking the 83-bp-long intron 5; PCR product differences using either genomic DNA or mRNA templates are indicated. In **B** is shown the result of a RT-PCR agarose gel analysis, where focus was on the detection of a specific transcript related to the gene encoding LOX-1 in developing embryos of barley, cv. Vintage and mutant line G. Lanes 1 and 5 contained marker fragments, and lanes 2, 3, and 4 contained the PCR products derived from embryo tissues of cv. Vintage after 20, 40, and 60 days after flowering (DAF), respectively. Lanes 6, 7 and 8 contain the products derived from embryo tissues of mutant line G after 20, 40, and 60 DAF, respectively. In **C**, lanes 1–5 show the result of an experiment similar to that detailed for lanes 1–5 in **B**, while lanes 6, 7 and 8 contained the products derived from RT-PCR detection of a mutant D112 embryo-specific transcript of the gene for LOX-1 after 20, 40, and 60 DAF, respectively. In **D** is shown an electropherogram that resulted from a sequencing reaction of a RT-PCR fragment specific for the gene for LOX-1. Sequence analysis revealed that the RT-PCR target RNA was free of DNA. The black triangle points to the splice point, indicating correct splicing of the transcript.

25

FIG. 18 details the results of a SNP-assisted detection of barley mutant D112. The analysis was based on the generation of a specific PCR fragment pattern using two sets of PCR reactions per sample, as schematically illustrated in **A** (primer set 1 consists of FL820 [SEQ ID NO: 13] and primer FL823 [SEQ ID NO: 15], and primer set 2 consists of FL820 [SEQ ID NO: 13] and FL825 [SEQ ID NO: 14]). In **B** is shown the result of a PCR pattern analysis of elite breeding material. Genomic DNA of plants were subjected to PCR analyses. Results shown in lanes 2–3 (plant 1), 4–5 (plant 2), 6–7, (plant 3), 8–9 (plant 4), 10–11 (plant 5), 12–13 (plant 6), 14–15 (plant 7), 16–17 (plant 8), and 18–19 (plant 9) utilized primer combination 1 (even numbered lanes) or primer combination 2 (odd numbered lanes). Comparison of the

35

banding pattern with that shown in **A** revealed that plants 1, 2, 4, 5, 7, and 8 were homozygous mutants, while the genotype of plants 3, 6, and 9 could be classified as homozygous wild-type. Marker DNA was separated in lanes 1 and 20.

5 **FIG. 19** demonstrates the principle of multiplex SNP analysis of barley samples containing material of mutant G or mutant D112. The analysis utilized multiplex PCR reactions, such that the length of the fragment amplified could be related to the genotype of the material added. Amplification of a 370-bp fragment would indicate that a malt sample contained material derived from mutant line G, while the
10 amplification of a 166-bp fragment would point to the presence of material derived from mutant D112. Panel **A** is a schematic illustration detailing how specific primer pairs, each with one primer that contains a sequence which is specific for the mutant of interest (asterisk; for mutant line G nucleotide number 2279 in the genomic clone for LOX-1, and for mutant D112 position 3574). The primer combination FL918
15 [SEQ ID NO: 16] and FL920 [SEQ ID NO: 17] was used for detection of the mutant line G-specific mutation, while FL820 [SEQ ID NO: 13] and FL823 [SEQ ID NO: 15] were utilized for detection of the mutant D112-specific base change. In **B** is shown how the relative quantities of mutant-specific material (lanes 2–7: mutant line G; lanes 8–13: mutant D112) in samples may enhance the synthesis of a specific PCR
20 fragment (lanes 2 and 8: no mutant material added; lanes 3 and 9: 20% mutant material added; lanes 4 and 10: 40% mutant material added; lanes 5 and 11: 60% mutant material added; lanes 6 and 12: 80% mutant material added; lanes 7 and 13: 100% mutant material). Lane 1 consisted of marker fragments.

25 **FIG. 20** presents the result of SDS-PAGE of affinity-purified, His-tagged LOX-1 from *E. coli* cells transformed with the vector plasmid pET19b (lanes 2–5), expression plasmid pETL1 (lanes 6–10), and expression plasmid pETL2 (lanes 11–15). Proteins from fractions comprising unbound proteins (lanes 2, 6, 11); first wash (lanes 3, 7, 12); second wash (lanes 4, 8, 13); first eluate (lanes 5, 9, 14); and
30 second eluate (lanes 10 and 15) were analyzed. The upper arrow indicates the position of recombinant LOX-1 (corresponding to wild-type LOX-1), while the lower arrow indicates the position of truncated, recombinant LOX-1 (corresponding to LOX-1 in barley mutant D112). Lane 1 comprised separated marker proteins.

FIG. 21 illustrates plasmid inserts for transformation of barley. In **A** is illustrated an expression cassette consisting of the maize ubiquitin-1 promoter and intron 1 (collectively denoted the UBI promoter), directing constitutive expression of the *bar* gene (BAR), which encodes the selectable marker phosphinothricin acetyl transferase. Transcription termination is provided by the NOS terminator sequence (N). In **B** is illustrated an expression cassette consisting of the aforementioned UBI promoter, here directing constitutive expression of the barley cDNA sequence for LOX-1 in sense or antisense orientation. In **C** is illustrated an expression cassette consisting of the UBI promoter directing constitutive expression of an intron-containing hairpin construct, where the sequence of intron 1 of the *Arabidopsis* gene for fatty acid desaturase FAD2 intron 1 (Int), flanked by the sense arm (→) and antisense arm (←) of an approximately 200-bp-long fragment of the gene for LOX-1. Transcription termination is provided by the NOS terminator sequence (N). For the generation of barley plants exhibiting co-suppression of the gene for LOX-1, plasmid mixtures are used that comprise equal amounts of expression plasmids comprising the inserts detailed in **A** and **B**. For the generation of barley plants exhibiting total silencing of the gene for LOX-1, mixtures are used that comprise equal amounts of expression plasmids comprising the inserts in **A** and **C**.

FIG. 22 details experimental results concerning inhibitors that reduce LOX-1 activity. In **A** is depicted the electrophoretic separation of proteins in a 10% SDS-PAGE, with separate lanes illustrating the result of a stepwise purification of His-tagged LOX-1 from *E. coli* cells (cf. Example 18). Proteins in crude extracts of transformants with vector pET19b and plasmid pETL1 are shown in lane 1 and lane 2, respectively, while lanes 3-5 contain separated proteins of wash solutions 2, 3 and 4. 3-μl sample aliquots from 1-ml eluates of the affinity column were separated in lane 6 (eluate 1), lane 7 (eluate 2), lane 8 (eluate 3), and lane 9 (eluate 4). The horizontal arrow indicates the position of recombinant LOX-1. Aliquots of LOX-1 from eluate 2 were used for the inhibitor studies, as summarized in **B**. Here, the residual LOX-1 activity was measured following incubation with 5 μl of LOX-1 (eluate 2) in the presence of inhibitor, either NDGA (●) or octyl gallate (▲).

FIG. 23 provides a summary detailing levels of T2N in wort samples prepared from mashings without added inhibitor (open bars), or in the presence of 0.5 mM of the LOX-1 inhibitor octyl gallate (solid bars). Samples – taken after mashing-in (37°C)

or after boiling (boiled wort) – comprised wort of mashings with malt of barley cv. Barke or null-LOX-1 barley mutant D112.

5 6. DETAILED DESCRIPTION OF THE INVENTION

For purposes of clarity of description, and not by way of limitation, the detailed description of the invention is divided into the following subsections:

- 10 (i) Barley plant;
- (ii) Preparing null-LOX-1 barley;
- (iii) Composition;
- (iv) Chemical mutagenesis;
- (v) Selection of barley mutants;
- 15 (vi) Plant breeding;
- (vii) Barley crossings;
- (viii) LOX enzymes;
- (ix) LOX pathway products;
- (x) T2N potential;
- 20 (xi) Disease resistance;
- (xii) Mycotoxins;
- (xiii) Fragrances;
- (xiv) Heterologous expression of genes encoding LOX;
- (xv) LOX inhibitors.

25

6.1 Barley plant

"Wild barley," *Hordeum vulgare* ssp. *spontaneum*, is considered the progenitor of today's cultivated forms of barley. It has long been accepted that exploitation of this cereal provides a key to explaining the start of grain cultivation in the Fertile Crescent. The fact that humans could collect the grains throughout the long summer season made them pre-adapted candidates for domestication. The early domesticates were probably genetically very diverse, a notion supported by a study of wild barley from Israel, Turkey and Iran (Nevo, 1992). It was found that wild barley populations differ considerably in their allelic content. Out of 127 alleles at 27 shared loci, 65 alleles were found to be unique, i.e. they occurred in one country only.

The transition of barley from a wild to a cultivated state is thought to have coincided with a radical change of allele frequencies at numerous loci. Rare alleles and new mutational events were positively selected for by the farmers who quickly established the new traits in the domesticated plant populations, denoted "barley
5 landraces." These are genetically more closely related to modern cultivars than wild barley and represent a source of useful alleles for further breeding efforts (Ellis et al., 1998). Until the late nineteenth century, barley landraces existed as highly heterogeneous mixtures of inbred lines and hybrid segregates, including few plants derived from random crossings in earlier generations. Most of the landraces have
10 been displaced in advanced agricultures by pure line cultivars. Intermediate or high levels of genetic diversity characterize the remaining landraces.

Initially, "modern barley" cultivars represented selections from landraces. They were later derived from successive cycles of crosses between established pure lines, such as those of diverse geographical origins. Eventually, this resulted in a
15 marked narrowing of the genetic base in many, probably all, advanced agricultures. Compared with landraces, modern barley cultivars have numerous improved properties (Nevo, 1992 and von Bothmer et al., 2003), for example, but not limited to:

- 20 (i) Covered and naked kernels
- (ii) Seed dormancy
- (iii) Disease resistance
- (iv) Proportions of lysine and other amino acids
- (v) Protein content
- 25 (vi) Nitrogen content
- (vii) Carbohydrate composition
- (viii) Hordein patterns

Thus in one embodiment of the invention the barley plant is a modern barley cultivar
30 modified to comprise less than 1% of the LOX-1 activity of a corresponding wild type barley plant. Thus in this embodiment it is preferred that the barley plant is not a barley landrace.

The present invention relates to barley plants and parts thereof comprising less than 5%, preferably less than 4%, more preferably less than 3%, even more
35 preferably less than 2%, yet more preferably less than 1% of the LOX-1 activity of a

wild-type barley plant. The barley plants of the invention comprising less than 1% LOX-1 activity are herein also referred to as "null-LOX-1 barley plants."

The barley plant may be in any suitable form. For example, the barley plant according to the invention may be a viable barley plant, a dried plant, a
5 homogenized plant, such as milled barley kernels. The plant may be a mature plant, an embryo, a germinated kernel, a malted kernel or the like.

Parts of barley plants may be any suitable part of the plant, such as kernels, embryos, leaves, stems, roots, flowers or fractions thereof. Fractions may for example be a section of a kernel, embryo, leaves, stem, root or flower. Parts of
10 barley plants may also be a fraction of a homogenate or milled barley plant or kernel.

In one embodiment of the invention, parts of barley plants may be cells of said barley plant, preferably viable cells, that may be propagated in tissue cultures in vitro.

15 In a preferred embodiment of the invention, null-LOX-1 barley plants comprise less than 5%, preferably less than 3%, more preferably less than 1%, preferably less than 0.5%, even more preferably less than 0.1% of the activity of a wild-type barley plant. The activity may be determined by any suitable method, preferably however, the activity is determined using the method in Example 1 herein below. In a very
20 preferred embodiment of the invention, the null-LOX-1 barley plants have essentially no LOX-1 activity, more preferably no LOX-1 activity at all. "Essentially no LOX-1 activity" means no detectable LOX-1 activity using an assay for LOX-1 activity as described herein below.

The almost absent LOX-1 activity of the null-LOX-1 barley may for example be
25 the result of that said barley comprises a malfunctioning LOX-1 protein, such as a mutant LOX-1 protein. However, the null-LOX-1 barley comprises only very little or, more preferably, no LOX-1 protein, such as less than 5%, preferably less than 3%, more preferably less than 1%, preferably less than 0.5%, more preferably less than 0.1% LOX-1 protein compared to a wild-type barley plant. More preferably, the
30 null-LOX-1 barley comprises essentially no LOX-1 protein, most preferably no LOX-1 protein at all. "Essentially no LOX-1 protein" is meant to cover no detectable LOX-1 protein. The LOX-1 protein may be detected by any suitable means known to the person skilled in the art, however, preferably the protein is detected by techniques wherein LOX-1 protein is detected by specific antibodies to LOX-1. Said techniques
35 may for example be Western blotting or ELISA. Said specific antibodies may be

monoclonal or polyclonal, preferably however, said antibodies are polyclonal recognizing several different epitopes within the LOX-1 protein. LOX-1 protein may also be detected indirectly, for example by methods determining LOX-1 activity, by methods detecting mutations in the gene encoding LOX-1 or by methods detecting
5 expression of the LOX-1 gene. Mutations in the gene encoding LOX-1 may for example be detected by sequencing said gene. Expression of the gene for LOX-1 may for example be detected by Northern blotting or RT-PCR. In one preferred embodiment of the invention, LOX-1 protein is detected using the methods outlined in Example 4 of the instant publication.

10 The term LOX-1 protein is meant to cover the full length LOX-1 protein of barley as set forth in [SEQ ID NO: 3] or [SEQ ID NO: 7] or a functional homologue thereof. The active site of LOX-1 is situated in the C-terminal part of LOX-1. In particular is the region spanning amino acid residues 520-862 or parts thereof relevant for LOX-1 activity. Accordingly, in one embodiment null-LOX-1 barley preferably
15 comprises a gene encoding a mutant form of LOX-1 lacking some or all of amino acids 520-862 of LOX-1. Said mutant LOX-1 may also lack other amino acid residues which are present in wild-type LOX-1.

Accordingly, null-LOX-1 barley may comprise a truncated form of LOX-1, which is not functional, such as an N-terminal or a C-terminal truncated form. Preferably,
20 said truncated form comprises no more than 800, more preferably no more than 750, even more preferably no more than 700, yet more preferably no more than 690, even more preferably no more than 680, yet more preferably no more than 670 consecutive amino acids of LOX-1, such as no more than 665, for example no more than 650, such as no more than 600, for example no more than 550, such as no
25 more than 500, for example no more than 450, such as no more than 425, for example no more than 399 consecutive amino acids of LOX-1 of [SEQ ID NO: 3]. Preferably, said truncated form comprises only an N-terminal fragment of LOX-1. Hence, preferably said truncated form comprises at the most the 800, more preferably at the most the 750, even more preferably at the most the 700, yet more
30 preferably at the most the 690, even more preferably at the most the 680, yet more preferably at the most the 670, even more preferably at the most the 665 N-terminal amino acids of [SEQ ID NO: 3], such as no more than 665, for example no more than 650, such as no more than 600, for example at the most the 550, such as at the most the 500, for example at the most the 450, such as at the most the 425, for
35 example at the most the 399 N-terminal amino acids of [SEQ ID NO: 3].

In one very preferred embodiment, the truncated form may consist of amino acid 1–665 of [SEQ ID NO: 3].

In a preferred embodiment of the invention, the barley plant comprises a gene transcribed into mRNA encoding LOX-1, wherein said mRNA comprises a nonsense
5 codon or a stop codon upstream of the stop codon of wild-type LOX-1 mRNA. Such a nonsense codon is herein designated a premature nonsense codon. Preferably all genes transcribed into mRNA encoding LOX-1 of said plant comprise a premature non-sense codon or a stop codon. The non-sense codon or stop codon is preferably situated at the most 800, more preferably at the most the 750, even more preferably
10 at the most the 700, yet more preferably at the most the 690, even more preferably at the most the 680, yet more preferably at the most the 670, even more preferably at the most the 665 codons down-stream of the start codon. The sequence of wild-type genomic DNA encoding LOX-1 is given in [SEQ ID NO: 1] or [SEQ ID NO: 5].

In one preferred embodiment the barley plant comprises a gene encoding
15 LOX-1, wherein pre-mRNA transcribed from said gene comprises the ribonucleic acid sequence corresponding to [SEQ ID NO: 2].

In another preferred embodiment of the invention, the barley plant comprises a gene encoding mutant LOX-1 wherein said gene comprises at least one, such as 1, for example 2, such as 3, for example 4, such as 5 mutations in at least one, such
20 as 1, for example 2, such as 3 splice sites. Preferably, said mutation(s) results in that said at least one splice site is non-functional. mRNA transcribed from such a gene will thus be abnormal due to aberrant splicing. Accordingly, it is preferred that mRNA transcribed from the LOX-1 gene of the null-LOX-1 barley plant according to the invention encodes no protein or a protein comprising only the N-terminus of
25 LOX-1. Said protein may comprise other sequences encoded by the abnormal mRNA, which are not derived from the gene for LOX-1. In this context, the N-terminus of LOX-1 comprises amino acid 1 to amino acid N, wherein N is an integer in the range of 2 to 800, more preferably in the range of 2 to 750, yet more preferably in the range of 2 to 700, even more preferably in the range of 2 to 650,
30 yet more preferably in the range of 2 to 600, even more preferably in the range of 2 to 550, yet more preferably in the range of 2 to 500, yet more preferably in the range of 2 to 450, even more preferably in the range of 2 to 400, yet more preferably in the range of 2 to 378.

In one embodiment of the invention the barley plant comprises a gene encoding
35 a mutant LOX-1, wherein said gene has a mutation in a splice site leading to mRNA

encoding a protein consisting of amino acids 1 to 378 of [SEQ ID NO: 3] as well as an additional amino acid sequence not derived from LOX-1. Preferably, said mutant LOX-1 consists of the sequence as outlined in [SEQ ID NO: 8].

In a very preferred embodiment of the invention the gene encoding mutant
5 LOX-1 of the null-LOX-1 barley plant comprises a nonsense mutation, said mutation corresponding to a G→A substitution at position 3574 of [SEQ ID NO: 1]. More preferably the null-LOX-1 barley plant is a plant designated D112 having American Type Culture Collection (ATCC) deposit accession No. PTA-5487.

In another very preferred embodiment of the invention the gene encoding LOX-1
10 of the null-LOX-1 barley plant comprises a non-functional intron 3 donor splice site. LOX-1 mRNA of said plant thus encodes a protein containing amino acids 1-378 of LOX-1 and additional amino acids from intron 3, comprised in [SEQ ID NO: 8]. More preferably, the null-LOX-1 barley plant is a plant designated A618 having American Type Culture Collection (ATCC) deposit accession No PTA-5584.

15 The barley plants according to the invention may also be the progeny of a null-LOX barley plant. Hence, the barley plant may be the progeny of the plant designated D112 having ATCC deposit accession No. PTA-5487 or the plant designated A618 having ATCC deposit accession No. PTA-5584.

The barley plant according to the invention may be prepared by any suitable
20 method known to the person skilled in the art, preferably by one of the methods outlined herein below (see for example Section 6.2 "Preparing null-LOX-1 barley").

In one embodiment of the invention it is preferred that the null-LOX-1 barley plant according to the present invention has plant growth physiology and grain development comparable to wild-type barley. It is hence preferred that the
25 null-LOX-1 barley plant is similar to wild-type barley in respect of plant height, number of tillers per plant, onset of flowering and/or number of grains per spike.

It is also an aspect of the invention to provide a null-LOX-1 barley plant, wherein said plant is characterized by:

- 30
- (i) having enhanced disease resistance; or
 - (ii) having reduced potential for the production of mycotoxins; or
 - (iii) comprising regenerable cells for use in tissue culture; or
 - (iv) any combination of the traits of (i) to (iii).

In one embodiment of the invention, the barley plant is a null-LOX-1 barley plant with the proviso that said barley plant does not carry a mutation of the G in the splice donor site of intron 5. In this embodiment the invention also relates to plant products, such as malt, wort, fermented or non-fermented beverages, beer, food or feed products prepared from a null-LOX-1 barley plant or part thereof with the proviso that said barley plant does not carry a mutation of the G in the splice donor site of intron 5. Said G for example corresponds to the G at position 2968 of SEQ ID 1. Whether a plant product is prepared from a barley plant with a given mutation may be determined by isolating DNA from said plant product and identifying the presence or absence of said mutation by conventional methods known to the skilled person. DNA may for example be isolated from wort, beer or another beverage by freeze-drying, resuspension in an aqueous buffer, extraction with chloroform/isoamylalcohol, followed by alcohol precipitation. For example, mutation of the G in the splice donor site of intron 5 may be identified in a similar manner as described in WO2004/085652 to Hirota et al.

6.2 Preparing null-LOX-1 barley

The barley plant according to the invention may be prepared by any suitable method known to the person skilled in the art. Preferably, the barley plant of the invention is prepared by a method comprising the steps of mutagenizing barley plants or parts thereof, for example barley kernels, followed by screening and selecting barley plants for plants with less than 5% LOX-1 activity. Interestingly, the present invention in one aspect relates to a new and very efficient screening method, significantly superior to the screening method described in for example WO 02/053721 to Douma et al. The new screening method allows reproducibly to identify barley plants with no or very little LOX-1 activity. This new screening method includes obtaining kernels or parts thereof, such as embryos, from mutagenized barley and determining the LOX-1 activity in said kernels or parts thereof.

Accordingly, it is an objective of the present invention to provide methods of preparing a barley plant comprising less than 5% of the LOX-1 activity of a wild-type barley plant comprising the steps of:

- (i) Determining the LOX-1 activity in wild-type barley kernels or parts thereof; and

- (ii) Mutagenizing barley plants and/or barley cells and/or barley tissue and/or barley kernels and/or barley embryos thereby obtaining generation M0 barley; and
- (iii) Breeding said mutagenized barley plants, kernels and/or embryos for at least 2 generations, thereby obtaining generation Mx barley plants, wherein x is an integer ≥ 2 ; and
- (iv) Obtaining kernels or parts thereof from said Mx barley plants; and
- (v) Determining the LOX-1 activity in said kernels or parts thereof; and
- (vi) Selecting plants wherein the LOX-1 activity of the mutagenized kernels or parts thereof is less than 5% than the LOX-1 activity of the wild-type kernels or part thereof;

thereby obtaining a barley plant comprising less than 5% of the LOX-1 activity of a wild-type barley plant.

- Step (ii) in the above list may involve mutagenizing living material selected from the group consisting of barley plants, barley cells, barley tissue, barley kernels and barley embryos, preferably selected from the group consisting of barley plants, barley kernels and barley embryos, more preferably barley kernels. It is preferred that the LOX-1 activity of mutagenized kernels is determined using the same kind of material as that used for the determination of the LOX-1 activity of wild-type barley kernels, i.e it is preferred that the barley kernel or parts thereof of step (i) is the same kind of barley kernel or parts thereof as that mentioned in step (iv). By way of example, if the LOX-1 activity of wild-type barley is determined in embryos of wild-type barley, it is preferred that step (iv) comprises determining LOX-1 activity in embryos of mutagenized barley plants.

Mutagenesis may be performed by any suitable method. In one embodiment, mutagenesis is performed by incubating a barley plant or a part thereof, for example barley kernels or individual cells from barley with a mutagenizing agent. Said agent is known to the person skilled in the art, for example, but not limited to sodium azide (NaN_3), ethyl methanesulfonate (EMS), azidoglycerol (AG, 3-azido-1,2-propanediol), methyl nitrosourea (MNU), and maleic hydrazide (MH).

In another embodiment, mutagenesis is performed by irradiating, for example by UV, a barley plant or a part thereof, such as the kernel. In preferred embodiments of the invention the mutagenesis is performed according to any of the methods

outlined herein below in Section 6.4 "Chemical mutagenesis." A non-limiting example of a suitable mutagenesis protocol is given in Example 1.

It is preferred that the mutagenesis is performed in a manner such that the expected frequency of desired mutants is at least 0.5, such as in the range of 0.5 to 5, for example in the range of 0.9 to 2.3 per 10,000 grains, when screening M3 barley.

In a preferred embodiment, mutagenesis is performed on barley kernels. The mutagenized kernels are designated generation M0 (see also FIG. 1A).

Subsequent to mutagenesis, barley plants, or parts thereof, that comprise less than 5%, preferably less than 1% LOX-1 activity are selected. Selection may be performed according to any suitable method known to the person skilled in the art. Preferably, selection comprises obtaining a sample from a barley plant, such as from a barley kernel, determining the activity of LOX-1 in said sample and selecting plants, wherein said sample has less than 5%, or preferably less than 1% of the LOX-1 activity of a wild-type barley plants.

The sample may be taken from any suitable part of said plant. Preferably, however, the sample is taken from the kernel, more preferably the sample is taken from the embryo tissue of a kernel, yet more preferably the sample consists of embryo tissue of a kernel. In general, the sample must be homogenized using any suitable method prior to determining the LOX-1 activity.

In a preferred embodiment, the sample is taken from generation M_x kernels, wherein x is an integer ≥ 2 , preferably x is an integer in the range of 2 to 10, more preferably in the range of 3 to 8. In a very preferred embodiment LOX-1 activity is determined on M3 kernels or a sample derived from kernels. In that embodiment, it is preferred that mutagenised barley kernels (generation M0) are grown to obtain barley plants which are crossed to obtain kernels M1. The procedure is repeated until M3 kernels are available (see also FIG. 1A).

Determination of LOX-1 activity may be carried out using any suitable assay, preferably by one of the methods outlined herein below. In particular, it is preferred that the assay monitors the dioxygenation of linoleic acid to 9-HPODE by LOX-1. In general, assaying will therefore involve the steps of:

- (i) Providing a sample prepared from a barley kernel or part thereof; and
- (ii) Providing linoleic acid; and
- (iii) Incubating said sample with said linoleic acid; and

(iv) Detecting dioxygenation of linoleic acid to 9-HPODE.

Detection may be performed directly or indirectly. Any suitable detection method may be used with the present invention. In one embodiment of the invention, linoleic acid hydroperoxides are detected. Linoleic acid hydroperoxides may for example be detected by coupling degradation of said linoleic acid hydroperoxides with an oxidative reaction, which develops a detectable compound. For example, this may be done as described in Example 1. In another embodiment 9-HPODE is detected directly, for example by spectrophotometric methods, such as HPLC as described in Example 9. In one embodiment of the invention, LOX-1 activity is determined simply by determining the amount of 9-HPODE in a sample from a barley kernel. This may be done by any suitable method known to the person skilled in the art, for example as outlined in Example 9.

It is important at what pH the determination of LOX-1 activity is performed. Preferably, said determination is performed at a pH which allows high activity of LOX-1, but only low activity of LOX-2. Hence, determination of LOX activity is preferably done at a pH in the range of 3 to 6.5, for example in the range of 3 to 4, such as in the range of 4 to 5, for example in the range of 5 to 6, such as in the range of 6 to 6.5. Preferably, the pH is around 3, such as around 3.5, for example around 4, such as around 4.5, for example around 5, such as around 5.5, for example around 6, such as around 6.5, for example around 7. It is also preferred that said sample is prepared at a suitable pH, such as at a pH in the range of 3 to 6.5, for example in the range of 3 to 4, such as in the range of 4 to 5, for example in the range of 5 to 6, such as in the range of 6 to 6.5. Preferably, the pH is around 3, such as around 3.5, for example around 4, such as around 4.5, for example around 5, such as around 5.5, for example around 6, such as around 6.5, for example around 7.

Preferred methods for selecting barley plants according to the invention are described herein below in the Section 6.5 "Selecting barley mutants."

A preferred example of a method for determination of LOX-1 activity is given in Example 1.

The selection procedure may be adapted for microtitre plate assay procedures, or other known repetitive, high-throughput assay formats that allow the rapid screening of many samples. It is preferred that at least 5,000, such as at least

7,500, for example at least 10,000, such as at least 15,000 mutagenized barley plants are analyzed for LOX-1 activity.

Subsequent to the selection of useful barley plants with less than 5% LOX-1 activity, one or more additional screenings may optionally be performed. For
5 example, selected mutants may be further propagated, and subsequent generations may be screened again for LOX-1 activity.

Subsequent to selection of useful barley plants, these may be subjected to breeding, such as conventional breeding. Methods of breeding are described herein below (Section 6.6 "Plant breeding" and Section 6.7 "Barley crossings").

10 The barley plant according to the invention may, however, also be prepared by other methods, for example by methods resulting in reduced transcription and/or translation of LOX-1. Hence, the null-LOX-1 barley plant may be prepared by transforming a barley plant with a nucleic acid sequence comprising, as operably linked components, a promoter expressible in barley plants, a DNA sequence, and
15 a transcriptional termination region, wherein expression of said DNA sequence reduces the expression of the gene encoding LOX-1 by:

- (i) antisense silencing; or
- (ii) co-suppression silencing; or
- 20 (iii) RNA interference.

In one embodiment, the barley plant is prepared by a method involving transforming a barley plant with a nucleic acid sequence capable of reducing transcription or translation of a gene encoding LOX-1, for example a nucleic acid
25 sequence comprising antisense LOX-1 sequences. Said antisense sequences may, for example, be the antisense sequence of [SEQ ID NO: 1], or a fragment thereof. The antisense sequence should be operably linked to a promoter sequence from a gene expressed in barley plants. A non-limiting example of such a method is outlined in Example 16 herein below.

30 The barley plant may be transformed by any useful method, for example *Agrobacterium tumefaciens*-mediated transfer or particle bombardment-mediated DNA uptake.

It is also a scope of the present invention that the null-LOX-1 barley plant is prepared by a method comprising the steps of:

- (i) Mutagenizing barley plants and/or barley kernels and/or barley embryos; and
- (ii) Determining the presence or absence of a mutation in the gene for LOX-1, wherein said mutation leads to a gene for LOX-1 encoding a polypeptide form of LOX-1 comprising less than 700 contiguous amino acids of the sequence set forth in SEQ ID NO: 3, preferably said polypeptide is an N-terminal fragment of LOX-1 comprising at the most the 700 N-terminal amino acids of [SEQ ID NO: 3],
- (iii) Selecting plants carrying said mutation, thereby obtaining a barley plant comprising less than 5% of the LOX-1 activity of a wild-type barley plant.

More preferably, said mutation may lead to a gene for LOX-1 encoding any of the N-terminal LOX-1 fragments described herein above.

Said mutation may be detected using any suitable method, for example sequencing the LOX-1 gene or single nucleotide polymorphism (SNP) analysis. One example of how to perform a SNP analysis is described in Example 13 and Example 14 herein below.

Once a null-LOX-1 barley plant with a particular mutation in a LOX-1 gene (such as any of the above-mentioned mutations) has been prepared additional barley plants with the same mutation may be generated by conventional breeding methods well known to the skilled person. For example, said null-LOX-1 barley plant may be backcrossed into another barley cultivar background. Fig. 9 discloses an example of a scheme for such a backcross.

6.3 Composition

The present invention also relates to compositions comprising the barley plants described above, or parts thereof, or compositions prepared from said barley plants, or parts thereof. Because said barley plants have less than 5%, preferably less than 1% LOX-1 activity, compositions comprising, or prepared from, said barley plants, or parts thereof, will in general comprise very low levels of T2N and T2N potential. Examples of useful compositions comprising or prepared from null-LOX-1 barley are described herein below.

It is preferred that said compositions have:

- (i) Less than 30%, preferably less than 20%, more preferably less than 10%, even more preferably less than 5%, such as less than 2%, for example less than 1% T2N; and/or
- 5 (ii) Less than 30%, preferably less than 20%, more preferably less than 10%, even more preferably less than 5%, such as less than 2%, for example less than 1% T2N potential;

10 compared to a similar composition comprising or prepared from wild-type barley plants.

The present invention relates in one aspects to barley kernels comprising less than 1% LOX-1 activity compared to wild-type kernels. Preferably, the kernels comprise no LOX-1 activity. The present invention relates as well to compositions comprising said kernels and compositions prepared from said kernels.

15 In one aspect, the invention relates to malt compositions prepared from null-LOX-1 kernels by malting. By the term "malting" is to be understood germination of steeped barley kernels taking place under controlled environmental conditions (for example as illustrated in FIG. 11, steps 2 and 3).

20 Malting is a process of controlled steeping and germination followed by drying of the barley grain. This sequence of events is important for the synthesis of numerous enzymes that cause grain modification, a process that principally depolymerizes the dead endosperm cell walls and mobilizes the grain nutrients. In the subsequent drying process, flavor and color are produced due to chemical browning reactions. Although the primary use of malt is for beverage production, it can also be utilized in
25 other industrial processes, for example as an enzyme source in the baking industry, or as a flavoring and coloring agent in the food industry, for example as malt or as a malt flour, or indirectly as a malt syrup, etc.

In one aspect, the present invention relates to methods of producing said malt composition. The methods preferably comprise the steps of:

30

- (i) Providing null-LOX-1 barley kernels;
- (ii) Steeping said kernels;
- (iii) Germinating the steeped kernels under predetermined conditions;
- (iv) Drying said germinated kernels;

35

thereby producing a malt composition with low or no LOX-1 activity. For example, the malt may be produced by any of the methods described in Hosney (1994). However, any other suitable method for producing malt may also be used with the present invention, such as methods for production of speciality malts, including, but
5 limited to, methods of roasting the malt. One non-limiting example is described in Example 6.

In another aspect, the invention relates to wort compositions prepared from malt compositions prepared from null-LOX-1 kernels. Said malt may be prepared from only null-LOX-1 kernels or mixtures comprises other kernels. The invention also
10 relates to wort compositions prepared using null-LOX-1 barley or parts thereof, alone or mixed with other components. Said wort may be first and/or second and/or further wort. In general a wort composition will have a high content of amino nitrogen and fermentable carbohydrates, mainly maltose. In FIG. 11, steps 4 to 6 illustrate the common method for preparation of wort from malt. In general, wort is prepared
15 by incubating malt with water, i.e. by mashing. During mashing, the malt/water composition may be supplemented with additional carbohydrate-rich compositions, for example barley, maize or rice adjuncts. Unmalted cereal adjuncts usually contain no active enzymes, and therefore rely on malt or exogenous enzymes to provide enzymes necessary for sugar conversion.

20 In general, the first step in the wort production process is the milling of malt in order that water may gain access to grain particles in the mashing phase, which is fundamentally an extension of the malting process with enzymatic depolymerization of substrates. During mashing, milled malt is incubated with a liquid fraction such as water. The temperature is either kept constant (isothermal mashing) or gradually
25 increased. In either case, soluble substances produced in malting and mashing are extracted into said liquid fraction before it is separated by filtration into wort and residual solid particles denoted spent grains. This wort may also be denoted first wort. After filtration, a second wort is obtained. Further worts may be prepared by repeating the procedure. Non-limiting examples of suitable procedures for
30 preparation of wort is described in Hosney (supra).

The wort composition may also be prepared by incubating null-LOX-1 barley plants or parts thereof, such as unmalted null-LOX-1 plants or parts thereof with one or more suitable enzyme, such as enzyme compositions or enzyme mixture compositions, for example Ultraflo or Cereflo (Novozymes). The wort composition

may also be prepared using a mixture of malt and unmalted barley plants or parts thereof, optionally adding one or more suitable enzymes during said preparation.

The present invention also relates to food compositions, feed compositions, and fragrance raw material compositions that comprise null-LOX-1 barley plants or parts thereof. Food compositions may for example be, but are not limited to malted and unmalted barley kernels, barley meals, bread, porridge, cereal mixes comprising barley, health products, such as beverages comprising barley, barley syrups, and flaked, milled or extruded barley compositions. Feed compositions for example include compositions comprising barley kernels, and/or meals. Fragrance raw material compositions are described herein below.

The invention also relates to mixtures of the compositions of the invention. For example, the invention in one aspect relates to a composition prepared by a mixture of (i) a composition comprising a barley plant or a part thereof, comprising less than 5% of the LOX-1 activity of a wild-type barley plant, and (ii) a malt composition prepared from null-LOX-1 kernels.

In a preferred aspect, the present invention relates to beverages, more preferred malt-derived beverages, even more preferred alcoholic beverages, such as beer having stable organoleptic qualities, wherein said beverage is prepared using null-LOX-1 barley or parts thereof. Hence, in one preferred embodiment of the invention the beverage is preferably prepared by fermentation of null-LOX-1 barley or parts thereof or extracts thereof, for example by fermentation of wort produced using malt produced from null-LOX-1 barley, alone or in combination with other ingredients.

However, in other embodiments of the invention, the beverage is a non-fermented beverage, for example wort. It is also comprised within the present invention that said beverage may be prepared from unmalted barley plants or parts thereof.

Preferably, however, said beverage is prepared from a malt composition prepared from null-LOX-1 barley kernels. More preferably, said beverage is beer. This may be any kind of beer known to the person skilled in the art. In one embodiment the beer is for example a lager beer. The beer is preferably brewed using a malt composition comprising germinated null-LOX-1 barley. The malt composition may, however, also comprise other components, for example other germinated or ungerminated cereals, such as wild-type barley, null-LOX-1 barley, wheat and/or rye, or non-germinated raw materials comprising sugars or

compositions derived from malted or unmalted raw materials, for example syrup compositions.

"Organoleptic qualities" means qualities appealing to the olfactory and taste senses. These are analyzed, for example, by a trained taste panel. Preferably, said
5 trained taste panel is trained specifically for recognition of aldehyde off-flavors, such as T2N. In general, the taste panel will consist of in the range of 3 to 30 members, for example in the range of 5 to 15 members. The taste panel may evaluate the presence of various flavors, such as off-flavors, such papery, oxidized, aged and bready flavors. A method of determining the "organoleptic qualities" of a beverage is
10 described in Example 6, herein below. In preferred embodiments, the stable organoleptic qualities are at least partly a result of low production of T2N or T2N potential.

Accordingly, it is an object of the present invention to provide beverages manufactured using a barley plant, (such as beer), preferably comprising less than
15 50%, preferably less than 40%, more preferably less than 35%, such as less than 30%, for example less than 20%, such as less than 10%, for example preferably less than 5%, such as less than 2%, for example less than 1% T2N and/or T2N potential compared to a beverage prepared from wild-type barley after storage for at least 1 week, preferably at least 2 weeks, more preferably at least 3 weeks, even
20 more preferably for at least 4 weeks, such as in the range of 1 to 3 months, for example in the range of 3 to 6 months, such as in the range of 6 to 12 months, for example for more than one year. Storage is performed at a temperature in the range of 15°C to 40°C, preferably in the range of 30°C to 37°C, more preferably at 37°C. The beverages of the invention preferably comprise at the most 0.07, preferably at
25 the most 0.06, more preferably at the most 0.05, even more preferably at the most 0.04, such as at the most 0.03 ppb (parts per billion) free T2N after storage for at least 1 week, preferably at least 2 weeks, more preferably at least 3 weeks, even more preferably for at least 4 weeks, such as in the range of 1 to 3 months, for example in the range of 3 to 6 months, such as in the range of 6 to 12 months, for
30 example for more than one year after storage at a temperature in the range of 15°C to 40°C, preferably in the range of 30°C to 37°C, more preferably at 37°C. Preferably, the beverage also comprises in the range of 1 to 10 ppm (parts per million) sulfite, more preferably in the range of 2 to 8 ppm, more preferably in the range of 3 to 7 ppm, yet more preferably in the range of 4 to 6 ppm sulfite. In one
35 preferred embodiment, the beverages according to the invention comprise at the

most 0.04, more preferably at the most 0.03, for example at the most 0.025 ppb free T2N after storage for 2 weeks at 37°C. In another preferred embodiment of the invention the beverages according to the invention comprise at the most 0.07, preferably at the most 0.06, more preferably at the most 0.05, even more preferably at the most 0.04, such as at the most 0.03 ppb (parts per billion) free T2N after storage for 4 weeks at 37°C in the presence of in the range of 4 to 6 ppm sulfite.

It preferred that the beverages according to the present invention have a less papery taste compared to a similar beverage prepared from a different barley than null-LOX-1 barley after storage for at least 10 months at in the range of 15 to 25°C, such as around 20°C. Preferably, said papery taste is less than 90%, more preferably less than 80%, such as less than 70% as evaluated by a trained taste panel.

In one embodiment the invention relates to beverages, such as beer, with low levels of certain trihydroxyoctadecenoic acids, in particular to beverages with low levels of 9,12,13-THOE. Trihydroxyoctadecenoic acids have a bitter taste (Baur and Grosch, 1977 and Baur et al., 1977) and are therefore undesirable.

It is thus desirable that the level of 9,12,13-THOE is as low as possible, preferably lower than 1.3 ppm, such as lower than 1 ppm. However, the overall concentration of 9,12,13-THOE in a malt-derived beverage (such as beer) is also dependent on the amount of malt used for preparation of said specific beverage. Thus, in general, a strong beer will comprise more 9,12,13-THOE than a lighter beer and a higher over-all level of 9,12,13-THOE will be acceptable in a stronger beer. Accordingly, it is preferred that the beverage according to the invention comprises a lower level of 9,12,13-THOE than a normal beer of a similar kind. Such beverage may be obtained by using null-LOX-1 barley for preparation of said beverage. Thus, preferred beverages according to the invention comprises a low ratio of 9,12,13-THOE compared to an internal standard, which corrects for the amount of malt used in the preparation of said beverage. Said standard may for example be another trihydroxyoctadecenoic acid.

It is thus important for the quality of a beverage, such as beer, that the ratio of various trihydroxyoctadecenoic acids (THAs) is kept within a specific range. Surprisingly, in addition to low levels of T2N, the product of the LOX-1 pathway (see FIG. 1B), beverages prepared from null-LOX-1 barley according to the invention also have a very low level of 9,12,13-THOE (see fig. 1C) and accordingly a very low ratio of 9,12,13-THA to 9,10,13-THA. Hence, in one aspect the present invention

relates to beverages, such as beer, having stable organoleptic qualities, wherein said beverage is manufactured using a barley plant or parts thereof, preferably null-LOX-1 barley and wherein the ratio of 9,12,13-THA to 9,10,13-THA within said beverage is at the most 1.8, preferably at the most 1.7, more preferably at the most 1.6, yet more preferably at the most 1.5, even more preferably at the most 1.4. It is thus very much preferred that said ratio is in the range of 0 to 1.8, preferably in the range of 0 to 1.6, such as in the range of 0 to 1.4. In one embodiment, said ratio is approximately 1.3. The amount of 9,12,13-THOE and 9,10,13-THOE in a beverage may be determined by standard methods, for example by gas chromatography-mass spectrometry for example as described in Hamber, 1991.

Preferably said THAs are oxylipins of linoleic acid conversion. Interestingly, beverages with such THA ratios may be prepared using the barley plant according the invention. Preferably, said beverages are prepared using no other barley than null-LOX-1 barley, such as no other malt than malt prepared from null-LOX-1 barley. In one preferred embodiment of the invention, the beverage comprises:

- (i) a ratio of 9,12,13-THA to 9,10,13-THA as described above; and
- (ii) a level of free T2N after storage as described above.

In one embodiment the invention relates to a beverage, such as beer with improved foam stability compared to a similar conventional beverage. Such beverages may for example be prepared from null-LOX-1 barley or parts thereof, for example malt. Foam stability may for example be determined as described in Brautechnische Analysenmethoden, 2002.

The invention also relates to methods of producing said beverage. The methods preferably comprise the steps of:

- (i) Providing a malt composition comprising germinated null-LOX-1 kernels;
- (ii) Processing said malt composition into a beverage;

thereby obtaining a beverage with stable organoleptic qualities.

In one preferred embodiment the beverage is beer. In this case, the processing step preferably comprises preparing wort from said malt composition, for example by any of the methods described herein above and fermenting said wort.

In general terms, alcoholic beverages such as beer may be manufactured from malted and/or unmalted barley grains. Malt, in addition to hops and yeast, contributes to flavor and color of the beer. Furthermore, malt functions as a source of fermentable sugar and enzymes. A schematic representation of a general process of beer production is shown in FIG. 11, while detailed descriptions of examples of suitable methods for malting and brewing can be found, for example, in a recent publication by Hoseney (*supra*). Numerous, regularly updated methods for analyses of barley, malt and beer products are available [for example, but not limited to American Association of Cereal Chemist (1995); American Society of Brewing Chemists (1992); European Brewery Convention (1998); Institute of Brewing (1997)]. It is recognized that many specific procedures are employed for a given brewery, with the most significant variations relating to local consumer preferences. Any such method of producing beer may be used with the present invention. One non-limiting example is described in Example 6.

The malt composition for said beverage, e.g. beer, malt drinks or non-fermented wort may for example be obtained by any of the methods described herein above. Wort may be prepared from said malt composition as described herein above.

The first step of producing beer from wort preferably involves boiling said wort. During boiling other ingredients may be added, for example hops that provide the typical bitter and aromatic beer characteristics. Boiling of wort also causes aggregation between polyphenols and denatured proteins, which mainly precipitate during the subsequent phase of wort cooling. After being cooled, the wort is transferred to fermentation tanks containing yeast. Preferably said yeast is brewer's yeast, *Saccharomyces carlsbergensis*. The wort will be fermented for any suitable time period, in general for in the range of 1 to 100 days. During the several-day-long fermentation, sugar is converted to alcohol and CO₂ concomitantly with the development of some flavor substances.

Subsequently, the beer may be further processed. In general it will be chilled. It may also be filtered and/or lagered – a process that develops a pleasant aroma and a flavor less yeasty. Finally the beer may be pasteurized or filtered, before it is packaged (e.g. bottled or canned).

Despite the advances which have been made in the area of beer production, it would be beneficial to reduce the levels of T2N, its precursors, and the T2N potential in beer. Accordingly, there is still a need for new raw materials, particularly

barley and malt, that contribute with less off-flavors to the finished beer. It is therefore an object of the present invention to provide such barley and malt.

5 6.4 Chemical mutagenesis

In one aspect, the present invention is based, at least in part, on the use of chemical mutagenesis of barley kernels, a method that is known to introduce mutations at random. Mutagenesis of barley may be performed using any
10 mutagenizing chemical, however preferably it is performed by treating kernels with NaN_3 , letting the surviving kernels germinate, and then analyzing off-spring plants. The plant generation growing from the mutagenized kernels, referred to as M0, contains heterozygote chimeras for any given mutation. Progeny collected after self-pollination are referred to as the M1 generation, and segregates both
15 heterozygotes and homozygotes for a given mutation (cf. FIG. 1A and FIG. 9).

Treating kernels with NaN_3 is not equivalent to treating a single cell, because the kernels after the treatment will contain some nonmutant cells and a variety of cells having DNA mutations. Since mutations in cell lineages that do not lead to the germ line will be lost, the goal is to target the mutagen to the few cells that develop into
20 reproductive tissues which contribute to development of the M1 generation.

To assess the overall mutation efficiency, albino chimeras and albino plants were counted in the M0 and M1 generation, respectively. Scoring mutant number as a function of surviving plants gives an estimate for the mutation efficiency, while scoring mutant number as a function of treated seeds measures the combination of
25 both mutation efficiency and kernel kill.

It should be noted that cells have quality assurance mechanisms at virtually every step of gene expression, possibly to moderate the effects of damaging mutations. One well-studied example in eukaryotes is nonsense-mediated mRNA decay, denoted NMD, which prevents the synthesis of potentially deleterious,
30 prematurely truncated proteins (Maquat and Carmichael, 2001). In NMD, a termination codon is identified as premature by its position relative to downstream destabilizing elements. In *Saccharomyces cerevisiae*, these are loosely defined mRNA sequences, and in mammalian cells, they are protein complexes that are deposited at exon-exon junctions during pre-mRNA splicing. How the degradation

of nonsense-mRNAs and the proteins they produce are coordinated is an area for future study.

Mutations that generate premature termination (nonsense) codons (PTCs) sometimes increase the levels of alternatively spliced transcripts that skip the offending mutations, thereby potentially saving protein function (Mendell and Dietz, 2001). Because translation and RNA splicing are thought to occur in different cellular compartments, it was paradoxical to find a nonsense codon-specific mRNA up-regulatory mechanism that acts independently of splicing enhancer disruption in mammalian cells (Wang et al., 2002). However, such mechanisms have neither been observed in barley plants of the instant invention nor in other plants.

NMD, PCT and the like are of particular interest in the context of plant breeding because such phenomena enhance the number of kernels or grains to be screened in order to identify a new trait of interest.

6.5 Selection of barley mutants

One aspect of the present invention is to provide screening conditions for LOX-1 activity, wherein the activity from LOX-2 is diminished. The methods are based on the surprising discovery that the nature of barley tissue to be screened and the reaction conditions can enhance LOX activity derived from enzyme LOX-1 and diminish that from enzyme LOX-2. While the screening for low-LOX mutants as detailed in PCT application PCT/IB01/00207 published as WO 02/053721A1 to Douma et al. utilized a proteinaceous extract of barley leaf tips, with determination of enzymic activity at pH 7.5, the present publication details advantageous screening parameters allowing reproducibly to identify null-LOX barley mutants. First, when screening for LOX-1 activity it is important that specific tissues of the barley plants are used. Preferably, said tissue comprises the barley kernel, more preferably embryos of barley kernels. In general, the screening will be performed on an extract of said tissue, i.e an extract of barley kernels or barley embryos. More preferably, extracts for LOX-1 activity determination comprise or most preferably consist of homogenized embryo tissue of dry barley kernels. In this way, only marginal activity derived from LOX-2 will contribute to the activity determinations. Second, assays for LOX-1 activity are performed at a pH which preferably inactivates allene oxide synthase enzymes, thus affording HPODEs in good yield.

6.6 Plant breeding

In one embodiment of the invention, the objective is to provide agronomically useful barley plants comprising the null-LOX-1 trait. Crop development can be seen
5 as an extended process that only begins with the introduction of the new trait. From the perspective of a plant breeder, this step almost always results in a plant that has a less desirable overall profile of agronomic traits than do current commercial varieties.

In addition to the null-LOX-1 trait, there are other important factors to be
10 considered in the art of generating a commercial malting barley variety, for example kernel yield, kernel size and other parameters that relate to malting performance. Since many – if not all – of such traits have been shown to be under genetic control, it would be highly desirable to provide modern, homozygous, high-yielding malting cultivars which result from crosses with null-LOX-1 barley plants that are disclosed
15 in the present publication. Kernels of such barley plants provide a new, superior raw material having no or only marginal capacity for the conversion of linoleic acid into 9-HPODE. The barley breeder must therefore select and develop barley plants having traits which result in superior cultivars with LOX-1 loss-of-function. Alternatively, the barley breeders may utilize plants of the present invention for further mutagenesis to
20 generate new cultivars derived from null-LOX-1 barley.

The barley plants according to the present invention may be bred according to any suitable scheme.

6.7 Barley crossings

25

Another object of the present invention is to provide agronomically elite barley plants comprising the null-LOX-1 trait. Accordingly, this invention also is directed to methods for producing a new null-LOX-1 barley plant by crossing a first parent barley plant with a second parent barley plant, wherein the first or second plant is a
30 null-LOX-1 barley. Additionally, both first and second parent barley plants can come from a null-LOX-1 barley variety. Thus, any such methods using the null-LOX-1 barley variety are part of this invention: selfing, backcrosses, crosses to populations, and the like. All plants produced using a null-LOX-1 barley variety as a parent are within the scope of this invention, including those developed from varieties derived

from a null-LOX-1 barley variety. The null-LOX-1 barley can also be used for genetic transformation in such cases where exogenous DNA is introduced and expressed in the null-LOX-1 plant or plant tissue.

Backcrossing methods can be used with the present invention to introduce a null-LOX characteristic of a mutated barley plant into another variety, for example cv. Scarlett or cv. Jersey, both of which are contemporary, high-yielding malting barley cultivars. In a standard backcross protocol, the original variety of interest (recurrent parent) is crossed to a second variety (non-recurrent parent) that carries the single gene of interest to be transferred. The resulting null-LOX-1 progeny from this cross are then crossed again to the recurrent parent, with the process being repeated until a barley plant is obtained wherein essentially all of the characteristics specified by the recurrent parent are recovered in the converted plant, in addition to the transferred genetic set-up for the null-LOX-1 trait of the nonrecurrent parent. The last backcross generation is then selfed to give pure breeding progeny for the null-LOX-1 trait (cf. FIG. 9).

Having a suitable recurrent parent is important for a successful backcrossing procedure, the goal of which is to introduce the null-LOX-1 trait into the original variety. To accomplish this, the genetic set-up of the recurrent variety is modified with that for the low-LOX-1 trait from the nonrecurrent parent, while retaining essentially all of the rest of that from the original variety. Although backcrossing methods are simplified when the characteristic being transferred is a dominant allele, it was possible to backcross that of the recessive null-LOX-1 trait – but in this case it was necessary to introduce a biochemical analysis to assess whether the desired characteristic was transferred.

A way to accelerate the process of plant breeding comprises initial multiplication of generated mutants by application of tissue culture and regeneration techniques. Thus, another aspect of the present invention is to provide cells, which upon growth and differentiation produce barley plants having the null-LOX-1 trait. For example, breeding may involve traditional crossings, preparing fertile anther-derived plants or using microspore culture.

6.8 LOX enzymes

An important object of the present invention is to provide barley plants that lack the capacity to synthesize active LOX-1 enzyme. LOXs are large monomeric

proteins with a single non-heme iron factor. Inspection of the Protein Data Bank at <http://www.rcsb.org/pdb> revealed that the structure of several LOX enzymes have been solved by X-ray crystallography. The proteins share an overall fold and domain organization, with each having a smaller N-terminal eight-stranded β -barrel domain and a larger C-terminal domain composed mostly of long α -helices. The iron atom is located at the C-terminal domain where it is coordinated to histidine residues and, uniquely, to the carboxyl terminus of the polypeptide, which happens to be an isoleucine. Several channels lead from the surface of the protein to the vicinity of the iron site, and these presumably afford access for the substrates, polyunsaturated fatty acids, and molecular oxygen, to the active site. Since liposome and lipid body binding of the cucumber lipid body LOX depends on the presence of the N-terminal β -barrel (May et al., 2000), and soybean LOX-1 binds to bilayer membranes in a process that is enhanced by calcium ions (Tatulian and Steczko, 1998), it can be speculated that LOX enzymes bind to lipid bilayer membranes and that this is most likely a function of the N-terminal domain. Methods for determination of LOX activity, as well as for isolation, characterization, and quantitation of direct and downstream products of LOX catalysis are readily available to those ordinarily skilled in the art.

6.9 LOX pathway products

In various embodiments, the present invention relates to barley plants, or products thereof, blocked in the capacity to form the alkenal T2N. LOX enzymes catalyze dioxygenation of polyunsaturated fatty acids with a *cis*-1,*cis*-4 pentadiene system. In plants, the C₁₈ polyunsaturated fatty acids linoleic acid (18:2^{Δ^{9,12}}) and α -linolenic acid (18:3^{Δ^{9,12,15}}) are major LOX substrates. The lipoxygenase pathway of fatty acid metabolism is initiated by the addition of molecular oxygen at the C-9 or C-13 position of the acyl chain yielding the corresponding 9- and 13-linoleic or linolenic acid hydroperoxides. With linoleic acid as substrate, either 9- or 13-hydroperoxy octadecadienoic acids (HPODEs) may be formed, while 9- or 13-hydroperoxy octadecatrienoic acids (HPOTEs) are products when the substrate is α -linolenic acid. In the hydroperoxide lyase branch of the LOX pathway, both 9- and 13-hydroperoxides can be subsequently cleaved to short-chain oxoacids and aldehydes (cf. FIG. 1B).

It is notable that 9-HPODE can be further metabolized to 9,12,13-THOE (cf. FIG. 1C), a THOE having a bitter taste (Baur et al., 1977; Baur and Grosch, 1977).

Accordingly, plants with LOX-1 inactivated will form THOEs in ratios different from that observed in wild type plants.

It is recognized that the present invention encompasses influencing production of downstream metabolites of LOX-1 catalysis, which are produced not as a direct
5 product of a LOX-1-catalyzed reaction, but as a result of a subsequent reaction of a series of reactions, involving a product of LOX-1 catalysis. These reactions include spontaneous, factor-induced or enzyme-catalyzed isomerization. Thus, the production of these downstream metabolites could be influenced by modulating the expression of hydroperoxide lyase (HPL).

10 On the assumption that autooxidation of linoleic acid may generate precursor molecules related to formation of T2N, it may be possible to further reduce the level of the alkenal. Specifically, down-regulation of the genes encoding $\Delta 9$ -desaturase (converts stearic acid into oleic acid) or $\Delta 12$ -desaturase (converts oleic acid into linoleic acid) is expected to alter the relative proportions of the C₁₈ fatty acids
15 (stearic, oleic and linoleic acid) by decreasing the levels of the fatty acids downstream of the relevant enzyme and increasing the levels of the intermediate fatty acid substrate. Examples where selective breeding utilizing natural variants or induced mutations were used to develop a range of improved oils in oilseed crops include – but are not limited to – high-stearic (HS) soybean (Graef et al., 1985),
20 high-oleic (HO) rapeseed (Auld et al., 1992), as well as HS and HO sunflower by Osorio et al. (1995) and Soldatov (1976), respectively.

Especially of interest is that the invention encompasses production of aldehydes which are not direct products of LOX-1 action, but are produced by the action of enzymes of the LOX pathway, or by the isomerization of aldehydes, for example,
25 isomerization of (3Z)-nonenal to (2E)-nonenal as provided in FIG. 1B. It is also recognized that the invention encompasses production of such alcohols which correspond to the aldehydes produced by enzymes of the LOX pathway, and/or which correspond to aldehydes produced as a result of said isomerization. Said alcohols are typically produced by the action of enzyme members of the aldo-keto
30 reductase superfamily (Srivastava et al., 1999), for example through enzymatic conversion of (2E)-nonenal to (2E)-nonenol.

6.10 T2N potential

A further object of the present invention is to reduce or eliminate molecules related to the formation of T2N, including the formation of T2N precursors and aldehyde adducts. Although several chemical reactions related to beer staling remain elusive, oxidation processes are recognized as the major causes of the development of stale flavor in beer products (Narziss, 1986; Ohtsu et al., 1986). As described in detail in Section 2 ("Background of the invention"), it is well known that the major molecular contributor to the stale flavor is T2N. When this aldehyde is generated in the process of making beer at a production stage before fermentation, it can participate in the formation of adducts through binding to for example amino acids and proteins (Noël and Collin, 1995) – but possibly also nucleic acids, glutathione or the like – and subsequently be protected from reduction or oxidation by fermenting yeast (Lermusieau et al., 1999). However, T2N adducts can also be formed with sulfite during fermentation, rendering the aldehyde flavor-inactive (Nyborg et al., *supra*).

Most of the T2N adducts are transferred to the finished beer, in which free T2N is liberated (Liégeois et al., 2002), the conditions of acidity and temperature being important factors in this process. T2N adducts comprise part of the T2N potential, a measure for the degradation of T2N adducts to free T2N under defined reaction conditions, e.g. incubation at 100°C, pH 4.0, for 2 h. The skilled artisan knows how to relate the T2N potential as an indicator of how beer will release T2N during storage, for example as described by Drost et al. (*supra*).

Barley kernels of the instant invention are restricted in the LOX-1-catalyzed formation of 9-HPODE, a molecule that normally functions as a precursor in the LOX pathway branch that yields T2N. Beers produced using null-LOX barley kernels will therefore not only possess a very low level of T2N, but also a very low level of T2N potential. Within the scope of the present invention are null-LOX-1 barley kernels yielding beer products that totally lack T2N, or contain insignificant levels of T2N potential, including T2N adducts. Consequently, there is essentially no, or only insignificant, development of T2N-specific off-flavors during storage of beer produced using null-LOX-1 barley.

6.11 Disease resistance

The present invention further relates to disease resistant barley. Plant LOXs are considered to be involved in the development of active disease resistance

mechanisms, collectively known as the hypersensitive response (HR), a form of programmed cell death (Rustérucci et al., 1999). In the HR, an infection event is followed by rapid cell death of plant cells localized around the infection site, and this leads to the formation of a necrotic lesion. In this way, pathogen spread is limited and prevents further damage to the remainder of the plant organ. In several plant-pathogen systems, HR is linked to expression of LOXs having specificity for the generation of 9-HPODE and 9-HPOTE (Rustérucci et al., *supra*; Jalloul et al., 2002), possibly because the massive production of hydroperoxy fatty acids confers tissue necrosis.

The gene encoding LOX-1 is primarily expressed in barley kernels, while numerous additional LOX enzymes are expressed in the leaves of the plants. Accordingly, the LOX pathway branches leading to the formation of 9-HPODE, 13-HPODE, 9-HPOTE, and 13-HPOTE are functional in barley leaves, and different sets of oxylipins reflect separate infection and wounding events. A similar molecular scenario has been described for potato leaves (Weber et al., 1999).

Naturally occurring volatile aldehydes inhibit growth of certain pathogens on plants, and natural resistance of some plants to a particular pathogen can be attributed to generation of volatile aldehydes (Croft et al., 1993; Blée and Joyard, 1996; Vancanneyt et al., 2001). Thus, relative to wild-type plants, the altered oxylipin profile of null-LOX-1 barley plants of the invention may prevent, reduce, ameliorate or eliminate the presence of a pathogen, a product of a pathogen, or a product of a plant-pathogen interaction. One non-limiting example of a pathogen is *Aspergillus* (see herein below).

Hence, in one embodiment the invention relates to a null-LOX-1 barley plant exhibiting enhanced disease resistance.

6.12 Mycotoxins

The present invention also discloses the use of barley plants with reduced susceptibility to *Aspergillus* colonization. *Aspergillus* is a troublesome colonizer of barley kernels, often causing contamination with the carcinogenic mycotoxins aflatoxin and sterigmatocystin. Since the production of aflatoxin by the fungus is influenced by high levels of 9-HPODE, 9-HPOTE, 13-HPODE, and 13-HPOTE, U.S. Pat. No. 5,942,661 to Keller claims transgenic crop plants that produce said hydroperoxy fatty acids in amounts sufficient to inhibit the production of fungal

mycotoxins. In addition, said U.S. Patent as well as data by Burow et al. (2000) specify that 13-HPODE inhibits aflatoxin production, while 9-HPODE boost aflatoxin production.

Since null-LOX-1 kernels lack active LOX-1 enzyme, said kernels contain
5 slightly higher levels of 13-HPODE than wild-type plants, but also lower levels of 9-HPODE relative to the tissue of its non-genetically modified parent plant. Relative to wild-type kernels, null-LOX-1 kernels can therefore ward off colonizing *Aspergillus*, or exhibit reduced mycotoxin levels following contamination with *Aspergillus*.

10 Hence, the present invention relates to barley plants with reduced levels of mycotoxins compared to wild-type barley plants.

6.13 Fragrances

15 It is also an aspect of the present invention to use null-LOX-1 barley for production of fragrances and green note compounds. To date, most research efforts related to the various branches of the LOX pathway in barley have focused on aspects of jasmonic acid generation from 13-HPOTE (Turner et al., 2002), and on disease resistance as described above. Less attention has been paid to barley
20 hydroperoxy fatty acids for alternative, commercial purposes. However, it is notable that the total absence of active LOX-1 in null-LOX-1 barley kernels is anticipated to enrich 13-HPODE and 13-HPOTE in said kernels. Based on this novel property, new applications are likely with respect to industrial usage of the barley crop, for example in the production of short-chain aliphatic aldehydes and alcohols (e.g. the
25 green note compounds hexanal/hexenal and hexanol/hexenol).

Several aspects related to the production of green notes are disclosed in patents, including – but not limited to – U.S. Pat. No.s 6,008,034, 6,150,145 and 6,274,358 which are discussed. While U.S. Pat. No. 6,008,034 to Häusler et al. discloses the use of a specific hydroperoxide lyase for the production green note
30 compounds, U.S. Pat. No. 6,150,145 to Häuser et al. and U.S. Pat. No. 6,274,358 to Holtz et al. describe the use of standard plant material for such a process. Using null-LOX-1 kernels for the production of green note compounds comprises the use of a novel raw material for said production. The novel raw material derived from null-LOX-1 barley kernels of the present invention cannot be considered a standard
35 plant material, since it is derived from kernels that have been selected following a

mutagenesis protocol as detailed in Sections 6.4–6.7 of the instant publication.

Industrial usage of null–LOX-1 barley kernels is considered outside the scope of the claims recited in the patents described in the previous paragraph, primarily because the novel raw material produced from null–LOX-1 kernels of the instant invention will greatly improve the normal limitations imposed by LOX-1–catalyzed generation of 9-HPODE and 9-HPOTE – two hydroperoxy fatty acids that cannot function as precursor molecules for the enzymatic generation of the green notes *cis*-3-hexenal and *cis*-3-hexenol.

6.14 Heterologous expression of genes encoding LOX

In various embodiments, the present invention relates to transgenic barley plants having the null–LOX-1 trait. It is envisioned that future advances in the genetic engineering of plants will lead to generation of barley plants with suppressed synthesis of LOX-1. The concept has been proposed as a means to control off-flavor formation, but results of such an approach are not reported (McElroy and Jacobsen, 1995). The invention described herein may be used in conjunction with such future improvements to generate antisense LOX-1 plants having antisense constructions complementary to at least a portion of the messenger RNA (mRNA) for the LOX-1 sequences can be constructed. Antisense nucleotides are constructed to hybridize with the corresponding mRNA, for example, similar to that described for expression of antisense SnRK1 protein kinase sequence in transgenic barley (Zhang et al., 2001). Modifications of the antisense sequences may be made as long as the sequences hybridize to and interfere with expression of the corresponding mRNA. In this manner, antisense constructions having 70%, preferably 80%, more preferably 85% sequence identity to the corresponding antisense sequences may be used. Furthermore, portions of the antisense nucleotides may be used to disrupt the expression of the target gene. Generally, sequences of at least 50 nucleotides, 100 nucleotides, 200 nucleotides, or greater may be used. Thus, the applicability of this invention is not limited only to those plants generated by conventional mutagenesis methods.

Although targeted gene replacement via homologous recombination is extremely facile in yeast, its efficiency in most multicellular eukaryotes is still limited, and does not yet allow for the generation of such barley plants, as well as the generation of a set of genome–wide gene disruptions (Parinov and Sundaresan, 2000). Gene

silencing has recently been used to study the role of ~86% of the predicted genes of the *Caenorhabditis elegans* genome in several developmental processes (Ashrafi et al., 2003; Kamath et al., 2003). For the generation of barley plants with complete loss-of-function of a specific gene, such as the LOX-1-encoding gene, use of the RNA interference (RNAi) method has several drawbacks. These include the lack of stable heritability of a phenotype, variable levels of residual gene activity (Hannon, 2002; Bargman, 2001; Wesley et al., 2001), and the inability to simultaneously silence several unrelated genes (Kamath et al., 2000).

The nucleotide sequences of the present invention may also be used in the sense orientation to suppress the expression of endogenous genes encoding LOX enzymes in plants. Methods for suppressing gene expression in plants using nucleotide sequences in the sense orientation are known in the art (see, for example, U.S. Pat. No. 5,283,184 to Jorgensen and Napoli). The methods generally involve transforming plants with a DNA construct comprising a promoter that drives expression in a plant operably linked to at least a portion of a nucleotide sequence that corresponds to the transcript of the endogenous gene. Typically, such a nucleotide sequence has substantial sequence identity to the sequence of the transcript of the endogenous gene, preferably greater than about 65% sequence identity, more preferably greater than about 85% sequence identity, most preferably greater than about 95% sequence identity.

It is notable that various aspects related to heterologous expression of genes encoding LOX enzymes are described and disclosed in U.S. Pat. Application Publication No. 2003/0074693 A1 to Cahoon et al. Although said patent application recites prior art with respect to barley LOX enzymes, and disclose numerous LOX-encoding gene sequences, neither of the barley genes encoding LOX-1, LOX-2 and LOX-3 exhibit sufficient degree of identity to be encompassed within the claims recited in U.S. Pat. Application Publication No. 2003/0074693 A1 to Cahoon et al.

While the invention has been detailed in the foregoing description, the same is considered as illustrative and not restrictive in character, it being understood that all changes and modifications that come within the spirit of the invention are desired to be protected. Accordingly, it will be obvious that certain changes and modifications, such as single gene modifications and mutations, somaclonal variants, variant individuals selected from large populations of the plants of the instant cultivar and the like may be practiced within the scope of the invention, as limited only by the scope of the appended claims. The invention will be further described with reference

to the following specific examples ; these are offered to further illustrate the present invention, but are not construed as limiting the scope thereof.

6.15 LOX inhibitors

5

The present invention also relates to methods of reducing or preventing the activity of barley LOX-1. Several LOX inhibitors can be selected from the classes of redox and non-redox inhibitors, antioxidants, iron-chelating agents, imidazole-containing compounds, benzopyran derivatives, and the like.

10

Thus the invention in one embodiment relates to a method of reducing the activity of barley LOX (preferably LOX-1) comprising the steps of

- (i) providing a barley plant or part thereof or a plant product prepared from barley,
- (ii) providing a LOX inhibitor
- 15 (iii) incubating said barley plant or part thereof or plant product prepared from barley with said LOX inhibitor, thereby reducing the activity of barley LOX (preferably LOX-1).

20

In one embodiment said plant product is malt and said LOX inhibitor is added to said malt during a mashing process. This will preferably result in a lower level of T2N in wort yielded in said mashing process.

Said barley plant or part thereof or a plant product prepared from barley may be null-LOX-1 barley or part thereof or plant product prepared from null-LOX-1 barley. However, other barleys may preferably be used with the methods.

25

Among the various LOX inhibitors, redox LOX inhibitors may be selected from catecholbutane derivatives, such as any of the ones described in U.S. Pat. Nos. 5,008,294 to Jordan et al., 4,708,964 to Allen, and 4,880,637 to Jordan, such as nordihydroguaiaretic acid (NDGA) or one of the enantiomers thereof.

30

An antioxidant LOX inhibitor is advantageously selected from among phenols, flavonoids and the like. An antioxidant LOX inhibitor may also be selected from gallates, including octyl gallate. It may be confirmed that a compound indeed is a LOX inhibitor by an assay as described in Example 18 herein below.

35

For the industry, octyl gallate is a known inhibitor of soybean lipoxygenase (Ha et al., 2004), and it is of particular interest as it is currently permitted for use as an antioxidant additive in food (Aruoma et al., 1993). This property made it of interest to

test purified barley LOX-1 for activity in the presence of the putative inhibitor octyl gallate. Interestingly, the presence of octyl gallate during mashing result in lower levels of T2N.

An embodiment of the instant invention is therefore to provide an inhibitor of
5 LOX-1 as well as uses thereof, which – following addition to a mash – will confer reduced levels of T2N.

7. EXAMPLES

10

The examples herein illustrate preferred embodiments of the invention and should not be considered as limiting for the invention.

Unless otherwise indicated, basic molecular biological techniques were performed for manipulating nucleic acids and bacteria as described in Sambrook et
15 al. (1989) and Sambrook and Russell (2001).

For purposes of clarity of description, and not by way of limitation, the present section of examples is divided into the following topics:

- (i) Screening and mutant selection
- 20 (ii) Barley mutants D112 and A618
- (iii) Physiological properties of barley mutants D112 and A618
- (iv) Mutants D112 and A618 are null-LOX-1 plants
- (v) Mashing
- (vi) Malt and beer production using malt of wild-type and mutant barley
- 25 (vii) Trihydroxyoctadecenoic acids in beer of null-LOX-1 malt
- (viii) Trihydroxyoctadecenoic acids in beer
- (ix) Biochemical characterization of enzymatic products from LOX action in barley
- (x) The gene for LOX-1 in barley mutant D112 is mutated
- 30 (xi) The gene for LOX-1 in barley mutant A618 is mutated
- (xii) RT-PCR detection of transcripts for LOX-1
- (xiii) Genetic detection of barley mutants carrying the D112 mutation
- (xiv) Detection of mutants in sample mixtures
- (xv) Recombinant LOX-1 of mutant D112 is inactive
- 35 (xvi) Transgenic barley plants

- (xvii) Green note compounds
- (xviii) LOX-1 inhibitors
- (xix) Mashing with octyl gallate

5

EXAMPLE 1

Screening and mutant selection

Barley mutagenesis. Kernels collected from barley plants of cv.s Barke, Celeste, Lux, Prestige, Saloon, and Neruda were incubated separately with the mutagen NaN_3 according to the details provided by Kleinhofs et al. (1978). This procedure was chosen since it is known to induce point mutations in the barley genomic DNA, and confers amino acid substitutions or truncations in those proteins encoded by the mutagenized DNA.

15 In the mutagenesis experiments of the instant publication, it was chosen to propagate mutated grains of generation M1 in field plots through two subsequent generations, eventually yielding a high proportion of homozygous plants for screening purposes (FIG. 1A). Mutant grains of the resulting M3 generation were expected to occur at a frequency of 0.9–2.3 per 10,000 grains (Kleinhofs et al.,
20 *supra*). It is notable that M2 grains were not screened, primarily because these contain a relatively high proportion of heterozygous point mutations.

Screening. It was the aim to develop a rapid high-throughput screening procedure for detection of M3 mutant barley grains lacking LOX-1 activity, to avoid the
25 troublesome screening procedure using leaf tips known to contain several LOX activities (disclosed in PCT application PCT/IB01/00207 published as WO 02/053721A1 to Douma et al.). Focus was on the determination of LOX activity in the embryo, including scutellum tissue, of mature barley kernels. In general, the assay conditions were similar to those described by Anthon and Barrett (2001). The
30 assay was based on the LOX-catalyzed generation of linoleic acid hydroperoxides, which – in a haemoglobin-catalyzed reaction – oxidatively couple 3-methyl-2-benzothiazolinone with 3-(dimethylamino)benzoic acid, resulting in the formation of a blue color that can be measured spectrophotometrically.

In practical terms, one assay series was initiated by the separate
35 homogenization of 96 barley embryo tissues, including the scutellum, into

compositions of fine powder. These were transferred to ice-cold storage plates (ABgene), in which each of the 96 wells of 1.2 ml contained a circular 5-mm glass bead and 200 μ l of H₂O. The plate was then incubated for 35 sec in an MM 300 laboratory mill (Retsch), electronically adjusted to shake at a frequency of 27 sec⁻¹.

5 Subsequently, the plate was centrifuged at 4,000 rpm in an Allegra 6R Centrifuge (Beckman-Coulter) for 15 min at 4°C to precipitate insoluble material, and thereafter kept on ice for max. 120 min until further processing.

The 96-well plate was transferred to a Biomek 2000 Laboratory Automation Workstation (Beckman-Coulter), which was programmed for pipetting according to the LOX assay as described by Anthon and Barrett (*supra*). Eventually, 96 \times 26 μ l embryo extracts were transferred to a standard 96-well microtitre plate (Nunc), followed by addition of 90 μ l of Reagent A [12.5 mM 3-(dimethylamino)benzoic acid, 0.625 mM linoleic acid (prepared as detailed in Example 9)] and 90 μ l of Reagent B (0.25 mM 3-methyl-2-benzothiazolinehydrazone, 0.125 mg/ml haemoglobin);

15 Reagent A was made by first mixing 155 μ l of linoleic acid, corresponding to 134 mg free acid (Sigma, L-1376) and 257 μ l Tween-20, then H₂O was added to give a volume of 5 ml, followed by addition of 600 μ l of 1 M NaOH, and when the solution turned clear it was adjusted to 20 ml with additional H₂O. A₅₉₅ was measured in each of the 96 wells of the plate using a Flouorostar Galaxy spectrophotometer (BMG

20 Labtechnologies), with the color formation of hydroperoxide products being a measure of the total LOX activity present [activities are accordingly given in A₅₉₅ units (A₅₉₅ U)].

Identification of potential mutants. Grains of barley cv. Barke (derived from a total of 2,160 lines), cv. Celeste (2,867 lines), cv. Lux (2,625 lines), cv. Prestige (1,379 lines), cv. Saloon (1,743 lines), and cv. Neruda (3,780 lines) were screened for LOX activities, with the aim to identify grains highly reduced in said activity when compared with wild-type grains. A total of 90 potential raw mutants were identified in the M3 generation [cv. Barke (12 lines), cv. Celeste (38 lines), cv. Lux (9 lines), cv. Prestige (16 lines), cv. Saloon (12 lines), and cv. Neruda (3 lines)]. Grains from each of these mutants were propagated to the M4 generation, harvested, and then re-screened for the trait related to very low LOX activity. Eventually, only one line of cv. Barke, denoted mutant D112, and for one line of cv. Neruda, denoted mutant A618, were shown to exhibit said very low, total LOX activity.

25

30

Detailed measurements of LOX activities were performed with extracts of mature, quiescent grains, in which the LOX activity was conferred almost exclusively by LOX-1 (Schmitt and van Mechelen, 1997). For embryos of dry, mature M3 grains of mutant D112, the total LOX activity – as determined by the colorimetric LOX
5 assay as described above (cf. FIG. 2; Table 1) – was $0.407 \pm 5.8\% A_{595}$ U/embryo, while that for cv. Barke was $1.245 \pm 7.6\% A_{595}$ U/embryo. In a second set of experiments, the LOX activity in embryo extracts of mature, dry grains of generation M3 of mutant A618 was found to be $0.221 \pm 2.6\% A_{595}$ U/embryo, while $0.721 \pm 3.6\% A_{595}$ U/embryo was found in extracts of wild-type cv. Neruda (FIG. 3;
10 Table 1).

EXAMPLE 2

Barley mutants D112 and A618

15

Analyses were conducted to establish whether null-LOX-1 plants of the M4 and M5 generations were homozygous for the corresponding mutant phenotype. This type of analysis was useful for the determination of the recessive or dominant nature of the mutation of interest in the M3 generation. In other words, if plants of
20 generation M3 generation were heterozygous for a dominant mutation, then subsequent generations would segregate for that phenotype.

Total LOX activity was measured in embryos of generations M3, M4 and M5 of barley mutants D112 and A618, and the activities were compared with those of embryos from cv. Barke and cv. Neruda, respectively. Determination of LOX activity
25 was as described in Example 1 of the instant publication. In all of the experiments, standard extracts from embryos of cv. Barke, as well as heat-inactivated, standard extracts from embryos of cv. Barke, were used as control samples.

For embryos of generation M4 grains of mutant D112, the average total LOX activity was $0.334 \pm 1.5\% A_{595}$ U ($n = 12$), and that for embryos of generation M5 of
30 mutant D112 was $0.294 \pm 4.1\% A_{595}$ U ($n = 90$). For comparison, wild-type cv. Barke embryos of generation M4 and generation M5 yielded $0.738 \pm 3.2\% A_{595}$ U ($n = 2$) and $0.963 \pm 7.5\% A_{595}$ U ($n = 90$), respectively (cf. FIG. 4; FIG. 5; Table 1, Experiment 1).

Embryos of generation M4 of barley mutant A618 yielded an average LOX
35 activity of $0.222 \pm 2.1\% A_{595}$ U ($n = 4$). Other results of this experiment revealed that

the LOX activity in embryos of cv. Neruda was $0.684 \pm 5.8 \% A_{595} U$ ($n = 90$). The results are summarized in FIG. 6 and Table 1, Experiment 2.

In summary, experimental data confirmed that grains of the generations M4 and M5 of mutant D112 were homozygous for the genetic trait specific for a very low,
5 total LOX activity. The same property was shown for grains of the M4 generation of mutant A618.

EXAMPLE 3

10 Physiological properties of barley mutants D112 and A618

Plant propagation in the greenhouse. Grains of cv. Barke and mutant of D112 (generations M4 and M5) were germinated and grown in a greenhouse under 20 h light at 12°C at a relative humidity of 65%. The growth characteristics of mutant
15 D112 and wild-type cv. Barke plants were similar with respect to plant height, number of tillers per plant, the onset of flowering and the number of grains per spike. Therefore, it can not only be concluded that mutant D112 has a wild-type plant growth physiology, but also a normal grain development.

Mutant A618 grains of generation M4 and grains of cv. Neruda were germinated
20 and grown in a greenhouse under light/dark conditions of 20 h/4 h at 12°C and a relative humidity of 65%. By comparison of mutant A618 and cv. Neruda, no differences were observed with respect to plant height, number of tillers per plant, the onset of flowering and number of grains per spike. However, the dorsal side grains of mutant A618 differed from the mother cv. Neruda by an abnormal hole-like
25 structure. In summary, it can be concluded that mutant A618 exhibits a wild-type-like plant growth physiology, but an abnormal grain development.

Agronomic performance of mutant D112 under field conditions. Mutant D112 and cv. Barke plants were compared in field trials to identify possible differences
30 with respect to plant height, heading date, disease resistance, lodging, ear-breakage, maturation time and yield (see Table 2).

The trials were performed according to standard procedures for field trials. Accordingly, equal amounts of kernels of mutant D112 and cv. Barke were sown in 7.88-m² plots on 2 locations, each comprising 3 replications. Agronomic data

characteristics, with emphasis on the properties described above, were carefully observed throughout the entire growth season. No differences with respect to agronomic traits were observed for neither mutant D112 nor cv. Barke.

5

EXAMPLE 4

Mutants D112 and A618 are null-LOX-1 plants

Protein analyses. The following analyses were performed to characterize the mutant phenotype of mutants D112 and A618. Western blot analyses were performed of extracts of embryos removed from quiescent barley grains. One embryo was extracted in 300 µl ice cold water in a mortar, the extracts were transferred to a microcentrifuge tube and centrifuged 10,000 ×g. Sample aliquots comprising 10 µl of crude extracts were separated by sodium dodecyl sulphate-polyacrylamide gel electrophoresis (SDS-PAGE) according to descriptions provided by Laemmli (1970). Separated proteins were thereafter transferred to nitrocellulose membranes by semi-dry blotting as detailed by Towbin et al. (1979). The blot was probed with a 1:500 dilution of the LOX-1-specific monoclonal antibody 5D2 (Holtman et al., 1996), followed by incubation with goat anti-mouse antibody coupled to alkaline phosphatase, and detected with the alkaline phosphatase substrates nitro blue tetrazolium and 5-bromo-4-chloro-3-indolyl-phosphate as described by Holtman et al. (*supra*). LOX-1 was recognized by the 5D2 antibodies in extracts of cv. Barke embryos, and the protein migrated in SDS-PAGE similarly to that of LOX-1 from cv. Vintage.

Immuno-detectable LOX-1 was absent in samples of mutant D112, but the protein could be identified in extracts of cv. Barke, mutant line G, and cv. Vintage. The Western analyses of cv. Barke and mutant D112 progeny lines of generation M4 revealed that the LOX-1 protein was present in grains from cv. Barke embryos, but not in any of the progeny grains of mutant D112 (FIG. 7), thus confirming that the null-LOX-1 trait is genetically stable. The data were statistically significant, as determined by a chi-square test ($p < 3.84$).

Mutant A618 and cv. Neruda were analysed for LOX-1 protein in embryos of the M3 and M4 generations as described above. LOX-1 protein could be detected in embryo extracts of cv. Neruda of both generations. However, a very faint LOX-1

protein band was observed in raw mutant A618 and also embryos of the progeny lines (FIG. 8), possibly because of cross reaction with other LOX enzymes.

Backcrossing. Repeated back-crossing was used to transfer the null-LOX-1 phenotype from mutant D112 into a recurrent parent (cf. FIG. 9), in the present publication cv. Prestige. The backcrossing program was planned as illustrated in FIG. 9, combined with selection for the trait of interest. The aim was to substitute progressively the genome of mutant D112 with that of the recurrent parent. In this way, other potential, disadvantageous mutations introduced into the genome of mutant D112 during the NaN_3 mutagenesis treatment may be eliminated.

In the first backcross of the homozygous null-LOX-1 mutant D112 (denoted genotype nn) to cv. Prestige (denoted genotype NN), the progeny lines were expected to comprise a heterozygous genotype (denoted genotype Nn). It is notable that a low-LOX phenotype, due to its recessive nature, would escape detection in those lines that are heterozygous for the mutation. Self-pollinated progeny plants were expected to yield a population of plants that would segregate in a normal Mendelian pattern, namely in the ratio 1 NN : 2 Nn : 1 nn. The homozygous nn genotype comprising the null-LOX-1 genotype and resulting from the first backcross was expected comprise 50% of the genetic background of cv. Prestige. After 10 rounds of back-crossing, the recurrent parent background was expected to amount to ~99.9%.

Barley plants of cv. Prestige and null-LOX-1 mutant D112 were propagated in a greenhouse throughout the back-crossing program. Backcrossed progeny grains were analyzed for presence of LOX-1 protein in extracts of embryos, as described in Example 1. The expected frequency of the null-LOX-1 phenotype in the segregating progeny of the first and second backcross generations was 25% for a recessive mutation (FIG. 10). Using the western blot analysis as basis for detection of barley mutant lines lacking the LOX-1 protein band, the frequency in the first backcross generation corresponded to 3 lines out of a total of 12 backcrossed lines. In the second backcross generation, 9 lines out of a total of 28 backcrossed lines lacked the LOX-1 protein band in the western blot analysis (FIG. 10). Since the recurrent parent background amounts to around 75% in the second backcross progeny, the co-inheritance of the mutated gene for LOX-1 and the corresponding null-LOX-1 phenotype provided confirmation for their genetic linkage. A chi-square test revealed that the observed data could be categorized as being statistically significant. The p

value was low (<3.84), a property that showed significance for the first, the second, the third, and the fourth backcross generation.

The backcrossing program demonstrated that the mutant allele conferring the null-LOX-1 phenotype can be transferred to an alternative genetic background, and
5 that it was inherited in a recessive monofactorial manner following Mendelian segregation.

EXAMPLE 5

10 Mashing

Preparation of wort. To test the properties of new barley cultivars, malt samples of 25–225 g were produced thereof (cf. FIG. 11). Using a laboratory mashing system that comprised an external stirrer and a water bath equipped with a thermostat
15 capable of ramping the temperature in a well-defined gradient, mashing was performed in small-scale. The final mash was filtered using a paper filter. Wort boiling was performed in laboratory-scale using a heating mantel and a round bottomed flask connected to a reflux cooler.

20

EXAMPLE 6

Malt and beer production using malt of wild-type and mutant barley

Barley of cv. Barke and mutant D112 were propagated in the field for several
25 seasons in order to obtain sufficient grain material for malting and brewing. Analysis of the finished beer for T2N as well as organoleptical analysis demonstrated the improved flavour stability of beer brewed with malt of mutant D112.

Malting of kernels derived from mutant D112 and cv. Barke. Malting was
30 performed on a 20-kg-scale in a malthouse as follows: Mutant D112 barley grain (harvested in 2003), cv. Barke grains (harvested in 2002). Steeping conditions were: 8 h wet; 14 h dry; 8 h wet; 10 h dry; 4 h wet in steeping water at 16°C. Malting conditions were: 12 h at 18°C; 24 h at 16°C; 24 h at 14°C; 60 h at 12°C. Drying conditions were: 12 h at 60°C; 3 h at 68°C; 4 h at 74°C; 3 h at 80°C.

Data of malting analyses using malt samples derived from mutant D112 and cv. Barke malt are compared in Table 3. The results demonstrated that malt of mutant D112 and cv. Barke fulfilled the malt specifications, and confirmed that the malts were suitable for brewing. A significant reduction in T2N levels was observed in malt from mutant D112 when compared to cv. Barke malt, corresponding to a reduction of ~64% (Table 4).

Brewings with malt of mutant D112 and cv. Barke. Brewings were performed on a 50-l scale, and involved the following steps: (i) wort preparation; (ii) wort separation; (iii) wort boiling; (iv) fermentation; (v) lagering; (vi) bright beer filtration; and (v) bottling. Wort was prepared using malt of mutant D112, or malt of cv. Barke, the latter used as the reference sample. For each brew, a total of 13.5 kg malt was used. Mashing-in was at 47°C for 20 min, followed by 18 min of heating in which the temperature was raised from 48°C to 67°C; 30 min pause at 67°C; then heating up to 72°C for 5 min; 15 min pause at 72°C, heating up to 78°C for 6 min; 5 min pause at 78°C. The brewing steps of wort filtration and boiling, whirlpool separation, fermentation, lagering and packaging in green glass bottles were according to specifications for standard brewing practice. A total of 33 l beer was bottled.

Flavor stability and T2N analyses. Beer was produced using malt of mutant D112 and cv. Barke as described above. Freshly bottled beer was stored at 5°C and analyzed within 2 months of production. The flavor stability of the fresh and stored beers were evaluated following two different types of beer storage conditions. In one experimental series, the beer was subjected to a forced-aging process at 37°C for a period of 1 to 4 weeks.

T2N levels of beer samples were determined by gas chromatography with mass spectrometric detection following derivatisation of carbonyls with O-(2,3,4,5,6-pentafluorobenzyl)-hydroxylamine, essentially as described by Grönqvist et al. (1993).

A trained beer taste panel evaluated the overall flavor score of the beer. The examinations included detection of a cardboard flavor, indicative of free T2N in the beer. It is notable that both types of fresh beer contained similar levels of sulfite, namely 4 ppm and 5 ppm sulfite for the beer derived from malt of mutant D112 and cv. Barke, respectively.

Forced-aging. Bottled beer produced from malt of cv. Barke and bottled beer produced of malt derived from mutant D112 were examined and compared, with respect to specific data on the development of free T2N during forced-aging as shown in FIG. 12A and Table 5. It is seen that the beers may be distinguished by the pronounced differences in the kinetics of T2N development. While the reference beer performed as expected, an unexpected and remarkably low development of T2N was observed in the beer derived from mutant D112, corresponding to 0.01 ppb over 4 weeks at 37°C.

The forced-aging experiment emphasized the difference among the two beers. Already after 2½ weeks exceeded the T2N level of the reference beer the taste threshold level, while that produced using malt of mutant D112 leveled-off at a T2N concentration of 0.025 ppb after 2-3 weeks of incubation.

Regarding the taste and flavor stability, a panel of flavor specialists evaluated beer produced using the malt of null-LOX-1 barley mutant D112. Focus was on beer samples that had undergone forced-aging at 37°C. The taste panel found satisfactory flavor profiles for both types of the fresh and the forced-aged beers (1 week at 37°C). However, the scores for the papery taste were higher for the reference beer than that produced using malt of null-LOX mutant D112 (Table 5), i.e. the reference beer had a more intense taste of the mentioned off-flavor. In general, the taste panel preferred the beer produced from the malt of null-LOX-1 mutant D112 (flavor acceptance score, Table 5).

Upon incubation at 20°C for 12 months, a panel of 10 beer tasters, who were specialists and trained to taste beer off-flavors compared beers produced from malt of null-LOX-1 mutant D112 and control malt. All of the evaluations – including such taste characteristics as "Papery," "Oxidized," "Aged," "Bready," "Caramel," "Burnt," and "Sweet" – revealed higher levels of the aging-specific off-flavors in the control beers than in those made of the null-LOX-1 malt (FIG. 12B).

And by using a rating on a scale from 0 to 5, where high values are preferred, the general flavor acceptance score was judged as 1.0 and 2.0 for the control beer and that produced with malt of barley null-LOX-1 mutant D112, respectively.

In summary, the improved flavor stability of beer brewed from malt of barley mutant D112 is remarkable, primarily due to the low levels of T2N in beer following storage at 37°C. The brewing trial which focused on the use of null-LOX-1 barley malt provided evidence that barley LOX-1 action during the malting and brewing

process constitutes a key determinant for the appearance of T2N, a principal off-flavor compound in aged beer.

5 **EXAMPLE 7**

Trihydroxyoctadecenoic acids in beer of null-LOX-1 malt

Beer-specific trihydroxyoctadecenoic acids (THAs; may also be abbreviated THOEs) derived from linoleic acid were described 30 years ago (Drost et al., 1974).
10 Since then, various reports have verified that the total content of THAs in beer ranges from 5.7 to 11.4 µg/ml (Hamberg, 1991; and references therein). While 9,12,13-THA normally constitutes 75-85% of the THAs in beer, that of 9,10,13-THA is normally only 15-25%. Other isomers are found in trace amounts.

In beer produced from malt of barley mutant D112 (i.e. null-LOX-1 malt), the
15 concentration of 9,12,13-THA was reduced to 20% (i.e. almost 5 fold) compared to the reference beer made from malt of cv. Barke (Table 6), i.e. the isomers 9,12,13-THA and 9,10,13-THA are present in almost equal quantities in beer produced using malt of null-LOX mutant D112. These measurement were carried out using standard HPLC-mass spectrometry analyses.

20

EXAMPLE 8

Trihydroxyoctadecenoic acids in beer

25 The concentration of THAs in a wide range of commercially available beer samples is shown in Table 7. Close inspection of the result on THAs in beer samples, as shown in Table 7, revealed that the ratio of 9,12,13-THA : 9,10,13-THA always exceeded 3.5. In contrast, in beer produced from D112 the ratio of 9,12,13-THA : 9,10,13-THA is 1.3. Hence, beer produced from null-LOX-1 barley
30 comprises a significantly lower ratio, and determination of the 9,12,13-THA : 9,10,13-THA ratio provides a tool to determine whether a beer is produced using malt of null-LOX barley mutants, e.g. that of barley mutant D112. It is notable that beer produced of malt derived from barley of null-LOX-1 mutant D112 has a significantly lower level of total 9,12,13-THA as compared to beer produced from
35 normal malt.

EXAMPLE 9**Biochemical characterization of enzymatic products from LOX action in barley**

5

Mature wild-type barley grains contain two major LOX activities derived from the enzymes LOX-1 and LOX-2. The enzymes catalyze the dioxygenation of linoleic acid into hydroperoxy octadecadienoic acids (HPODEs), with enzyme LOX-1 catalyzing the formation of 9-HPODE and enzyme LOX-2 catalyzing the formation of 13-HPODE. In the mature grain, LOX-derived activity is confined to the embryo. To examine how mutations in the gene for LOX-1 affect HPODE formation, embryo extracts from cv. Barke and similar extracts from barley line G (low-LOX kernels, PCT application PCT/IB01/00207 published as WO 02/053721A1 to Douma et al.), as well as embryo extracts of null-LOX mutant D112 were studied by high pressure liquid chromatography (HPLC) analysis.

15

Barley embryos. The preparations of crude protein extracts from embryos were made by first dissecting the organs from mature barley grains using a scalpel to cut between the scutellum and the endosperm. Each sample, consisting of 4 embryos, was then placed between two pieces of weighing paper, and hammered gently to produce a homogenous flour. This was transferred to a 1.5-ml microcentrifuge tube, 600 µl of a 200-mM lactic acid buffer, pH 4.5, was added, and the tube was placed on ice for 10 min before further homogenization using a plastic pestle (Kontes). Subsequently, 600 µl water was added to each tube and the samples were centrifuged for 2 min at 20.000 ×g. A 100-µl aliquot of the resulting supernatant was transferred to a 15-ml centrifuge tube [Cellstar (Cat. No.188271) purchased from Greiner Bio-One] to prepare for analysis of the reaction products following LOX action. 2 ml of a 100-mM sodium phosphate buffer, pH 6.5, containing 260 µM linoleic acid [the substrate was prepared by mixing 10 ml of a 100-mM sodium phosphate buffer, pH 6.5, with 100 µl of a 24-mM linoleic acid stock solution. The latter was made by first mixing 155 µl of linoleic acid (corresponding to 134 mg free acid; L-1376, Sigma) and 257 µl Tween-20, then adding H₂O to a volume of 5 ml, followed by addition of 600 µl 1 M NaOH, and when the solution turned clear, the final volume was adjusted to 20 ml with H₂O]. After a 15-min incubation on a rotary shaker, 2 ml ethyl acetate was added and the sample content mixed by vigorous

35

shaking for 5 sec in order to extract 9-HPODE and 13-HPODE. The sample was then centrifuged for 10 min at 800 ×g and 1 ml ethyl acetate was transferred to a 1.5-ml microcentrifuge tube in which the ethyl acetate was evaporated under a stream of nitrogen gas. Subsequently, the HPODEs were resuspended in 300 µl of methanol, and filtered through a 0.45-µm membrane (Millex-HN filter, Millipore).

Analysis of the HPODE content was performed by HPLC. A total of 15 µl from each sample was injected into a HPLC apparatus (HP 1100 Series, Hewlett Packard), equipped with a 4.6 × 250 mm Symmetry C18 column (Waters). The mobile phase used was a 16:12:12:10:0.5 (v:v:v:v:v) mixture of water : methanol : acetonitrile : tetrahydrofuran : trifluoroacetic acid. The flow of the mobile phase was 1 ml per min and the pressure measured in front of the column was 140 bar. The separation was performed at 30°C. Detection of hydroperoxides with conjugated double bonds was performed at 234 nm. A standard sample comprised a mixture of 9(S)-hydroperoxy-10(E),12(Z)-octadecadienoic acid [(9(S)-HPODE] and 13(S)-hydroperoxy-9(Z),11(E)-octadecadienoic acid [(13(S)-HPODE], as detailed in FIG. 13A.

Analyses of the chromatograms revealed that mainly 9-HPODE was formed by LOX enzymes extracted from mature barley embryos of cv. Barke (FIG. 13B), whereas both 9- and 13-HPODE were formed in extracts of mature embryos of the low-LOX line G (FIG. 13C). Extracts of mutant D112 embryos formed very low amounts of 9-HPODE, but high amounts of 13-HPODE, thus verifying the absence of LOX-1 activity (FIG. 13D). Accordingly, embryo extracts of mutant D112 formed much less 9-HPODE than those of wild-type barley lines.

Barley malt. Barley malt contains two major LOX activities, derived from LOX-1 and LOX-2. Where LOX-1 catalyzes the formation of 9-HPODE, LOX-2 action generates 13-HPODE. To examine the effect of mutations in LOX-encoding genes on the formation of HPODE in malt extracts, HPLC analyses were performed with extracts prepared from malt derived from cv. Barke, barley low-LOX line G and mutant D112.

Samples of crude protein extract from malt were made in the following way. One malted barley grain was placed between two pieces of weighing paper, and hammered gently to produce a homogenous flour. All of the subsequent handlings, incubation mixtures and HPLC analysis methods were identical to those described

the previous section of the instant Example relating to measurement of LOX products in embryo extracts.

For HPLC analysis was used a standard mixture of 9(*S*)-hydroperoxy-10(*E*),12(*Z*)-octadecadienoic acid [(9(*S*)-HPODE] and 13(*S*)-hydroperoxy-9(*Z*),11(*E*)-octadecadienoic acid [(13(*S*)-HPODE], as illustrated in FIG. 14A. Analysis of the HPODE forming activity in extracts of malted Barke, low-LOX and D112 demonstrated a 60:40 distribution of the 9- and 13-HPODE-forming activities in malt of cv. Barke (FIG. 14B), some 9-HPODE-forming activity in malt derived from low-LOX barley (FIG. 14C), and very low levels of 9-HPODE formation in malt of mutant D112 (FIG. 14D). These data demonstrate a pronounced lower formation of 9-HPODE in malt extracts of mutant D112 than in malt extracts derived from other barley lines.

15 **EXAMPLE 10**

The gene for LOX-1 in barley mutant D112 is mutated

The nucleotide sequence of the gene for LOX-1 in mutant D112 [SEQ ID NO: 2] and in cv. Barke [SEQ ID NO: 1] were obtained and compared in order to determine the molecular basis for the null-LOX-1 phenotype of mutant D112, which has been found to be characterised by the absence of the corresponding LOX-1 enzyme in the grain.

Genomic barley DNA from mutant D112 and wild-type cv. Barke were isolated from leaf tissues of seedlings using the Plant DNA Isolation Kit (Roche Applied Science), according to the manufacturer's recommendations. A 4,224-bp sequence flanking the protein coding region for LOX-1 in the genomic DNA of mutant D112 and cv. Barke was amplified by PCR using the primers 5'-GAAAGCGAGGAGAGGAGGCCAAGAACAA-3' [SEQ ID NO: 9] and 5'-TTATTCATCCATGGTTGCCGATGGCTTAGA-3' [SEQ ID NO: 10]. Basis for the primer sequences was the genomic sequence of the gene for LOX-1 (van Mechelen et al., 1995; Rouster et al., 1997; a schematic drawing of the genomic sequence spanning the start and stop codons of the region encoding LOX-1 is shown in FIG. 15). The PCR reactions consisted of 100 ng genomic DNA in a 20-μl volume containing 5 pmol of each primer and 3.5 U Expand High Fidelity polymerase (Roche Applied Science). The PCR amplifications were carried out in an MJ cycler,

using the following cycling parameters: 2 min at 96°C for 1 cycle; 1 min at 95°C, 1 min at 69°C, and 5 min at 72°C for 30 cycles; 10 min at 72°C for 1 cycle. The PCR products were separated on 1.0% agarose gels. DNA fragments, corresponding in length to the amplified region, were purified using Qiaex II gel extraction kit (Qiagen), and inserted into the plasmid vector pCR2.1-TOPO (Invitrogen). The nucleotide sequence of both strands of the coding regions was determined using the dideoxynucleotide chain termination reaction with specific oligonucleotide primers and analysed on a MegaBACE 1000 DNA sequencer (Amersham). Sequence comparisons were performed using the Lasergene sequence analysis software package ver. 5 (DNASTAR).

In a direct comparison between the sequence for LOX-1 of wild-type cv. Barke [SEQ ID NO: 1] and mutant D112 [SEQ ID NO: 2], the nucleotide sequence of the mutant revealed one point mutation in the form of a G→A substitution at position 3574 in exon 7 (FIG. 15; FIG. 16). The wild-type sequence for LOX-1 encodes a 862-residue-long protein [SEQ ID NO: 3], with a predicted mass of 96.4 kDa. In contrast, the mutation at position 3574 in the corresponding sequence of mutant D112 causes the introduction of a premature stop codon.

The stop-codon in the LOX-1 encoding gene of mutant D112 is predicted to result in a C-terminal truncation of 197 amino acids of the corresponding protein, thus encoding a 74.2-kDa protein, the sequence of which is listed in [SEQ ID NO: 4].

EXAMPLE 11

The gene for LOX-1 in barley mutant A618 is mutated

25

Preparation of genomic DNA, PCR reactions and DNA sequence determination and analyses of genomic DNA of barley mutant A618 and wild-type cv. Neruda were identical to those described for mutant D112 and cv. Barke in Example 10.

Comparison of the nucleotide for LOX-1 of barley mutant A618 [SEQ ID NO: 6] with that of the parental cv. Neruda [SEQ ID NO: 5] showed that the mutant sequence has one point mutation, corresponding to a G→A substitution at position 2311 in the genomic sequence (FIG. 15; FIG. 16).

The wild-type sequence for LOX-1 of cv. Neruda encodes a 862-residue-long protein [SEQ ID NO: 7], with a predicted mass of 96.4 kDa. In contrast, the mutation at position 2311 in the corresponding sequence of mutant A618 mutates the intron 3

35

donor site. This causes a splice error in intron 3, theoretically leading to a premature stop codon in the intron 3 after translation of 399 amino acids.

The inframe stop-codon in the gene for LOX-1 of mutant A618 will result in a truncated translated protein of 44.5 kDa [SEQ ID NO: 8].

5

EXAMPLE 12

RT-PCR detection of transcripts for LOX-1

10 Barley plants of cv. Vintage, mutant line G (low-LOX, PCT application PCT/IBO1/00207 published as WO 02/053721A1 to Douma et al.), cv. Barke, and mutant D112 were grown in a greenhouse during springtime 2002 in Copenhagen, Denmark. The ears were tagged at the day of flowering, and spikes were harvested at 20, 40 and 60 days after flowering (DAF). The spikes were kept at -80°C until all
15 of the samples could be processed simultaneously. A total of 10 embryos per time point were dissected from the developing caryopsis, and RNA was extracted using the FastRNA, Green RNA isolation kit (Qbiogene), using the manufacturer's recommendations.

Template for the RT-PCR reactions consisted of 100 ng RNA of the embryos
20 described above. 20-μl RT-PCR reactions contained 50 pmol of each primer and 5 U RT-PCR enzyme mix (Promega). The RT-PCR amplifications were carried out in an MJ cycler: 45 min at 48°C for 1 cycle; 1 min at 95°C for 1 cycle; 1 min at 94°C, 1 min at 65°C and 1 min at 72°C for 30 cycles; and finally 10 min at 72°C for 1 cycle.

A forward primer, 5'-AGGGACTGCCGGACGATCTCA-3' [SEQ ID NO: 11], and
25 a reverse primer, 5'-GCCAGCTCCGGCACACTT-3' [SEQ ID NO: 12], were used to generate a RT-PCR fragment of 292 bp. The RT-PCR products were separated on a 1.0 % agarose gel. DNA fragments, corresponding in length to the amplified region, were purified using the Qiaex II gel extraction kit (Qiagen), and inserted into the plasmid vector pCR2.1-TOPO (Invitrogen). The nucleotide sequence of the plasmid
30 insert was sequenced using an ABI Prism 310 Genetic Analyzer (ABI). DNA sequence comparisons were performed using the Lasergene sequence analysis software package ver. 5 (DNASTAR).

The resulting PCR product spanned the region corresponding to nucleotide positions 3283 to 3659 in the genomic clone [SEQ ID NO: 1]. This region comprised
35 intron 5 with a length of 83 bp, which was absent from the RT-PCR template in a

DNA-free RNA preparation (FIG. 17A). Since DNA sequence analysis confirmed that the isolated fragment was an integral part of the gene for LOX-1 and verified the absence of the intron 5 sequence, it could be excluded that false amplification yielded fragments from the barley gene for enzyme LOX-2 (FIG. 17D). Accordingly, the amplified fragment represented the product of an RNA transcript amplification.

Comparative RT-PCR analysis of RNA purified from barley embryos 20, 40 and 60 DAF of cv. Vintage and mutant line G revealed that the levels of transcripts for LOX-1 are similar for the two varieties at similar developmental stage. The transcript level for LOX-1 is gradually increasing in the time period from 20 DAF to 60 DAF (FIG. 17B).

In contrast, however, a marked difference was observed when a similar data set was examined for cv. Barke and mutant D112. Here, the RT-PCR experiments revealed that the LOX-1 transcripts in mutant D112 were substantially lower in abundance when compared with those of cv. Barke (FIG. 17C).

To summarize, the observations may be explained by a potential mutation in the promoter region of the gene for LOX-1 in mutant D112. Other yet unknown factors may be involved in the transcriptional regulation of the gene for LOX-1 in mutant D112. In this respect, it cannot be excluded that the stop codon in the transcript for LOX-1 of mutant D112 confers nonsense-mediated mRNA decay (Isshiki et al., 2001).

EXAMPLE 13

Genetic detection of barley mutants carrying the D112 mutation

Modern barley breeding strategies comprise often biotechnological technologies to accelerate the process from mutagenesis to commercialization. Therefore, it may be useful to implement an early screening of plant material with respect to detection of single nucleotide polymorphisms in genes of interest. Using this technique with genomic DNA and combined with a high-throughput system, it may be possible to narrow down the number of breeding lines with 50% at the seedling stage.

CAPS assays. Cloning and sequencing of the gene for LOX-1 of mutant D112 progeny lines have shown that the mutation is transmitted to the following generation. This technique is laborious and not useful for practical barley breeding.

The mutation specific for the low-LOX line G could be identified in breeding material using a cleaved amplified polymorphic sequence assay (CAPS assay), as disclosed in Example 4 of PCT application PCT/IB01/00207 published as WO 02/053721A1 to Douma et al. However, the nature of the mutation in the gene
5 for LOX-1 of mutant D112 cannot be used to generate an altered restriction map in a 60-bp region comprising the mutation.

SNP assays. An alternative solution to this is to perform an analysis comprising single nucleotide polymorphism (SNP). The SNP is a mutation point with at least two
10 different nucleotide represented at one locus. The analysis is based on a combination of two sets of genomic PCR reactions. Both reactions contain a locus-specific primer, and one of the two SNP primers (one for each allele of the sequence). Two sets of PCR reactions are performed per plant line and the result of a PCR reaction is either that the SNP primer binds to sequences of the mutant or
15 the wild-type allele (FIG. 18A). In one of several methods, the SNP analysis can be based on the identification of mutant lines by evaluating the banding pattern following electrophoresis of PCR products.

Genomic barley DNA from 17 breeding lines and from the wild-type cv Barke were isolated from leaf tissues of seedlings, using the Plant DNA isolation kit (Roche
20 Applied Science) according to the manufacturer's recommendations.

The oligonucleotide primers used to amplify the SNP of the gene for wild-type LOX-1 were 5'>CAAGGTGCGGTTGCTGGTGTC<3' [SEQ ID NO: 13] and 5'>CTCGCGCGTCTCCTTCCAC<3' [SEQ ID NO: 14]. For the corresponding gene of mutant D112 the primers were 5'>CAAGGTGCGGTTGCTGGTGTC<3' [SEQ ID
25 NO: 13] and 5'>CTCGCGCGTCTCCTTCCAT<3' [SEQ ID NO: 15].

These primer combinations were used in PCR reactions to amplify DNA fragments of 166 bp comprising parts of the coding regions for LOX-1 of mutant D112 or cv. Barke (FIG. 18A).

The PCR reactions consisted of 100 ng genomic DNA in a 20- μ l volume
30 containing 25 pmol primer and 2.5 U FastStart Taq DNA polymerase (Roche), used according to the manufacturer's instructions. The PCR amplifications were carried out in an MJ cycler: 5 min at 96°C for 1 cycle; 1 min at 95°C, 1 min at 70°C, 1 min at 72°C for 20 cycles; and finally 10 min at 72°C for 1 cycle.

The PCR products were separated on 1.0% agarose gels. DNA fragments,
35 corresponding in length to the amplified region, were purified using Qiaex II gel

extraction kit (Qiagen). The PCR products were sequenced directly using the dideoxynucleotide chain termination reaction on an ABI Prism 310 Genetic Analyzer. Sequence comparisons were performed using the Lasergene sequence analysis software package ver. 5 (DNASTAR).

- 5 Compiling the data from screening a total of 17 breeding lines by SNP analysis, as well as the experimental data from direct sequencing of the PCR products, yielded identical results. Based on these experiments, it can be concluded that the SNP technology can be used to confirm that a raw material comprises a gene sequence identical to that of the gene for LOX-1 of barley mutant D112 (FIG. 18B).

10

EXAMPLE 14

Detection of mutants in sample mixtures

- 15 The brewing industry may use mixtures of barley and malt for production of beer, a property that may mask unwanted, chemical characteristics of a specific malt variety. A simple confirmation for use of a specific seed material may comprise the amplification of the mutant gene by PCR analysis.

- 20 SNP analysis of mixed malt samples was performed using a sample mixture of mutant D112 and cv. Barke, and a sample mixture of mutant line G (PCT application PCT/IB01/00207 published as WO 02/053721A1 to Douma et al.), and cv. Barke. Six barley samples containing 0, 20, 40, 60, 80 and 100% grains of mutant D112 were analyzed. In another series, six barley samples containing 0, 20, 40, 60, 80 and 100% of mutant line G grains were analyzed. DNA was isolated from milled
25 grains using the Nucleon Phytopure DNA isolation kit (Amersham), according to the manufacturer's recommendations.

- 30 The oligonucleotide primers used to amplify a 166-bp SNP of the gene for LOX-1 of mutant D112 were 5'>CAAGGTGCGGTTGCTGGTGTC<3' [SEQ ID NO: 13] and 5'>CTCGCGCGTCTCCTTCCAT<3' [SEQ ID NO: 15]. The primers used to amplify a 370-bp SNP of the gene for LOX-1 of mutant line G were
35 5'>TACGTGCCGCGGGACGAGAAG<3' [SEQ ID NO: 16] and 5'>TGATCATGACCGGGTTGACGT<3' [SEQ ID NO: 17]. The PCRs were performed as a multiplex reactions using the four primers simultaneously (FIG. 19A). Each reaction comprised 100 ng genomic DNA in a 20- μ l volume containing 50 pmol of each of the primer and 10 μ l RedTaq polymerase solution (Sigma)

according to the instruction provided by the supplier of the enzyme. The PCR amplifications were carried out in an MJ cycler: 1 min at 95°C for 1 cycle; 1 min at 94°C, 1 min at 66°C, 30 sec at 72°C for 25 cycles; and finally 10 min at 72°C for 1 cycle. The PCR products were separated on 1.0% agarose gels. DNA fragments, corresponding in length to the amplified region, were purified using Qiaex II gel extraction kit (Qiagen), and inserted into the plasmid vector pCR2.1-TOPO (Invitrogen). The nucleotide sequence of both strands of plasmid inserts were determined using the dideoxynucleotide chain termination reaction with specific oligonucleotide primers and analysed on a MegaBACE 1000 DNA sequencer (Amersham). Sequence comparisons were performed using the Lasergene sequence analysis software package ver. 5 (DNASTAR).

The gel analysis presented in FIG. 19B revealed a positive SNP analysis for all of the samples derived from mixtures containing grains of mutant D112. Similarly, it was possible to identify samples containing material from mutant line G. To summarize, genetic analyses can easily verify the use of barley mixtures comprising mutant LOX-plants of either mutant line G or mutant D112.

EXAMPLE 15

20 Recombinant LOX-1 of mutant D112 is inactive

The gene for LOX-1 of mutant D112 was shown to contain a premature stop codon (cf. Example 10). Expression *in planta* of the gene was therefore expected to result in the synthesis of a truncated version of the corresponding LOX enzyme, containing only the first 665 amino acid residues found in wild-type LOX-1. The nucleotide sequence specifying the truncated version of LOX-1 was expressed in *E. coli* cells to verify that it is enzymatically inactive, and cannot catalyze the formation of HPODEs in cells of barley mutant D112.

30 **Plasmids for expression of wild-type and mutant LOX-1 in *E. coli*.** The entire open reading frame encoding LOX-1 was amplified by using a standard PCR protocol. The template was barley cDNA (van Mechelen, 1999), and the primers used were 5'>**CATATG**CTGCTGGGAGGGCTG<3' (SEQ ID NO: 18; the start codon marked in bold letters; the *Nde*I site underlined) and
35 5'>GAATTCTTAGATGGAGATGCTGTTGGG<3' (SEQ ID NO: 19; the

complementary, wild-type stop codon shown in bold letters; the *EcoRI* site underlined). An amplified DNA fragment of 2,597 bp was obtained and purified. The PCR fragment was digested with *NdeI*–*EcoRI* and ligated to the large *NdeI*–*EcoRI* fragment of vector pET19b (Novagen), yielding the expression plasmid pETL1 in which the gene for LOX-1 is cloned downstream, in frame of a sequence for a 10-residue-long His-tail. DNA sequencing analyses verified that the plasmid insert contained a correct sequence.

The next experiment comprised construction of a plasmid for expression of the truncated version of LOX-1. The aim was to change codon no. 666 of the open reading frame for LOX-1 of pETL1 to a stop codon, such that protein synthesis in *E. coli* cells would generate a truncated version of LOX-1. To completely prevent read through of the stop-codon by ribosomes in *E. coli*, an expression plasmid was constructed in which all codons downstream of that for no. 665 of LOX-1 in pETL1 were removed and replaced by the stop codon TGA. The following protocol was used. A 129-bp fragment was amplified from pETL1 using PCR in the presence of the primers 5'>CTACCCGTACGCGGCGGACGGGCT<3' ([SEQ ID NO: 20]; annealing upstream of the mutation in the gene for LOX-1 of mutant D112; *BsWI* site underlined) and 5'>TCCTGAATTCACGCCTGCACCTCCGTATCGC<3' ([SEQ ID NO: 21]; *EcoRI* site underlined; bold letters indicate the complementary sequence of the introduced stop codon). The amplification introduced a stop codon and an *EcoRI* site to the fragment. This was subsequently digested with *BsWI*–*EcoRI* and ligated to the large *BsWI*–*EcoRI* fragment of plasmid pETL1. The resulting expression plasmid was named pETL2, and the correct sequence of the insert was verified by DNA sequencing.

Transformed *E. coli* cells synthesize recombinant LOX proteins. *E. coli* BL21 cells, purchased from Novagen, were separately transformed with vector pET19b and the expression plasmids pETL1 and pETL2 (described above). Bacterial cells harboring the plasmids were inoculated in standard Luria Broth (LB) medium and grown for 2 h at 37°C. Thereafter, 1mM IPTG was added to induce expression of the heterologous genes, and the cultures were grown overnight at 20°C. The cells were harvested by centrifugation for 1 min at 14,000 ×g, followed by resuspension of the cell pellets in a denaturation solution consisting of a 50-mM Na-phosphate buffer supplemented with 6 M guanidine hydrochloride, 0.3 M NaCl and 10 mM imidazole. Following sonication on ice, the lysed cells were centrifuged for 1 min at 14,000 ×g

and the supernatant was mixed with Ni-resins (Novagen), followed by a 30-min incubation at 4°C. The Ni-resins were precipitated by centrifugation and washed twice with the denaturation solution described above. Finally, His-tagged proteins were eluted twice from the resins using a 50-mM Na-phosphate buffer supplemented with 0.3 M NaCl and 0.5 M imidazole. Aliquots of fractionated, eluted samples were separated by SDS-PAGE (FIG. 20). Distinct bands of ~100 kDa, corresponding to LOX-1, and ~66 kDa, corresponding to the calculated mass of truncated LOX-1, were obtained from cells carrying pETL1 and pETL2, respectively. Cells carrying pET19b yielded no bands in the eluted fractions.

The truncated version of LOX-1 is inactive. *E. coli* BL21 carrying pET19b, pETL1, and pETL2 were inoculated in standard LB medium and grown for 2 h at 37°C. Thereafter, 1mM IPTG was added to induce expression of the heterologous genes, and the cultures were grown overnight at 20°C. The cells were harvested by centrifugation for 1 min at 14,000 ×g. Cell lysates were obtained by resuspending the cell pellets in a mixture of BugBuster and Benzonase (Novagen). LOX activity was measured in the lysates using a lipoxygenase assay reagent containing 6.25 mM 3-dimethylaminobenzoic acid, 0.3125 mM linoleic acid, 0.1 mM 3-methyl-2-benzothiazolinehydrazine, and 0.05 mg/ml hemoglobin. 180 µl of the reagent was mixed with 10 µl of the respective cell lysate and incubated 10 min at room temperature. The amount of indamine produced during the incubation, determined spectrophotometrically as the absorbance at 595 nm, corresponds to the lipoxygenase activity of the cell lysate. While cells transformed with pETL1 (producing His-tagged LOX-1) showed large LOX-1 activity, cells producing mutant D112-specific, truncated LOX-1 had the same LOX activity as control cells transformed with the vector only (Table 8). This demonstrates that the truncated LOX-1 of barley mutant D112 is inactive.

EXAMPLE 16

Transgenic barley plants

Plasmid constructs. Gene sequences are inserted into the polylinker region of standard plasmid vectors, such as pUC18. The inserts are listed in FIG. 21. In one construct (FIG. 21A), the maize ubiquitin-1 promoter (Christensen et al., 1992;

Jensen et al., 1996) – including intron 1 of the same gene – directs transcription of the *bar* gene (White et al., 1990), which encodes the selectable marker phosphinothricin acetyl transferase (PAT). In a second construct, designed for sense suppression of the gene for LOX-1 (Dougherty and Parks, 1995), the open reading
5 frame for barley LOX-1 is inserted immediately downstream of the maize ubiquitin-1 promoter and intron 1 (FIG. 21B). A construct for silencing the expression of the barley gene for LOX-1 is shown in FIG. 21C. Expression of this construct in barley cells confers total silencing of said gene by formation of intron-spliced hairpin RNA, and is designed according to the data detailed in Figure 1 a of the publication by
10 Smith et al. (2000). Specifically, the sequence denoted "Intron 1" of the construct in FIG. 21C is identical to the intron sequence shown in Figure 1a of the publication by Smith et al. (*supra*). The sense and antisense arms of the construct in FIG. 21C represent opposite directions of the same ~200-bp-long fragment comprising a segment of the open reading frame encoding barley LOX-1, said segment of the
15 reading frame located anywhere in the open reading frame for LOX-1. Alternatively, the 200-bp-long sequence is selected from the sequence downstream of the stop codon of the barley gene encoding LOX-1.

Transformation and regeneration of transgenic plants. Immature barley
20 embryos from greenhouse-grown donor barley plants of cv. Golden Promise are bombarded with a mixture of plasmids containing the inserts shown in FIG. 21A,B for co-suppression of the barley gene encoding LOX-1, and a mixture of plasmids shown in FIG. 21A,C for silencing of said gene. Transformation, selection of transformed cells, and propagation of transgenic plants is performed as detailed by
25 Wan and Lemaux (1994) and Jensen et al. (*supra*).

The transgenic plants are grown for several generations, or pollinated with a different barley cv., followed by identification of off-spring plants with the desired phenotype. Two or more generations may be grown to ensure that expression of the desired phenotypic characteristic is stably maintained and inherited. Seeds are
30 harvested to examine that the desired phenotypic characteristic has been achieved.

To examine the effects of co-suppression or silencing of the barley gene encoding LOX-1, transgenic kernels are first analyzed for enzymic activity derived from LOX-1, as detailed in Example 1 of the instant publication. Transgenic kernels having no or very little LOX-1 activity are subsequently examined in malting and
35 brewing experiments as detailed for null-LOX-1 kernels in Example 5 and Example

6 of the instant publication. In addition, extracts of the transgenic kernels are analyzed to identify those having a negative effects on the growth of *Aspergillus* fungi, using methods as described in U.S. Patent No. 5,942,661 to Keller.

5

EXAMPLE 17**Green note compounds**

The process for production of green note compounds comprises:

10

- (i) Converting null-LOX-1 barley kernels into finely ground flour;
- (ii) Suspending the flour into water or a specified buffer;
- (iii) Incubating the suspension. Alternatively, reacting the flour suspension with (a) a fatty acid (linoleic acid or linolenic acid or a mixture thereof); or (b) a hydroperoxide lyase enzyme having specificity for 13-HPODE or 13-HPOTE or both; or (c) a mixture comprising said fatty acids and said enzyme;
- (iv) Reacting the resulting aldehydes with alcohol dehydrogenase;
- (v) Purification of aldehydes or alcohols and preparation of a useful preparation of the fragrance or flavor composition.

15

20

EXAMPLE 18**LOX-1 inhibitors**

25 A freshly prepared solution of recombinant LOX-1 was used for the analyses. In this experiment, 100 ml of AB3 growth medium – supplemented with 100 µg/ml ampicillin – was prepared using the recommendation by the supplier (Remel), and then inoculated with 5 ml of an overnight culture of *E. coli* BL21(DE3)pLysS cells transformed with plasmid pETL1 (encoding His-tagged LOX-1; cf. Example 15). The
30 resulting bacterial culture was propagated at 37°C until the cell density reached $OD_{600} = 0.8$. The culture was incubated at 20°C for 30 min, then supplemented with 0.4 mM IPTG to induce expression of the heterologous gene, and incubated at 20°C overnight.

Cells of the culture were pelleted by a 15-min centrifugation, resuspended in
35 5 ml BugBuster HT (Novagen), and incubated for 20 min with gentle shaking to

hydrolyze nucleic acids. Thereafter, cell debris was removed by centrifugation, the supernatant cleared by filtration through a 0.45- μ m filter, and added to an equal volume of Binding buffer (50 mM Na-phosphate buffer, pH 7.5, supplemented with 0.3 M NaCl, 10 mM imidazole). The resulting extract was applied to a HisTrap HP
5 column (Amersham Biosciences) according to the manufacturer's recommendations, washed once with Wash buffer (identical to the Binding buffer, except [imidazole] = 150 mM), and bound protein eluted with Elution buffer (identical to the Binding buffer, except [imidazole] = 500 mM).

3- μ l aliquots of the 1-ml fractions comprising proteins of the washings and
10 elutions were analyzed by SDS-PAGE (FIG. 22A), showing that the 1-ml fraction of eluate 2 contained ~0.7 mg of recombinant LOX-1.

Purified LOX-1 was subsequently used in assays to determine whether selected LOX inhibitors reduce the enzymic activities. First, a stock solution of linoleic acid (prepared as detailed in Example 9), was diluted to 1/10 of its initial concentration,
15 yielding a solution of 2.4 mM linoleic acid. 45- μ l aliquots hereof were supplemented with 5- μ l ethanolic solutions containing of 0, 5, 12, and 24 mM octyl gallate or NDGA (putative LOX-1 inhibitors). 10- μ l aliquots of the linolate-inhibitor mixtures were added to 990 μ l of a 100-mM Na-phosphate buffer, pH 6.0, and incubated for 1 min at 20°C before there was added 5 μ l of recombinant LOX-1 (eluate 2, see above).

20 Following addition of LOX-1, A_{254} was recorded over a time period of 3 min. LOX-1 enzymic activity was determined as the slope of the graph with A_{254} plotted against time. The results are summarized in FIG. 22B, showing a pronounced inhibition of LOX-1 at micromolar concentrations of the inhibitors.

25

EXAMPLE 19

Mashing with octyl gallate, a LOX-1 inhibitor

Small-scale mashings of 100 ml containing 25 g of malt of barley cv. Barke or
30 25 g malt of null-LOX-1 mutant D112 were performed using similar equipment as that described in Example 5. Mashing-in was at 37°C for 15 min, saccharification at 68°C for 30 min, mashing-off at 77°C for 10 min, followed by a final boiling of the wort for 60 min; temperature shifts were adjusted to 1°C per min.

To test the effect of a mashing in the presence of a LOX-1 inhibitor, the mash with malt of barley cv. Barke was supplemented with 0.5 mM octyl gallate at mashing-in. Parallel-running mashings comprised experiments with malt of barley cv. Barke without added octyl gallate, as well as mashings with malt of null-LOX-1 barley mutant D112 in the presence or absence of 0.5 mM octyl gallate.

Sample aliquots of all of the four mashings were collected after the 15-min mashing-in phase after the wort boiling phase, followed by determination of T2N levels as described in Example 6. The results are summarized in FIG. 23.

A marked decrease in T2N was observed in wort samples of the mashing with malt of barley cv. Barke in the presence of octyl gallate, both in the sample analyzed after mashing-in and in the sample of the boiled wort. It is also notable that the concentration of T2N in boiled wort of both types of malt reached similar levels.

To summarize, supplementing a mash with the LOX-1 inhibitor octyl gallate during mashing-in provides a new way of producing a wort that is characterized by a reduced level of T2N.

Table 1. Total LOX activity in embryo extracts of raw mutants (generation M3) and progeny (generations M4 and M5)

Embryo extracts	Total	Lines	Standard
	LOX activity	tested	deviation
	<i>A₅₉₅ units</i>	<i>number</i>	<i>%</i>
EXPERIMENT 1			
Generation M3			
mutant D112	0.407	4	5.8
cv. Barke	1.245	4	7.6
cv. Barke (heat inactivated)	0.213	2	1.5
Generation M4			
mutant D112	0.335	12	1.5
cv. Barke	0.738	2	3.2
cv. Barke (heat inactivated)	0.168	4	6.5
Generation M5			
mutant D112	0.294	90	4.1
cv. Barke	0.963	90	7.5
cv. Barke (heat inactivated)	0.165	4	1.2
EXPERIMENT 2			
Generation M3			
mutant A618	0.221	4	2.6
cv. Neruda	0.721	7	3.6
cv. Barke (heat inactivated)	0.175	2	0.6
Generation M4			
mutant A618	0.222	40	2.1
cv. Neruda	0.684	90	5.8
cv. Barke (heat inactivated)	0.168	4	1.3

Table 2. Comparison of agronomic performance

Property	Mutant D112	Wild-type, cv. Barke
Date of sowing (year 2003)	21 March	21 March
Length at maturity (cm)	76	76
Heading date (year 2003)	14 June	14 June
Powdery mildew	0	0
Spot blotch ^a	2	1
Scald ^a	2	3
Leaf rust ^a	1	1
Lodging ^a	1	1
Date of maturity (year 2003)	31 July	31 July
Yield ^b	100	100

^a On a scale from 0 to 9, where 0 represents no infection or lodging and 9 represents extremely infection or lodging.

^b Relative, average yield of three replication at two different locations.

Table 3. Analyses following pilot malting trials

Property	Cv. Barke, harvest 2002, Denmark	Mutant D112, harvest 2002/2003 New Zealand
BARLEY		
Moisture content (%)	11.2	12.1
Nitrogen (%)	10.7	12.6
Starch (%)	63.7	62.3
β -Glucan, dry (%)	3.8	4.2
Germination after 72 h (%)	98	96
Germination index (scale 1 to 10)	7.3	5.6
Water sensitivity (%)	59	66
β -Amylase activity (U/g)	1032	1505
Predicted diastatic power	382	555
Grading, >2.5 mm (%)	95.9	96.6
1000-kernel weight (g)	46.8	54.4
MALT		
Moisture content (%)	4.3	4.6
Dry extract, fine (%)	82.31	80.22
Saccharification (min)	10	10
Clarity of wort, visual	clear	clear
Clarity of wort (EBC units)	1.24	3.48
Wort color (EBC units)	2.5	2.3
Nitrogen, dry (%)	1.61	2.09
Nitrogen, soluble (%)	0.64	0.65
Kolbach index (%)	39	31
β -Glucan in wort (mg/l)	192	220
Friability (%)	94.8	82.8
Modification (%)	95	95
Homogeneity (%)	83	84
pH	6.0	6.1
β -Amylase activity (U/g)	937	1336
Predicted diastatic power (WK)	379	512
α -Amylase activity (U/g)	179	238

Table 4. Reduced levels of T2N in products of mutant D112.

Free T2N	Raw material	
	Mutant D112	cv. Barke
	<i>ppb</i>	
Malt	530	1488

Table 5. Effects of beer storage on flavor

Experiment	Free T2N	Organoleptic property			
		Papery ^a	Oxidized ^a	Aged ^a	Flavor ^b
	<i>ppb</i>	<i>rating</i>			
BEER OF MUTANT D112					
Storage at 37°C					
0 week (fresh beer)	0.01	0.3	0.0	0.0	3.0
1 week	0.02	0.9	0.7	1.0	2.3
2 weeks	0.02	nd	nd	nd	nd
3 weeks	0.02	nd	nd	nd	nd
4 weeks	0.03	nd	nd	nd	nd
CONTROL BEER OF cv. BARKE					
Storage at 37°C					
0 week (fresh beer)	0.01	0.4	0.1	0.1	3.1
1 week	0.04	1.9	0.5	1.5	1.6
2 weeks	0.05	nd	nd	nd	nd
3 weeks	0.06	nd	nd	nd	nd
4 weeks	0.08	nd	nd	nd	nd

^a Scale of rating – 0: not present; 1: weak; 2: notably; 3: middle; 4: strong; 5: extreme. Low values are preferred

^b Scale of rating is from 1 to 5; high values are preferred

nd = not determined

Table 6. THAs in beers produced from malt of normal barley and mutant D112.

Malt type	9,12,13-THA	9,10,13-THA	9,12,13-THA : 9,10,13-THA
	<i>ppm</i>		<i>ratio</i>
Control	3.7	0.6	6.2
Mutant D112	0.8	0.6	1.3

Table 7. THAs in commercially available beers

Brand	Label description	9,12,13-THA	9,10,13-THA	9,12,13-THA : 9,10,13 THA
		<i>ppm</i>		<i>ratio</i>
Stella Artois (Belgium)	12/12/03 4512:11	7.5	1.5	5.0
Kirin Beer (UK)	30/11/03 B L2315 23:34	4.8	1.1	4.4
Pilsner Urquell	06.02.04 LC2 037	7.9	0.9	8.8
Faxe Fad	040204 E09:33	5.1	1.0	5.1
Carlsberg Light		2.7	0.4	6.2
Carls Special		5.8	1.0	5.7
Classic Hvede		6.7	0.8	8.6
Carls Lager		5.6	1.1	5.4
Blanche des Honnelles Brasserie de L'abbaye des Rocs.	best before 2007	7.3	0.7	10.9
San Miguel	280704 L11 16:39	7.7	1.4	5.5
Peroni Gran Reserva Birra (Italy)	06/04 L3 163 1 22	7.2	1.0	7.2
Heineken (Denmark)	08042004	3.4	0.7	4.8
Labatt Blue	aug03 L27BN	2.8	0.7	3.9
Kronenbourg 1664	05/04 1400301	5.6	1.2	4.6
Newcastle Brown Ale	310504 L1475	3.1	0.7	4.5
Anchor Liberty Ale	Feb 05	3.1	0.7	4.3
Leffe	29/12/04 22:08	6.0	1.2	4.9
De Koninck B.	14/02/04	4.8	1.1	4.3
Anchor Steam Beer	Aug 04	3.4	0.7	4.7

(USA)

Foster's (Edinburgh, UK)	31/7/04 24 L211 21:58	3.9	0.9	4.1
Pilsner Urquell (The Czech Republic)	L22.07.04	12.7	2.0	6.2
Bombardier English Premium Bitter (UK)	30/11/03 A L3034 04:49	3.0	0.5	5.6
Curim Gold Celtic Wheat Beer (Ireland)	L2689 BBEDEC03	12.9	0.9	14.4
O'hara's Celtic Stout (Ireland)	L2701 BBDEC03	7.8	0.8	9.6
Erdinger Pikantus (Germany)	01-2004 L105101	15.9	1.2	12.9
Michelob Lager (UK)	12JUN03 A39 10 DEC03	6.2	0.9	7.1
Spaten München (Germany)	04.04 L11833	4.2	1.0	4.2
Kilkenny Draught (Ireland)	28/03/04 G310:00	1.4	0.3	4.0
Guinness Draught (Ireland)	300504 G3 PD310803 07:01	2.2	0.6	3.5
Oktoberfestbier Spaten München (Germany)	08.04 L21433	3.6	0.6	5.9
Sol (Mexico)	210204 DI □1023A2102*3	3.2	0.9	3.5
Badger Golden Champion Ale (UK)	Jun04 13:35 L3150H	3.5	0.5	7.3
Rolling Rock (Interbrew Belgium)	04/2004 1 03153	5.9	0.9	6.8
Bush Beer (Belgium)	Not readable	7.7	1.1	7.2
Corona Extra (Eorocermex. Belgium)	DK 240404 03103:33	4.1	0.5	7.7
Staropramen Premium Prague Beer	05.06.04 18:15	6.1	0.9	6.8

Miller Genuine Draft (EU)	16-06-2004 3F16 12:42	2.9	0.6	4.8
Old Foghorn Barley wine style Ale	Mar04	4.7	0.7	6.9

Table 8. Lipoxygenase activity from crude cell extracts from cells carrying the indicated vectors, grown over night in LB and IPTG

Plasmid	Activity ^a
pET19b	0.0723 ± 0.0002
pETL1	1.0612 ± 0.004
pETL2	0.0690 ± 0.0002

^a The results are given as the mean value of four individual measurements with variation indicated.

Table 9. Sequence listing

SEQ ID	Sequence type	Description
NO: 1	Nucleic acid	Barley genomic sequence of cv. Barke spanning the start and stop codons of the gene encoding LOX-1
NO: 2	Nucleic acid	Barley genomic sequence of mutant D112 spanning the segment corresponding to the region between the start and stop codons of the gene encoding LOX-1 of cv. Barke
NO: 3	Protein	Protein sequence of full-length LOX-1 protein of cv. Barke
NO: 4	Protein	Protein sequence of inactive, truncated LOX-1 of mutant D112
NO: 5	Nucleic acid	Barley genomic sequence of cv. Neruda spanning the start and stop codons of the gene encoding LOX-1
NO: 6	Nucleic acid	Barley genomic sequence of mutant A618 spanning the segment corresponding to the region between the start and stop codons of the gene encoding LOX-1 of cv. Neruda
NO: 7	Protein	Protein sequence of full-length LOX-1 protein of cv. Neruda
NO: 8	Protein	Protein sequence of inactive, truncated LOX-1 of mutant A618
NO: 9	Nucleic acid	Oligonucleotide primer used for PCR amplification (sense primer; cf. Example 10)
NO: 10	Nucleic acid	Oligonucleotide primer used for PCR amplification (antisense primer; cf. Example 10)
NO: 11	Nucleic acid	Oligonucleotide primer used for PCR amplification (sense primer; cf. Example 11, FIG. 17)
NO: 12	Nucleic acid	Oligonucleotide primer used for PCR amplification (antisense primer; cf. Example 11, FIG. 17)
NO: 13	Nucleic acid	Oligonucleotide primer used for PCR amplification (sense primer; cf. Example 12, 15 and FIG. 18, 20)
NO: 14	Nucleic acid	Oligonucleotide primer used for PCR amplification (antisense primer; cf. Example 12, FIG. 18)

NO: 15	Nucleic acid	Oligonucleotide primer used for PCR amplification (antisense primer; cf. Example 12, 15 and FIG. 18, 20)
NO: 16	Nucleic acid	Oligonucleotide primer used for PCR amplification (sense primer; cf. Example 14, FIG. 19)
NO: 17	Nucleic acid	Oligonucleotide primer used for PCR amplification (antisense primer; cf. Example 14, FIG. 19)
NO: 18	Nucleic acid	Oligonucleotide primer used for PCR amplification (sense primer; cf. Example 15)
NO: 19	Nucleic acid	Oligonucleotide primer used for PCR amplification (antisense primer; cf. Example 15)
NO: 20	Nucleic acid	Oligonucleotide primer used for PCR amplification (sense primer; cf. Example 15)
NO: 21	Nucleic acid	Oligonucleotide primer used for PCR amplification (antisense primer; cf. Example 15)

8. DEPOSIT INFORMATION

A deposit of the Carlsberg A/S proprietary barley mutants D112 – disclosed above and recited in the appended claims – has been made with the American Type Culture Collection (ATCC), 10801 University Boulevard, Manassas, Va. 20110, USA. The date of deposit for mutant D112 was September 11, 2003, consisting of 2,500 kernels taken from a deposit at Carlsberg A/S since prior to the filing date of this application. The date of deposit for mutant A618 was October 13, 2003, consisting of 2,500 kernels taken from a deposit at Carlsberg A/S since prior to the filing date of this application. These deposits were made under the provisions of the Budapest Treaty on the International recognition of the Deposit of Microorganisms for the Purpose of Patent Procedure and the Regulations thereunder (Budapest treaty). This assures maintenance of a viable culture of the deposit for 30 years from the date of deposit. The deposits are intended to meet all of the requirements of 37 C.F.R §1.801-1.809, including providing an indication of the viability of the samples. For mutant D112, the ATCC accession number is PTA-5487. For mutant A618, the ATCC accession number is PTA-5584. Aliquots of the deposited material can be obtained from ATCC by specifying the accession number and by accepting the standard restrictions imposed by ATCC. However, it should be understood that the availability of a deposit does not constitute a license to practice the subject invention in derogation of patent rights granted by government action.

Throughout this application, various publications, patents and patent applications are referred. The disclosures of these publications in their entireties are hereby incorporated by reference into this publication in order to more fully describe the state of the art to which this invention pertains. The foregoing description of the invention is exemplary for purposes of illustration and explanation. It should be understood that various modifications can be made without departing from the spirit and scope of the invention. Accordingly, the following claims are intended to be interpreted to embrace all such modifications.

REFERENCES**PATENT DOCUMENTS**

- 5 US 4,683,195; Mullis, K.B. et al.
US 4,708,964; Allen, L.M.
US 4,800,159; Mullis, K.B. et al.
US 4,880,637; Jordan, R.T.
US 5,008,294; Jordan, R.T. et al.
- 10 US 5,283,184; Jorgensen, R.A. and Napoli, C.A.
US 5,942,661; Keller, N.P.
US 6,008,034; Häusler et al.
US 6,150,145; Häusler, A. et al.
US 6,274,358; Holtz, R.B. et al.
- 15 US 6,355,862 B1; Handa, A.K. and Kausch, K.D;
US patent application 2003/0074693 A1; Cahoon et al.

WO 02/053721 A1; 12/2000; PCT Int'l Appl.; Douma, A.C. et al.

WO 2004/085652 A1; 10/2004; PCT Int'l Appl.; Hirota, N. et al.

20

OTHER PUBLICATIONS

- Alonso, J.M. et al., "Genome-wide insertional mutagenesis of *Arabidopsis thaliana*." Science 301, 653-657, 2003.
- 25 American Association of Cereal Chemists, "Approved methods of the American Association of Cereal Chemists." ISBN 0-913250-86-4 (1995).
American Society of Brewing Chemists, "Methods of analysis of the American Society of Brewing Chemists." ISBN 1-881696-01-4 (1992).
- 30 Anthon, G.E. and Barrett, D.M., "Colorimetric method for the determination of lipoxigenase activity." J. Agric. Food Chem. 49:32-37, 2001.
- Aruoma, O.I. et al., "Evaluation of the antioxidant and prooxidant actions of gallic acid and its derivatives." J. Agric. Food Chem. 41:1880-1885, 1993.
- Ashrafi, K. et al., "Genome-wide RNAi analysis of *Caenorhabditis elegans* fat regulatory genes." Nature 421:268-272, 2003.

- Auld, D.L. et al., "Rapeseed mutants with reduced levels of polyunsaturated fatty acids and increased levels of oleic acid." *Crop Sci.* 32:657-662, 1992.
- Axelrod, B. et al., "Lipoxygenase from soybeans." *Methods Enzymol.* 71:442-451, 1981.
- 5 Bargmann, C.I., "High-throughput reverse genetics: RNAi screens in *Caenorhabditis elegans*." *Genome Biol.* 2:Reviews1005.1-1005.3, 2001.
- Baur, C. and Grosch, W. "Investigation about the taste of di-, tri- and tetrahydroxy fatty acids." *Z. Lebensm. Unters. Forsch.* 165: 82-84, 1977a.
- Baur, C. et al. "Enzymatic oxidation of linoleic acid: Formation of bitter tasting fatty acids." *Z. Lebensm. Unters. Forsch.* 164:171-176, 1977b.
- 10 Bell, E. et al., "A chloroplast lipoxygenase is required for wound-induced jasmonic acid accumulation in *Arabidopsis*." *Proc. Natl. Acad. Sci. USA* 92:8675-8679, 1995.
- Bell, E. and Mullet, J.E., "Lipoxygenase gene expression is modulated in plants by water deficit, wounding, and methyl jasmonate." *Mol. Gen. Genet.* 230:456-462, 15 1991.
- Bell, E. and Mullet, J.E., "Characterization of an *Arabidopsis* lipoxygenase gene responsive to methyl jasmonate and wounding." *Plant Physiol.* 103:1133-1137, 1993.
- 20 Bios International, "Data." *Bios Intern.* 4:38-42, 2001.
- Blée, E. and Joyard, J., "Envelope membranes from spinach chloroplasts are a site of metabolism of fatty acid hydroperoxides." *Plant Physiol.* 110:445-454, 1996.
- Bohland, C. et al., "Differential induction of lipoxygenase isoforms in wheat upon treatment with rust fungus elicitor, chitin oligosaccharides, chitosan, and methyl 25 jasmonate." *Plant Physiol.* 114:679-685, 1997.
- Brautechnische Analysenmethoden, Band II, Methodensammlung der Mitteleuropäischen Brautechnischen Analysenkommission. Section 2.19: "Schaum," pp. 118-125. Selbstverlag der MEBAK. ISBN 3-9805814-5-4 (2002)
- Burow, G.B. et al., "A peanut seed lipoxygenase responsive to *Aspergillus* 30 colonization." *Plant Mol. Biol.* 42:689-701, 2000.
- Casey, R., "Lipoxygenases in the breadmaking process." In: "First European Symposium on Enzymes and Grain Processing." Angelino, S.A.G.F., van Hamer, R.J., Hartingsveldt, W., Heidekamp, F., van der Lugt, J.P., eds., pp.

- 188-194. TNO Nutrition and Food Research Institute, 1997. ISBN 90-75202-04-0.
- Christensen, A.H. et al., "Maize polyubiquitin genes: Structure, thermal perturbation of expression and transcript splicing, and promoter activity following transfer to
5 protoplasts by electroporation." *Plant Mol. Biol.* 18:675-689, 1992.
- Colbert, T. et al., "High-throughput screening for induced point mutations." *Plant Physiol.* 126:480-484, 2001.
- Cornish-Bowden, A., "Nomenclature for incompletely specified bases in nucleic acid sequences: Recommendations 1984." *Nucleic Acids Res.* 13:3021-3030, 1985.
- 10 Croft, K.P.C. et al., "Volatile products of the lipoxygenase pathway evolved from *Phaseolus vulgaris* (L.) leaves inoculated with *Pseudomonas syringae* pv *phaseolicola*." *Plant Physiol.* 101:13-24, 1993.
- Davies, C.S. and Nielsen, N.C., "Genetic analysis of null-allele for lipoxygenase-2 in soybean." *Crop Sci.* 26:460-463, 1986.
- 15 Dougherty, W.G. and Parks, T.D., "Transgenes and gene suppression: Telling us something new?" *Curr. Opin. Cell Biol.* 7:399-405, 1995.
- Drost, B.W. et al., "Role of individual compounds in beer staling." *Tech. Q. MBAA* 11:127-134, 1974.
- Drost, B.W. et al., "Flavor stability." *J. Am. Soc. Brew. Chem.* 48:124-131, 1990.
- 20 Ellis, R.P. et al., "Barley domestication – *Hordeum spontaneum*, a source of new genes for crop improvement." Scottish Crop Research Institute, Annual Report 1998/99:97-100, 1999. Also available at <http://www.scri.sari.ac.uk/SCRI/upload/annualreportdocuments/99Indiv/14Barley.pdf>.
- European Brewery Convention, "Analytica – EBC." ISBN 3-418-00759-7 (1998).
- 25 Feussner, I. and Wasternack, C., "The lipoxygenase pathway." *Annu. Rev. Plant Physiol. Plant Mol. Biol.* 53:275-297, 2002.
- Forster, C. et al., "Molecular analysis of a null mutant for pea (*Pisum sativum* L.) seed lipoxygenase-2." *Plant Mol. Biol.* 39:1209-1220, 1999.
- Gardner, H.W. and Grove, M.J., "Method to produce 9(S)-hydroperoxides of linoleic
30 and linolenic acids by maize lipoxygenase." *Lipids* 36:529-533, 2001.
- Giaever, G. et al., "Functional profiling of the *Saccharomyces cerevisiae* genome." *Nature* 418:387-391, 2002.
- Goenczy, P. et al., "Functional genomic analysis of cell division in *C. elegans* using RNAi of genes on chromosome III." *Nature* 408:331-336, 2000.

- Graef, G.L. et al. "Fatty acid development in a soybean mutant with high stearic acid." J. Am. Oil Chem. Soc. 62:773-775, 1985.
- Griffiths, A. et al., "Fruit-specific lipoxygenase suppression in antisense-transgenic tomatoes." Postharvest Biol. Technol. 17:163-173, 1999.
- 5 Groenqvist, A. et al., "Carbonyl compounds during beer production in beer." Proceedings of the 24th EBC Congress, Oslo, pp. 421-428, 1993.
- Grosch, W. and Schwartz, J.M., "Linoleic and linolenic acid as precursors of the cucumber flavor." Lipids 6:351-352, 1971.
- Ha, T.J. et al., "Lipoxygenase inhibitory activity of octyl gallate." J. Agric. Food
10 Chem. 52:3177-3181, 2004.
- Hamberg, M., "Trihydroxyoctadecenoic acids in beer: Qualitative and quantitative analysis." J. Agric. Food Chem. 39:1568-1572, 1991.
- Hannon, G.J., "RNA interference." Nature 418:244-251, 2002.
- Hildebrand, D.F. and Hymowitz, T., "Inheritance of lipoxygenase-1 activity in
15 soybean seeds." Crop Sci. 22:851-853, 1982.
- Holtman, W.L. et al., "Differential expression of lipoxygenase isoenzymes in embryos of germinating barley." Plant Physiol. 111:569-576, 1996.
- Husson, F. and Belin, J.M., "Purification of hydroperoxide lyase from green bell pepper (*Capsicum annuum* L.) fruits for the generation of C6-aldehydes in
20 vitro." J. Agric. Food Chem. 50:1991-1995, 2002.
- Institute of Brewing, "Institute of Brewing. Methods of analysis." ISBN 0-900489-10-3 (1997).
- IUPAC-IUB Joint Commission on Biochemical Nomenclature, "Nomenclature and symbolism for amino acids and peptides. Recommendations 1983." Biochem. J.
25 219:345-373, 1984.
- Isshiki, M. et al., "Nonsense-mediated decay of mutant waxy mRNA in rice." Plant Physiol. 125:1388-1395, 2001.
- Jalloul, A. et al., "Lipid peroxidation in cotton: *Xanthomonas* interactions and the role of lipoxygenases during the hypersensitive reaction." Plant J. 32:1-12,
30 2002.
- Jamieson, A.M. and Van Gheluwe, J.E.A., "Identification of a compound responsible for cardboard flavor in beer." Proc. Am. Soc. Brew. Chem. 29:192-197, 1970.
- Jende-Strid, B., "Gene-enzyme relations in the pathway of flavonoid biosynthesis in barley." Theor. Appl. Genet. 81:668-674, 1991.

- Jende-Strid, B., "Genetic control of flavonoid biosynthesis in barley." *Hereditas* 119:187-204, 1993.
- Jensen, L.G. et al., "Transgenic barley expressing a protein-engineered, thermostable (1,3-1,4)- β -glucanase during germination. *Proc. Natl. Acad. Sci. USA* 93, 3487-3491, 1996.
- 5 Kamath, R.S. et al., "Effectiveness of specific RNA-mediated interference through ingested double-stranded RNA in *Caenorhabditis elegans*." *Genome Biol.* 2:Research0002.1-0002.10, 2000.
- Kamath, R.S. et al., "Systematic functional analysis of the *Caenorhabditis elegans* genome using RNAi." *Nature* 421:231-237, 2003.
- 10 Kitamura et al., "Genetic analysis of a null-allele for lipoxygenase-3 in soybean seeds." *Crop Sci.* 23:924-927, 1983.
- Kleinhofs, A. et al., "Induction and selection of specific gene mutations in *Hordeum* and *Pisum*." *Mut. Res.* 51:29-35, 1978.
- 15 Kolomiets, M.V. et al., "Lipoxygenase is involved in the control of potato tuber development." *Plant Cell* 13:613-626, 2001.
- Kuroda et al., "Characterization of factors involved in the production of 2(*E*)-nonenal during mashing." *Biosci. Biotechnol. Biochem.* 67:691-697, 2003.
- Kusaba, M. et al., "*Low glutelin content1*: A dominant mutation that suppresses the *Glutelin* multigene family via RNA silencing in rice." *Plant Cell* 15:1455-1467,
- 20 2003.
- Laemmli, U.K., "Cleavage of structural proteins during the assembly of the head of bacteriophage T4." *Nature* 227:680-685, 1970.
- León, J. et al., "Lipoxygenase H1 gene silencing reveals a specific role in supplying fatty acid hydroperoxides for aliphatic aldehyde production." *J. Biol. Chem.* 277:416-423, 2002.
- 25 Lermusieau, G. et al., "Nonoxidative mechanism for development of *trans*-2-nonenal in beer." *J. Am. Soc. Brew. Chem.* 57(1):29-33, 1999.
- Liégeois, C. et al., "Release of deuterated (*E*)-2-nonenal during beer aging from labeled precursors synthesized before boiling." *J. Agric. Food Chem.* 50:7634-7638, 2002.
- 30 Maquat, L.E. and Carmichael, G.G., "Quality control of mRNA function." *Cell* 104:173-176, 2001.

- Matsui, K. et al., "Effects of overexpression of fatty acid 9-hydroperoxide lyase in tomatoes (*Lycopersicon esculentum* Mill.)." J. Agric. Food Chem. 49:5418-5424, 2001.
- 5 May, C. et al., "The N-terminal β -barrel structure of lipid body lipoyxygenase mediates its binding to liposomes and lipid bodies." Eur. J. Biochem. 267:1100-1109, 2000.
- McElroy, D. and Jacobsen, J., "What's brewing in barley biotechnology?" Bio/Technology 13:245-249, 1995.
- Meilgaard, M.C., "Flavor chemistry of beer: Part II: Flavor and threshold of 239
10 aroma volatiles." Tech. Q. MBAA 12:151-167, 1975.
- Melan, M.A. et al., "An *Arabidopsis* lipoyxygenase gene can be induced by pathogens, abscisic acid, and methyl jasmonate. Plant Physiol. 101:441-450, 1993.
- Mendell, J.T. and Dietz, H.C., "When the message goes awry: Disease-producing
15 mutations that influence mRNA content and performance." Cell 107:411-414, 2002.
- Narziss, L., "Centenary Review: Technological factors of flavour stability." J. Inst. Brew. 92:346-353, 1986.
- Nevo, E., "Resources for Breeding of Wild Barley." In: "Barley: Genetics,
20 Biochemistry, Molecular Biology and Biotechnology." Shewry, P.R., ed., pp. 3-18. C.A.B. International. ISBN 0-85198-725-7 (1992).
- Noël, S. and Collin, S., "Trans-2-nonenal degradation products during mashing." Eur. Brew. Conv. Proc. Congr. 25th, Brussels: 483-490, 1995.
- Noordermeer, M.A. et al., "Fatty acid hydroperoxide lyase: A plant cytochrome P450
25 enzyme involved in wound healing and pest resistance." ChemBioChem 2:494-504, 2001.
- Noordermeer, M.A. et al., "Development of a biocatalytic process for the production of C6-aldehydes from vegetable oils by soybean lipoyxygenase and recombinant hydroperoxide lyase." J. Agric. Food Chem. 50:4270-4274, 2002.
- 30 Norden, A.J. et al., "Variability in oil quality among peanut genotypes in the Florida breeding program." Peanut Sci. 14:7-11, 1987.
- Nyborg, M. et al., "Investigations of the protective mechanism of sulfite against beer staling and formation of adducts with *trans*-2-nonenal." J. Am. Soc. Brew. Chem. 57:24-28, 1999.

- Ohtsu, K. et al., "Flavor stability of packaged beer in relation to the oxidation of wort." *Brew. Dig.* 61(6):18-23, 1986.
- Olsen, O. et al., "Preferential generation of A·T→G·C transitions in the barley *Ant18* gene." *Proc. Natl. Acad. Sci. USA* 90:8043-8047, 1993.
- 5 Osorio, J. et al., "Mutant sunflower with high concentration of saturated fatty acids in the oil." *Crop Sci.* 35:739-742, 1995.
- Parinov, S. and Sundaresan, V., "Functional genomics in Arabidopsis: Large-scale insertional mutagenesis complements the genome sequencing project." *Curr. Opin. Biotechnol.* 11:157-161, 2000.
- 10 Phillips, D.R. and Galliard, T., "Flavour biogenesis, partial purification and properties of a fatty acid hydroperoxide cleaving enzyme from fruits of cucumber." *Phytochemistry* 17:355-358, 1978.
- Ramezanzadeh, F.M. et al., "Prevention of oxidative rancidity in rice bran during storage." *J. Agric. Food Chem.* 47:2997-3000, 1999.
- 15 Rancé, I. et al., "The incompatible interaction between *Phytophthora parasitica* var. *nicotianae* race 0 and tobacco is suppressed in transgenic plants expressing antisense lipoxygenase sequences." *Proc. Natl. Acad. Sci. USA* 95:6554-6559, 1998.
- Rasmussen, S.K. and Hatzak, F., "Identification of two low-phytate barley (*Hordeum vulgare* L.) grain mutants by TLC and genetic analysis." *Hereditas* 129:107-112, 20 1998.
- Rogers, K.R. et al., "Lipid peroxidation is a consequence of elicitor activity." *Plant Physiol.* 86:547-553, 1988.
- Rouster, J. et al., "Identification of a methyl jasmonate-responsive region in the 25 promoter of a lipoxygenase 1 gene expressed in barley grain." *Plant J.* 11:513-523, 1997.
- Royo, J. et al., "Antisense-mediated depletion of a potato lipoxygenase reduces wound induction of proteinase inhibitors and increases weight gain of insect pests." *Proc. Natl. Acad. Sci. USA* 96:1146-1151, 1999.
- 30 Rustérucci, C. et al., "Involvement of lipoxygenase-dependent production of fatty acid hydroperoxides in the development of the hypersensitive cell death induced by cryptogein on tobacco leaves." *J. Biol. Chem.* 274:36446-36455, 1999.

- Sambrook, J. et al., "Molecular Cloning: A Laboratory Manual, 2nd Ed.", Cold Spring Harbor Laboratory Press, Cold Spring Harbor, New York, 1989. ISBN 0-87969-309-6.
- Sambrook, J. and Russell, D.W., "Molecular Cloning. A Laboratory Manual, 3rd Ed.",
5 Cold Spring Harbor Laboratory Press, Cold Spring Harbor, New York, 2001. ISBN 0-87969-577-3.
- Saravitz, D.M. and Siedow, J.N., "The differential expression of wound-inducible lipoxygenase genes in soybean leaves." *Plant Physiol.* 110:287-299, 1996.
- Schmitt, N.F. and Van Mechelen, J.R., "Expression of lipoxygenase isoenzymes in
10 developing barley grains." *Plant Sci.* 128:141-150, 1997.
- Soldatov, K.I., "Chemical mutagenesis in sunflower breeding." In: "Proceedings of the VIIth International Sunflower Conference, 27 June–3 July, 1976, Krasnodar, USSR, Vol. 1", pp 352-357. International Sunflower Association, Toowoomba, Australia, 1976.
- 15 Srivastava, S. et al., "Structural and kinetic determinants of aldehyde reduction by aldose reductase." *Biochemistry* 38:42-54, 1999.
- Start, W.G. et al., "Two soybean seed lipoxygenase nulls accumulate reduced levels of lipoxygenase transcripts." *Plant Mol. Biol.* 7:11-23, 1986.
- Tatulian, S.A. et al., "Uncovering a calcium-regulated membrane-binding
20 mechanism for soybean lipoxygenase-1." *Biochemistry* 37:15481-15490, 1998.
- Tijet, N. et al., "Biogenesis of volatile aldehydes from fatty acid hydroperoxides: Molecular cloning of a hydroperoxide lyase (CYP74C) with specificity for both the 9- and 13-hydroperoxides of linoleic and linolenic acids." *Arch. Biochem. Biophys.* 386:281-289, 2001.
- 25 Tingay, S. et al., "*Agrobacterium tumefaciens*-mediated barley transformation." *Plant J.* 11:1369-1376, 1997.
- Towbin, H. et al., "Electrophoretic transfer of proteins from polyacrylamide gels to nitrocellulose sheets: Procedure and some applications." *Proc. Natl. Acad. Sci. USA* 76:4350-4354, 1979.
- 30 Turner, J.G. et al., "The jasmonate signal pathway." *Plant Cell* 14:S153-S164, 2002.
- Vancanneyt, G. et al., "Hydroperoxide lyase depletion in transgenic potato plants leads to an increase in aphid performance." *Proc. Natl. Acad. Sci. USA* 98:8139-8144, 2001.

- van Mechelen, J.R. et al., "Primary structure of a lipoxygenase from barley grain as deduced from its cDNA sequence." *Bioche. Biophys. Acta* 1254:221-225, 1995.
- van Mechelen, J.R. et al., "Molecular characterization of two lipoxygenases from barley." *Plant Mol. Biol.* 39:1283-1298, 1999.
- 5 von Bothmer, R. et al., "Diversity in barley (*Hordeum vulgare*)." In: "Diversity in Barley (*Hordeum vulgare*)." von Bothmer, van Hintum, Knüpfner, H., Sato, K., eds., pp. 129-136. ISBN 0-444-50587-7 (2003). Also available at <http://www.genres.de/IGRREIHE/IGRREIHE/DDD/22-16.pdf>.
- von Wettstein, D. et al., "Biochemical mutant in barley renders chemical stabilization
10 of beer superfluous." *Carlsberg Res. Commun.* 42:341-351, 1977.
- von Wettstein, D. et al., "Proanthocyanidin-free barley for brewing: Progress in breeding for high yield and research tool in polyphenol chemistry." *Tech. Q. MBAA* 22:41-52, 1985.
- Wan, Y. and Lemaux, P.G., "Generation of large numbers of independently
15 transformed fertile barley plants." *Plant Physiol.* 104:37-48, 1994.
- Wang, J. et al., "Alternatively spliced TCR mRNA induced by disruption of reading frame." *Science* 297:108-110, 2002.
- Wang, M.-B. et al., "*Agrobacterium tumefaciens*-mediated transformation of an elite Australian barley cultivar with virus resistance and reporter genes." *Aust. J.*
20 *Plant Physiol.* 28:149-156, 2001.
- Wang, W.H. et al., "Molecular basis of a null mutation in soybean lipoxygenase 2: Substitution of glutamine for an iron-ligand histidine." *Proc. Natl. Acad. Sci. USA* 91:5828-5832, 1994.
- Wang, W.-H. et al., "Two single-base substitutions involved in altering in a
25 paried-box of AAATAC in the promoter region of soybean lipoxygenase L-3 gene impair the promoter function in tobacco cells." *Plant Sci.* 109:67-73, 1995.
- Weber, H. et al., "Divinyl ether fatty acid synthesis in late blight-diseased potato leaves." *Plant Cell* 11:485-493, 1999.
- Wesley, S.V. et al., "Construct design for efficient, effective and high-throughput
30 gene silencing in plants." *Plant J.* 27:581-590, 2001.
- White, J. et al., "A cassette containing the *bar* gene of *Streptomyces hygroscopicus*: A selectable marker for plant transformation. *Nucleic Acids Res.* 18:1062, 1990.

Zhang, Y. et al., "Expression of antisense SnRK1 protein kinase sequence causes abnormal pollen development and male sterility in transgenic barley." Plant J. 28:431-441, 2001.

What is claimed is:

1. A barley plant, or a part thereof, comprising less than 5% of the LOX-1 activity of a wild-type barley plant.
2. The barley plant, or a part thereof, according to claim 1, wherein said part of said barley plant is kernel(s).
3. The barley plant, or a part thereof, according to claim 1, wherein the embryos of said plant comprise less than 5% of the LOX-1 activity of the embryos of a wild-type barley plant.
4. The barley plant, or a part thereof, according to any of claims 1 to 3, wherein said plant or part thereof comprises less than 1% LOX-1 protein compared to a wild-type barley plant.
5. The barley plant, or a part thereof, according to any of claims 1 to 4, wherein said plant is produced by a method comprising the steps of; or said plant is progeny of a plant produced by a method comprising the steps of:
 - (i) determining the LOX-1 activity in wild-type barley kernels or parts thereof; and
 - (ii) mutagenizing barley plants, and/or barley kernels, and/or barley embryos, and/or barley cells and/or barley tissue, thereby obtaining barley of generation M₀; and
 - (iii) breeding said mutagenized barley plants, kernels, cells, tissue and/or embryos, for at least 2 generations, thereby obtaining barley plants of generation M_x, wherein x is an integer ≥ 2 ; and
 - (iv) obtaining kernels or parts thereof from said barley plants of generation M_x; and
 - (v) determining the LOX-1 activity in said kernels or parts thereof; and
 - (vi) selecting plants wherein the LOX-1 activity of the mutagenized kernels or parts thereof is less than 5% than the LOX-1 activity of the wild-type kernels or part thereof.

6. The barley plant, or a part thereof, according to any of claims 1 to 5, wherein the gene encoding LOX-1 of said plant comprises a premature nonsense codon.

5 7. The barley plant, or a part thereof, according to claim 6, wherein the gene encoding LOX-1 of said plant comprises a nonsense codon, said codon corresponding to base no.s 3572–3574 of SEQ ID NO: 2.

10 8. The barley plant, or a part thereof, according to claim 6, wherein said plant is selected from the group consisting of plants designated D112 having American Type Culture Collection (ATCC) deposit accession No. PTA-5487, and progeny plants thereof.

15 9. The barley plant, or a part thereof, according to any of claims 1 to 5, wherein the gene encoding LOX-1 of said plant comprises at least one mutation within a splice site.

20 10. The barley plant, or a part thereof, according to claim 9, wherein the gene encoding LOX-1 of said plant comprises a splice site mutation, said mutation corresponding to base no. 2311 of SEQ ID NO: 6.

11. The barley plant, or a part thereof, according to claim 9, wherein said plant is selected from the group consisting of plants designated A618 having ATCC deposit accession No. PTA-5584, and progeny plants thereof.

25 12. The barley plant, or a part thereof, according to any of claims 1 to 11, wherein said plant is characterized by:

- 30 (i) having enhanced disease resistance; or
(ii) having reduced potential for the production of mycotoxins; or
(iii) comprising regenerable cells for use in tissue culture; or
(iv) any combination of the traits of (i) to (iii).

13. The barley plant, or a part thereof, according to claim 12, further characterized by the presence of a gene encoding LOX-1, wherein said gene comprises:

- 35 (i) a premature nonsense codon; or
(ii) a splice site mutation.

14. The barley plant according to claim 13, further characterized by the presence of a gene encoding LOX-1, said gene comprising:

- 5 (i) a nonsense codon corresponding to base no.s 3572–3574 of
SEQ ID NO: 2; or
- (ii) a splice site mutation corresponding to base no. 2311 of
SEQ ID NO: 6.

10 15. A composition comprising the barley plant or part thereof according to any of claims 1 to 14.

16. A malt composition comprising a processed barley plant or part thereof, wherein said barley plant is the barley plant according to any of claims 1 to 14.

15 17. The malt composition according to claim 16, wherein said part of said barley plant is kernel(s).

20 18. A wort composition prepared using the barley plant or part thereof according to any of claims 1 to 14 or using a malt composition prepared from said barley plant or part thereof or mixtures thereof.

19. The wort composition according to claim 18, wherein said part of said plant is kernel(s).

25 20. The wort composition according to claim 18, wherein said malt composition is a malt compositions according to any of claims 16 and 17.

30 21. The wort composition according to any of claims 18 to 20, wherein said composition is prepared using an enzyme composition or an enzyme mixture composition.

35 22. A composition prepared from a mixture of (i) a composition comprising a barley plant or a part thereof according to any of claims 1 to 14, and (ii) a malt composition according to any of claims 16 and 17.

23. A wort composition or a beverage prepared from the composition of claim 22.

24. A beverage having stable organoleptic qualities, wherein said beverage is obtained by manufacturing the barley plant or part thereof according to any of claims 1 to 14.

25. The beverage according to claim 24, wherein said beverage is beer.

26. The beverage according to claim 24, wherein said beverage is prepared using malt prepared from kernels of said barley plant.

27. The beverage according to any of claims 24 to 26, wherein said beverage is prepared from a wort composition prepared from a barley plant or part thereof, or from a malt composition prepared from said barley plant or part thereof, wherein said barley plant comprises less than 5% of the LOX-1 activity of a wild-type barley plant.

28. The beverage according to claim 24, wherein said beverage is prepared from unmalted barley plants or parts thereof.

29. The beverage according to any of claims 24 to 28, wherein said beverage is a non-fermented beverage

30. The beverage according to any of claims 24 to 29, wherein said barley plant, or parts thereof, comprise a gene encoding LOX-1, said gene comprising:

- (i) a nonsense codon; or
- (ii) a splice site mutation.

31. The beverage according to claim 30, wherein the gene encoding LOX-1 comprises:

- (i) a nonsense codon, said codon corresponding to base no.s 3572–3574 of SEQ ID NO: 2; or
- (ii) a splice site mutation, said mutation corresponding to base no. 2311 of SEQ ID NO: 6.

32. A beverage having stable organoleptic qualities, wherein said beverage is manufactured by using a barley plant, wherein the ratio of 9,12,13-trihydroxyoctadecenoic acid to 9,10,13-trihydroxyoctadecenoic acid within said beverage is at the most 1.8.

5

33. The beverage according to claim 32, wherein said beverage is prepared by fermentation of a barley plant, or parts thereof, or extracts thereof, and wherein said barley plant comprises less than 5% of the LOX-1 activity of a wild-type barley plant.

10

34. The beverage according to any of claims 32 to 33, wherein said beverage is beer.

15

35. A beverage having stable organoleptic qualities, wherein said beverage is manufactured by using a barley plant, and wherein said beverage comprises at the most 0.05 ppb free *trans*-2-nonenal (T2N) after incubation at 37°C for 4 weeks, in the presence of in the range of 4 to 6 ppm sulfite.

20

36. The beverage according to claim 35, wherein the beverage is manufactured by fermentation of a barley plant, or parts thereof, or extracts thereof, and wherein said barley plant comprises less than 5% of the LOX-1 activity of a wild-type barley plant.

25

37. The beverage according to any of claims 35 to 36, wherein the ratio of 9,12,13-trihydroxyoctadecenoic acid to 9,10,13-trihydroxyoctadecenoic acid within said beverage is at the most 1.8.

30

38. The beverage according to any of claims 35 to 37, wherein said beverage is beer.

39. A plant product produced from the barley plant, or a part thereof, according to any of claims 1 to 14.

40. The plant product according to claim 39, wherein said plant product is a beverage.

35

41. A method of producing:

- (i) a food composition; or
- (ii) a feed composition; or
- (iii) a fragrance raw material composition; or
- (iv) any combination of (i) to (iii);

5 using a barley plant or part thereof according to any of claims 1 to 14.

42. A food composition, a feed composition, or a fragrance raw material composition comprising the barley plant or part thereof according to any of claims 1 to 14.

10 43. A method for expressing a recombinant protein in barley to obtain a barley plant according to any of claims 1 to 14, wherein said method comprises stably transforming said plant with a nucleic acid sequence comprising, as operably linked components, a promoter expressible in barley plants or parts thereof, a DNA sequence encoding said recombinant protein, and a transcriptional termination
15 region.

44. A method of modulating levels of a protein in barley to obtain a barley plant according to any of claims 1 to 14, the method comprising stably transforming said plant with a nucleic acid sequence comprising, as operably linked components, a
20 promoter expressible in barley plants, a DNA sequence, and a transcriptional termination region, wherein expression of said DNA sequence reduces the expression of a gene encoding said protein by:

- (i) antisense silencing; or
- (ii) co-suppression silencing; or
- 25 (iii) RNA interference.

45. A method of preparing the barley plant according to any of claims 1 to 14, the method comprising stably transforming a barley plant with a nucleic acid sequence comprising, as operably linked components, a promoter expressible in barley
30 plants, a DNA sequence, and a transcriptional termination region, wherein expression of said DNA sequence reduces the expression of the gene encoding LOX-1 by:

- (i) antisense silencing; or
- (ii) co-suppression silencing; or
- 35 (iii) RNA interference.

46. A method of producing a beverage having stable organoleptic qualities, said method comprising the steps of:

- 5 (i) preparing a composition comprising a barley plant or parts thereof according to claim 1;
- (ii) processing the composition of (i) into a beverage;
- thereby obtaining a beverage with stable organoleptic qualities.

10 47. The method according to claim 46, wherein step (i) comprises preparing a malt composition from kernels of said barley plant or part thereof.

48. The method according to any of claims 46 and 47, wherein the method further comprises incubation with a LOX inhibitor.

15 49. The method according to claim 46, wherein processing the composition into a beverages comprises a mashing step.

50. The method according to claim 46, wherein a LOX inhibitor is added during said mashing step.

20

51. A method of producing a malt composition with low or no LOX-1 activity, said method comprising the steps of:

- (i) providing kernels according to claim 2;
- (ii) steeping said kernels;
- 25 (iii) germinating the steeped kernels under predetermined conditions;
- (iv) treating germinated kernels with heat;
- thereby producing a malt composition with no or low LOX-1 activity.

30 52. A method of preparing a barley plant comprising less than 5% of the LOX-1 activity of a wild-type barley plant comprising the steps of:

- (i) determining the LOX-1 activity in wild-type barley kernels or parts thereof; and
- (ii) mutagenizing barley plants and/or barley kernels and/or barley embryos and/or barley cells and/or barley tissue thereby obtaining
- 35 generation M0 barley; and

- (iii) breeding said mutagenized barley plants, kernels, cells, tissue and/or embryos for at least 2 generations, thereby obtaining generation Mx barley plants, wherein x is an integer ≥ 2 ; and
- (iv) obtaining kernels or parts thereof from said Mx barley plants; and
- 5 (v) determining the LOX-1 activity in said kernels or parts thereof; and
- (vi) selecting plants wherein the LOX-1 activity of the mutagenized kernels or parts thereof is less than 5% than the LOX-1 activity of the wild-type kernels or part thereof;
- thereby obtaining a barley plant comprising less than 5% of the LOX-1 activity of a wild-type barley plant.
- 10

53. A method of preparing a barley plant comprising less than 5% of the LOX-1 activity of a wild-type barley plant, wherein the method comprises the steps of:

- (i) mutagenizing barley plants, and/or barley kernels and/or barley embryos; and
- 15 (ii) optionally breeding said mutagenized barley plant/barley kernel/barley embryo; and
- (iii) determining the presence or absence of a mutation in the barley gene encoding LOX-1, said mutation leading to a gene encoding a polypeptide form of LOX-1 comprising less than 700 contiguous amino acids of the sequence set forth in SEQ ID NO: 3; and
- 20 (iv) selecting plants carrying the mutation provided in (ii).

54. A method of reducing the activity of barley LOX, said method comprising the steps of

25

- (i) providing a barley plant or part thereof or a plant product prepared from barley,
- (ii) providing a LOX inhibitor, wherein said LOX inhibitor is a gallate
- (iii) incubating said barley plant or part thereof or plant product prepared from barley with said LOX inhibitor, thereby reducing the activity of barley LOX (preferably LOX-1).
- 30

55. The method according to claim 54, wherein said inhibitor is octyl gallate.

* * * * *

1/32

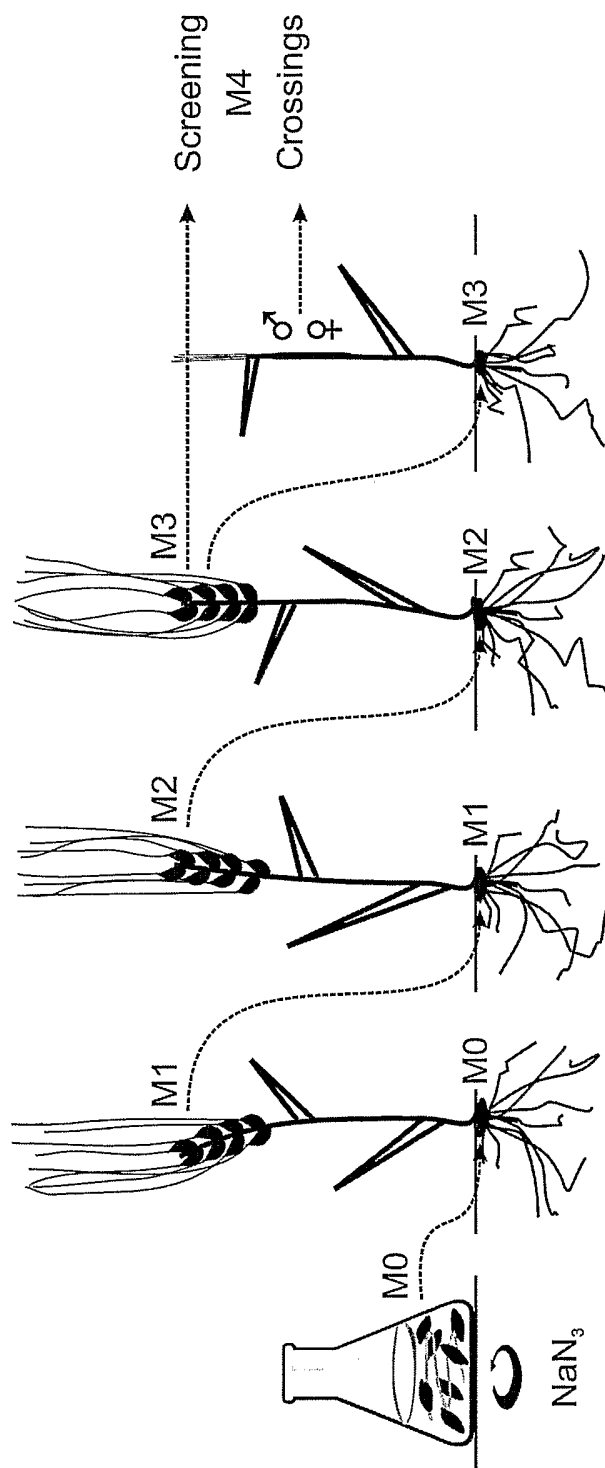


Fig. 1A

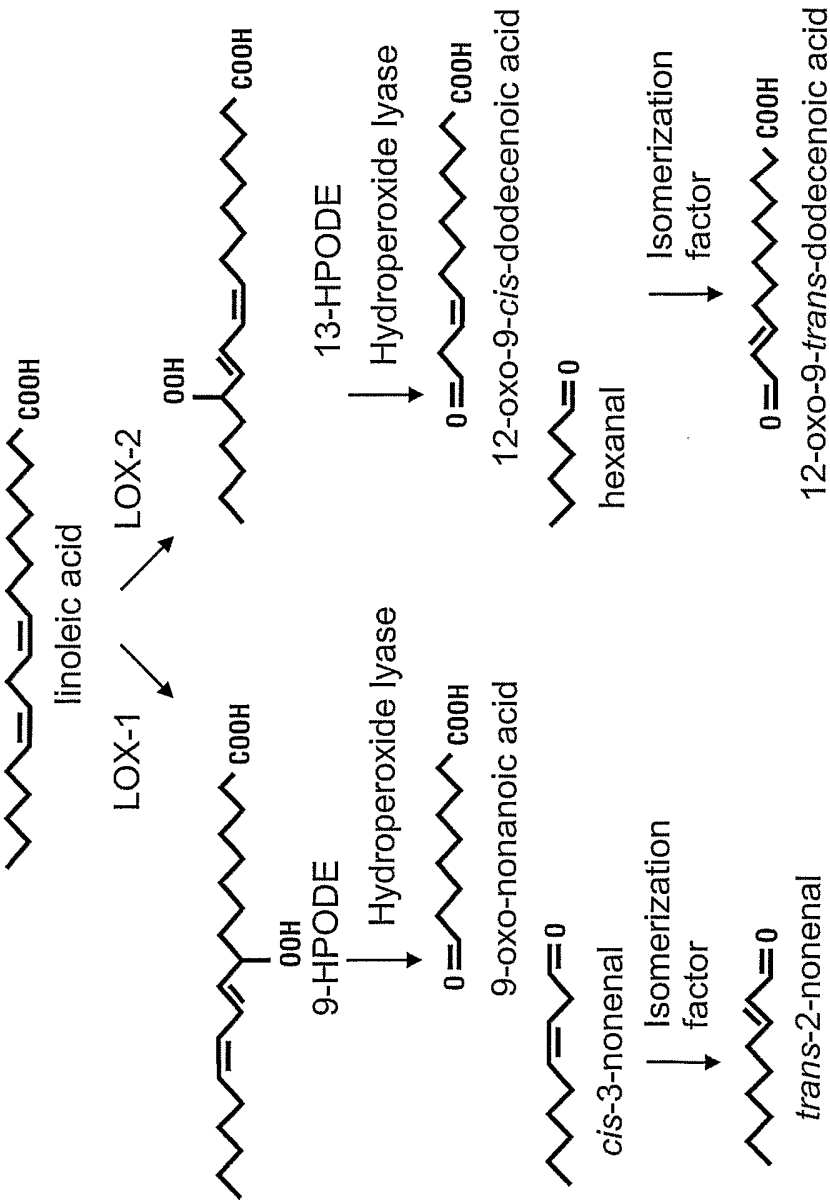


Fig. 1B

3/32

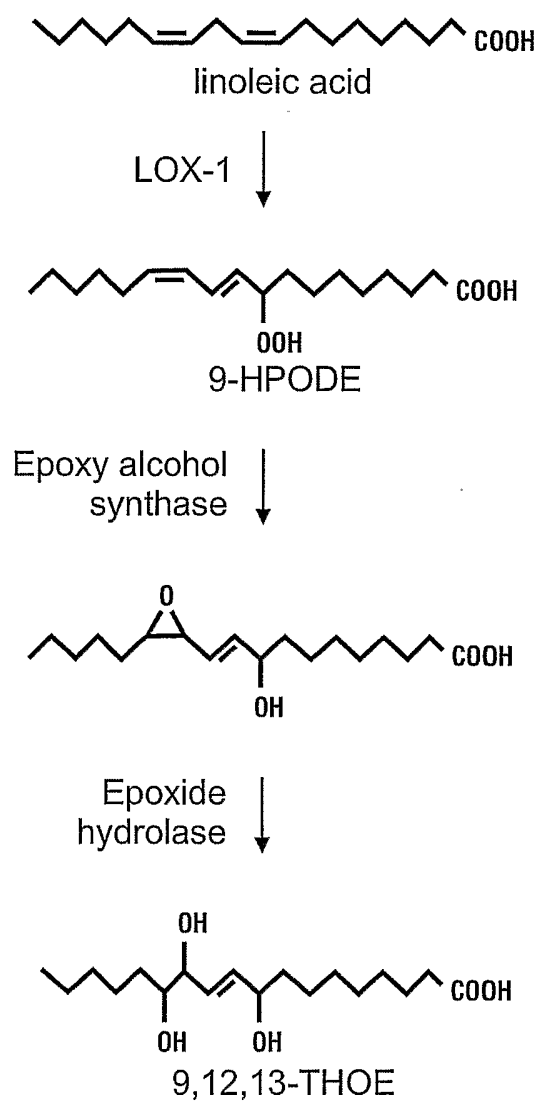


Fig. 1C

4 / 32

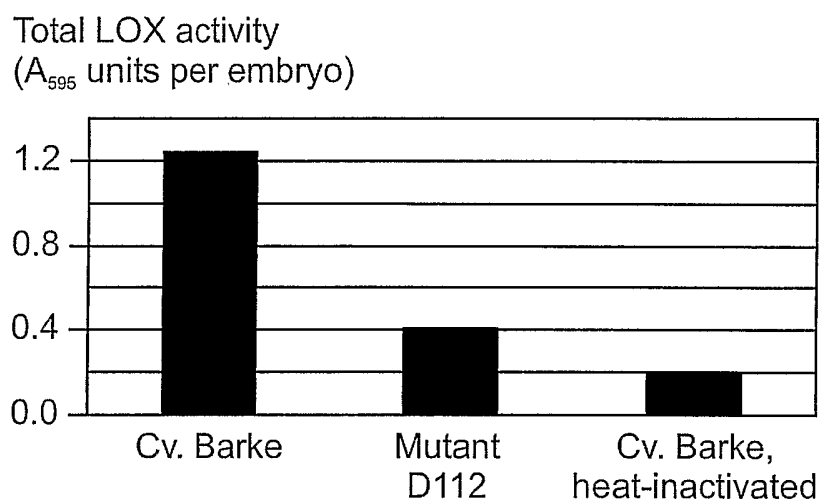


Fig. 2

5/32

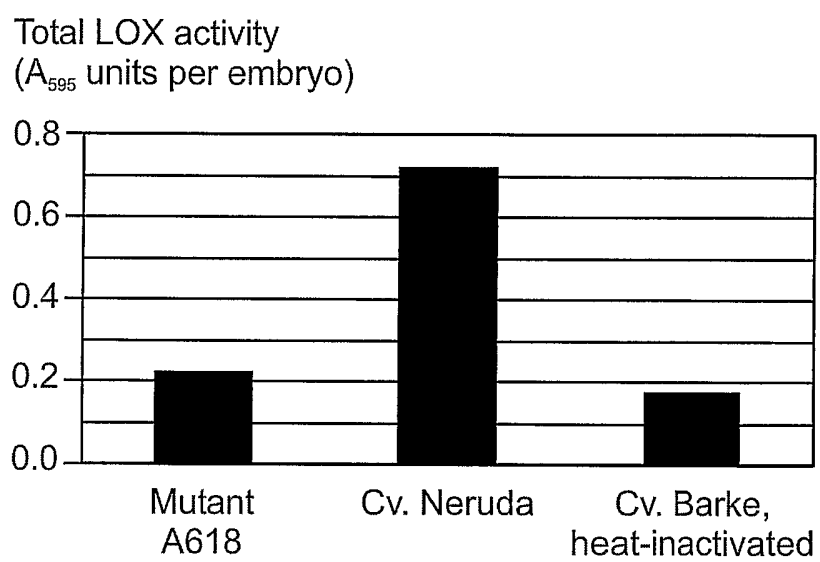


Fig. 3

6/32

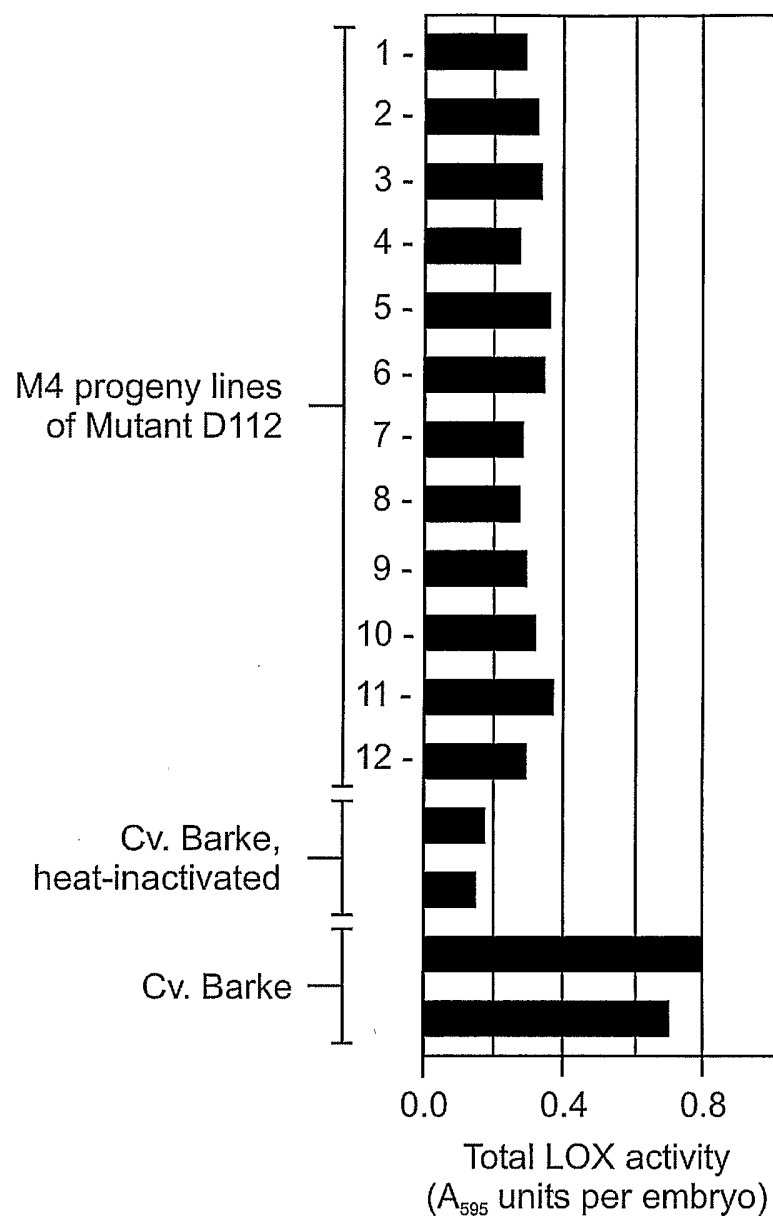


Fig. 4

7/32

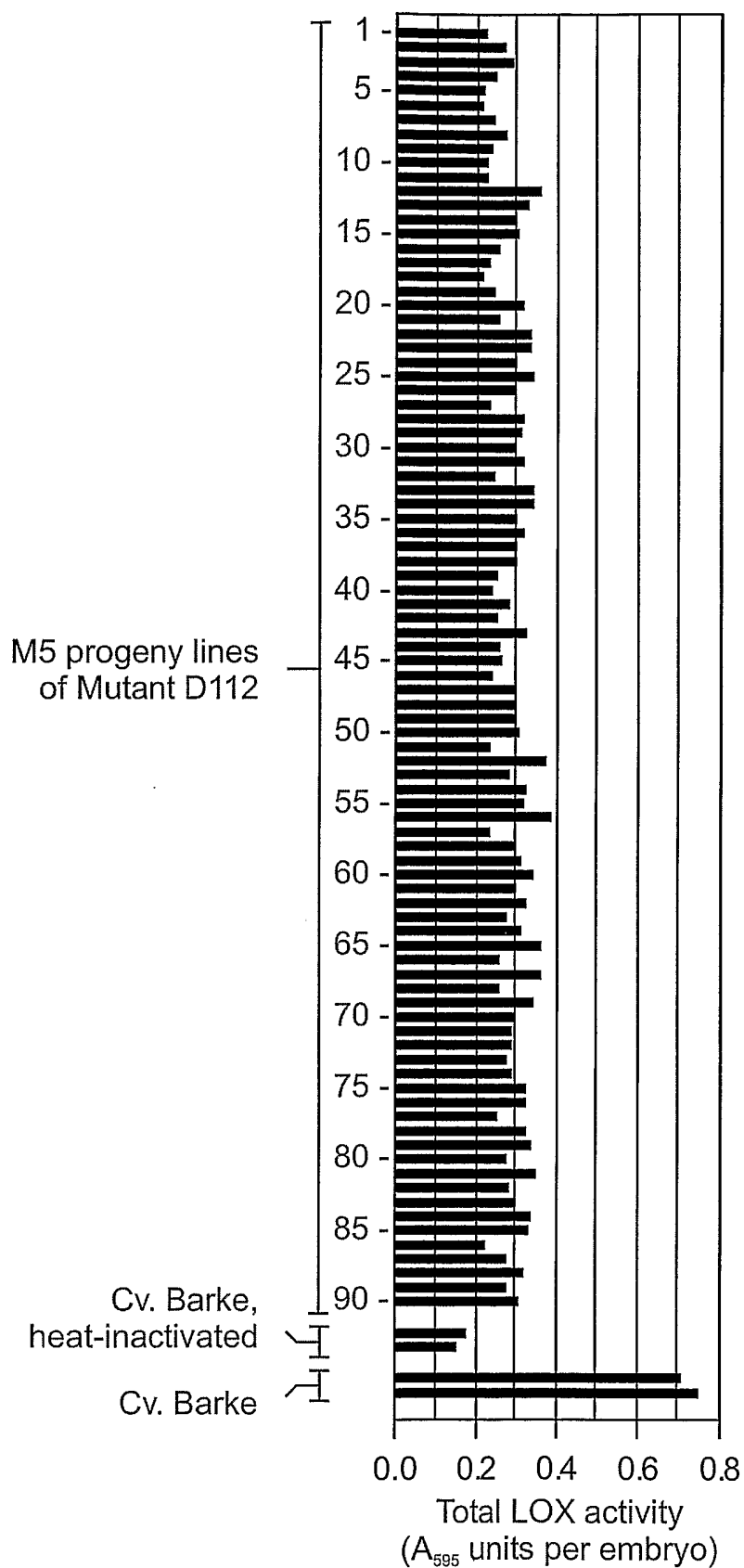


Fig. 5

8/32

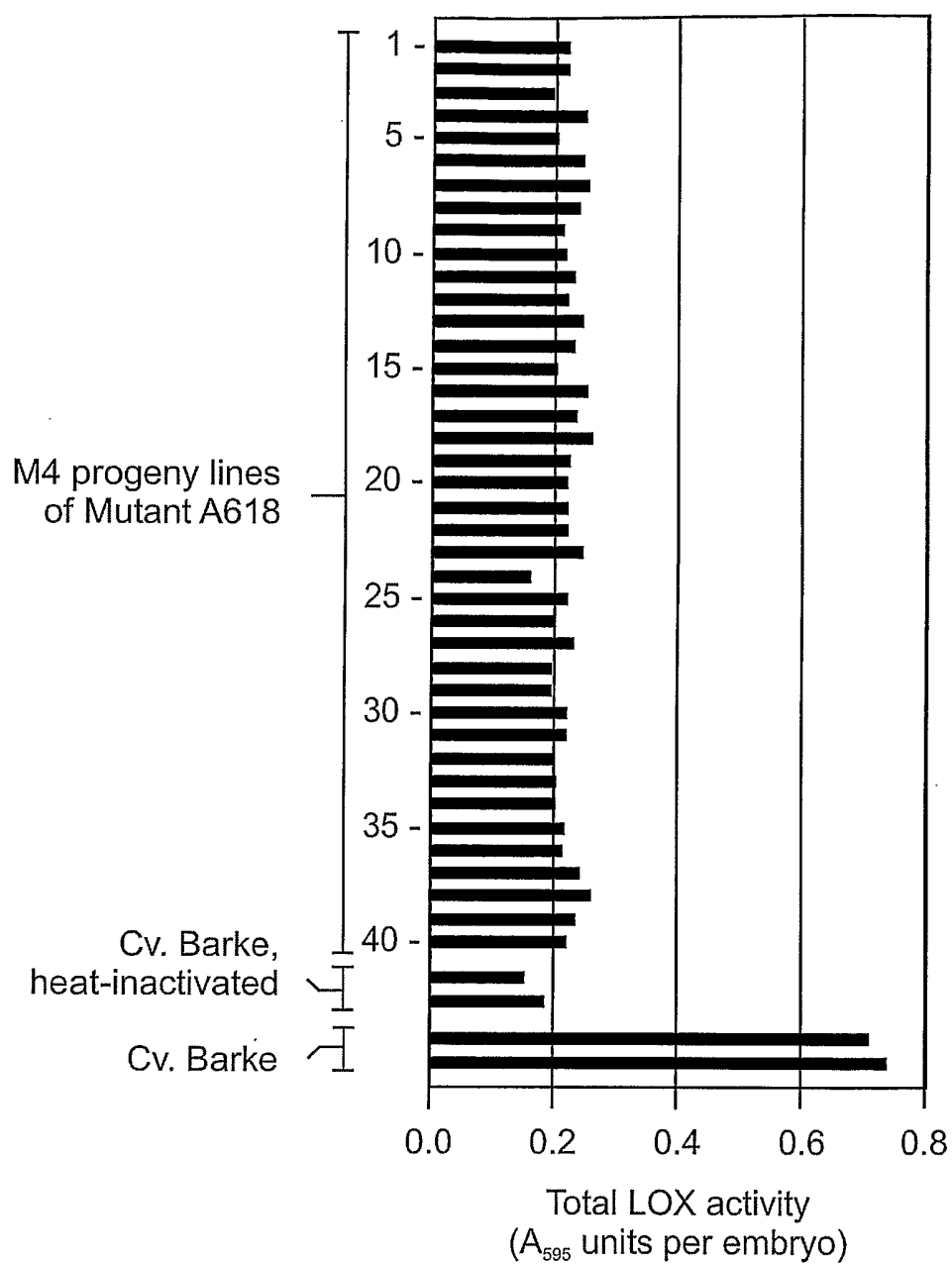


Fig. 6

9/32




Fig. 7

10/32

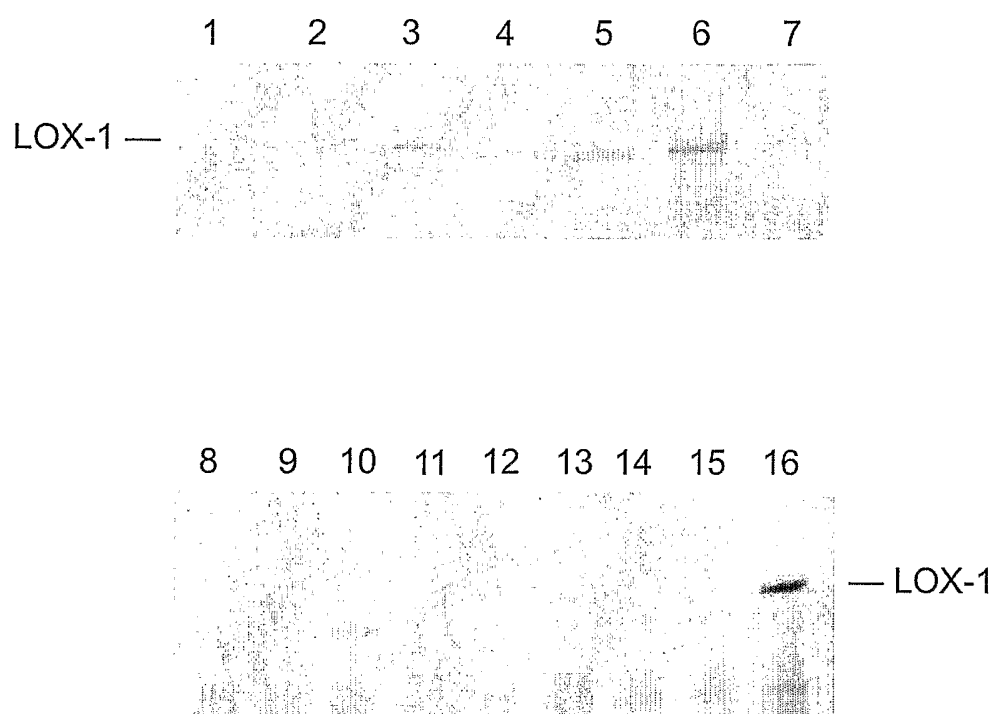


Fig. 8

11/32

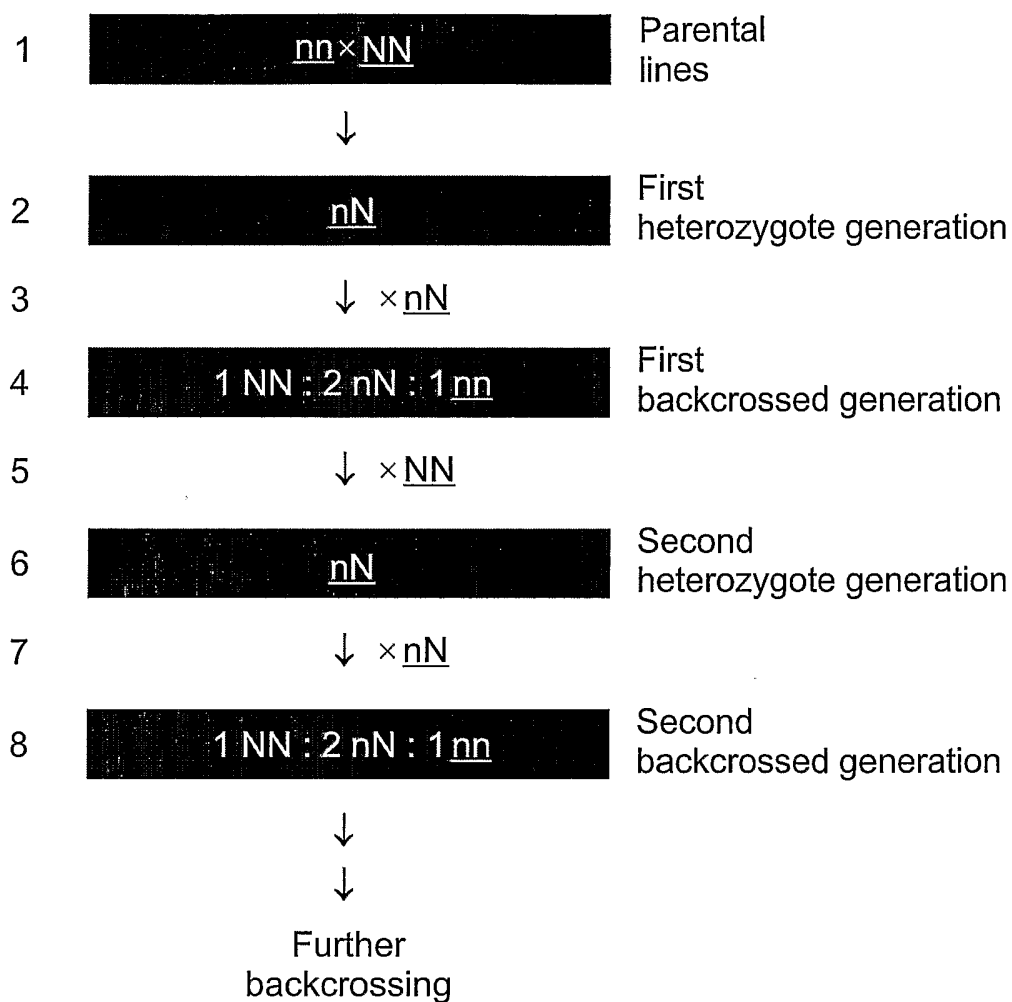


Fig. 9

12/32

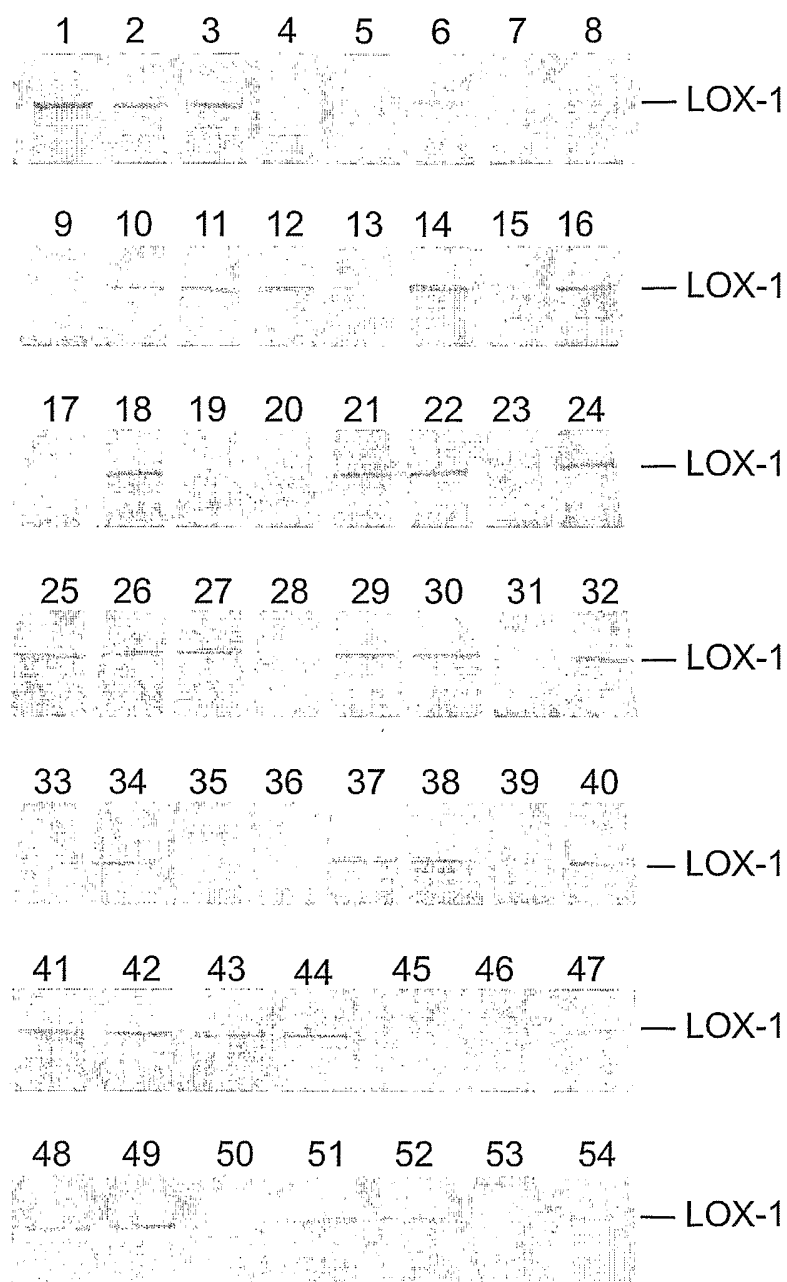


Fig. 10

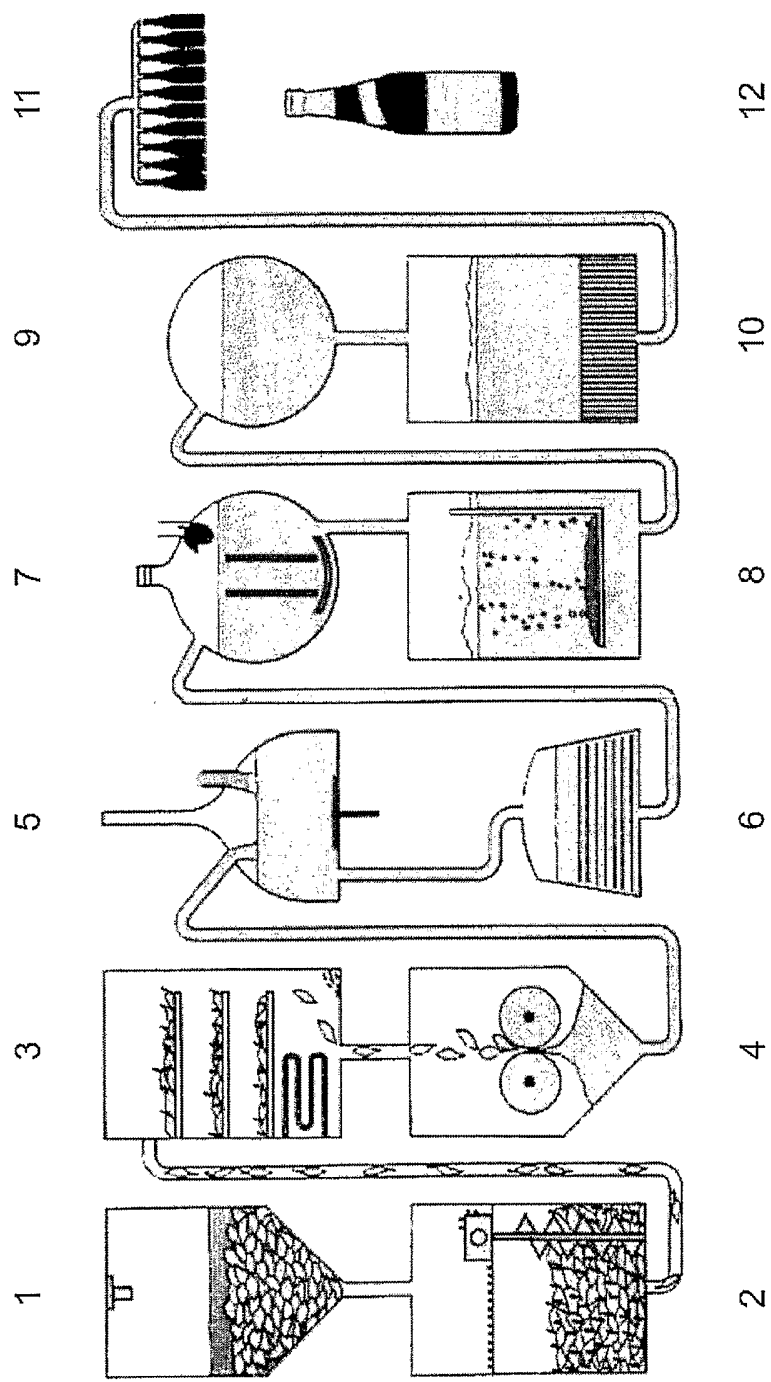


Fig. 11

14/32

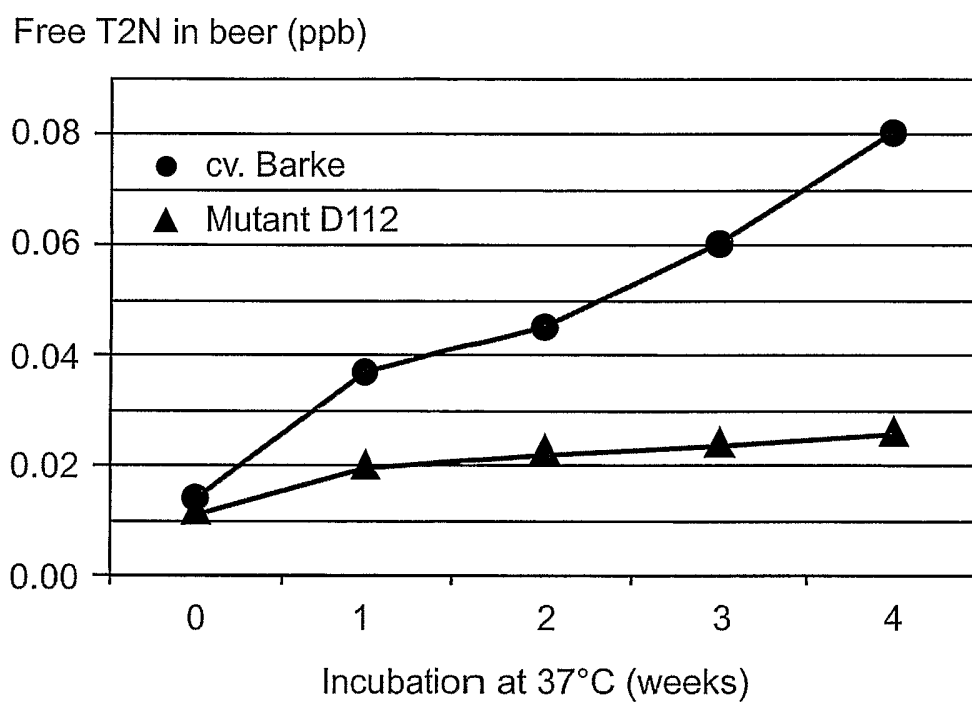


Fig. 12A

15/32

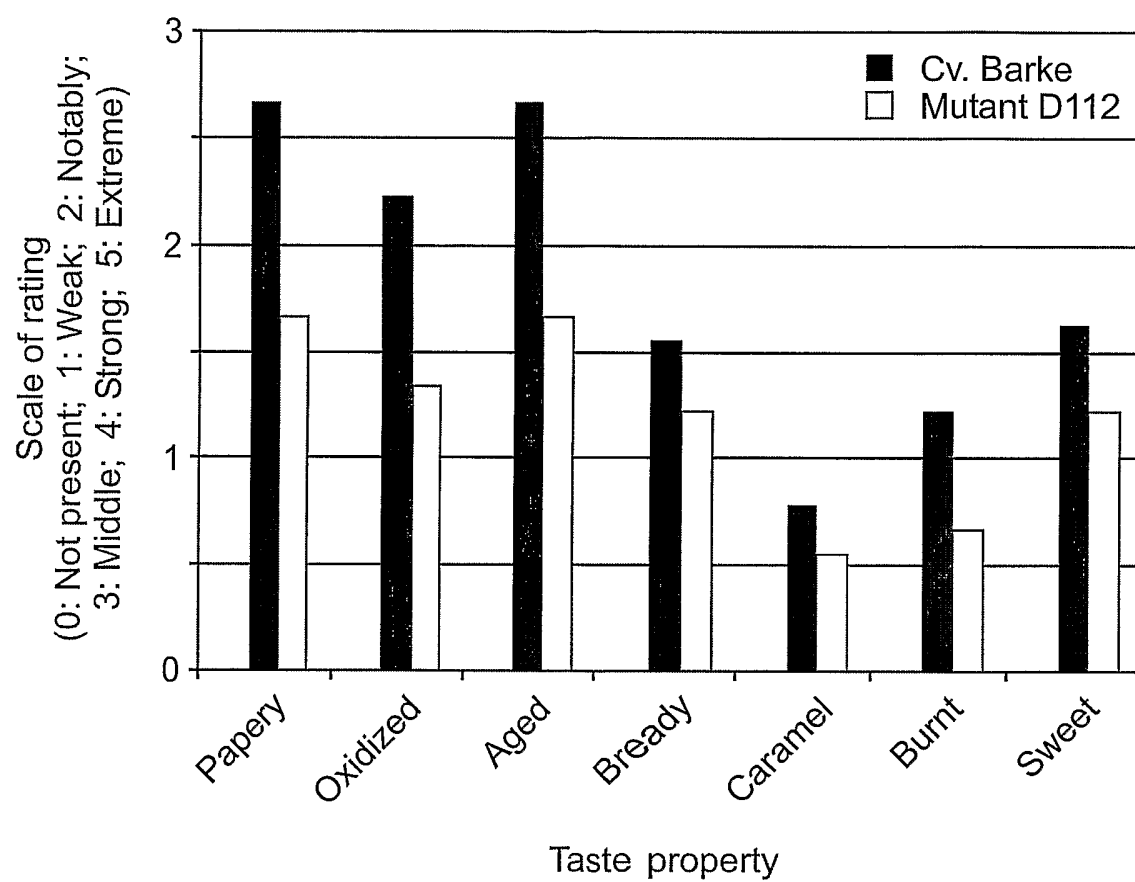


Fig. 12B

16/32

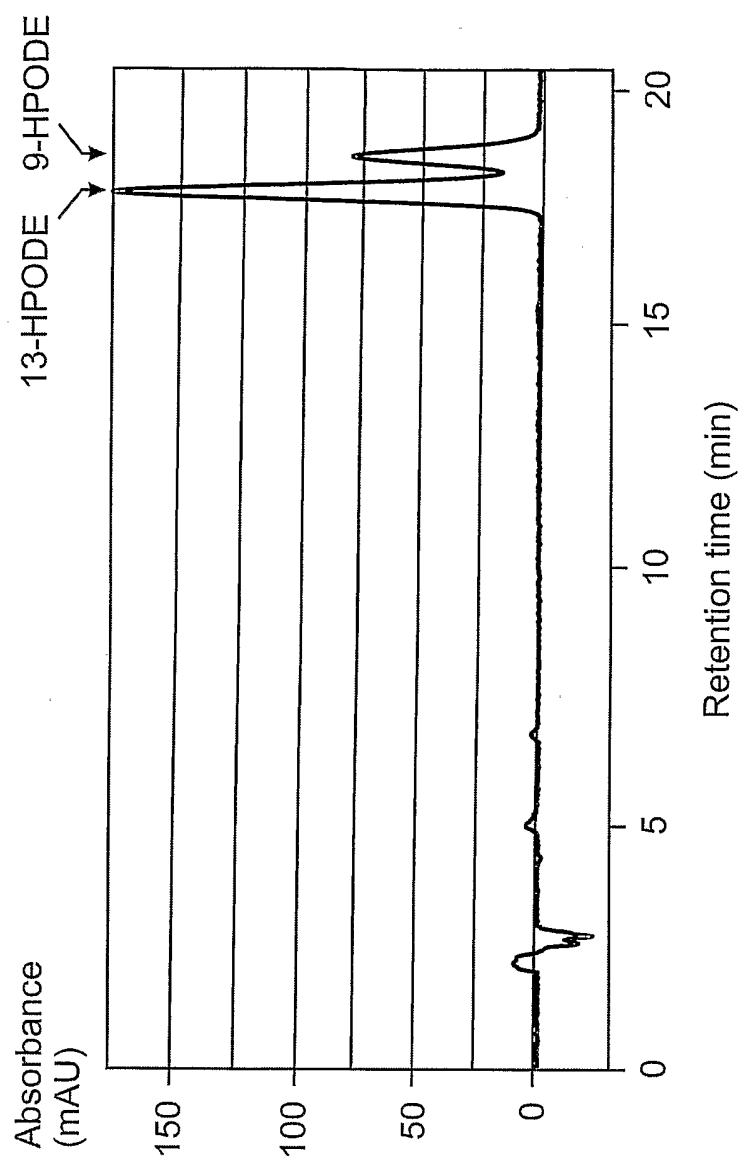


Fig. 13A

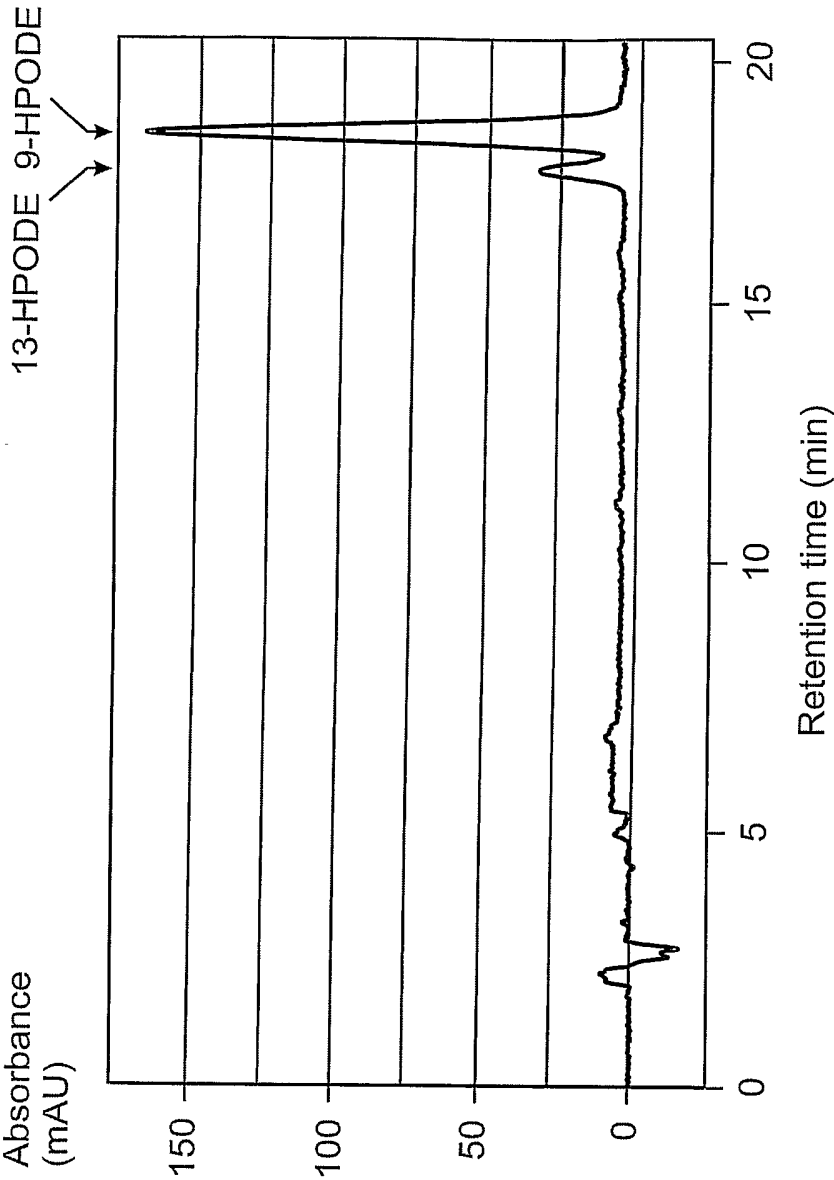


Fig. 13B

18/32

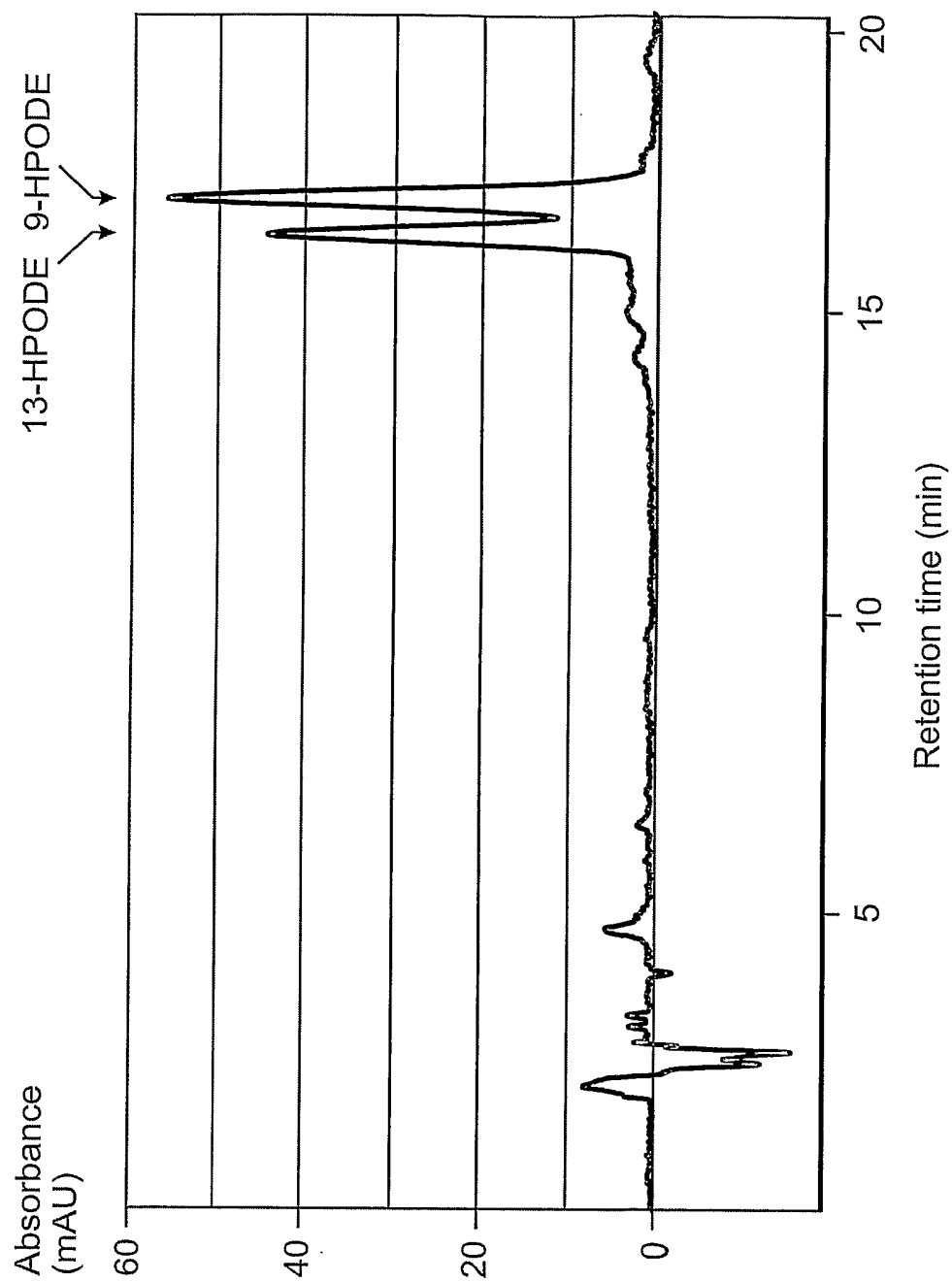


Fig. 13C

19/32

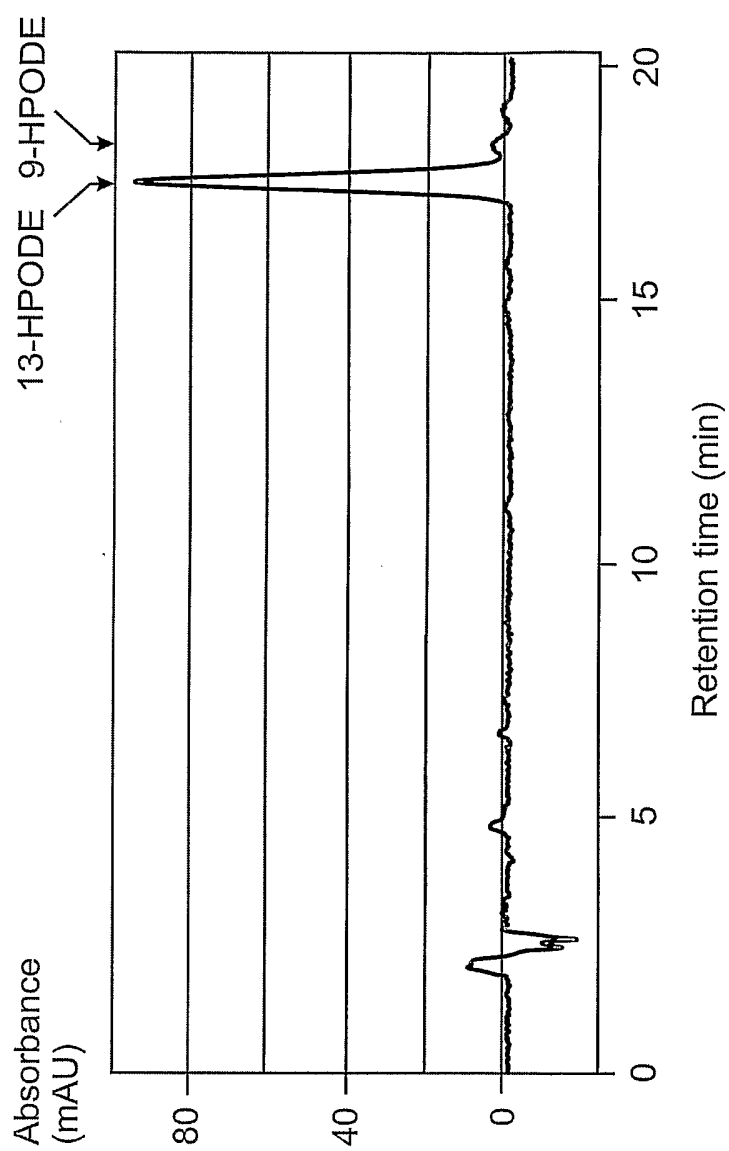


Fig. 13D

20/32

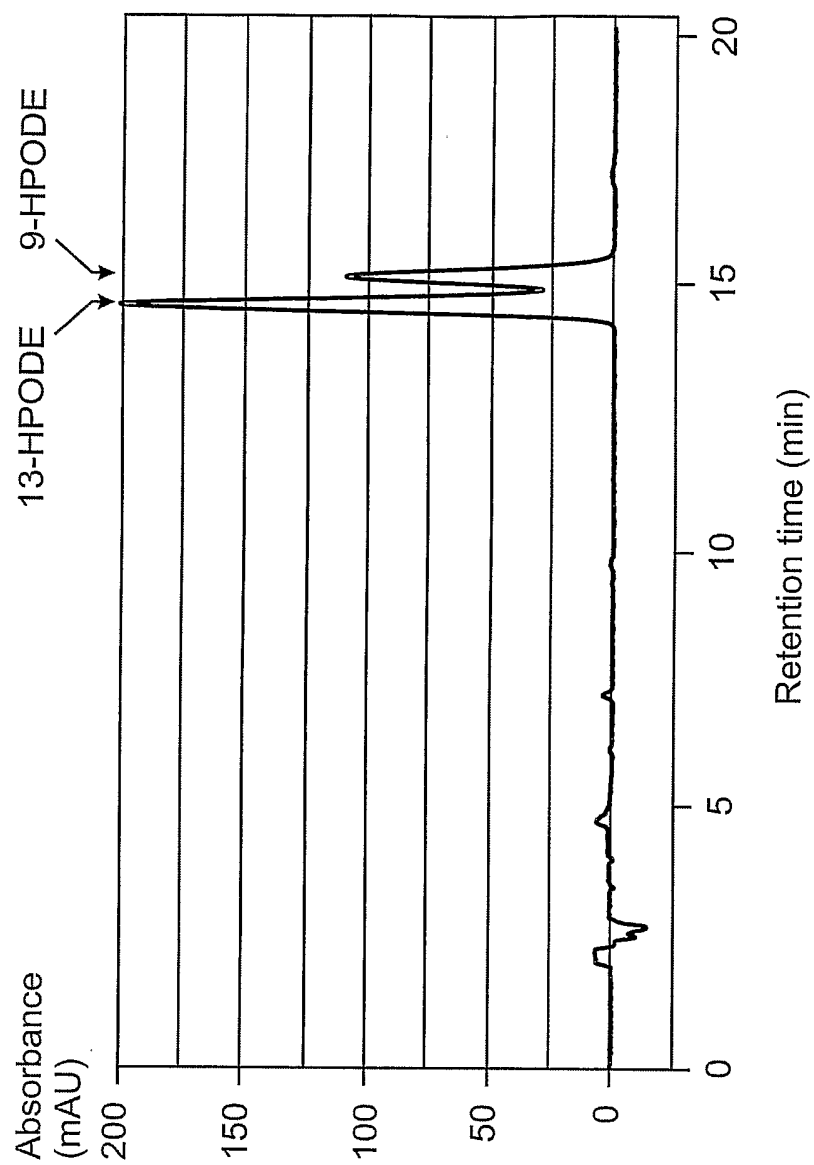


Fig. 14A

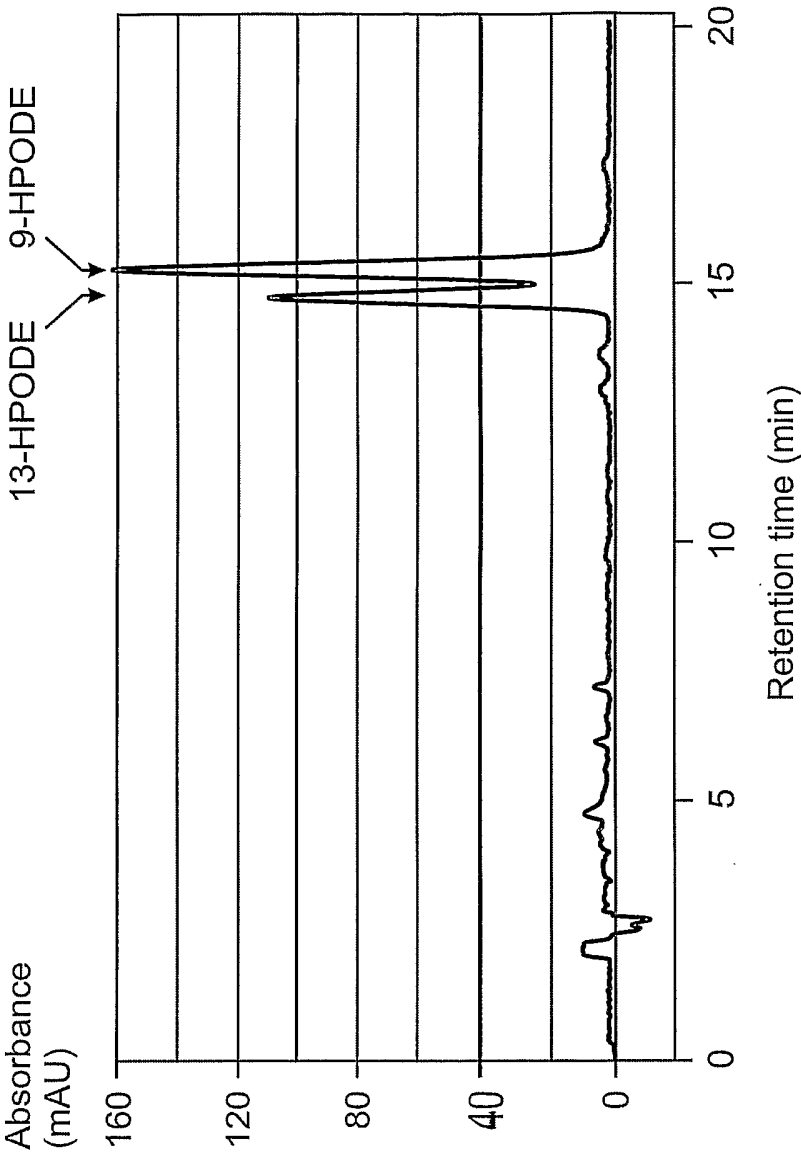


Fig. 14B

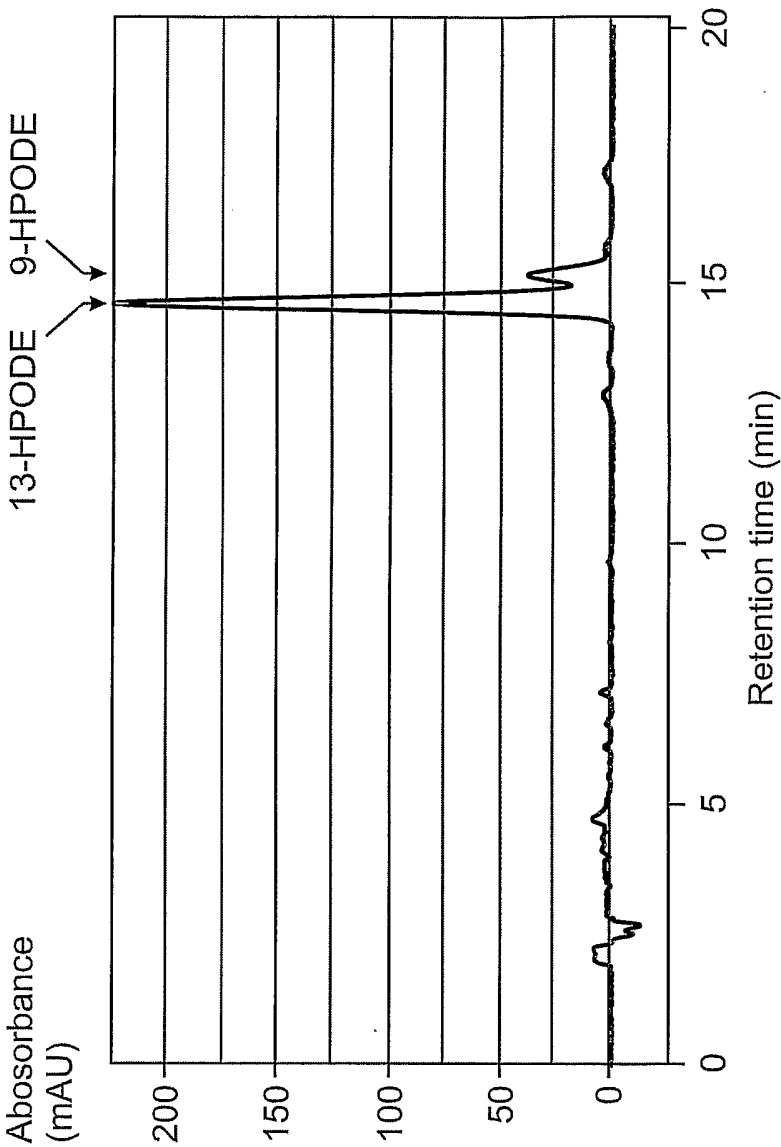


Fig. 14C

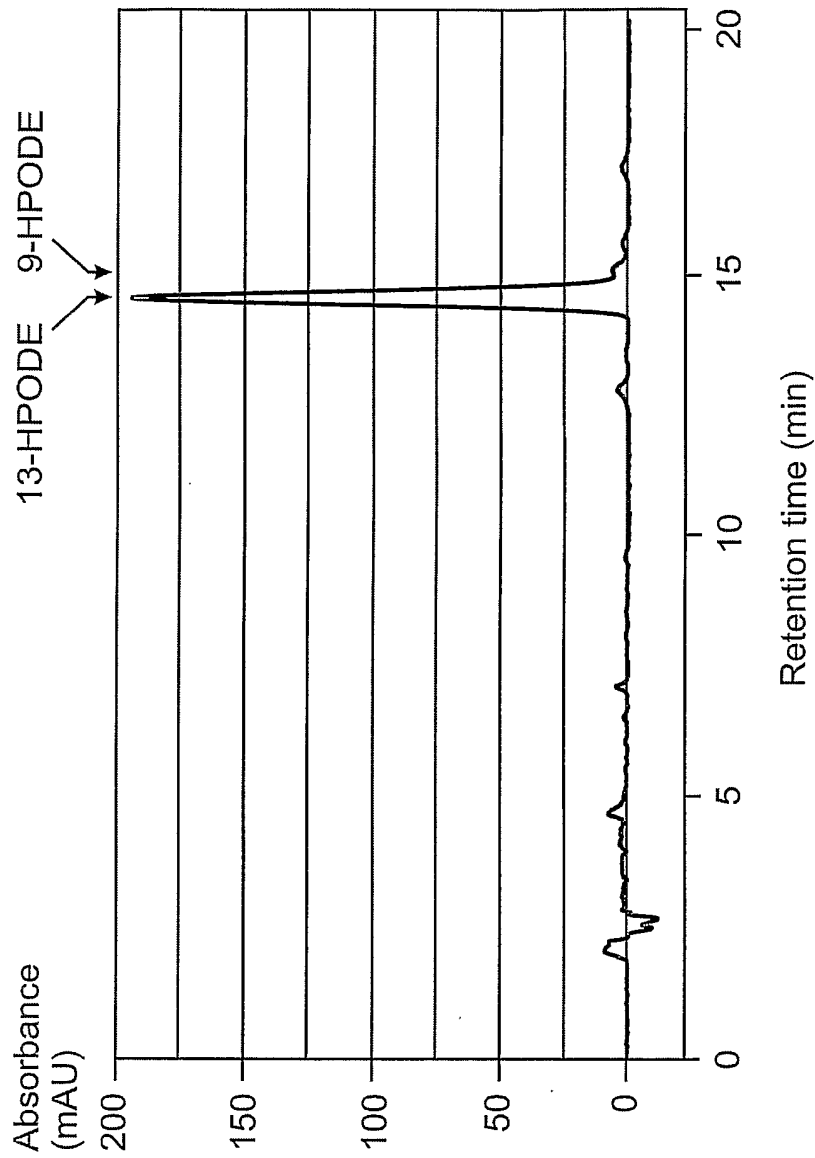


Fig. 14D




Fig. 15

25/32

	Gene			Protein	
	Change	Position in genomic DNA	Result	Length in amino acids	Mass in kDa
Wild-type	—	—	—	862	96.4
Mutant A618	G→A	2311	RNA splicing error; translational stop	399	44.5
Mutant D112	G→A	3574	Translational stop	665	74.2

Fig. 16

26/32

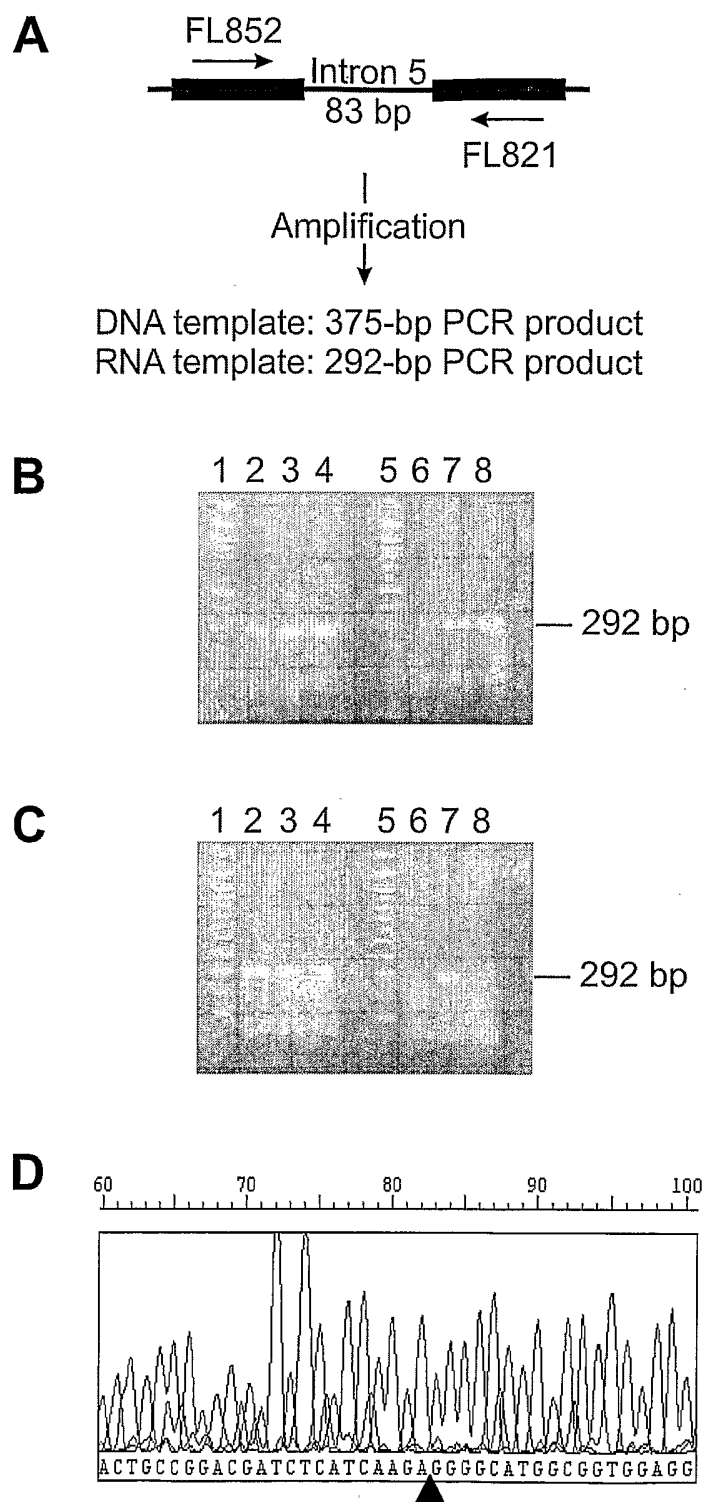


Fig. 17

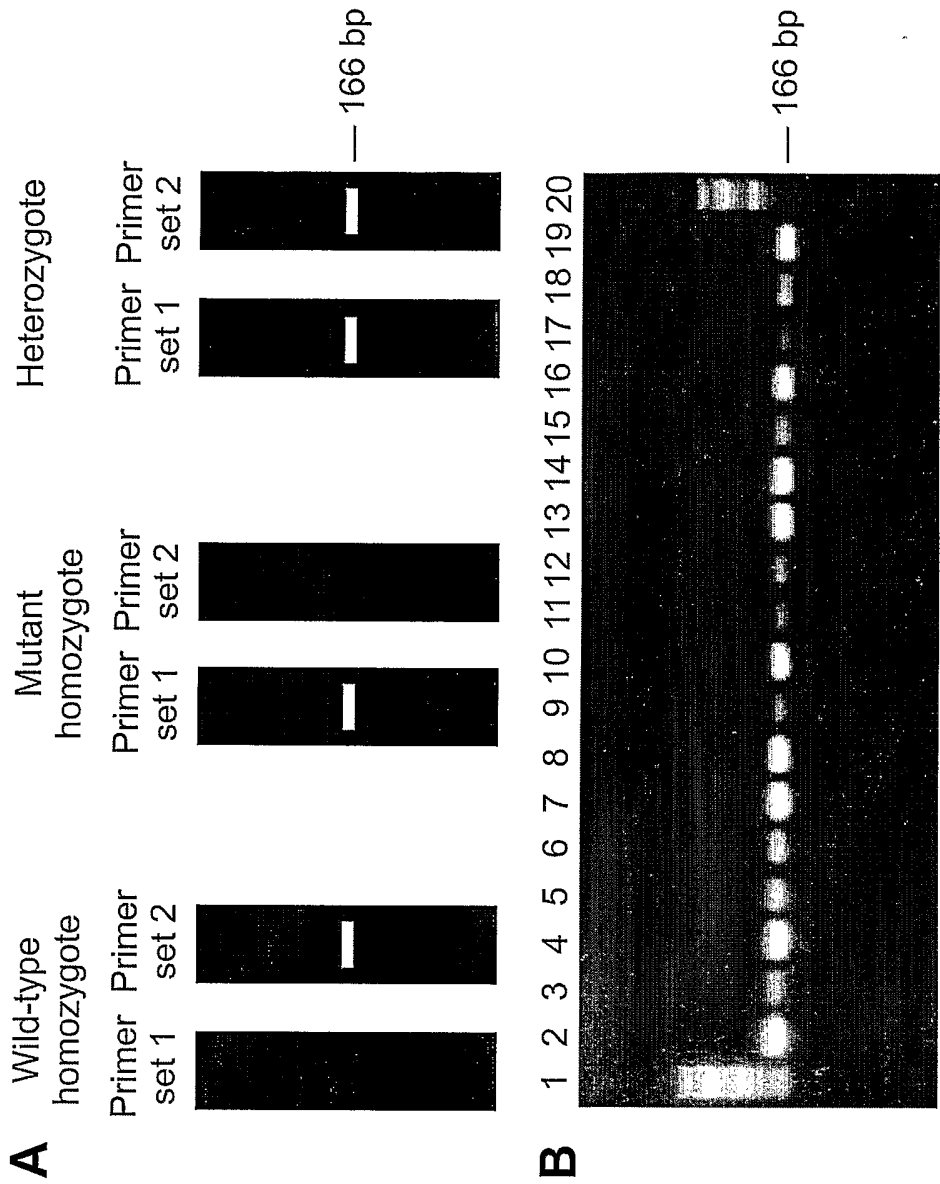


Fig. 18

28/32

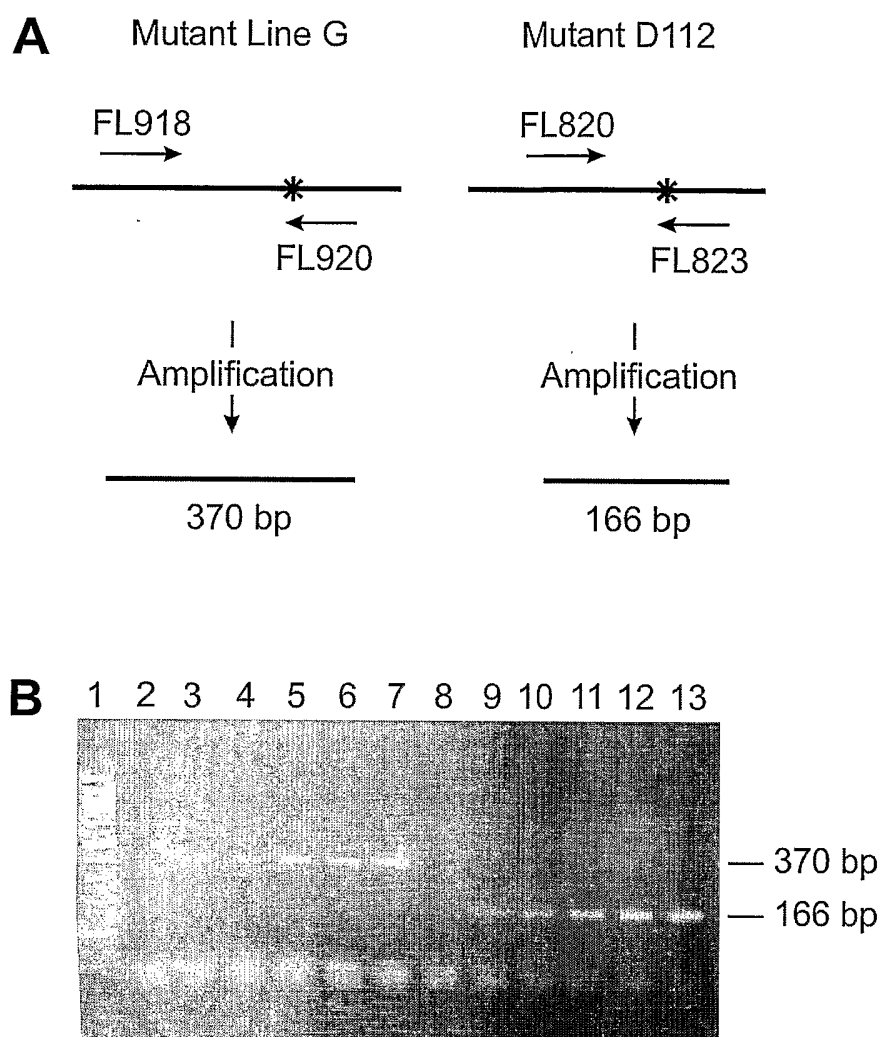


Fig. 19

29/32

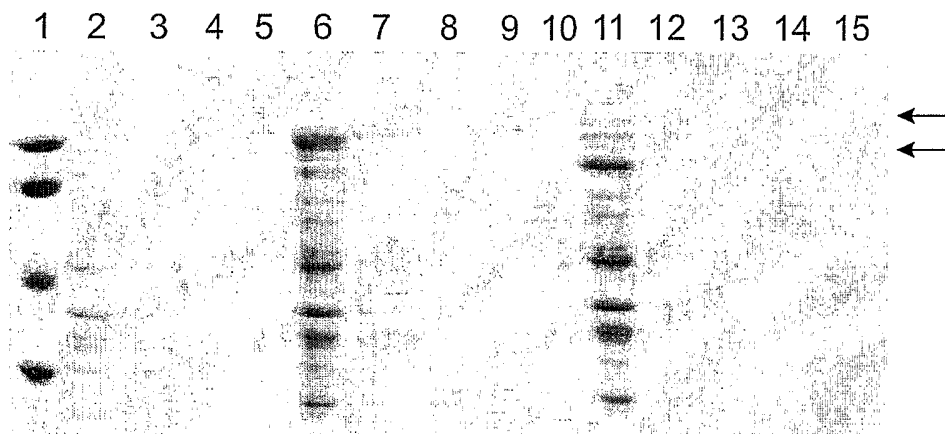


Fig. 20

30/32

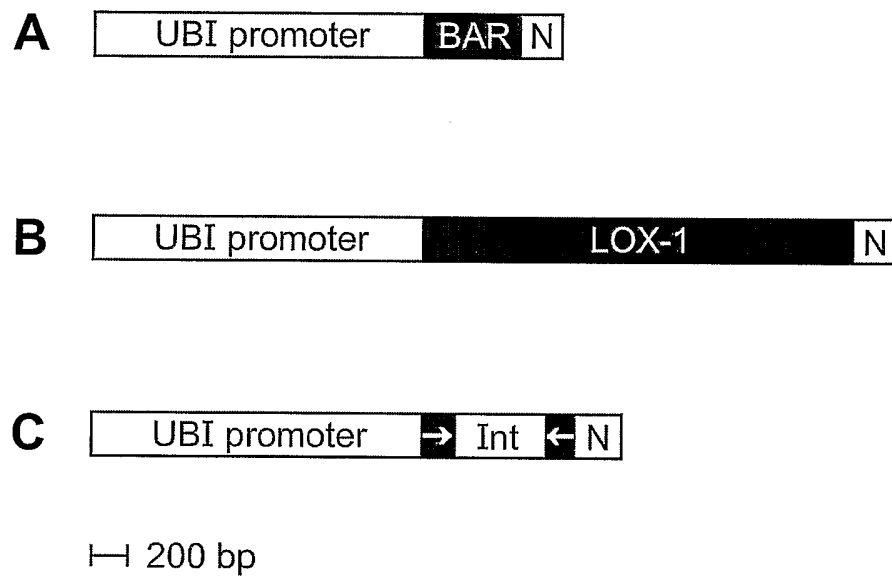
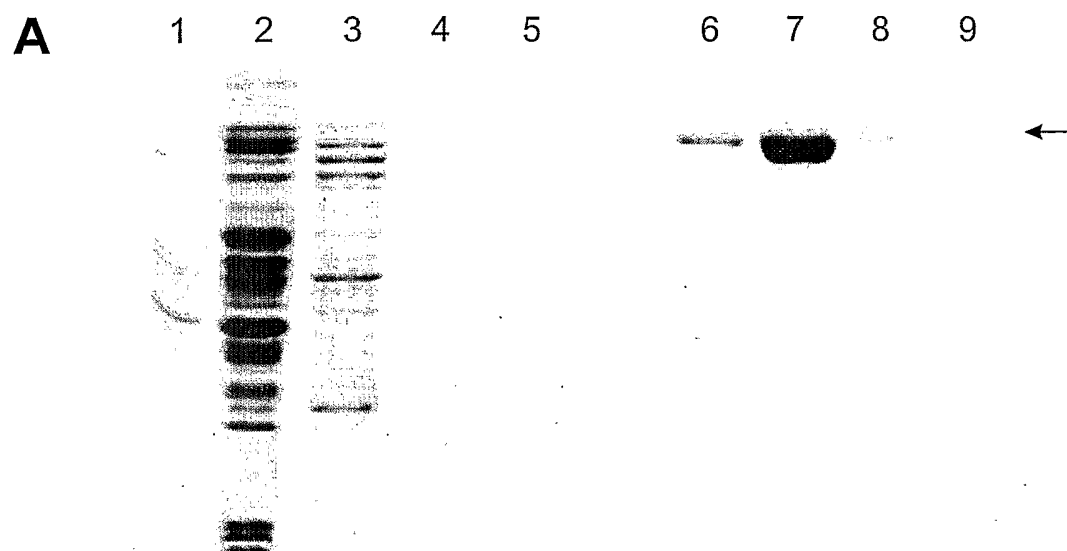


Fig. 21

31/32



B Relative LOX-1 activity (%)

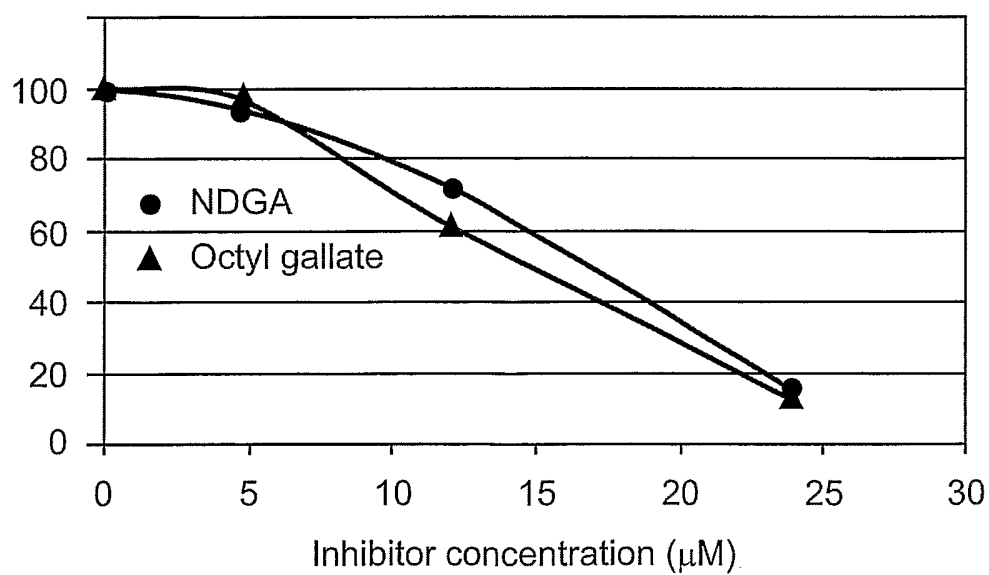


Fig. 22

32/32

Free T2N in wort (ppb)

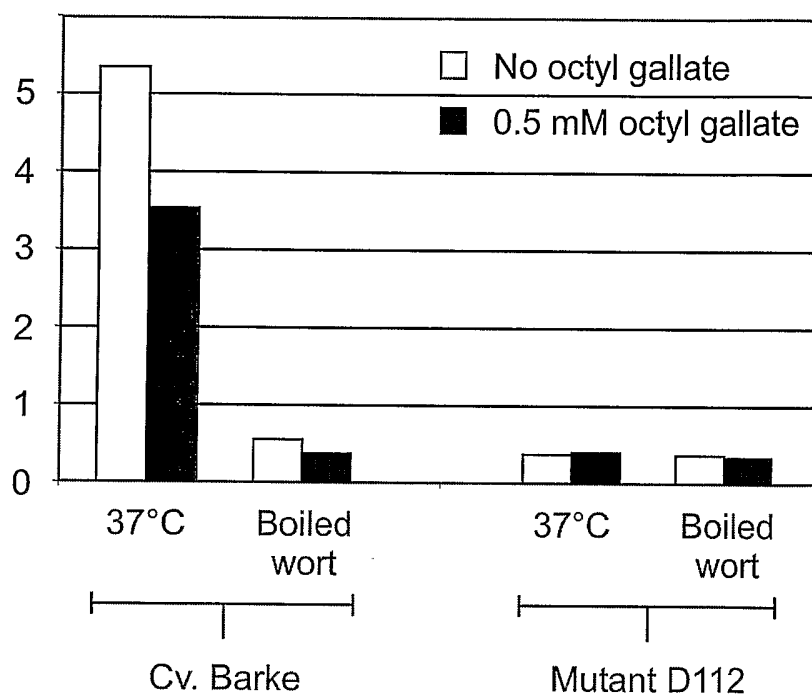


Fig. 23

<110> Organization Name : Carlsberg A/S

Application Project

<120> Title : Barley for production of flavor-stable beer

<130> AppFileReference : 1

<140> CurrentAppNumber :

<141> CurrentFilingDate : ____-____-____

Sequence

<213> OrganismName : Hordeum vulgare cv. Barke

<400> PreSequenceString :

atgctgctgg	gagggctgat	cgacaccctc	acgggggcga	acaagagcgc	cgggctcaag	60
ggcacgggtg	tgctcatgcg	caagaacgtg	ctggacctca	acgacttcgg	cgccaccatc	120
atcgacggca	tcggcgagtt	cctcggcaag	ggcgctcacct	gccagcttat	cagctccacc	180
gccgtcgacc	aaggtaataca	ctaccctcct	ccggccttct	cctctgttta	caagatatag	240
tatttctttc	gtgtggggccg	gcgggccatg	atggatggat	gtgtctggat	cggctaaaga	300
agataggata	gctagccctg	gcgggtcgtc	tttacctgag	catgggcata	tgccatcgaa	360
aaaagagaca	acagcatgca	tgcattggtg	gcgcaccaga	ccacgcagag	caccggatgc	420
tcgagacaaa	gcaacacaac	aagcaaggac	gacacgtcaa	aagcaacaca	acaagcaagg	480
acggcacgtc	aaaagcaaca	caaacctaaa	ctaaagcaca	aagacgtaag	agcaagcaca	540
caatcagcag	gctataaaca	gttgtcatca	aaaacaacgc	tggagagagag	agagaaggaa	600
ggaagtagta	gccatgaaaa	attaaatcac	cgggcgttgc	tctttgcccc	acaattaatc	660
aagcaggata	cgtggcatgt	atagttcttg	taagtaaact	aagcatgtga	tatgagaagg	720
tacgtgggtg	tgacagacaac	ggcgggtcgc	ggaaggtggg	cgcggaggcg	gagctggagc	780
agtgggtgac	gagcctgccg	tcgctgacga	cgggggagtc	caagttcggc	ctcaccttcg	840
actgggaggt	ggagaagctc	gggggtgccg	gcgccatcgt	cgtcaacaac	taccacagct	900
ccgagttcct	gcttaaaacc	atcacctcc	acgacgtccc	cggccgcagc	ggcaacctca	960
ccttcgtcgc	caactcatgg	atctaccccg	ccgccaacta	ccgatacagc	cggctcttct	1020
tcgccaacga	cgtgcgtgga	ttttcctcta	ctttcctctc	ctttcatatt	caccgccttc	1080
gtcattcatg	gtcgatcatt	aagtcttgcc	aggacaatag	atgatgagct	aggagtgggt	1140
accacttagc	agtacgtaca	ttatttatcc	cgtgttggtg	gaaaaggata	tggtttgggtg	1200
cagatcgaca	caagattgaa	tgaaagttgc	accgtggcac	cgtggcagcg	tggttaggtg	1260
aaataactgt	tgacacggatc	caccacatg	attgttttca	tgaataaaact	ttttaaggat	1320
gtgtctagcc	acatctagat	gcatgtcaca	taattattgc	ataccaaaac	gattaaatta	1380
agcataaaaa	gaaaaggaaa	aaaatactca	catactctga	cgttaagatca	atgatatagt	1440
atttagatat	gcaatatatta	tcttacatct	aaacctttct	tcatttcctaa	atataagaca	1500
tttgtaagat	ttcactatgg	acaacatacg	aaacaaaatc	agtggatctc	tctatgcatt	1560

cattatgtag	tctataataa	aatcttttaa	agatcgtata	ttttgcaacg	gagggagtaa	1620
aacataactt	tttaatagta	atgttgccacg	gctccacact	cgcagacgta	cctgccgagc	1680
cagatgccgg	cggcgctgaa	gccgtaccgc	gacgacgagc	tccggaacct	gcgtggcgac	1740
gaccagcagg	gcccgtacca	ggagcacgac	cgcactctacc	gctacgacgt	ctacaacgac	1800
ctcggcgagg	gcccggccat	cctcggcggc	aactccgacc	acccttacct	gcgcgcggc	1860
cgcacggagc	gcaagcccaa	cgcacgagc	ccgagcctgg	agagccggct	gtcgctgctg	1920
gagcagatct	acgtgcccg	ggacgagaag	ttcggccacc	tcaagacgtc	cgacttcctg	1980
ggctactcca	tcaaggccat	cacgcagggc	atcctgccgg	ccgtgcgac	ctacgtggac	2040
accacccccg	gcgagttcga	ctccttccag	gacatcatca	acctctatga	ggcgggcatc	2100
aagctgcccc	aggtggccgc	cctggaggag	ctccgtaagc	agttcccgct	ccagctcatc	2160
aaggacctcc	tccccgtcgg	cggcgactcc	ctgcttaagc	tccccgtgcc	ccacatcatc	2220
caggagaaca	agcaggcggtg	gaggaccgac	gaggagttcg	cacgggaggt	gctcgccggc	2280
gtcaaccocg	tcatgatcac	gcgtctcacg	gtgagtcagc	gattatttgt	tattgtgtg	2340
tgtatgggtg	ccatgggtgag	aaagtgcaga	tcttgatttg	cgttgggtcg	catgcacgca	2400
tgttgcatgc	atgcaggagt	tcccgccaaa	aagtagtctg	gacctagca	agtttggtga	2460
ccacaccagc	accatcacgg	cggagcacat	agagaagaac	ctcgagggcc	tcacgggtgca	2520
gcaggtaatt	ggtccaagcc	atcgacatca	actatgattt	acctaggagt	aattggtagc	2580
tgtagataat	ttggcttcgt	tgcaattaat	ttgatgctgg	ccgatcaagt	gatcgatttg	2640
ggtttgaaat	ttgcaggcgc	tggaaagcaa	caggctgtac	atccttgatc	accatgaccg	2700
gttcatgccc	ttcctgatcg	acgtcaacaa	cctgcccgcc	aacttcactc	acgccacgag	2760
gacctcttcc	ttcctgcgcg	gcgacggcag	gctcacgccc	ctcgccatcg	agctgagcga	2820
gccccatcatc	cagggcgggc	ttaccacggc	caagagcaag	gtttacacgc	cggtgcccag	2880
cggctccgtc	gaaggctggg	tgtgggagct	cgccaaggcc	tacgtgcgcg	tcaatgactc	2940
cgggtggcac	cagctcgtca	gccactggta	cgttctccac	ggtcgatgtg	attcagtcag	3000
tcgatgcaca	acaactgatc	gaaatatgat	tgattgaaac	gcgcaggctg	aacactcacg	3060
cgggtgatga	gccgttcgtg	atctcgacga	accggcacct	tagcgtgacg	cacccggtgc	3120
acaagctgct	gagcccgcac	taccgcgaca	ccatgaccat	caacgcgctg	gcgcggcaga	3180
cgtcatcaa	cgccggcggc	atcttcgaga	tgacgggtgt	cccgggcaag	ttcgcggttg	3240
ggatgtcggc	cgtgggtgtac	aaggactgga	agttcaccga	gcagggactg	ccggacgatac	3300
tcacaaagag	gtacgtacct	ggtaaatggt	atgaatgtgt	aaaacaaatt	ggcgctctcg	3360
ctcactgaca	ggaacgtggg	aaaaaaaaatg	caggggcatg	gcgggtggagg	accgctcgag	3420
cccgtacaag	gtgcgggttg	tggtgtcgga	ctacccgtac	gcggcgagc	ggctggcgat	3480
ctggcacgcc	attgagcagt	acgtgagcga	gtacctggcc	atctactacc	cgaacgacgg	3540
cgtgctgcag	ggcgatacgg	aggtgcaggc	gtggtggaag	gagacgcgcg	aggtcgggca	3600
cggcgacctc	aaggacgccc	catgggtggc	caagatgcaa	agtggtcccg	agctggccaa	3660
ggcgtgcacc	accatcatct	ggatcgggtc	ggcgctgcat	gcggcagtc	acttcgggca	3720
gtacccttac	gcgggggttc	tcccgaaccg	gccgacgggtg	agccggcgcc	gcatgccgga	3780
gcccggcacg	gaggagtacg	cggagctgga	gcgcgacccg	gagcgggcct	tcatccacac	3840
catcacgagc	cagatccaga	ccatcatcgg	cgtgtcgtcg	ctggagggtg	tgtcgaagca	3900

```

ctcctccgac gagctgtacc tcgggcagcg ggacacgccg gagtggacct cggacccaaa      3960
ggccctggag gtgttcaagc ggttcagcga ccggtctggtg gagatcgaga gcaagggtggt      4020
gggcatgaac catgaccocgg agctcaagaa ccgcaacggc cgggctaagt ttccctacat      4080
gctgctctac cccaacacct ccgaccacaa gggcgccgct gccgggctta ccgccaaggg      4140
catccccaac agcatctcca tctaa                                           4165

```

<212> Type : DNA

<211> Length : 4165

SequenceName : SEQ ID NO: 1

SequenceDescription : Barley genomic sequence of cv. Barke,
spanning
the start and stop codons of the gene encoding LOX-1

Sequence

<213> OrganismName : Hordeum vulgare mutant D112

<400> PreSequenceString :

```

atgctgctgg gagggctgat cgacaccctc acgggggcga acaagagcgc ccggtcaag      60
ggcacgggtgg tgctcatgcg caagaacgtg ctggacctca acgacttcgg cgccaccatc      120
atcgacggca tcggcgagtt cctcggcaag ggcgtcacct gccagcttat cagctccacc      180
gccgtcgacc aaghtaatac ctaccctcct ccggccttct cctctgttta caagatatag      240
tatttctttc gtgtgggccc gcggccatgg atggatggat gtgtctggat cggctaaaga      300
agataggata gctagccctg gccggtcgtc ttacctgag catgggcata tgccatcgaa      360
aaaagagaca acagcatgca tgcattggtg gcgcaccaga ccacgcagag caccggatgc      420
tcgagacaaa gcaacacaac aagcaaggac gacacgtcaa aagcaacaca acaagcaagg      480
acggcacgtc aaaagcaaca caaacctaaa ctaaagcaca aagacgtaag agcaagcaca      540
caatcagcag gctataaaca gttgtcatca aaaacaacgc tggaagagag agagaaggaa      600
ggaagtagta gccatgaaaa attaaatcac cgggcgttgc tctttgccc acaattaatc      660
aagcaggata cgtggcatgt atagtctctg taagtaaaact aagcatgtga tatgagaagg      720
tacgtggtgg tgcagacaac ggcggtcgcg ggaagggtgg cgcgaggcgc gagctggagc      780
agtgggtgac gagcctgccg tcgctgacga cgggggagtc caagttcggc ctacacctcg      840
actgggaggt ggagaagctc ggggtgccgg gcgccatcgt cgtcaacaac taccacagct      900
ccgagttcct gcttaaaacc atcacctcc acgacgtccc cggccgcagc ggcaacctca      960
ccttcgtcgc caactcatgg atctacccc cgcgcaacta ccgatacagc cgcgtcttct      1020
tcgccaacga cgtgcgtgga ttttcctcta ctttcctctc ctttcatttt caccgccttc      1080
gtcattcatg gtcgatcatt aagtcttgcc aggacaatag atgatgagct aggagtgggt      1140
accacttagc agtacgtaca ttattttatc cgtgttggtg gaaaaggata tggtttggtg      1200
cagatcgaca caagattgaa tgaaagttgc accgtggcac cgtggcagcg tggtaggtga      1260
aaataactgt tgcacggatc caccacatg attgttttca tgaataaaact ttttaaggat      1320
gtgtctagcc acatctagat gcatgtcaca taattattgc ataccaaaac gattaaatta      1380

```

agcataaaaa	gaaaaggaaa	aaaataactca	catatctcga	cgtaagatca	atgatatatgt	1440
atttagatat	gcaatatatta	tcttacatct	aaacctttct	tcatttcctaa	atataagaca	1500
tttgtaagat	ttcactatgg	acaacatacg	aaacaaaatc	agtggatctc	tctatgcatt	1560
cattatgtag	tctataataa	aatcttttaa	agatcgtata	ttttgcaacg	gagggagtaa	1620
aacataactt	tttaatagta	atgttgcacg	gctccacact	cgcagacgta	cctgccgagc	1680
cagatgccgg	cggcgctgaa	gccgtaccgc	gacgacgagc	tccggaacct	gcgtggcgac	1740
gaccagcagg	gcccgtacca	ggagcacgac	cgcactctacc	gctacgacgt	ctacaacgac	1800
ctcggcgagg	gcccggcccat	cctcggcggc	aactccgacc	acctttaccc	gcgcgcgggc	1860
cgcacggagc	gcaagcccaa	cgcacagcgc	ccgagcctgg	agagccggct	gtcgtctctg	1920
gagcagatct	acgtgccgcg	ggacgagaag	ttcgggccacc	tcaagacgtc	cgacttcctg	1980
ggctactcca	tcaaggccat	cacgcagggc	atcctgccgg	ccgtgcgcac	ctacgtggac	2040
accacccccg	gcgagttcga	ctccttccag	gacatcatca	acctctatga	gggcggcatc	2100
aagctgcccc	aggtggccgc	cctggaggag	ctccgtaagc	agttcccgt	ccagctcatc	2160
aaggacctcc	tcccgcgtcg	cggcgactcc	ctgcttaagc	tcccgcgtgc	ccacatcatc	2220
caggagaaca	agcaggcgctg	gaggaccgac	gaggagttcg	cacgggaggt	gctcgccggc	2280
gtcaacccgg	tcatgatcac	gcgtctcacg	gtgagtcagc	gattatttgt	tcatttgtgtg	2340
tgtatggtgt	ccatggtgag	aaagtgcaga	tcttgatttg	cgttgggtcg	catgcacgca	2400
tgctgcatgc	atgcaggagt	tcccgcctaa	aagtagtctg	gaccctagca	agtttggtga	2460
ccacaccagc	accatcacgg	cggagcacat	agagaagaac	ctcgagggcc	tcacggtgca	2520
gcaggtaatt	ggtccaagcc	atcgacatca	actatgattt	acctaggagt	aattggtagc	2580
tgtagataat	ttggcttcgt	tgcaattaat	ttgatgctgg	ccgatcaagt	gatcgatttg	2640
ggtttgaaat	ttgcaggcgc	tggaaaagcaa	caggctgtac	atccttgatc	accatgaccg	2700
gttcatgcgg	ttcctgatcg	acgtcaacaa	cctgcccggc	aacttcatct	acgccacgag	2760
gacctcttcc	ttcctgcgcg	gcgacggcag	gctcacgccc	ctcgccatcg	agctgagcga	2820
gcccacatcc	cagggcgggc	ttaccacggc	caagagcaag	gtttacacgc	cggtgcccag	2880
cggctccgtc	gaaggctggg	tgtgggagct	cgccaaggcc	tacgtcgccg	tcaatgactc	2940
cgggtggcac	cagctcgtca	gccactggta	cgttctccac	ggtcgatgtg	attcagtcag	3000
tcgatgcaca	acaactgatc	gaaatatgat	tgattgaaac	gcgcaggctg	aacactcacg	3060
cggatgatgga	gccgttcgtg	atctcgacga	accggcacct	tagcgtgacg	caccgggtgc	3120
acaagctgct	gagccgcac	taccgcgaca	ccatgaccat	caacgcgctg	gcgcggcaga	3180
cgctcatcaa	cgccggcggc	atcttcgaga	tgacggtgtt	cccgggcaag	ttcgcggttg	3240
ggatgtcggc	cgtggtgtac	aaggactgga	agttcaccga	gcagggactg	ccggacgatc	3300
tcacatcaag	gtacgtacct	ggtaaatgtt	atgaatgtgt	aaaacaaatt	ggcgctctcg	3360
ctcactgaca	ggaacgtggt	aaaaaaaaatg	caggggcatg	gcggtggagg	acccgtcgag	3420
cccgtacaag	gtgcggttgc	tgggtgtcga	ctaccggtac	gcggcgagcg	ggctggcgat	3480
ctggcacgcc	attgagcagt	acgtgagcga	gtacctggcc	atctactacc	cgaacgacgg	3540
cgtgctgcag	ggcgatacgg	aggtgcaggc	gtgatggaag	gagacgcgcg	aggtcgggca	3600
cggcgacctc	aaggacgccc	catggtggcc	caagatgcaa	agtgtgccgg	agctggccaa	3660
ggcgtgcacc	accatcatct	ggatcgggtc	ggcgctgcat	gcggcagtc	acttcgggca	3720


```
gtacccttac gcgggggttcc tcccgaaccg gccgacggtg agccggcgcc gcatgccgga 3780
gccccgcacg gaggagtacg cggagctgga gcgcgacccg gagcgggcct tcatccacac 3840
catcacgagc cagatccaga ccatcatcgg cgtgtcgctg ctggagggtgc tgtcgaagca 3900
ctcctccgac gagctgtacc tcgggcagcg ggacacgccc gagtggacct cggacccaaa 3960
ggccctggag gtgttcaagc gggtcagcga ccggctggtg gagatcgaga gcaagggtgt 4020
gggcatgaac catgaccccg agtcaagaa ccgcaacggc ccggctaagt ttccctacat 4080
gctgctctac cccaacacct ccgaccacaa gggcgccgct gccgggctta ccgccaaggg 4140
catccccaac agcatctcca tctaa 4165
```

<212> Type : DNA

<211> Length : 4165

SequenceName : SEQ ID NO: 2

SequenceDescription : Barley genomic sequence of mutant D112 spanning the segment, corresponding to the region between the start and stop codons of the gene encoding LOX-1 of cv. Barke

Sequence

<213> OrganismName : Hordeum vulgare cv. Barke

<400> PreSequenceString :

```
MLLGGLIDTL TGANKSARLK GTVVLMRKNV LDLNDFGATI IDGIGEFLGK GVTCQLISST 60
AVDQDNNGRG KVGAEAELEQ WVTSLPSLTT GESKFGLTFD WEVEKLGVPK AIVVMNYHSS 120
EFLKLTITLH DVPGRSGNLT FVANSWIYPA ANYRYSRVFF ANDTYLPSQM PAALKPYRDD 180
ELRNLRGDDQ QGPYQEHDRY YRYDVYNDLG EGRPILGGNS DHPYPRRGRT ERKPNASDPS 240
LESRLSLLEQ IYVPRDEKFG HLKTSDFLGY SIKAITQGIL PAVRTYVDTT PGEFDSFQDI 300
INLYEGGIKL PKVAALBELR KQFPLQLIKD LLPVGGDSLL KLPVPHIIQE NKQAWRTDEE 360
FAREVLAGVN PVMITRLTEF PPKSSLDPSK FGDHTSTITA EHIEKNLEGL TVQQALESNR 420
LYILDHHRDF MPFLIDVNNL PGNFYIATRT LFFLRGDGRL TPLAIELSEP IIQGGLTTAK 480
SKVYTPVPSG SVEGWVWELA KAYVAVND SG WHQLVSHWLN THAVMEPFVI STNRHLSVTH 540
PVHKLSPHY RDTMTINALA RQTLINAGGI FEMTVFPGKF ALGMSAVVYK DWKFTEQGLP 600
DDLIKRGMAV EDPSSPYKVR LLVSDYPYAA DGLAIWHAIE QYVSEYLAIY YPNDGVLQGD 660
TEVQAWWKET REVGHGDLKD APWWPKMQSV PELAKACTTI IWIGSALHAA VNFGQYPYAG 720
FLPNRPTVSR RRMPEPGTEE YAELEERDPER AFIHTITSQI QTIIGVSLLE VLSKHSSDEL 780
YLGQRDTPFW TSDPKALEVF KRFSDDLVEI ESKVVGMMNHD PELKNRNGPA KFPYMLLYPN 840
TSDHKGAAAG LTAKGIPNSI SI 862
```

<212> Type : PRT

<211> Length : 862

SequenceName : SEQ ID NO: 3

SequenceDescription : Protein sequence of full-length LOX-1 protein of cv. Barke

Sequence

<213> OrganismName : Hordeum vulgare mutant D112

<400> PreSequenceString :

```
MLLGGLIDTL TGANKSARLK GTVVLMRKNV LDLNDFGATI IDGIGEFLGK GVTCQLISST      60
AVDQDNGGRG KVGAEAELEQ WVTSLPSLTT GESKFGLTFD WEVEKLGVPV AIVVNNYHSS      120
EFLCLKTITLH DVPGRSGNLT FVANSWIYPA ANYRYSRVFF ANDTYLPSQM PAALKPYRDD      180
ELRNLRGDDQ QGPYQEHDRY YRYDVYNDLG EGRPILGGNS DHPYPRRGRT ERKPNASDPS      240
LESRLSLLEQ IYVPRDEKFG HLKTSDFLGY SIKAITQGIL PAVRTYVDTT PGEFDSFQDI      300
INLYEGGIKL PKVAALEELR KQFPLQLIKD LLPVGDSLK KLPVPHIIQE NKQAWRTDEE      360
FAREVLAVGN PVMITRLTEF PPKSSLDPSK FGDHTSTITA EHIEKNLEGL TVQQALESNR      420
LYILDHHRDF MPFLIDVNNL PGNFYATRT LFFLRGDGRL TPLAIELSEP IIQGGLTTAK      480
SKVYTPVPSG SVEGWVWELA KAYVAVNDVG WHQLVSHWLN THAVMEPFVI STNRHLSVTH      540
PVHKLLSPHY RDTMTINALA RQTLINAGGI FEMTVFPGKF ALGMSAVVYK DWKFTEQGLP      600
DDLIKRGMAV EDPSSPYKVR LLVSDYPYAA DGLAIWHAIE QYVSEYLAII YPNDGVLQGD      660
TEVQA                                           665
```

<212> Type : PRT

<211> Length : 665

SequenceName : SEQ ID NO: 4

SequenceDescription : Protein sequence of inactive,
truncated LOX-1 of mutant D112

Sequence

<213> OrganismName : Hordeum vulgare cv. Neruda

<400> PreSequenceString :

```
atgctgctgg gagggctgat cgacaccctc acgggggcca acaagagcgc ccggctcaag      60
ggcacgggtg tgctcatgcg caagaacgtg ctggacctca acgacttcgg cgccaccatc      120
atcgacggca tcggcgagtt cctcggcaag ggcgtcacct gccagcttat cagctccacc      180
gccgtcgacc aaggtaatca ctaccctcct ccggccttct cctctgttta caagatatag      240
tattttcttc gtgtgggccc gcgccatgg atggatggat gtgtctggat cggctaaaga      300
agataggata gctagccctg gccggctcgtc tttacctgag catgggcata tgccatcgaa      360
aaaagagaca acagcatgca tgcattggtgc gcgcaccaga ccacgcagag caccggatgc      420
tcgagacaaa gcaacacaa aagcaaggac gacacgtcaa aagcaacaca acaagcaagg      480
acggcacgtc aaaagcaaca caaacctaaa ctaaagcaca aagacgtaag agcaagcaca      540
caatcagcag gctataaaca gttgtcatca aaaacaacgc tgggaagagag agagaaggaa      600
ggaagtagta gccatgaaaa attaaatcac cgggcgttgc tctttgcca acaattaatc      660
aagcaggata cgtggcatgt atagttcttg taagtaaact aagcatgtga tatgagaagg      720
```

tacgtggtgg	tgcagacaac	ggcgggtcgcg	ggaaggtggg	cgcgaggcg	gagctggagc	780
agtgggtgac	gagcctgccg	tcgctgacga	cgggggagtc	caagttcggc	ctcaccttcg	840
actgggaggt	ggagaagctc	ggggtgcccg	gcgccatcgt	cgtcaacaac	taccacagct	900
ccgagttcct	gcttaaaacc	atcacccctcc	acgacgtccc	cggccgcagc	ggcaacctca	960
ccttcgtcgc	caactcatgg	atctaccccg	cgcacaacta	ccgatacagc	cgcgtcttct	1020
tcgccaacga	cgtgcgtgga	ttttcctcta	ctttcctctc	ctttcatttt	caccgccttc	1080
gtcattcatg	gtcgatcatt	aagtcttgcc	aggacaatag	atgatgagct	aggagtgggt	1140
accacttagc	agtacgtaca	ttattttattc	cgtgttggtg	gaaaaggata	tggtttgggtg	1200
cagatcgaca	caagattgaa	tgaaagttgc	accgtggcac	cgtggcagcg	tggtaggtga	1260
aaataactgt	tgcacggatc	caccacatg	attgttttca	tgaataaact	ttttaaggat	1320
gtgtctagcc	acatctagat	gcattgtcaca	taattattgc	ataccaaac	gattaaatta	1380
agcataaaaa	gaaaaggaaa	aaaatactca	catatctcga	cgtaagatca	atgatatatg	1440
atttagatat	gcaatattta	tcttacatct	aaacctttct	tcatttcctaa	atataagaca	1500
tttgtaagat	ttcactatgg	acaacatacg	aaacaaaatc	agtggatctc	tctatgcatt	1560
cattatgtag	tctataataa	aatcttttaa	agatcgtata	ttttgcaacg	gagggagtaa	1620
aacataactt	tttaatatga	atgttgacg	gctccacact	cgcagacgta	cctgccgagc	1680
cagatgccgg	cggcgctgaa	gccgtaccgc	gacgacgagc	tccggaacct	gcgtggcgac	1740
gaccagcagg	gcccgtagca	ggagcacgac	cgcattctacc	gtacgacgct	ctacaacgac	1800
ctcggcgagg	gccgccccat	cctcggcggc	aactccgacc	acctttacct	gcgccgcggc	1860
cgcacggagc	gcaagcccaa	cgccagcgac	cgcagcctgg	agagccggct	gtcgtgctg	1920
gagcagatct	acgtgcccg	ggacgagaag	ttcggccacc	tcaagacgtc	cgacttcctg	1980
ggctactcca	tcaaggccat	cacgcagggc	atcctgcgg	cgtgcgcac	ctacgtggac	2040
accacccccg	gcgagttcga	ctccttccag	gacatcatca	acctctatga	gggcggcatc	2100
aagctgcccc	aggtggccgc	cctggaggag	ctccgtaagc	agttcccgc	ccagctcatc	2160
aaggacctcc	tccccgtcgg	cggcgactcc	ctgcttaagc	tccccgtgcc	ccacatcatc	2220
caggagaaca	agcaggcgtg	gaggaccgac	gaggagtctg	cacgggaggt	gctcgccggc	2280
gtcaaccggg	tcatgatcac	gcgtctcacg	gtgagtcagc	gattatttgt	tcattgtgtg	2340
tgtatggtgt	ccatggtgag	aaagtgcaga	tcttgatttg	cgttgggctg	catgcacgca	2400
tgctgcatgc	atgcaggagt	tcccgccaaa	aagtagtctg	gacctagca	agtttggtga	2460
ccacaccagc	accatcacgg	cggagcacat	agagaagaac	ctcgagggcc	tcacgggtgca	2520
gcaggtaatt	gggtccagcc	atcgacatca	actatgattt	acctaggagt	aattggtagc	2580
tgtagataat	ttggcttcgt	tgcaattaat	ttgatgctgg	cgcataagct	gatcgtattg	2640
ggtttgaaat	ttgcaggcgc	tggaaagcaa	caggctgtac	atccttgatc	accatgaccg	2700
gttcatgccg	ttcctgatcg	acgtcaacaa	cctgcccggc	aacttcattc	acgccacgag	2760
gacctcttcc	ttcctgcgcg	gcgacggcag	gctcacgcgc	ctcgccatcg	agctgagcga	2820
gcccacatc	cagggcgggc	ttaccacggc	caagagcaag	gtttacacgc	cggtgcccag	2880
cggctccgtc	gaaggctggg	tgtgggagct	cgccaaggcc	tacgtcgccg	tcaatgactc	2940
cgggtggcac	cagctcgtca	gccactggta	cgttctccac	ggtcgatgtg	attcagtcag	3000
tcgatgcaca	acaactgata	gaaatatgat	tgattgaaac	gcgcaggctg	aacactcacg	3060

```
cggatgatgga gccgttcgtg atctcgacga accggcacct tagcgtgacg caccgggtgc 3120
acaagctgct gagcccgcac taccgcgaca ccatgaccat caacgcgctg gcgcggcaga 3180
cgctcatcaa cgccggcggc atcttcgaga tgacgggtgtt cccgggcaag ttgcggttgg 3240
ggatgtcggc cgtggtgtac aaggactgga agttcaccga gcagggactg ccggacgatac 3300
tcatcaagag gtacgtacct ggtaaagtgt atgaatgtgt aaaacaaatt gggcgtctcg 3360
ctcactgaca ggaacgtggt aaaaaaatg caggggcatg gcggtggagg acccgtcgag 3420
cccgtaacaag gtgcgggttc tgggtgcgga ctaccctgac gcggcgagacg ggctggcgat 3480
ctggcacgcc attgagcagt acgtgagcga gtacctggcc atctactacc cgaacgacgg 3540
cgtgctgcag ggcgatacgg aggtgcaggc gtggtggaag gagacgcgcg aggtcgggca 3600
cggcgacctc aaggacgccc catggtggcc caagatgcaa agtgtgcccg agctggccaa 3660
ggcgtgcacc accatcatct ggatcgggtc ggcgctgcat gcggcagtca acttcgggca 3720
gtacccctac gcgggggttc tcccgaaccg gccgacgggtg agcgggcgcg gcatgccgga 3780
gcccggcacg gaggagtacg cggagctgga gcgcgacccg gagcgggcct tcatccacac 3840
catcacgagc cagatccaga ccatcatcgg cgtgtcgctg ctggaggtgc tgtcgaagca 3900
ctcctccgac gagctgtacc tcgggcagcg ggacacgcg gagtggacct cggacccaaa 3960
ggccctggag gtgttcaagc ggttcagcga ccggctggtg gagatcgaga gcaaggtggt 4020
gggcatgaac catgaccctg agctcaagaa ccgcaacggc ccggctaagt ttccctacat 4080
gctgctctac cccaacacct ccgaccacaa gggcgccgct gccgggctta ccgccaaggg 4140
catccccaac agcatctcca tctaa 4165
```

<212> Type : DNA

<211> Length : 4165

SequenceName : SEQ ID NO: 5

SequenceDescription : Barley genomic sequence of cv. Neruda
spanning the start and stop codons of the gene encoding LOX-1

Sequence

<213> OrganismName : Hordeum vulgare mutant A618

<400> PreSequenceString :

```
atgctgctgg gagggctgat cgacaccctc acgggggcga acaagagcgc ccggctcaag 60
ggcacgggtg tgctcatgcg caagaacgtg ctggacctca acgacttcgg cgccaccatc 120
atcgacggca tcggcgagtt cctcggcaag ggcgctacat gccagcttat cagctccacc 180
gccgtcgacc aaggtaatca ctaccctcct ccggccttct cctctgttta caagatatag 240
tatttctttc gtgtgggccc gcggccatgg atggatggat gtgtctggat cggctaaaga 300
agataggata gctagccctg gccggctcgtc ttacctgag catgggcata tgccatcgaa 360
aaaagagaca acagcatgca tgcattggtc gcgcaccaga cca.cgcagag caccggatgc 420
tcgagacaaa gcaacacaa aagcaaggac gacacgtcaa aagcaacaca acaagcaagg 480
acggcacgtc aaaagcaaca caaacctaaa ctaaagcaca aagacgtaag agcaagcaca 540
caatcagcag gctataaaca gttgtcatca aaaacaacgc tggaagagag agagaaggaa 600
```

ggaagtagta	gccatgaaaa	attaaatcac	cgggcggttg	tctttgcccc	acaattaatc	660
aagcaggata	cgtggcatgt	atagttcttg	taagtaaact	aagcatgtga	tatgagaagg	720
tacgtggtgg	tgacagacaac	ggcggctcgc	ggaaggtggg	cgcggaggcg	gagctggagc	780
agtgggtgac	gagcctgccg	tcgctgacga	cgggggagtc	caagttcggc	ctcaccttcg	840
actgggaggt	ggagaagctc	ggggtgcccg	gcgccatcgt	cgtcaacaac	taccacagct	900
ccgagttcct	gcttaaaacc	atcacccctc	acgacgtccc	cggccgcagc	ggcaacctca	960
ccttcgtcgc	caactcatgg	atctaccccc	ccgccaaacta	ccgatacagc	cgcgtcttct	1020
tcgccaacga	cgtgcgtgga	ttttcctcta	ctttcctctc	ctttcatatt	caccgccttc	1080
gtcattcatg	gtcgatcatt	aagtcttgcc	aggacaatag	atgatgagct	aggagtgggt	1140
accacttagc	agtacgtaca	ttattttatt	cgtgtttgga	gaaaaggata	tggtttggtg	1200
cagatcgaca	caagattgaa	tgaaagttgc	accgtggcac	cgtggcagcg	tggtaggtga	1260
aaataactgt	tgacacggatc	caccacatg	attgttttca	tgaataaact	ttttaaggat	1320
gtgtctagcc	acatctagat	gcattgtcaca	taattattgc	ataccaaaac	gattaaatta	1380
agcataaaaa	gaaaaggaaa	aaaatactca	catactctga	cgtaagatca	atgatatagt	1440
atttagatat	gcaatattta	tcttacatct	aaacctttct	tcattcctaa	atataagaca	1500
tttgtaagat	ttcactatgg	acaacatacg	aaacaaaatc	agtggatctc	tctatgcatt	1560
cattatgtag	tctataataa	aatcttttaa	agatcgtata	ttttgcaacg	gagggagtaa	1620
aacataactt	tttaatatga	atgttgacag	gctccacact	cgcagacgta	cctgccgagc	1680
cagatgccgg	cggcgctgaa	gccgtaccgc	gacgacgagc	tccggaacct	gcgtggcgac	1740
gaccagcagg	gcccgtagca	ggagcacgac	cgcactctac	gctacgacgt	ctacaacgac	1800
ctcggcgagg	gccgccccat	cctcggcggc	aactccgacc	acccttacct	gcgcgcgggc	1860
cgcacggagc	gcaagcccaa	cgcacgagc	ccgagcctgg	agagccggct	gtcgtgctg	1920
gagcagatct	acgtgcccg	ggacgagaag	ttcggccacc	tcaagacgtc	cgaacttctg	1980
ggctactcca	tcaaggccat	caagcagggc	atcctgccgg	ccgtgcgcac	ctacgtggac	2040
accacccccg	gcgagttcga	ctccttccag	gacatcatca	acctctatga	gggcggcatc	2100
aagctgcccc	aggtggccgc	cctggaggag	ctccgtaagc	agttcccgtc	ccagctcatc	2160
aaggacctcc	tccccgtcgg	cggcgactcc	ctgcttaagc	tccccgtgcc	ccacatcatc	2220
caggagaaca	agcaggcggtg	gaggaccgac	gaggagttcg	cacgggaggt	gctcgccggc	2280
gtcaaccccg	tcatgatcac	gcgtctcacg	atgagtcagc	gattatttgt	tcattgtgtg	2340
tgtatggtgt	ccatgggtgag	aaagtgcaga	tcttgatttg	cgttgggtcg	catgcacgca	2400
tgctgcatgc	atgcaggagt	tcccgccaaa	aagtagtctg	gacctagca	agtttggtga	2460
ccacaccagc	accatcacgg	cggagcacat	agagaagaac	ctcgagggcc	tcacggtgca	2520
gcaggtaatt	ggtccaagcc	atcgacatca	actatgattt	acctaggagt	aattggtagc	2580
tgtagataat	ttggcttcgt	tgcaattaat	ttgatgctgg	ccgatcaagt	gatcgatttg	2640
ggtttgaaat	ttgcaggcgc	tggaaagcaa	caggctgtac	atccttgatc	accatgaccg	2700
gttcatgccg	ttcctgatcg	acgtcaacaa	cctgcccggc	aacttcatct	acgccacgag	2760
gacctcttct	ttcctgcgcg	gcgacggcag	gctcacgccg	ctcgccatcg	agctgagcga	2820
gcccatcatc	cagggcgggc	ttaccacggc	caagagcaag	gtttacacgc	cgggtgcccg	2880
cggctccgtc	gaaggctggg	tgtgggagct	cgccaaggcc	tacgtcgccg	tcaatgactc	2940

```

cgggtggcac cagctcgta gccactggta cgttctccac ggtcgatgtg attcagtc ag 3000
tcgatgcaca acaactgatc gaaatatgat tgattgaaac gcgcaggctg aacactca cg 3060
cggatgatgga gccgttcgtg atctcgacga accggcacct tagcgtgacg cacccggt gc 3120
acaagctgct gagcccgcac taccgcgaca ccatgaccat caacgcgctg gcgcggca ga 3180
cgctcatcaa cgccggcggc atcttcgaga tgacgggtgtt cccgggcaag ttcgcggt gg 3240
ggatgtcggc cgtggtgtac aaggactgga agttcaccga gcagggactg ccggacga tc 3300
tcatcaagag gtacgtacct ggtaaattgt atgaatgtgt aaaacaaatt gggcgctc cg 3360
ctcactgaca ggaacgtggt aaaaaaatg caggggcatg gcggtggagg acccgctc gag 3420
cccgtacaag gtgcggttgc tgggtgcgga ctacccgta cgcggcgacg ggctggcgat 3480
ctggcacgcc attgagcagt acgtgagcga gtacctggcc atctactacc cgaacga cgg 3540
cgtgctgcag ggcgatacgg aggtgcaggc gtggtggaag gagacgcgcg aggtcggg ca 3600
cggcgacctc aaggacgcc catggtggcc caagatgcaa agtgtgccgg agctggcc aa 3660
ggcgtgcacc accatcatct ggatcgggtc ggcgctgcat gcggcagtc aactcggg ca 3720
gtacccttac gcgggggttc tcccgaaccg gccgacggtg agccggcgcc gcatgccg ga 3780
gcccggcacg gaggagtacg cggagctgga gcgcgacccg gagcgggcct tcatccac ac 3840
catcacgagc cagatccaga ccatcatcgg cgtgtcgctg ctggaggtgc tgtcgaag ca 3900
ctcctccgac gagctgtacc tcgggcagcg ggacacgccg gagtggacct cggacccaaa 3960
ggccctggag gtgttcaagc ggttcagcga ccggtcgtg gagatcgaga gcaaggtggt 4020
gggcatgaac catgaccgg agctcaagaa ccgcaacggc ccggctaagt ttccctac at 4080
gctgctctac cccaacacct ccgaccacaa gggcgccgct gccgggctta ccgccaagg 4140
catccccaac agcatctcca tctaa 4165

```

<212> Type : DNA

<211> Length : 4165

SequenceName : SEQ ID NO: 6

SequenceDescription : Barley genomic sequence of mutant A618, spanning the segment corresponding to the region between the start and stop codons of the gene encoding LOX-1 of cv. Neruda

Sequence

<213> OrganismName : Hordeum vulgare cv. Neruda

<400> PreSequenceString :

```

MLLGGLIDTL TGANKSARLK GTVVLMRKNV LDLNDFGATI IDGIGEF LGK GVTQQLISST 60
AVDQDNNGRG KVGAEAELEQ WVTSLPSLT T GESKFGLTFD WEVEKLG VPG AIVVMNYHSS 120
EFLKLTITLH DVPGRSGNLT FVANSWIYPA ANYRYSRVFF ANDTYLPSQM PAALKPYRDD 180
ELRNLRGDDQ QGPYQEHDR I YRYDVYNDLG EGRPILGNS DHPYPRRGRT ERKPNASDPS 240
LESRLSLLEQ IYVPRDEKFG HLKTSDFLG Y SIKAITQGIL PAVRTYVDTT PGFDSFQDI 300
INLYEGGIKL PKVAAL EELR KQFPLQLIKD LLPVGDSL L KLPVPHIQE NKQAWRTDEE 360
FAREVLAGVN PVMITRLTEF PPKSSLDPSK FGDHTSTITA EHIEKNLEGL TVQQALESNR 420

```

LYILDHHRDF MPFLIDVNNL PGNFIYATRT LFFLRGDGRL TPLAIELSEP IIQGGLTTAK	480
SKVYTPVPSG SVEGWVWELA KAYVAVND SG WHQLVSHWLN THAVMEPFVI STNRHLSVTH	540
PVHKLLSPHY RDTMTINALA RQTLINAGGI FEMTVFPGKF ALGMSAVVYK DWKFTEQGLP	600
DDLIKRGMAV EDPSSPYKVR LLVSDYPYAA DGLAIWHAIE QYVSEYLAIY YPNDGVLQGD	660
TEVQAWWKET REVGHGDLKD APWWPKMQSV PELAKACTTI IWIGSALHAA VNFGQYPYAG	720
FLPNRPTVSR RRMPEPGTEE YAELEDPER AFIHTITSQI QTIIGVSLLE VLSKHSSDEL	780
YLGQRDTP EW TSDPKALEVF KRFSRLVEI ESKVVG MNHD PELKNRNGPA KFPYMLLYPN	840
TSDHKGAAAG LTAKGIPNSI SI	862

<212> Type : PRT

<211> Length : 862

SequenceName : SEQ ID NO: 7

SequenceDescription : Protein sequence of full-length

LOX-1 protein of cv. Neruda

Sequence

<213> OrganismName : Hordeum vulgare mutant A618

<400> PreSequenceString :

MLLGGLIDTL TGANKSARLK GTVVLMRKNV LDLNDFGATI IDGIGEF LGK GVTCQLISST	60
AVDQDN GGRG KVGAEAELEQ WVTSLPSLTT GESKFGLTFD WEVEKLGVP G AIVVNNYHSS	120
EFL LKTITLH DVPGRSGNLT FVAN SWIYPA ANYRYSRVFF ANDTYLPSQM PAALKPYRDD	180
ELRNLRGDDQ QGPYQEH DRI YRYDVYNDLG EGRPILGGNS DHPYPRRGRT ERKPNASDPS	240
LESRLSLLEQ IYVPRDEKFG HLKTSDF LGY SIKAITQGIL PAVRTYVDTT PGEFDSFQDI	300
INLYEGGIKL PKVAAL EELR KQFPLQLIKD LLPVGGSLL KLPVPHIIQE NKQAWRTDEE	360
FAREVLAGVN PVMITRLTMS QRLFVHCVC M VSMVRKCRS	399

<212> Type : PRT

<211> Length : 399

SequenceName : SEQ ID NO: 8

SequenceDescription : Protein sequence of inactive,
truncated LOX-1 of mutant A618

Sequence

<213> OrganismName : Oligonucleotide

<400> PreSequenceString :

gaaagcgagg agaggaggcc aagaacaa

28

<212> Type : DNA

<211> Length : 28

SequenceName : SEQ ID NO: 9

SequenceDescription : Oligonucleotide primer used for PCR
amplification (sense primer)

Sequence

<213> OrganismName : Oligonucleotide

<400> PreSequenceString :

ttattcatcc atggttgccg atggcttaga

30

<212> Type : DNA

<211> Length : 30

SequenceName : SEQ ID NO: 10

SequenceDescription : Oligonucleotide primer used for PCR
amplification (antisense primer)

Sequence

<213> OrganismName : Oligonucleotide

<400> PreSequenceString :

agggactgcc ggacgatctc a

21

<212> Type : DNA

<211> Length : 21

SequenceName : SEQ ID NO: 11

SequenceDescription : Oligonucleotide primer used for PCR
amplification (sense primer)

Sequence

<213> OrganismName : Oligonucleotide

<400> PreSequenceString :

gccagctccg gcacactt

18

<212> Type : DNA

<211> Length : 18

SequenceName : SEQ ID NO: 12

SequenceDescription : Oligonucleotide primer used for PCR
amplification (antisense primer)

Sequence

<213> OrganismName : Oligonucleotide

<400> PreSequenceString :
caaggtgcgg ttgctggtgt c 21
<212> Type : DNA
<211> Length : 21
SequenceName : SEQ ID NO: 13
SequenceDescription : Oligonucleotide primer used for PCR
amplification (sense primer)

Sequence

<213> OrganismName : Oligonucleotide
<400> PreSequenceString :
ctcgcgcgctc tccttccac 19
<212> Type : DNA
<211> Length : 19
SequenceName : SEQ ID NO: 14
SequenceDescription : Oligonucleotide primer used for PCR
amplification (antisense primer) Sequence

<213> OrganismName : Oligonucleotide
<400> PreSequenceString :
ctcgcgcgctc tccttccat 19
<212> Type : DNA
<211> Length : 19
SequenceName : SEQ ID NO: 15
SequenceDescription : Oligonucleotide primer used for PCR
amplification (antisense primer)

Sequence

<213> OrganismName : Oligonucleotide
<400> PreSequenceString :
tacgtgccgc gggacgagaa g 21
<212> Type : DNA
<211> Length : 21
SequenceName : SEQ ID NO: 16
SequenceDescription : Oligonucleotide primer used for PCR
amplification (sense primer)

Sequence

<213> OrganismName : Oligonucleotide

<400> PreSequenceString :

tgatcatgac cgggttgacg t

21

<212> Type : DNA

<211> Length : 21

SequenceName : SEQ ID NO: 17

SequenceDescription : Oligonucleotide primer used for PCR
amplification (antisense primer)

Sequence

<213> OrganismName : Oligonucleotide

<400> PreSequenceString :

catatgctgc tgggagggct g

21

<212> Type : DNA

<211> Length : 21

SequenceName : SEQ ID NO: 18

SequenceDescription : Oligonucleotide primer used for PCR
amplification (sense primer)

Sequence

<213> OrganismName : Oligonucleotide

<400> PreSequenceString :

gaattcttag atggagatgc tgttggg

27

<212> Type : DNA

<211> Length : 27

SequenceName : SEQ ID NO: 19

SequenceDescription : Oligonucleotide primer used for PCR
amplification (antisense primer)

Sequence

<213> OrganismName : Oligonucleotide

<400> PreSequenceString :

ctacccgtac gcggcggacg ggct

24

<212> Type : DNA

<211> Length : 24

SequenceName : SEQ ID NO: 20

SequenceDescription : Oligonucleotide primer used for PCR
amplification (sense primer)

Sequence

<213> OrganismName : Oligonucleotide

<400> PreSequenceString :

tcctgaattc acgcctgcac ctccgtatcg c

31

<212> Type : DNA

<211> Length : 31

SequenceName : SEQ ID NO: 21

SequenceDescription : Oligonucleotide primer used for PCR
amplification (antisense primer)