



US00D479804S

(12) **United States Design Patent** (10) **Patent No.:** **US D479,804 S**
Wolpert et al. (45) **Date of Patent:** **** Sep. 23, 2003**

(54) **BOTTLE**
(75) Inventors: **Christopher J. Wolpert**, Scottsdale, AZ (US); **Mark Kinder**, Scottsdale, AZ (US); **James Humphreys**, Chandler, AZ (US)

(73) Assignee: **The Dial Corporation**, Scottsdale, AZ (US)

(**) Term: **14 Years**

(21) Appl. No.: **29/152,705**

(22) Filed: **Dec. 20, 2001**

(51) **LOC (7) Cl.** **09-01**

(52) **U.S. Cl.** **D9/574; D9/516; D9/522**

(58) **Field of Search** D9/506-507, 508, D9/511, 516, 522, 544, 549, 551, 557, 564, 570, 571, 572, 575, 545, 574, 554; D23/363, 366; 215/381-384, 396, 398, 400

(56) **References Cited**

U.S. PATENT DOCUMENTS

D54,463 S	*	2/1920	Scott	D9/508
D69,486 S	*	2/1926	Braun	D9/545
D86,724 S	*	4/1932	Joseph	D9/529
D88,067 S	*	10/1932	Bergaud	D9/544
D89,632 S	*	4/1933	Fabrice	D9/522
D93,063 S	*	8/1934	Westlake	D9/338
D118,381 S	*	1/1940	McIntosh	D9/562
D212,525 S	*	10/1968	Kneapler	D9/519
D284,352 S	*	6/1986	Thompson	D9/520
D362,624 S	*	9/1995	Vignot	D9/520
D386,974 S	*	12/1997	Wefler	D9/569
D422,507 S	*	4/2000	Luzzi et al.	D9/544

D433,744 S	*	11/2000	Basaganas	D23/366
D437,636 S	*	2/2001	Basaganas	D23/366
D439,319 S	*	3/2001	Wolpert	D23/363
D449,101 S	*	10/2001	Wolpert et al.	D23/366
D453,110 S	*	1/2002	Bulsink	D9/522

OTHER PUBLICATIONS

Hecht's Gifts Especially for You, Holiday Gifts, "Parfumes Joop!", Printed by Hecht Co., VA, lower right of page.*
Commercial Perfume Bottles, by Jacquelyn Y. Jones-North, Schiffer Pub. Co., Ltd, PA, ©1987, # 361, p. 123, bottom right of page.*
Commercial Perfume Bottles, by Jacquelyn Y. Jones-North, Schiffer Pub. Co., Ltd, PA, ©1987, #538, p. 159, Elizabeth Arden launch of "My Love", 1949, left side of page.*

* cited by examiner

Primary Examiner—Ted Shooman
Assistant Examiner—Carol Rademaker
(74) *Attorney, Agent, or Firm*—Snell & Wilmer LLP

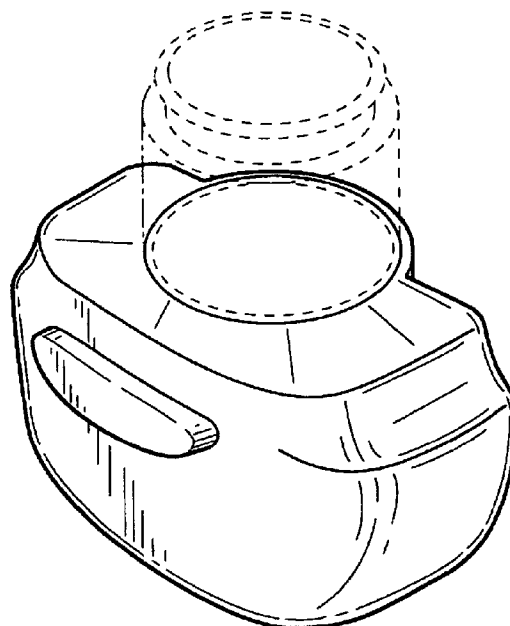
(57) **CLAIM**

The ornamental design for the bottle, as shown.

DESCRIPTION

FIG. 1 is a perspective view of a bottle showing our new design;
FIG. 2 is a front view of the bottle of FIG. 1;
FIG. 3 is a back view of the bottle of FIG. 1;
FIG. 4 is a right side view of the bottle of FIG. 1;
FIG. 5 is a left side view of the bottle of FIG. 1;
FIG. 6 is a top view of the bottle of FIG. 1; and,
FIG. 7 is a bottom view of the bottle of FIG. 1.
The broken line showing in FIGS. 1-7 is for illustrative purposes only and forms no part of the claimed design.

1 Claim, 4 Drawing Sheets



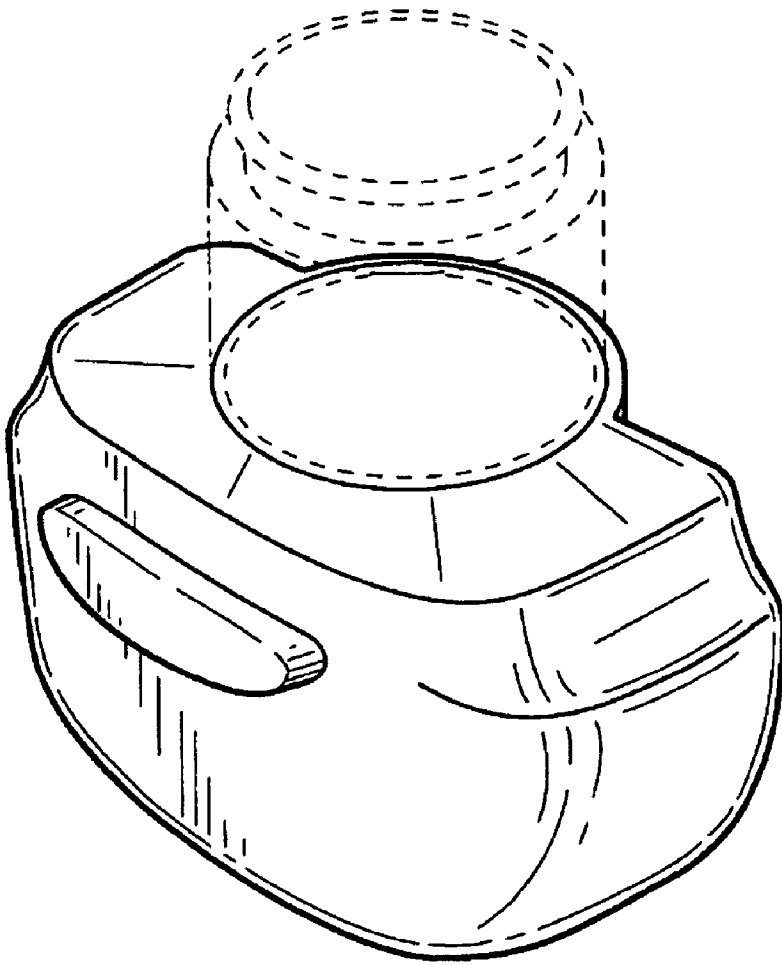


FIG. 1

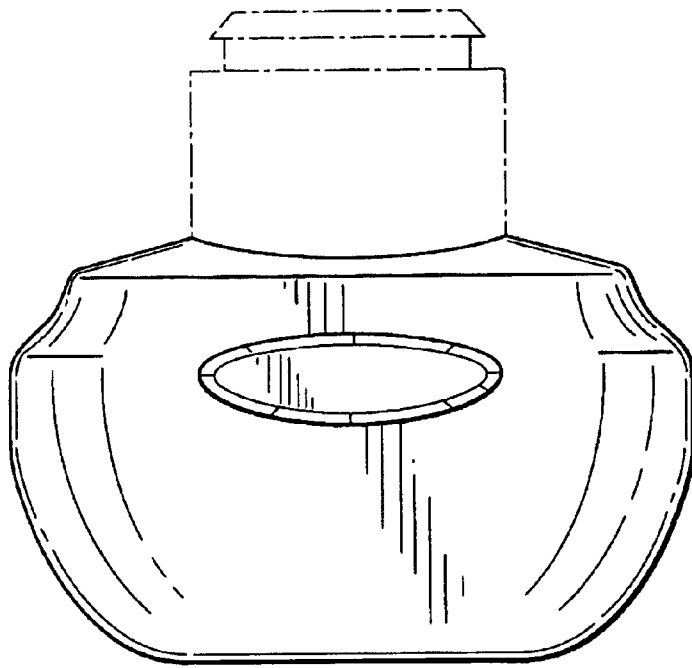


FIG. 2

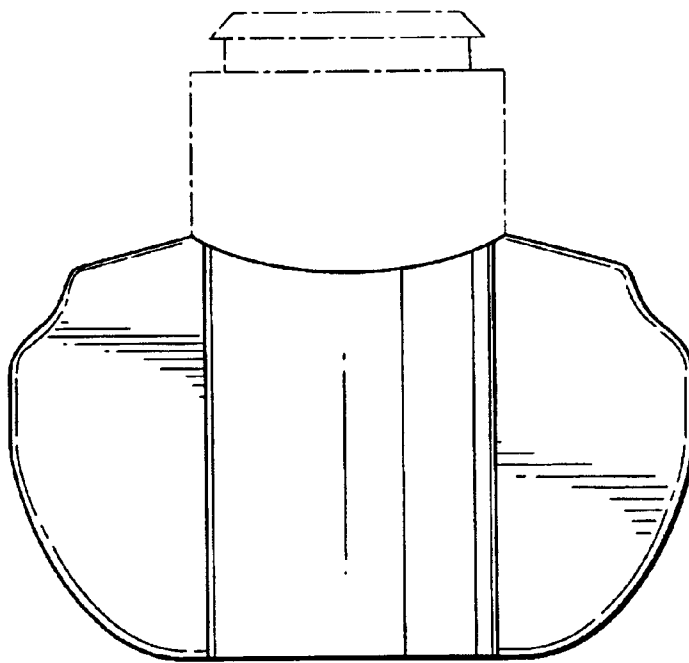


FIG. 3




FIG. 4




FIG. 5

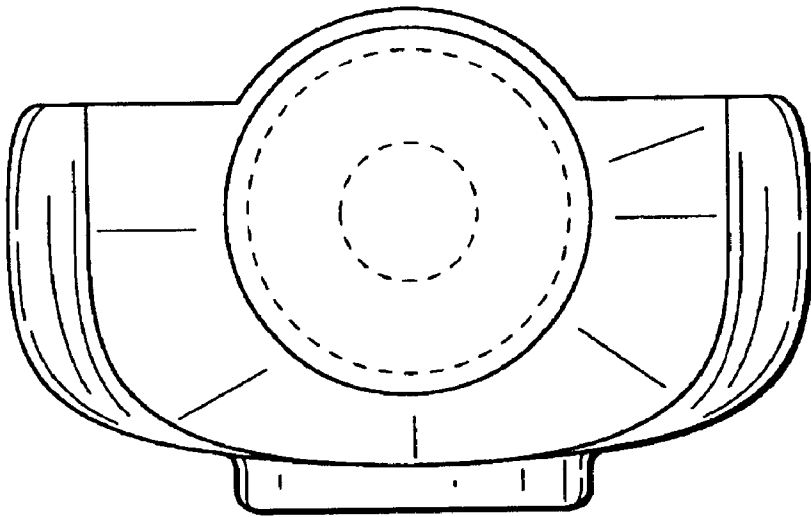


FIG. 6

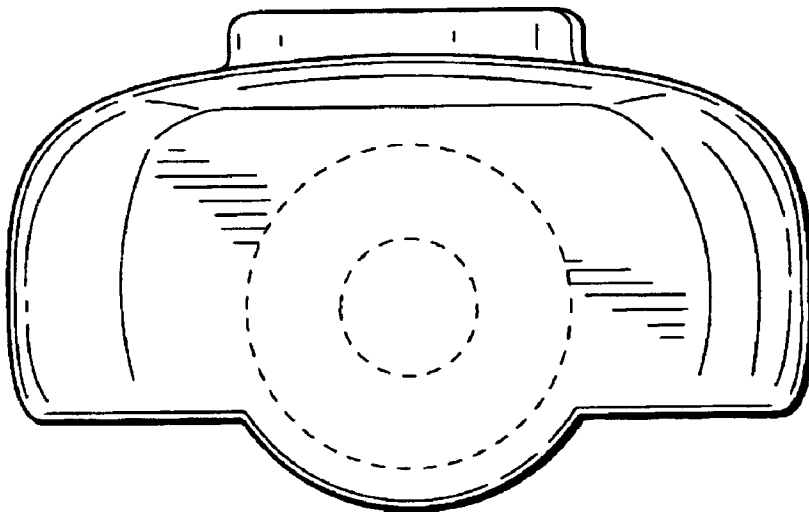


FIG. 7