



US00D413706S

United States Patent [19]
Seissler

[11] **Patent Number: Des. 413,706**
[45] **Date of Patent: ** Sep. 14, 1999**

[54] **COLLAR EXPANDER**
[75] Inventor: **Walter Seissler**, Nordleda, Germany
[73] Assignee: **Inchmasters Enterprise Inc.**, Maulden, S.C.
[**] Term: **14 Years**
[21] Appl. No.: **29/087,469**
[22] Filed: **May 4, 1998**

2,229,656 1/1941 Josephs 2/144 X
3,257,676 6/1966 Witt et al. 12/128 R
3,756,096 9/1973 Bolden D8/71
4,435,880 3/1984 Gardner 24/66.3

Primary Examiner—Paula A. Mortimer

[51] **LOC (6) Cl.** **02-05**
[52] **U.S. Cl.** **D2/609**
[58] **Field of Search** D2/600, 602, 609,
D2/641, 642, 999; 2/144, 145, 156; 24/66.3,
66.13, 564, 900.1; D8/71, 349; 12/128 R

[57] **CLAIM**

I claim the ornamental design for a collar expander, as shown

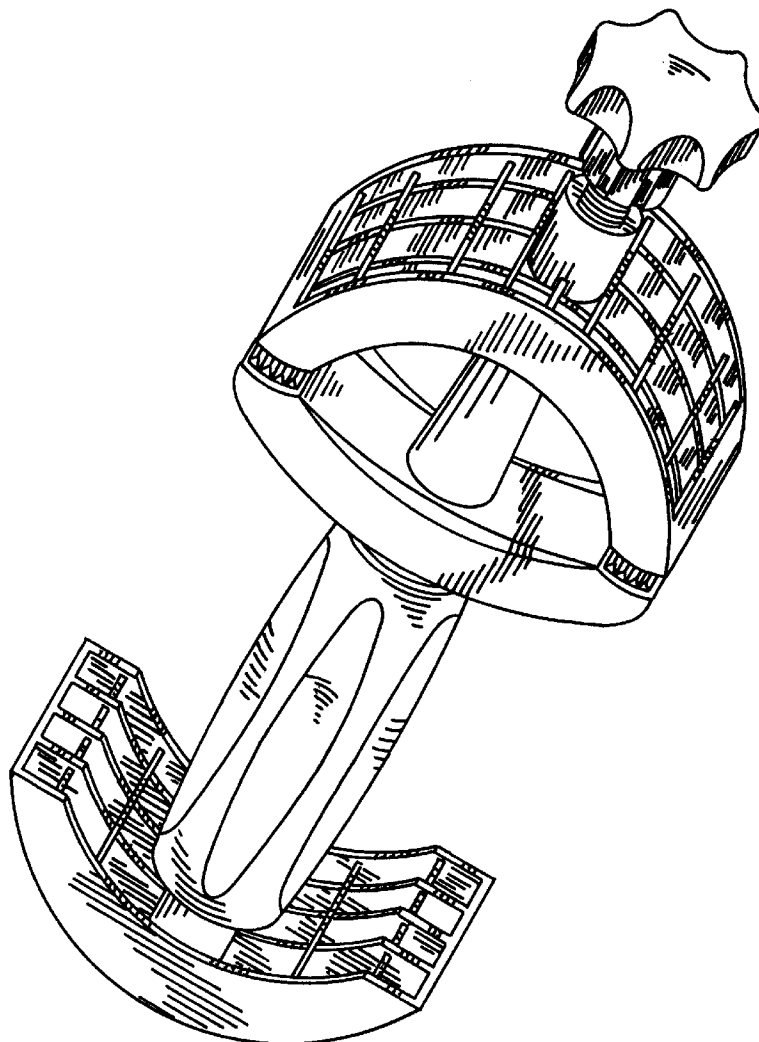
DESCRIPTION

FIG. 1 is a front perspective view of a collar expander showing my new design;
FIG. 2 is a top plan view thereof;
FIG. 3 is a left side elevational view thereof;
FIG. 4 is a front elevational view thereof;
FIG. 5 is a rear elevational view thereof;
FIG. 6 is a right side elevational view thereof; and,
FIG. 7 is a bottom plan view thereof.

[56] **References Cited**
U.S. PATENT DOCUMENTS

D. 317,394 6/1991 Goldstein D8/71
1,397,431 11/1921 Litchfeld 2/156

1 Claim, 3 Drawing Sheets



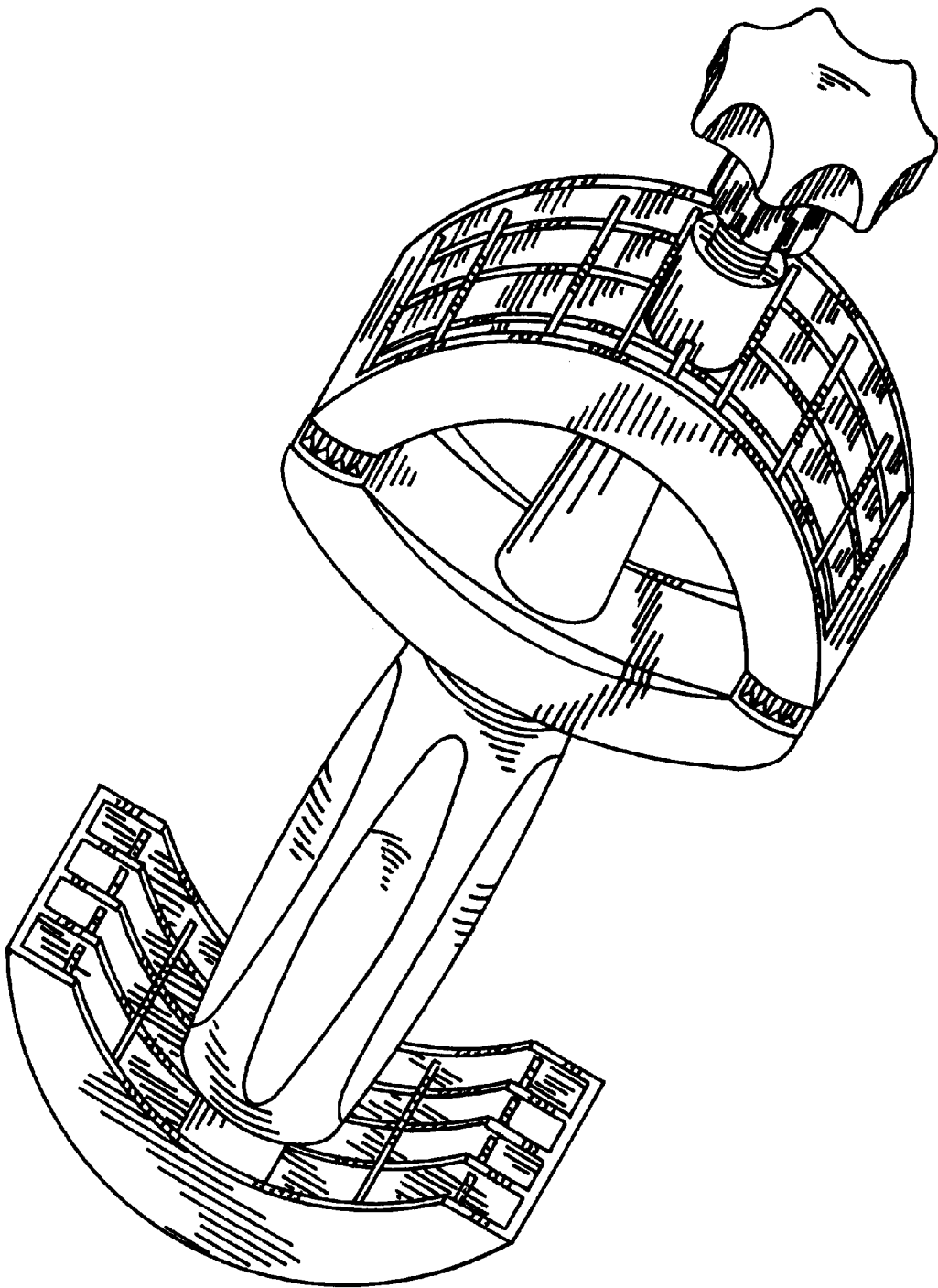


FIG. 1

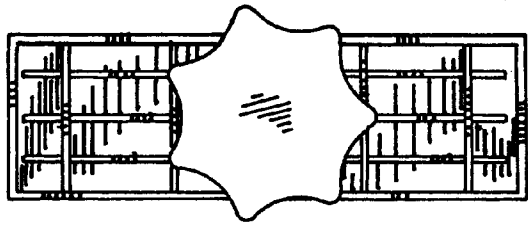


FIG. 2

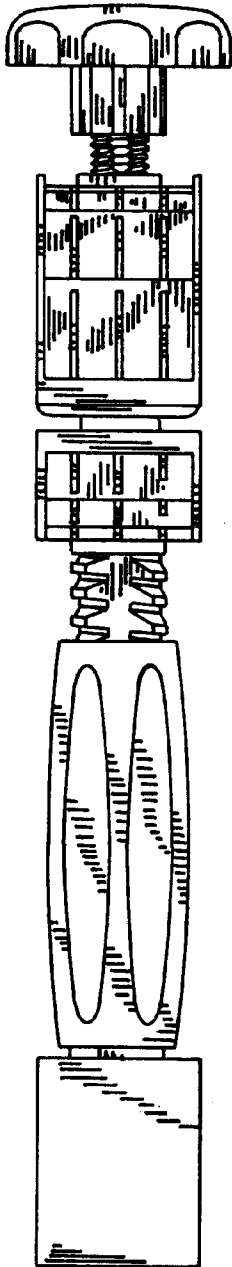


FIG. 3

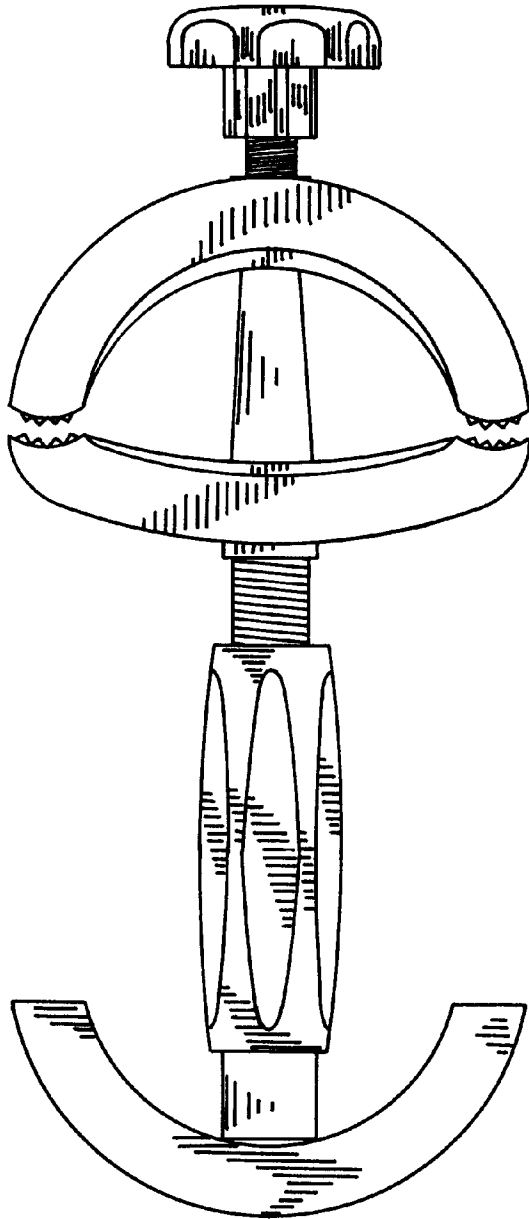


FIG. 4

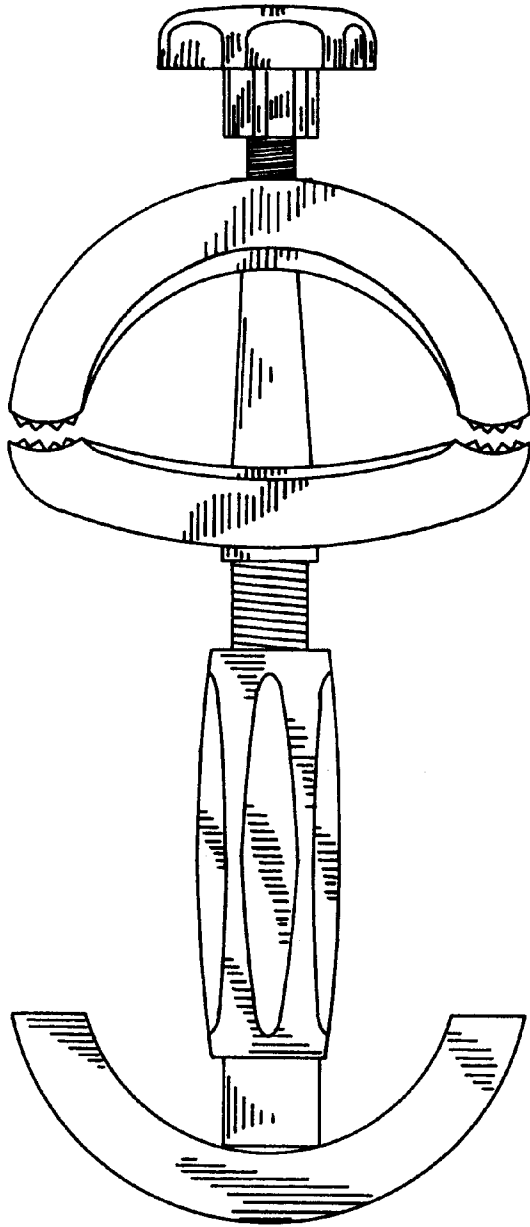


FIG. 5

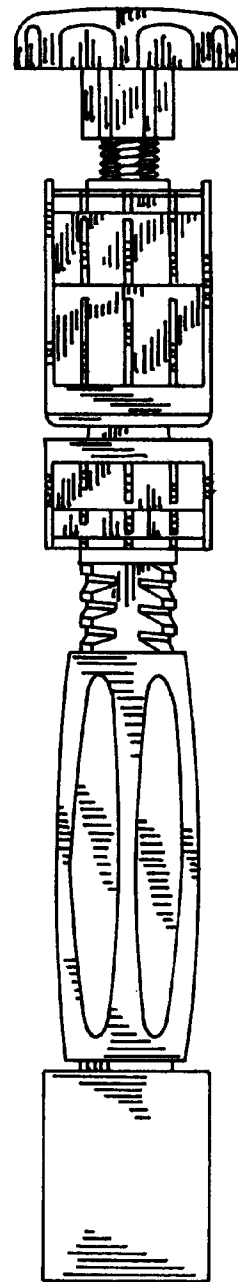


FIG. 6




FIG. 7