



US00D605366S

(12) **United States Design Patent**
Westerman et al.

(10) **Patent No.:** **US D605,366 S**

(45) **Date of Patent:** **** Dec. 1, 2009**

(54) **SHIELD HOLDER**

(75) Inventors: **Richard C. Westerman**, Peoria, AZ
(US); **Nathan S. Rogers**, Phoenix, AZ
(US)

(73) Assignee: **Fire Fronts, LLC (AZ Limited Liability Co.)**, Peoria, AZ (US)

(**) Term: **14 Years**

(21) Appl. No.: **29/292,436**

(22) Filed: **Oct. 10, 2007**

(51) **LOC (9) Cl.** **09-02**

(52) **U.S. Cl.** **D29/122**

(58) **Field of Classification Search** D29/102-107,
D29/122; 2/410-412, 414, 416-425, 5, 6.2,
2/6.6-6.8, 452, DIG. 11, 8.1, 9, 10; 128/201.22,
128/207.17; D26/51; 362/105-107; D8/349,
D8/354; 248/300; 24/455; 40/329, 661.08
See application file for complete search history.

(56) **References Cited**

U.S. PATENT DOCUMENTS

407,209	A	*	7/1889	Hopkins	2/5
1,575,251	A	*	3/1926	Cairns	2/5
1,889,537	A		11/1932	Cairns		
4,734,939	A	*	4/1988	Copp	2/6.2
5,867,874	A	*	2/1999	Simpson	24/336
D409,078	S	*	5/1999	Bolt	D8/354
D437,282	S	*	2/2001	Joll	D12/223
D474,958	S	*	5/2003	Perdue	D8/349
D481,303	S	*	10/2003	Fell et al.	D8/395

6,751,810	B1	*	6/2004	Prendergast	2/422
D548,051	S	*	8/2007	Ruppert et al.	D8/354
D576,472	S	*	9/2008	Gaiardo	D8/354
2006/0021117	A1	*	2/2006	Madonia	2/422
2008/0172776	A1	*	7/2008	Webster	2/422

* cited by examiner

Primary Examiner—Ruth McInroy

(74) *Attorney, Agent, or Firm*—Gregory J. Nelson

(57) **CLAIM**

We claim the ornamental design for a shield holder, as shown and described.

DESCRIPTION

FIG. 1 is a perspective view of a shield holder showing our new design;

FIG. 2 is a top plan view thereof;

FIG. 3 is a right side view thereof, the left side being a mirror image;

FIG. 4 is a front view thereof;

FIG. 5 is a rear view thereof;

FIG. 6 is a bottom view thereof;

FIG. 7 is a perspective view of a second embodiment thereof;

FIG. 8 is a top plan view of FIG. 7;

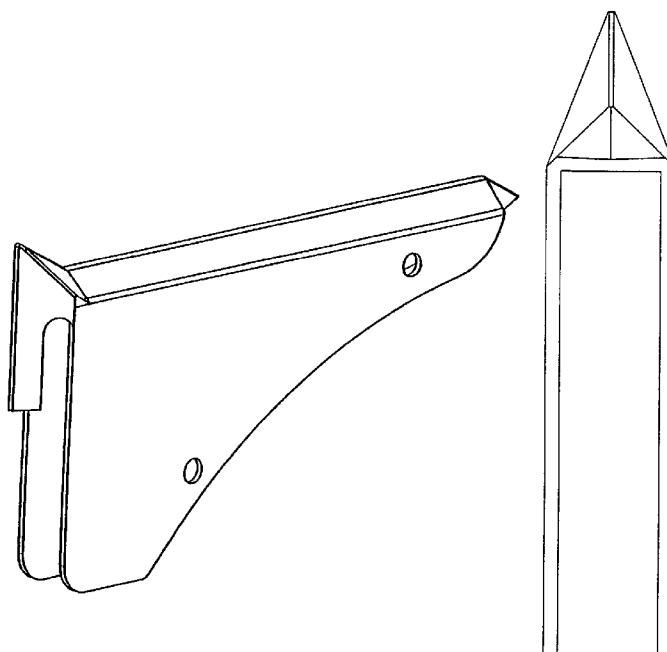
FIG. 9 is a right side view of FIG. 7;

FIG. 10 is a front view of FIG. 7;

FIG. 11 is a rear view of FIG. 7; and,

FIG. 12 is a bottom plan view of FIG. 7.

1 Claim, 12 Drawing Sheets



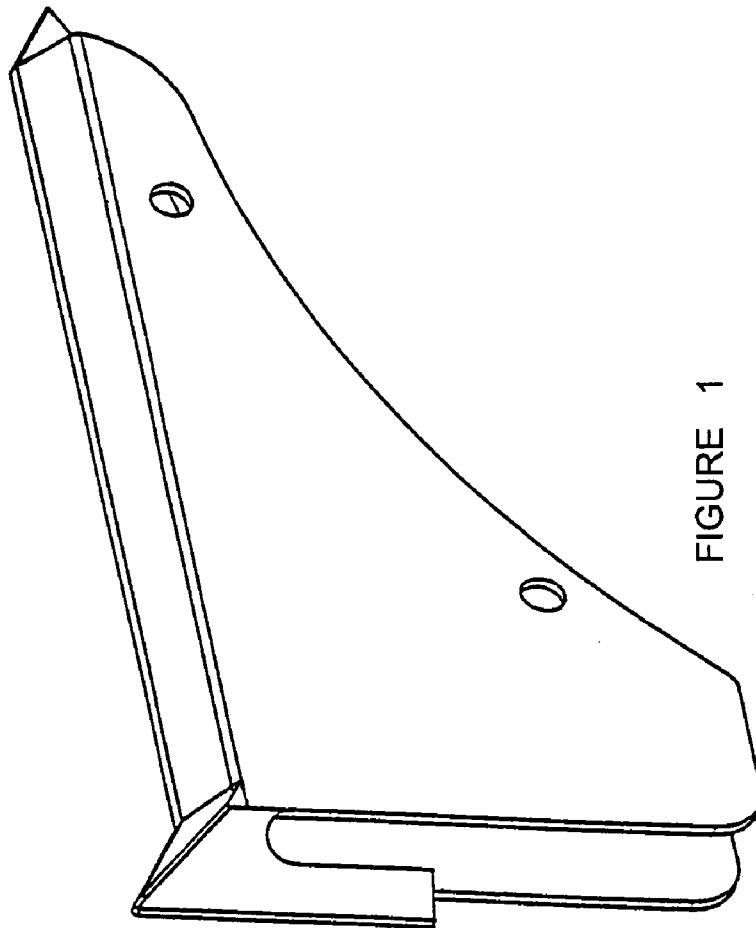


FIGURE 1




FIGURE 2

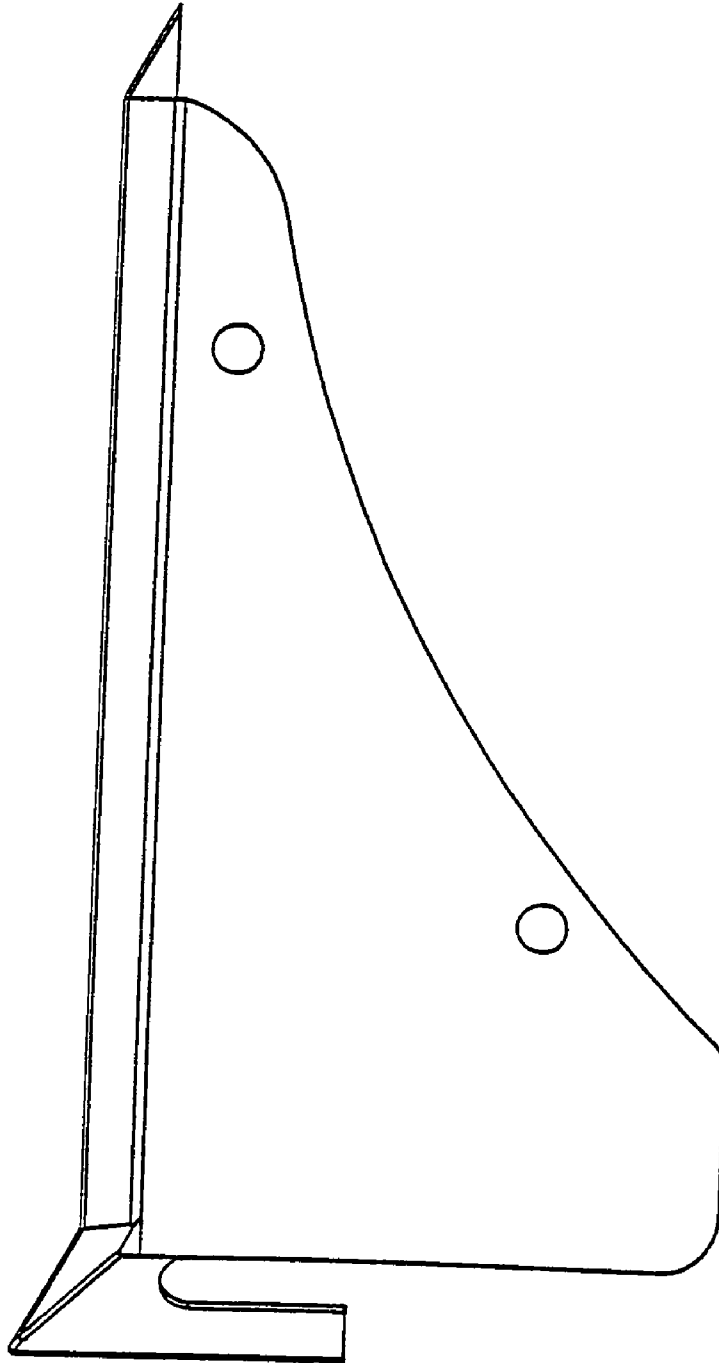


FIGURE 3

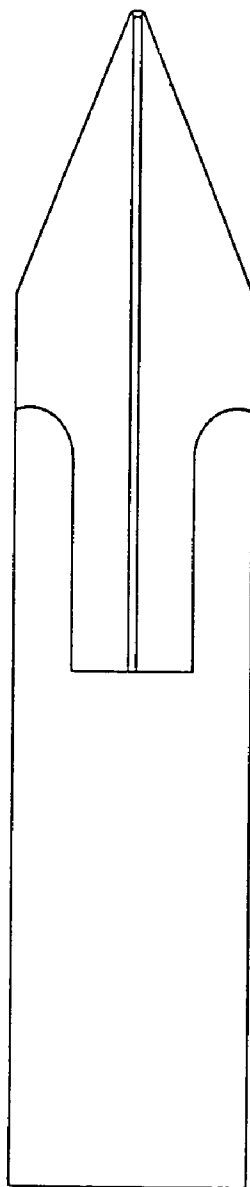


FIGURE 4




FIGURE 5

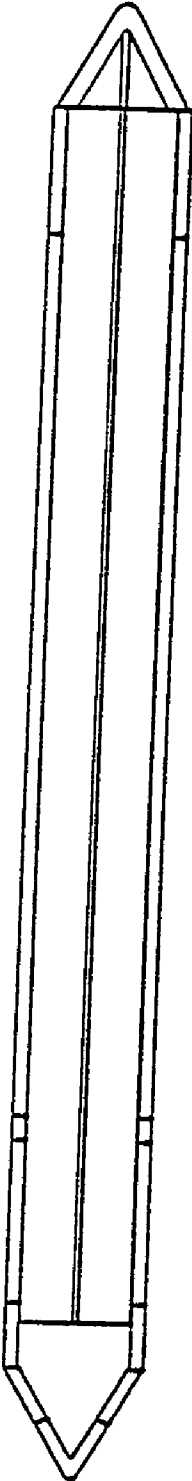


FIGURE 6

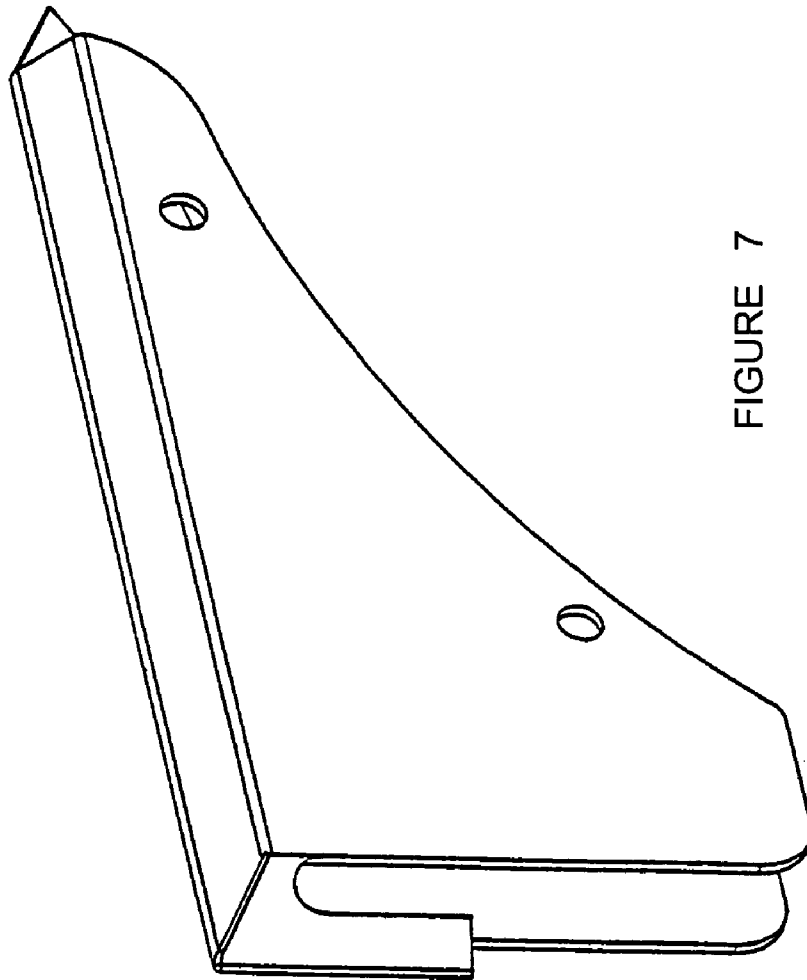


FIGURE 7



FIGURE 8

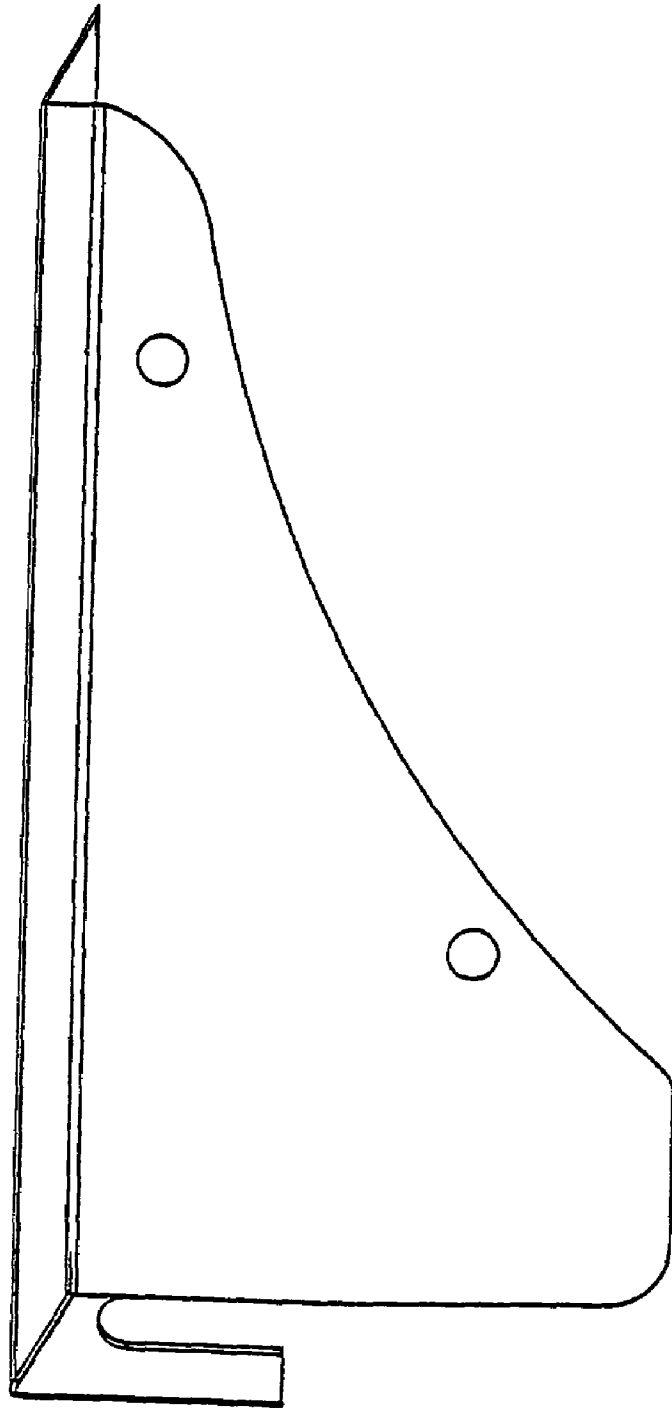


FIGURE 9

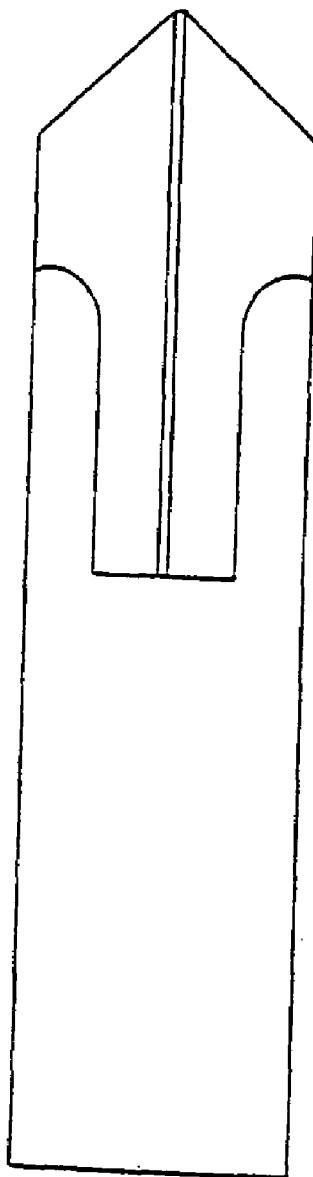


FIGURE 10

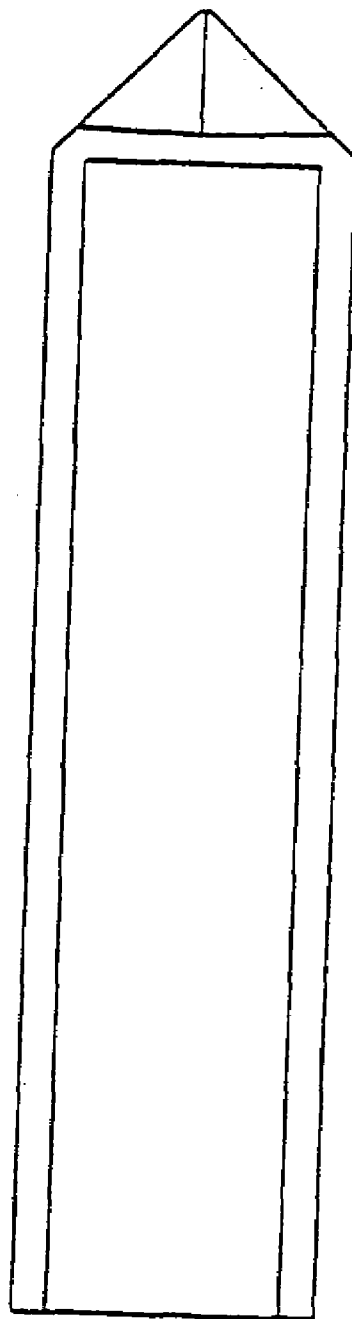


FIGURE 11

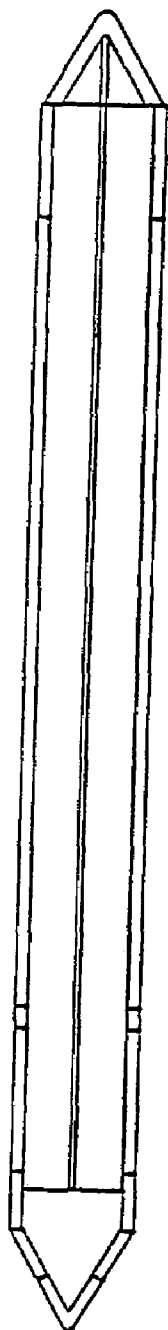


FIGURE 12