

[54] **COMBINED HAND-HELD SPRAYER AND SWIVEL-MOUNTED SPRINKLER NOZZLE**
 [76] **Inventor: Robert W. Hengesbach, 7886 Mentor Rd., Mentor, Ohio 44060**
 [**] **Term: 14 Years**
 [21] **Appl. No.: 224,251**
 [22] **Filed: Jul. 26, 1988**
 [52] **U.S. Cl. D23/213**
 [58] **Field of Search D23/213, 223-227; 406/152; 141/19; 239/8, 134, 337, 525-526, 532; 251/231; 294/25-26**

1040236 10/1978 Canada .

OTHER PUBLICATIONS

Tri-Con Catalog, "We Make the System" (Jan. 1977), p. 1, No. 230-Swivel Adaptor.
 Brochure, Tri-Con, Inc., 4 pages, dated 1/1/1977, entitled: We Make the System.
 Brochure, Spraying Systems Co., Catalog 27, pp. 75-79, 1978, entitled: Spray Nozzles and Accessories.
 Brochure, Spraying Systems Co., Bulletin 179F, 7 pages, 1971, entitled: Spray Nozzles, Spray Guns, Valves and Accessories.
 Brochure, Tri-Con, Inc., 4 pages, date unknown, entitled: The Tri-Con All Purpose Nozzle.
Primary Examiner—Wallace R. Burke
Assistant Examiner—Brian N. Vinson
Attorney, Agent, or Firm—David A. Burge

[56] **References Cited**
U.S. PATENT DOCUMENTS

D. 234,845	4/1975	Davis	D23/1
D. 270,368	8/1983	Grime	D23/1
D. 282,392	1/1986	Hengesbach	D23/226
D. 284,301	6/1986	Hengesbach	D23/226
D. 285,242	8/1986	Hengesbach	D23/226
D. 285,477	9/1986	Hengesbach	D23/226
D. 293,127	12/1987	Hengesbach	D23/226
2,072,555	3/1937	Hengesbach et al.	122/144
2,293,390	8/1942	Hengesbach	299/84
2,564,938	8/1951	Warren	285/95
2,657,098	10/1953	Strahman	299/131
2,783,092	2/1957	Gavin et al.	299/116
2,788,926	4/1957	Morrison	222/394
2,890,067	6/1959	Morin	285/166
3,037,710	6/1962	Kusznier	239/526
3,056,557	10/1962	Walberg	D23/223 X
3,116,882	1/1964	Vork	239/587
3,129,892	4/1964	Tillman	239/407
3,208,673	9/1965	Kautz	239/434
3,632,046	1/1972	Hengesbach	239/318
3,711,028	1/1973	Hengesbach	239/288.5
3,727,841	4/1973	Hengesbach	239/145
3,814,329	6/1974	Clark	239/426
4,035,004	7/1977	Hengesbach	285/166
4,449,696	5/1984	Hengesbach	251/231
4,473,328	9/1984	Hengesbach	406/152
4,515,310	5/1985	Hengesbach	239/8
4,531,675	7/1985	Muck	239/290
4,596,160	2/1986	Hengesbach	51/427

[57] **CLAIM**

The ornamental design for a combined hand-held sprayer and swivel-mounted sprinkler nozzle, as shown and described.

DESCRIPTION

FIG. 1 is a right side elevational view of a combined hand-held sprayer and swivel-mounted sprinkler nozzle showing my new design;
 FIG. 2 is a bottom plan view thereof;
 FIG. 3 is a top plan view thereof;
 FIG. 4 is a front end elevational view thereof;
 FIG. 5 is a rear end elevational view thereof;
 FIG. 6 is a right side elevational view thereof, with the handle portion thereof shown retained in an open position;
 FIG. 7 is a right side elevational view thereof, with the nozzle portion shown swiveled upward;
 FIG. 8 is a right side elevational view thereof, with the nozzle portion shown swiveled forward;
 FIG. 9 is a right side elevational view of a second embodiment thereof, with an elongate tubular portion being shown broken away to indicate indeterminate length;
 FIG. 10 is a bottom plan view of the embodiment of FIG. 9;

FOREIGN PATENT DOCUMENTS

1029422 4/1978 Canada .

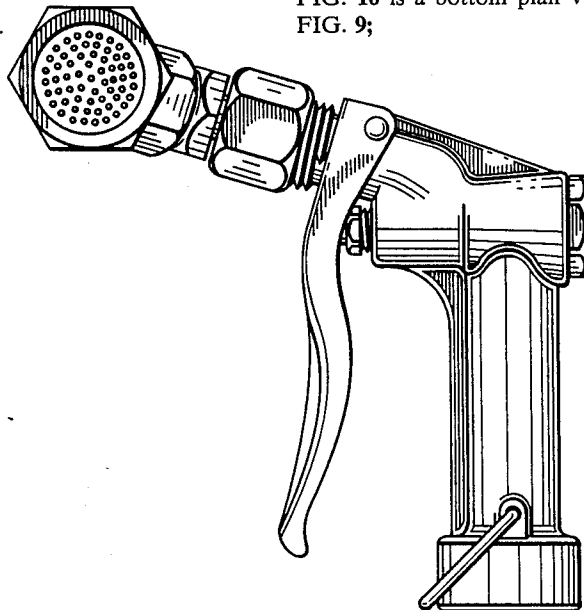


FIG. 11 is a top plan view of the embodiment of FIG. 9;

FIG. 12 is a front elevational view of the embodiment of FIG. 9;

FIG. 13 is a rear elevational view of the embodiment of FIG. 9;

FIG. 14 is a right side elevational view of a third embodiment thereof;

FIG. 15 is a top plan view of the embodiment of FIG. 14;

FIG. 16 is a right side elevational view of a fourth embodiment thereof;

FIG. 17 is a top plan view of the embodiment of FIG. 16;

FIG. 18 is a right side elevational view of a fifth embodiment thereof; and,

FIG. 19 is a top plan view of the embodiment of FIG. 18.

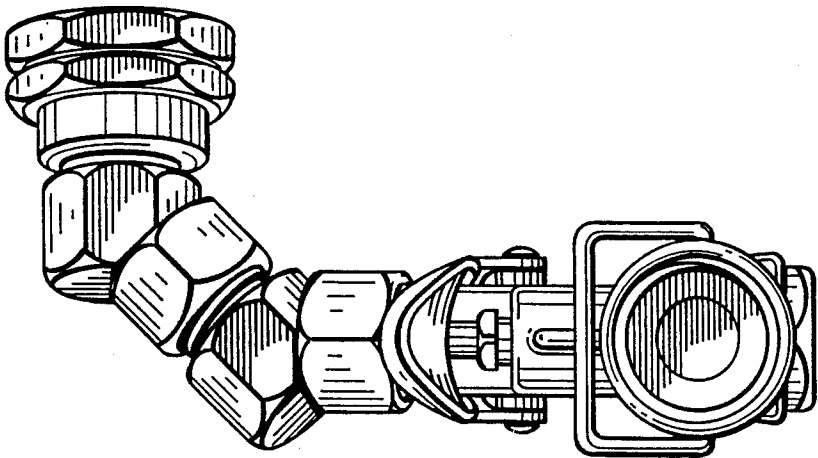


FIG. 2

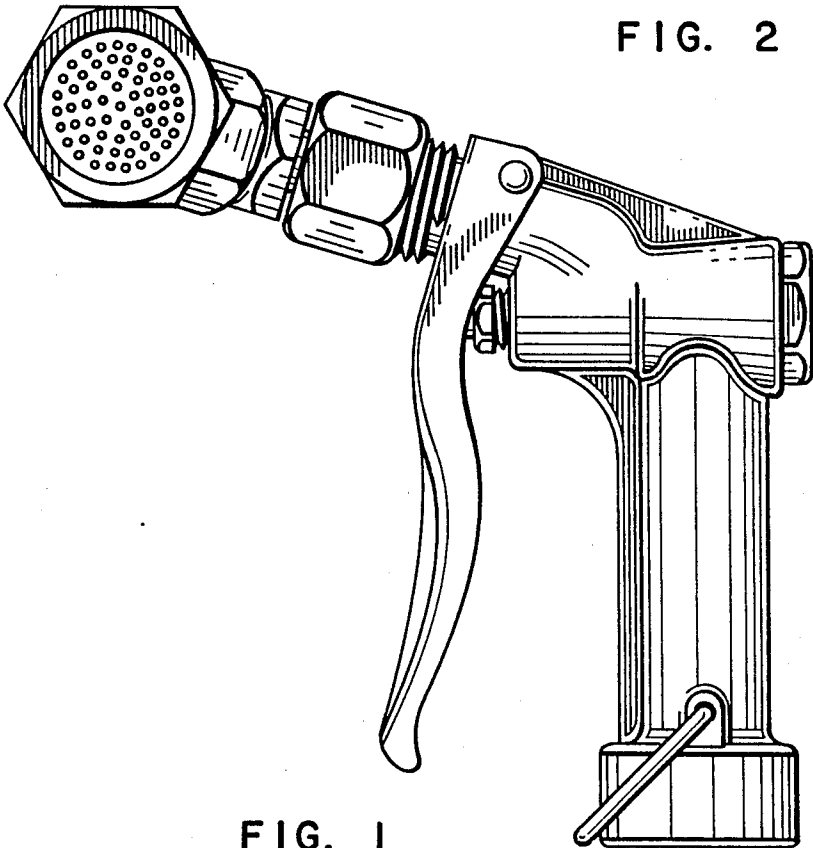


FIG. 1

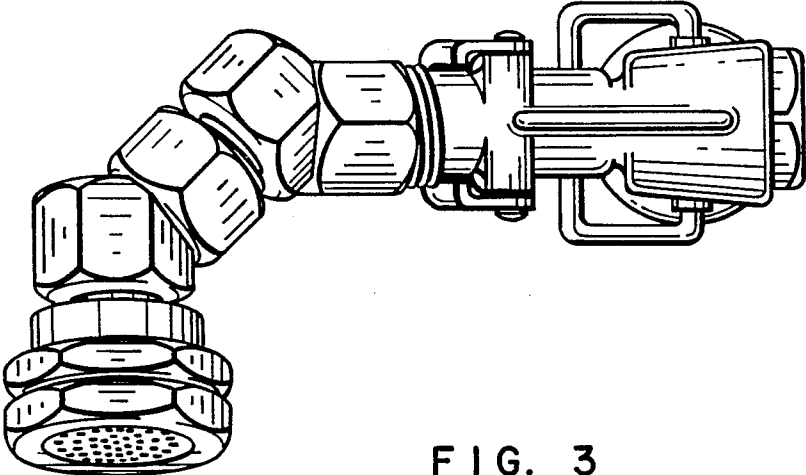


FIG. 3

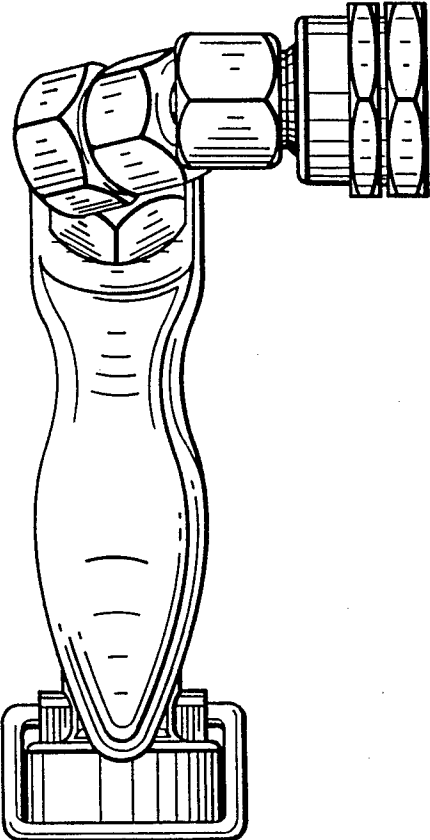


FIG. 4

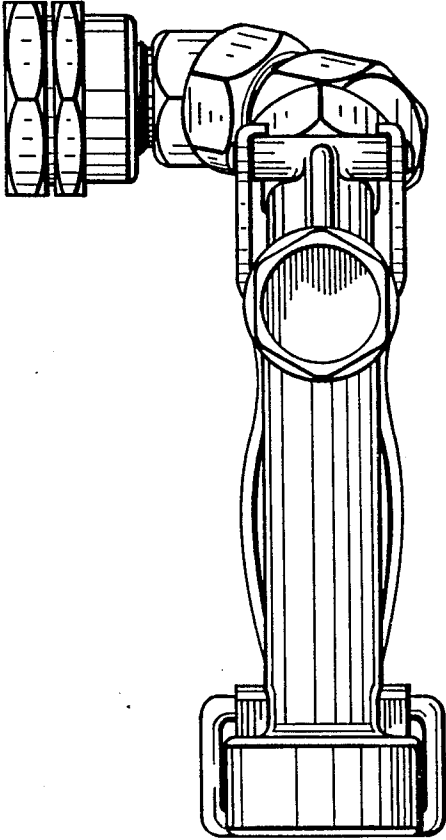


FIG. 5

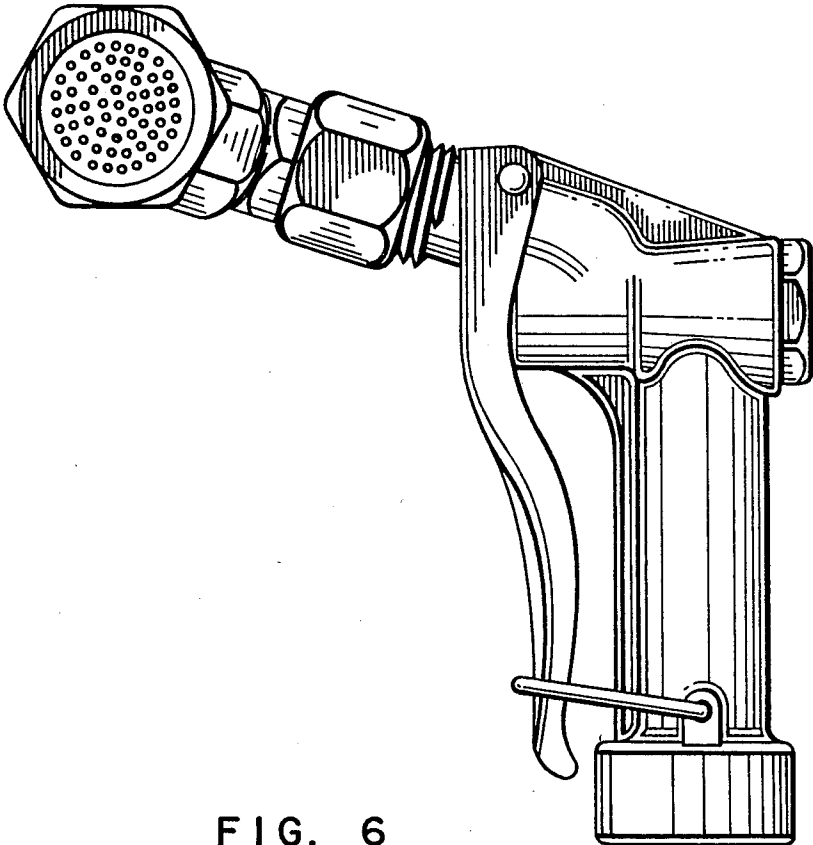


FIG. 6

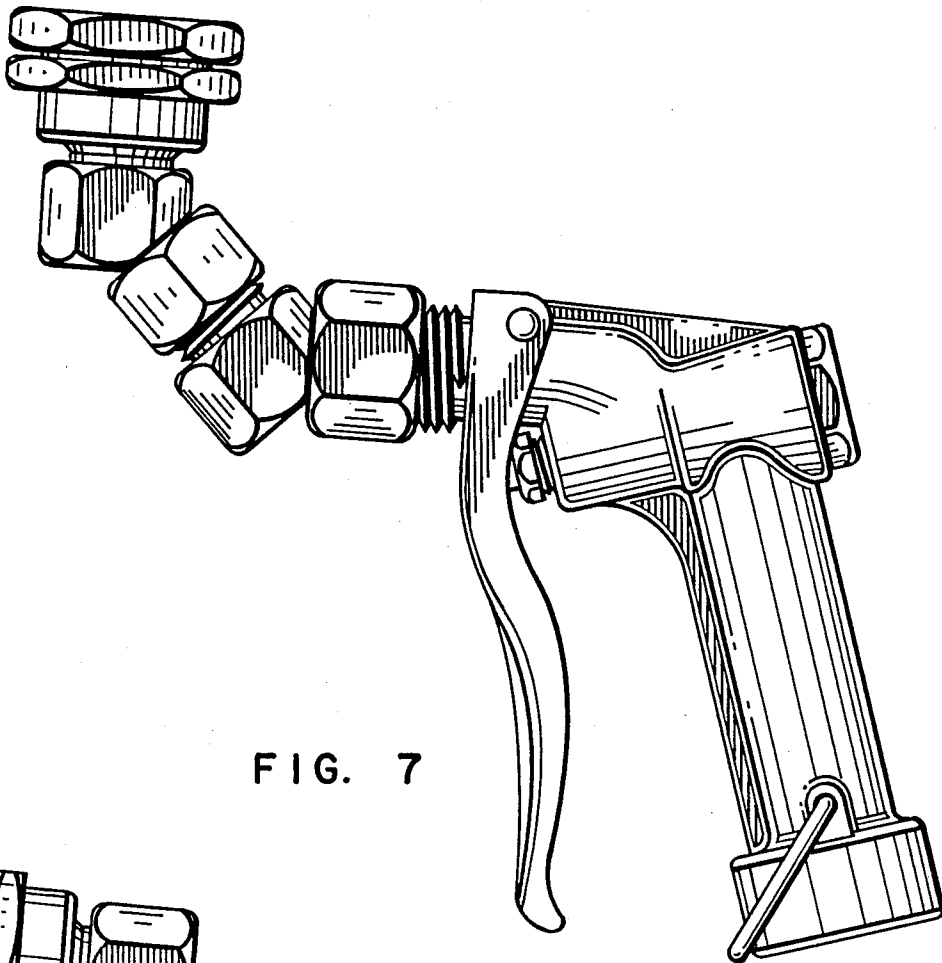


FIG. 7

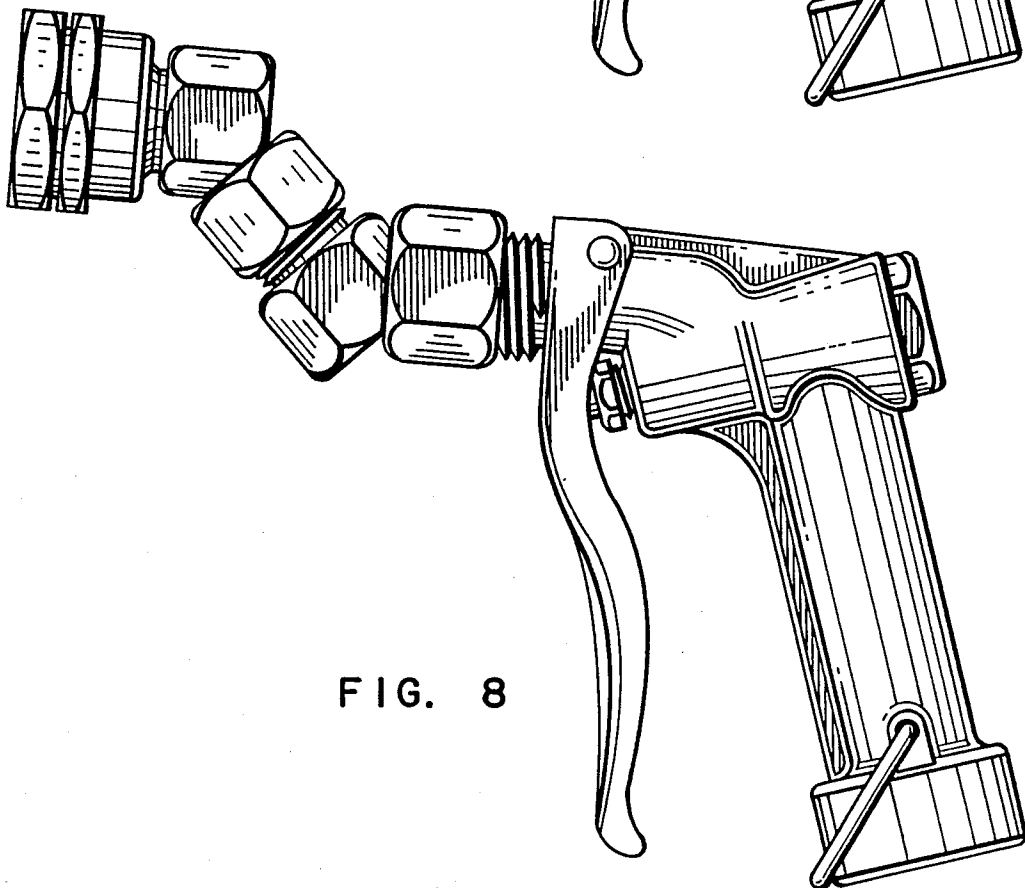


FIG. 8

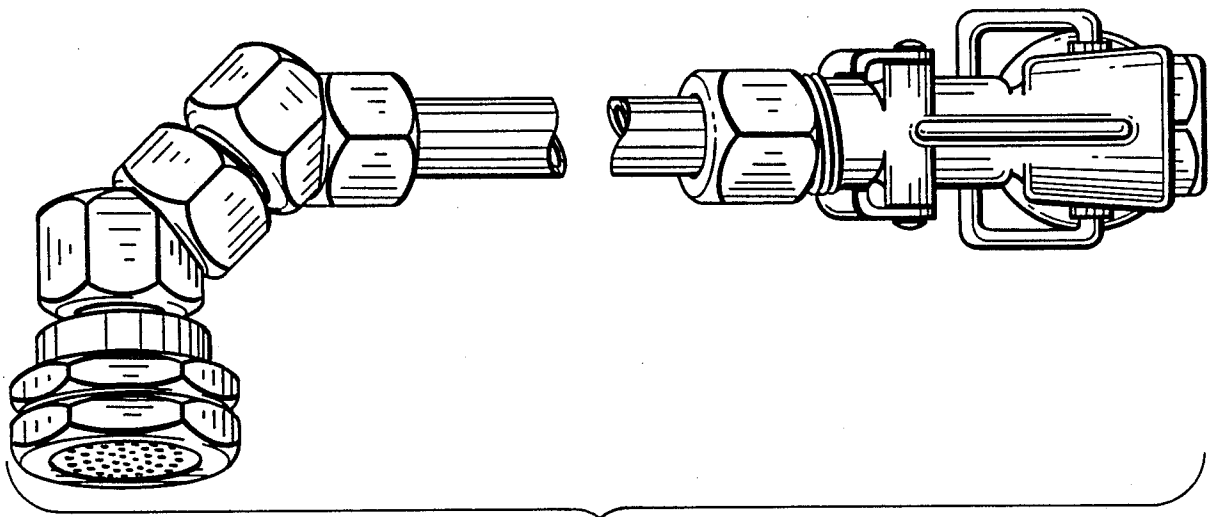


FIG. 11

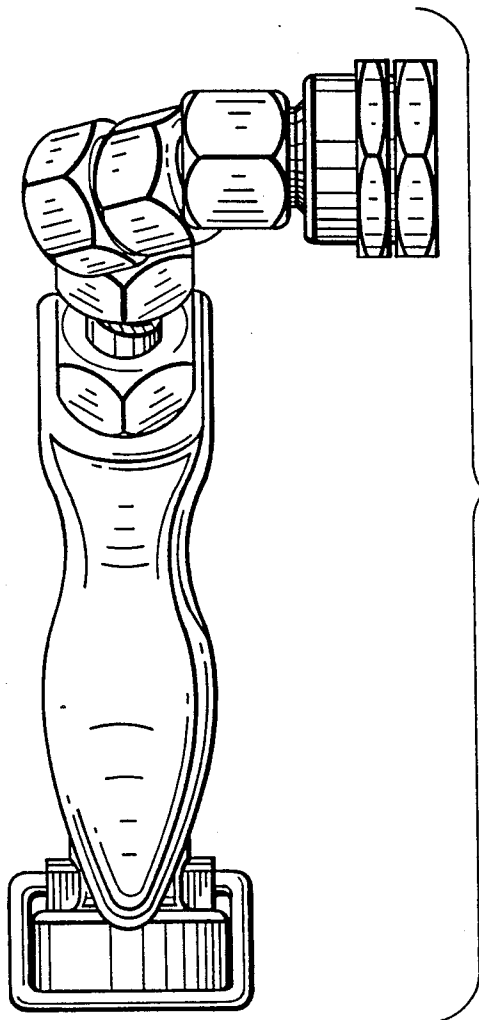


FIG. 12

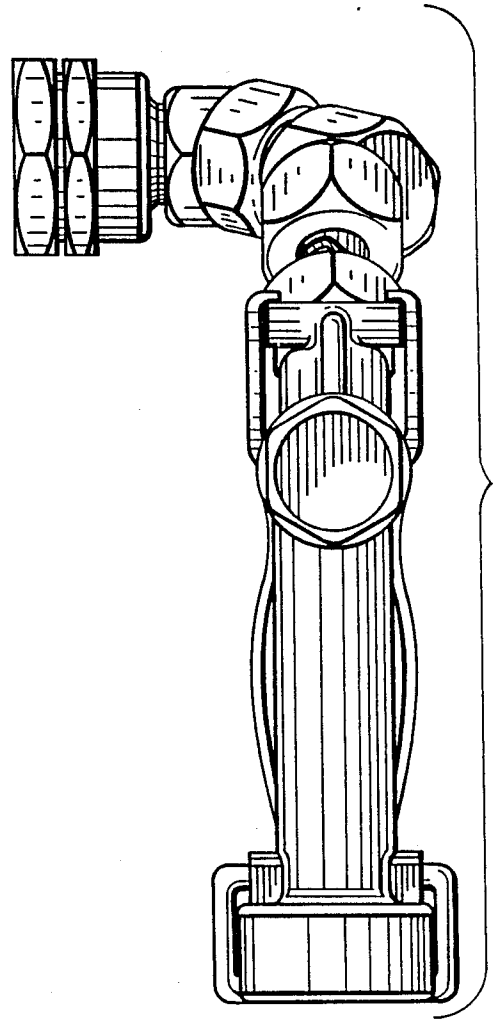


FIG. 13

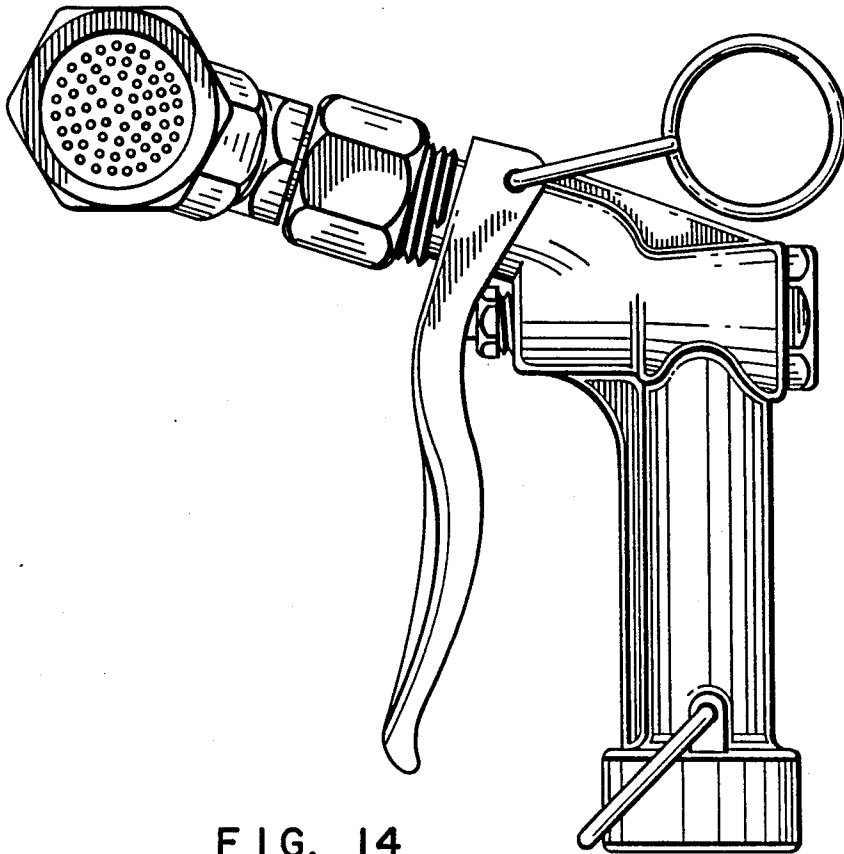


FIG. 14

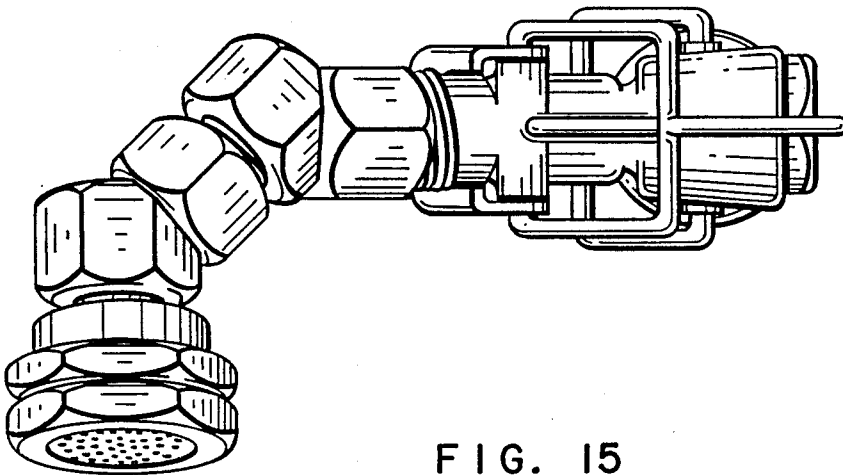


FIG. 15

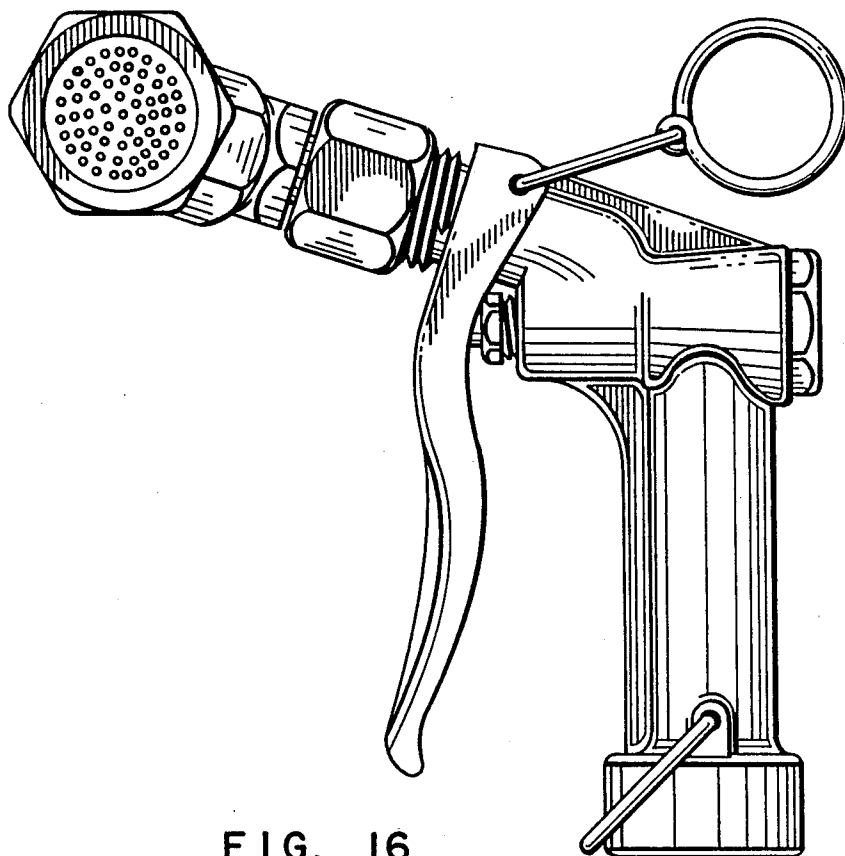


FIG. 16

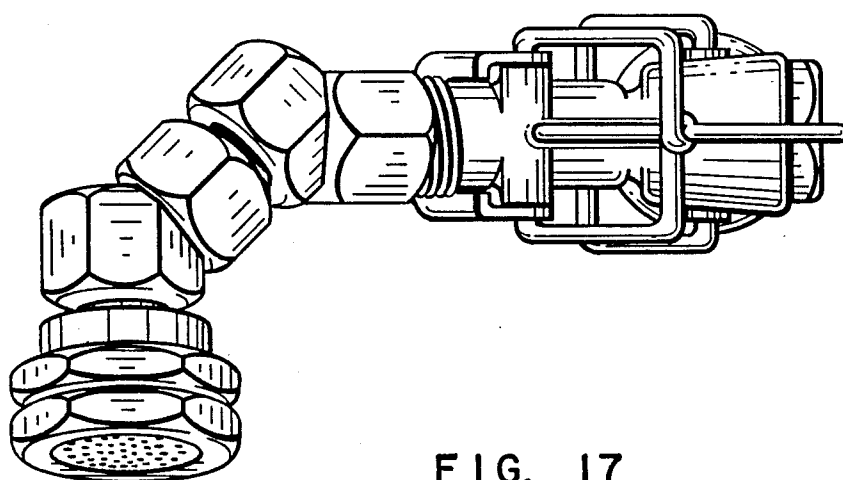


FIG. 17

