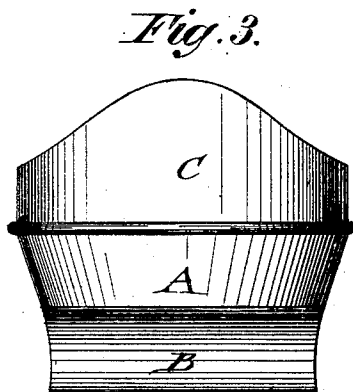
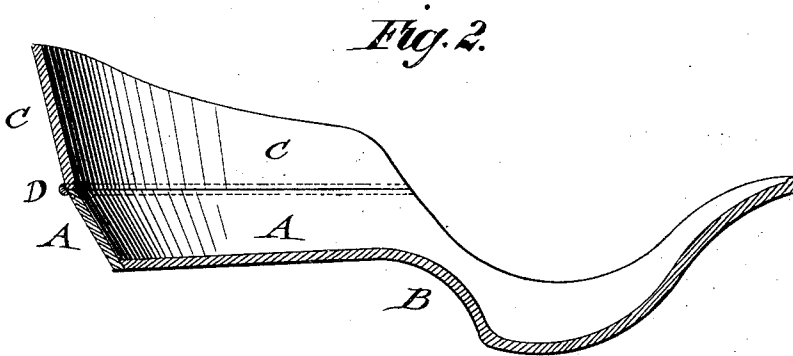
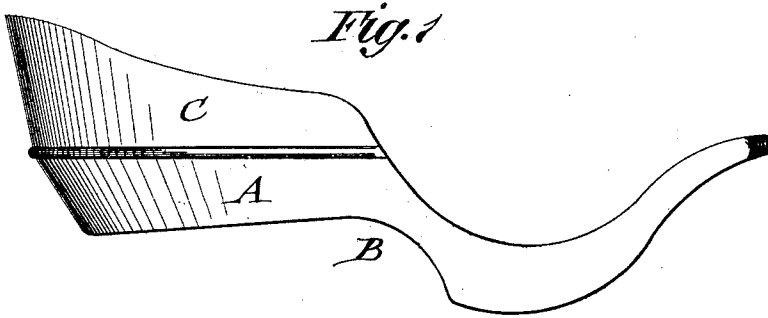


L. B. HARRINGTON, Jr.  
Children's Carriages.

No. 168,394.

Patented Oct. 5, 1875.



WITNESSES:

*Francis McQuill,*  
*A. F. Terry*

INVENTOR:

*L. B. Harrington, Jr.*  
BY *Mumford*  
ATTORNEYS.

# UNITED STATES PATENT OFFICE

LEONARD B. HARRINGTON, JR., OF BOSTON, MASSACHUSETTS.

## IMPROVEMENT IN CHILDREN'S CARRIAGES.

Specification forming part of Letters Patent No. **168,394**, dated October 5, 1875; application filed April 3, 1875.

*To all whom it may concern:*

Be it known that I, LEONARD B. HARRINGTON, Jr., of Boston, in the county of Suffolk and State of Massachusetts, have invented a new and Improved Child's Carriage, of which the following is a specification:

In the accompanying drawing, Figure 1 represents a side view of the body of my improved child's carriage; Fig. 2, a vertical longitudinal section, and Fig. 3 a rear elevation, of the same.

Similar letters of reference indicate corresponding parts.

My invention relates to an improved body of a child's carriage, by which the same may be made with rounded sides and back, in perfectly self-supporting manner, without stiffening-ribs, stays, or frame-work at the inside; and the invention consists in the connection of the lower side and rounded-off back section with the upper side and rounded top back section at a nearly horizontal joint, and at suitable bevel or angle in vertical direction.

In the drawing illustrating my invention, A represents the lower part or section of the body of my child's carriage, which is firmly secured to the bent bottom part B, of wood or other material, in any suitable manner, at an obtuse angle, as shown in Figs. 1 and 2.

The straight sides of the lower section A are connected by a rounded-off back part, of bent wood or other material, to the upper edge of which is nailed, riveted, or otherwise secured at a nearly horizontal joint, by an outside rib, D, and at a bevel or obtuse angle in vertical direction, the sides and bent top back of the upper part or section C, which forms with the lower part a well-braced and self-supporting body without the use of interior ribs, stays, or frame-work. The rounded-off back of the body is thus made in light and elegant manner, capable of being neatly and substantially finished of bent wood of suitable strength, an outer joint-covering strip and upper edge-strip imparting the required ornamental appearance to the same, so as to form a carriage-body of simple yet strong and durable construction.

I have already made an application for a design patent on the ornamental configuration of my carriage-body; but

What I now claim is—

The combination of body A B and top section C, the two secured together on their conjoined edges by an outside rib, D, as and for the purpose specified.

LEONARD B. HARRINGTON, JR.

Witnesses:

JOSEPH LINCOLN,

CHAS. F. HARRINGTON.