

(19) World Intellectual Property  
Organization  
International Bureau



(43) International Publication Date  
4 March 2004 (04.03.2004)

PCT

(10) International Publication Number  
**WO 2004/018433 A1**

(51) International Patent Classification<sup>7</sup>: **C07D 239/42**,  
405/12, 409/12, 403/06, 401/06, A61K 31/505, 31/506

(21) International Application Number:  
PCT/EP2003/009217

(22) International Filing Date: 19 August 2003 (19.08.2003)

(25) Filing Language: English

(26) Publication Language: English

(30) Priority Data:  
0219501.4 21 August 2002 (21.08.2002) GB  
0309326.7 24 April 2003 (24.04.2003) GB

(71) Applicant (for all designated States except US): **GLAXO GROUP LIMITED** [GB/GB]; Glaxo Wellcome House, Berkeley Avenue, Greenford, Middlesex UB6 0NN (GB).

(72) Inventors; and

(75) Inventors/Applicants (for US only): **EATHERTON, Andrew, John** [GB/GB]; GlaxoSmithKline, The Frythe, Welwyn, Hertfordshire AL6 9AR (GB). **GIBLIN, Gerard, Martin, Paul** [GB/GB]; GlaxoSmithKline, The Frythe, Welwyn, Hertfordshire AL6 9AR (GB). **GREEN, Richard, Howard (Deceased)** [GB/GB]; c/o GlaxoSmithKline, Gunnels Wood Road, Stevenage, Hertfordshire SG1 2NY (GB). **MITCHELL, William, Leonard** [GB/GB]; GlaxoSmithKline, The Frythe, Welwyn, Hertfordshire AL6 9AR (GB). **NAYLOR, Alan** [GB/GB]; GlaxoSmithKline, Gunnels Wood Road, Stevenage, Hertfordshire SG1 2NY (GB). **RAWLINGS, Derek**,

**Anthony** [GB/GB]; GlaxoSmithKline, The Frythe, Welwyn, Hertfordshire AL6 9AR (GB). **SLINGSBY, Brian, Peter** [GB/GB]; GlaxoSmithKline, The Frythe, Welwyn, Hertfordshire AL6 9AR (GB). **WHITTINGTON, Andrew, Richard** [GB/GB]; GlaxoSmithKline, Gunnels Wood Road, Stevenage, Hertfordshire SG1 2NY (GB).

(74) Agent: **HOCKLEY, Sian, Catherine**; GlaxoSmithKline, CIP (CN925.1), 980 Great West Road, Brentford, Middlesex TW8 9GS (GB).

(81) Designated States (national): AE, AG, AL, AM, AT, AU, AZ, BA, BB, BG, BR, BY, BZ, CA, CH, CN, CO, CR, CU, CZ, DE, DK, DM, DZ, EC, EE, ES, FI, GB, GD, GE, GH, GM, HR, HU, ID, IL, IN, IS, JP, KE, KG, KP, KR, KZ, LC, LK, LR, LS, LT, LU, LV, MA, MD, MG, MK, MN, MW, MX, MZ, NI, NO, NZ, OM, PG, PH, PL, PT, RO, RU, SC, SD, SE, SG, SK, SL, SY, TJ, TM, TN, TR, TT, TZ, UA, UG, US, UZ, VC, VN, YU, ZA, ZM, ZW.

(84) Designated States (regional): ARIPO patent (GH, GM, KE, LS, MW, MZ, SD, SL, SZ, TZ, UG, ZM, ZW), Eurasian patent (AM, AZ, BY, KG, KZ, MD, RU, TJ, TM), European patent (AT, BE, BG, CH, CY, CZ, DE, DK, EE, ES, FI, FR, GB, GR, HU, IE, IT, LU, MC, NL, PT, RO, SE, SI, SK, TR), OAPI patent (BF, BJ, CF, CG, CI, CM, GA, GN, GQ, GW, ML, MR, NE, SN, TD, TG).

Published:

— with international search report

For two-letter codes and other abbreviations, refer to the "Guidance Notes on Codes and Abbreviations" appearing at the beginning of each regular issue of the PCT Gazette.

(54) Title: PYRIMIDINE DERIVATIVES AND THEIR USE AS CB2 MODULATORS

(57) Abstract: This relates to novel pyrimidine derivatives, pharmaceutical compositions containing these compounds and their use in the treatment of diseases, particularly pain, which diseases are caused directly or indirectly by an increase or decrease in activity of the cannabinoid receptor.



WO 2004/018433 A1

## PYRIMIDINE DERIVATIVES AND THEIR USE AS CB2 MODULATORS

The present invention relates to novel pyrimidine derivatives, pharmaceutical compositions containing these compounds and their use in the treatment of diseases, particularly pain, which diseases are caused directly or indirectly by an increase or decrease in activity of the cannabinoid receptor.

Cannabinoids are a specific class of psychoactive compounds present in Indian cannabis (*Cannabis sativa*), including about sixty different molecules, the most representative being cannabinol, cannabidiol and several isomers of tetrahydrocannabinol. Knowledge of the therapeutic activity of cannabis dates back to the ancient dynasties of China, where, 5,000 years ago, cannabis was used for the treatment of asthma, migraine and some gynaecological disorders. These uses later became so established that, around 1850, cannabis extracts were included in the US Pharmacopoeia and remained there until 1947.

Cannabinoids are known to cause different effects on various systems and/or organs, the most important being on the central nervous system and on the cardiovascular system. These effects include alterations in memory and cognition, euphoria, and sedation. Cannabinoids also increase heart rate and vary systemic arterial pressure. Peripheral effects related to bronchial constriction, immunomodulation, and inflammation have also been observed. The capability of cannabinoids to reduce intraocular pressure and to affect respiratory and endocrine systems is also well documented. See e.g. L.E. Hollister, *Health Aspects of Cannabis*, Pharmacological Reviews, Vol. 38, pp. 1-20, (1986). More recently, it was found that cannabinoids suppress the cellular and humoral immune responses and exhibit anti-inflammatory properties. Wirth et al., *Anti-inflammatory Properties of Cannabichrome*, Life Science, Vol. 26, pp. 1991-1995, (1980).

In spite of the foregoing benefits, the therapeutic use of cannabis is controversial, both due to its relevant psychoactive effects (causing dependence and addiction), and due to manifold side effects that have not yet been completely clarified. Although work in this field has been ongoing since the 1940's, evidence indicating that the peripheral effects of cannabinoids are directly mediated, and not secondary to a CNS effect, has been limited by the lack of receptor characterisation, the lack of information concerning an endogenous cannabinoid ligand and, until recently, the lack of receptor subtype selective compounds.

The first cannabinoid receptor was found to be mainly located in the brain, in neural cell lines, and, only to a lesser extent, at the peripheral level. In view of its location, it was called the central receptor ("CB1"). See Matsuda et al., "Structure of a Cannabinoid Receptor and Functional Expression of the Cloned cDNA," Nature, Vol. 346, pp. 561-564 (1990). The second cannabinoid receptor ("CB2") was identified in the spleen, and was assumed to modulate the non psychoactive effects of the cannabinoids. See Munro et al., "Molecular Characterization of a Peripheral Receptor for Cannabinoids," Nature, Vol. 365, pp. 61-65 (1993).

Recently, some compounds have been prepared which are capable of acting as agonists on both the cannabinoid receptors. For example, use of derivatives of dihydroxypyrrole-(1,2,3-d,e)-1,4-benzoxazine in the treatment of glaucoma and the use of derivatives of 1,5-diphenylpyrazole as immunomodulators or psychotropic agents in the treatment of various neuropathologies, migraine, epilepsy, glaucoma, etc are known. See U.S. Patent No. 5,112,820

and EP 576357, respectively. However, because these compounds are active on both the CB1 and CB2 receptor, they can lead to serious psychoactive effects.

The foregoing indications and the preferential localisation of the CB2 receptor in the immune system confirms a specific role of CB2 in modulating the immune and anti-inflammatory response to stimuli of different sources.

The total size of the patient population suffering from pain is vast (almost 300 million), dominated by those suffering from back pain, osteo-arthritic pain and post-operative pain. Neuropathic pain (associated with neuronal lesions such as those induced by diabetes, HIV, herpes infection, or stroke) occurs with lower, but still substantial prevalence, as does cancer pain.

The pathogenic mechanisms that give rise to pain symptoms can be grouped into two main categories:

- those that are components of inflammatory tissue responses (Inflammatory Pain);
- those that result from a neuronal lesion of some form (Neuropathic Pain).

Chronic inflammatory pain consists predominantly of osteo-arthritis, chronic low back pain and rheumatoid arthritis. The pain results from acute and on-going injury and/or inflammation. There may be both spontaneous and provoked pain.

There is an underlying pathological hypersensitivity as a result of physiological hyperexcitability and the release of inflammatory mediators which further potentiate this hyperexcitability. CB2 receptors are expressed on inflammatory cells (T cells, B cells, macrophages, mast cells) and mediate immune suppression through inhibition of cellular interaction/ inflammatory mediator release. CB2 receptors may also be expressed on sensory nerve terminals and therefore directly inhibit hyperalgesia.

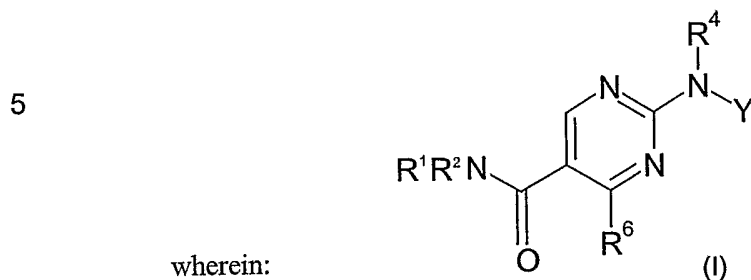
The role of CB2 in immunomodulation, inflammation, osteoporosis, cardiovascular, renal and other disease conditions is now being examined. In light of the fact that cannabinoids act on receptors capable of modulating different functional effects, and in view of the low homology between CB2 and CB1, the importance of developing a class of drugs selective for the specific receptor sub-type is evident. The natural or synthetic cannabinoids currently available do not fulfil this function because they are active on both receptors.

Based on the foregoing, there is a need for compounds which are capable of selectively modulating the receptor for cannabinoids and, therefore, the pathologies associated with such receptors. Thus, CB2 modulators offer a unique approach toward the pharmacotherapy of immune disorders, inflammation, osteoporosis, renal ischemia and other pathophysiological conditions.

The present invention provides novel pyrimidine derivatives of formula (I) and pharmaceutically acceptable derivatives thereof, pharmaceutical compositions containing these compounds or derivatives, and their use as CB2 receptor modulators, which are useful in the treatment of a variety of disorders.

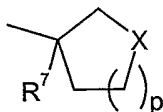
The present invention further comprises a method for treating disease mediated by CB2 receptors in an animal, including humans, which comprises administering to an animal in need thereof an effective amount of a compound of formula (I) or a pharmaceutically acceptable derivative thereof.

The invention provides compounds of formula (I):



wherein:

- 10 Y is phenyl, optionally substituted with one, two or three substituents;  
 R<sup>1</sup> is selected from hydrogen, C<sub>1-6</sub> alkyl, C<sub>3-6</sub> cycloalkyl and halosubstituted C<sub>1-6</sub> alkyl;  
 R<sup>2</sup> is (CH<sub>2</sub>)<sub>m</sub>R<sup>3</sup> where m is 0 or 1;  
 or R<sup>1</sup> and R<sup>2</sup> together with N to which they are attached form an optionally substituted 4-  
 to 8- membered non-aromatic heterocyclyl ring;  
 15 R<sup>3</sup> is an optionally substituted 4- to 8- membered non-aromatic heterocyclyl group, an  
 optionally substituted C<sub>3-8</sub> cycloalkyl group, an optionally substituted straight or branched C<sub>1-10</sub>  
 alkyl, a C<sub>5-7</sub> cycloalkenyl or R<sup>5</sup>;  
 R<sup>4</sup> is selected from hydrogen, C<sub>1-6</sub> alkyl, C<sub>3-6</sub> cycloalkyl, or halosubstituted C<sub>1-6</sub> alkyl,  
 COCH<sub>3</sub>, and SO<sub>2</sub>Me;  
 20 R<sup>5</sup> is



wherein p is 0, 1 or 2 and X is CH<sub>2</sub> or O;

- R<sup>6</sup> is methyl, chloro or CH<sub>x</sub>F<sub>n</sub> wherein n is 1, 2, or 3, x is 0, 1 or 2 and n and x add up to  
 3;  
 25 R<sup>7</sup> is OH, C<sub>1-6</sub>alkoxy, NR<sup>8a</sup>R<sup>8b</sup>, NHCOR<sup>9</sup>, NHSO<sub>2</sub>R<sup>9</sup>, SO<sub>q</sub>R<sup>9</sup>;  
 R<sup>8a</sup> is H or C<sub>1-6</sub>alkyl;  
 R<sup>8b</sup> is H or C<sub>1-6</sub>alkyl;  
 R<sup>9</sup> is C<sub>1-6</sub>alkyl;  
 q is 0, 1 or 2;  
 30 and pharmaceutically acceptable derivatives thereof.

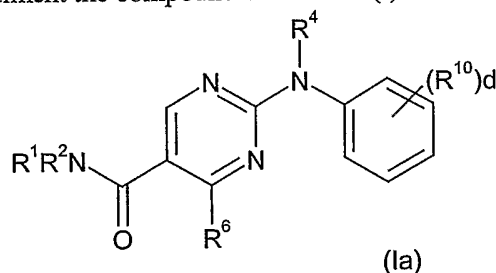
In one particular embodiment Y is a substituted phenyl.

In one particular embodiment Y is substituted by 1 or 2 substituents. If mono-  
 substituted, in one particular embodiment the substituent is in the 3 position. If di-substituted, in  
 one particular embodiment the substituents are in the 2- and 4- positions.

- 35 When Y is substituted, the substituent or substituents are preferably selected from C<sub>1-6</sub>  
 alkyl, halosubstituted C<sub>1-6</sub> alkyl, C<sub>1-6</sub> alkoxy, a hydroxy group, a cyano group, halo, a C<sub>1-6</sub>  
 alkylsulfonyl group, -CONH<sub>2</sub>, -NHCOCH<sub>3</sub> and -COOH. Furthermore the substituent or  
 substituents can be selected from halosubstituted C<sub>1-6</sub> alkoxy, and SO<sub>2</sub>NR<sup>8a</sup>R<sup>8b</sup> wherein R<sup>8a</sup> and R<sup>8b</sup>  
 are as defined above. Additionally the substituent or substituents can be SC<sub>1-6</sub>alkyl.

- 40 In one particular embodiment Y is substituted by chloro, fluoro, bromo, cyano, CF<sub>3</sub>,  
 methyl, CF<sub>3</sub>O- or SCH<sub>3</sub> and methoxy; more particularly halo, cyano or methoxy.

In one particular embodiment the compound of formula (I) is a compound of formula (Ia)



wherein;

5  $R^1$  is selected from hydrogen,  $C_{1-6}$  alkyl,  $C_{3-6}$  cycloalkyl and halosubstituted  $C_{1-6}$  alkyl;

$R^2$  is  $(CH_2)_m R^3$  where  $m$  is 0 or 1;

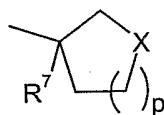
or  $R^1$  and  $R^2$  together with N to which they are attached form a 4- to 8- membered non-aromatic ring selected from azetidiny, pyrrolidiny, morpholiny, piperiziny, piperidiny, tetrahydropyridiny, azapine, oxapine, azacyclooctanyl, azaoxacyclooctanyl and  
10 azathiacyclooctanyl any of which can be unsubstituted or substituted by one, two or three substituents selected from  $C_{1-6}$  alkyl,  $C_{1-6}$  alkoxy, a hydroxy group, a cyano group, halo, sulfonyl group, methylsulfonyl,  $NR^{8a}R^{8b}$ ,  $NHCOCH_3$ , (=O), and  $-CONHCH_3$ .

$R^3$  is 2- or 3- azetidiny, oxetanyl, thioxetanyl, thioxetanyl-s-oxide, thioxetanyl-s,-  
15 dioxide, dioxalanyl, pyrrolidiny, tetrahydrofuranyl, tetrahydrothiophenyl, morpholiny, piperidiny, piperaziny, tetrahydropyranyl, tetrahydrothiopyranyl, thiomorpholiny, thiomorpholiny-s,s-dioxide, tetrahydropyridiny, azapine, oxapine, azacyclooctanyl, azaoxacyclooctanyl, azathiacyclooctanyl, oxacyclooctanyl, thiacyclooctanyl, a  $C_{3-8}$  cycloalkyl group, a straight or branched  $C_{1-10}$  alkyl, a  $C_{5-7}$  cycloalkenyl or  $R^5$ , any of which can be unsubstituted or substituted by one, two or three substituents selected from  $C_{1-6}$  alkyl,  $C_{1-6}$  alkoxy,  
20 a hydroxy group, a cyano group, halo, sulfonyl group, methylsulfonyl,  $NR^{8a}R^{8b}$ ,  $NHCOCH_3$ , (=O), and  $-CONHCH_3$ ;

$R^{10}$  is selected from  $C_{1-6}$  alkyl, halosubstituted  $C_{1-6}$  alkyl,  $C_{1-6}$  alkoxy, a hydroxy group, a cyano group, halo, a  $C_{1-6}$  alkyl sulfonyl group,  $-CONH_2$ ,  $-NHCOC_3$ ,  $-COOH$ , halosubstituted  $C_{1-6}$  alkoxy,  $SC_{1-6}$  alkyl and  $SO_2NR^{8a}R^{8b}$ ;

25  $R^4$  is selected from hydrogen,  $C_{1-6}$  alkyl,  $C_{3-6}$  cycloalkyl, or halosubstituted  $C_{1-6}$  alkyl,  $COCH_3$ , and  $SO_2Me$ ;

$R^5$  is



wherein  $p$  is 0, 1 or 2 and  $X$  is  $CH_2$  or  $O$ ;

30  $R^6$  is methyl, chloro or  $CH_x F_n$  wherein  $n$  is 1, 2, or 3,  $x$  is 0, 1 or 2 and  $n$  and  $x$  add up to 3;

$R^7$  is  $OH$ ,  $C_{1-6}$  alkoxy,  $NR^{8a}R^{8b}$ ,  $NHCOR^9$ ,  $NHSO_2R^9$ ,  $SO_qR^9$ ;

$R^{8a}$  is  $H$  or  $C_{1-6}$  alkyl;

$R^{8b}$  is  $H$  or  $C_{1-6}$  alkyl;

35  $R^9$  is  $C_{1-6}$  alkyl;

$q$  is 0, 1 or 2;

d is 0, 1, 2 or 3

and pharmaceutically acceptable derivatives thereof.

In one particular embodiment  $R^1$  is hydrogen.

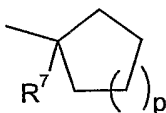
In one particular embodiment  $R^4$  is  $C_{1-6}$ alkyl or hydrogen, more preferably methyl or hydrogen even more preferably hydrogen.

Alternatively  $R^1$  and  $R^2$  together with N to which they are attached form an optionally substituted 5- or 6- membered non-aromatic heterocyclyl ring.

When  $R^1$  and  $R^2$  together with N to which they are attached form a 4- to 8- membered non-aromatic heterocyclyl ring which is substituted, or when  $R^3$  is substituted, the substituent or substituents are preferably selected from:  $C_{1-6}$  alkyl,  $C_{1-6}$  alkoxy, a hydroxy group, a cyano group, halo or a sulfonyl group. Additionally the optional substituent(s) can be chosen from methylsulfonyl,  $NR^{8a}R^{8b}$ ,  $NHCOCH_3$ ,  $(=O)$ , or  $-CONHCH_3$ .

In one particular embodiment  $R^6$  is  $CHxF_n$ , for example  $CF_3$ ,  $CHF_2$ ,  $CH_2F$ , more preferably  $CF_3$ .

In one particular embodiment  $R^5$  is



wherein p is 0, 1 or 2;

In one particular embodiment  $R^7$  is OH.

In one particular embodiment  $R^3$  is an optionally substituted 4- to 8- membered non-aromatic heterocyclyl group, an optionally substituted  $C_{3-8}$  cycloalkyl group, an optionally substituted straight or branched  $C_{1-10}$  alkyl or  $R^5$ .

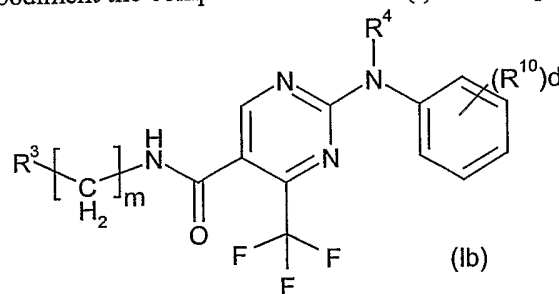
In one particular embodiment when  $R^3$  is an optionally substituted  $C_{3-8}$ cycloalkyl group or an optionally substituted 4- to 8- membered nonaromatic heterocyclyl, m is 1.

In one particular embodiment  $R^3$  is an optionally substituted  $C_{3-6}$ cycloalkyl group or an optionally substituted 4- or 6- membered nonaromatic heterocyclyl.

In one particular embodiment  $R^1$  and  $R^2$  together with N to which they are attached form a 4- to 8- membered non-aromatic heterocyclyl ring which is selected from pyrrolidinyl, morpholinyl, piperizinyl, piperidinyl and tetrahydropyridinyl.

In one particular embodiment when  $R^3$  is nonaromatic heterocyclyl it is selected from pyrrolidinyl, tetrahydrofuranyl, tetrahydrothiophenyl, morpholinyl, piperidinyl, piperazinyl, tetrahydropyranyl, tetrahydrothiopyranyl, thiomorpholinyl, thiomorpholinyl-s,s-dioxide, tetrahydropyridinyl.

In one particular embodiment the compound of formula (I) is a compound of formula (Ib)



wherein;

$R^3$  is pyrrolidinyl, tetrahydrofuranyl, tetrahydrothiophenyl, morpholinyl, piperidinyl, piperazinyl, tetrahydropyranyl, tetrahydrothiopyranyl, thiomorpholinyl, thiomorpholinyl-s,s-dioxide, tetrahydropyridinyl, a  $C_{3-8}$  cycloalkyl group, any of which can be unsubstituted or substituted by one, two or three substituents selected from  $C_{1-6}$  alkyl,  $C_{1-6}$  alkoxy, a hydroxy group, a cyano group, halo, sulfonyl group, methylsulfonyl,  $NR^{8a}R^{8b}$ ,  $NHCOCH_3$ , (=O), and  $-CONHCH_3$ ;

$R^{10}$  is selected from chloro, fluoro, bromo, cyano,  $CF_3$ , methyl,  $CF_3O-$  or  $SCH_3$  and methoxy;

$R^4$  is selected from hydrogen or methyl;

$R^{8a}$  is H or  $C_{1-6}$ alkyl;

$R^{8b}$  is H or  $C_{1-6}$ alkyl;

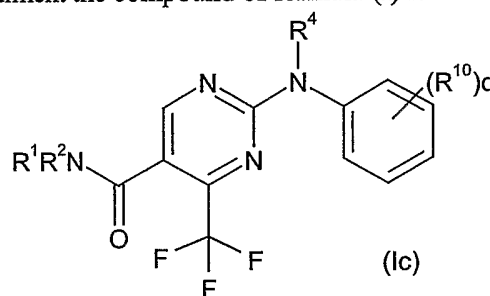
m is 0 or 1

d is 0, 1, 2 or 3 and

and pharmaceutically acceptable derivatives thereof.

In one particular embodiment m is 1.

In one particular embodiment the compound of formula (I) is a compound of formula (Ic)



wherein;

$R^1$  and  $R^2$  together with N to which they are attached form a 5- to 6- membered non-aromatic ring selected from pyrrolidinyl, morpholinyl, piperizinyl, piperidinyl and tetrahydropyridinyl, any of which can be unsubstituted or substituted by one, two or three substituents selected from  $C_{1-6}$  alkyl,  $C_{1-6}$  alkoxy, a hydroxy group, a cyano group, halo, sulfonyl group, methylsulfonyl,  $NR^{8a}R^{8b}$ ,  $NHCOCH_3$ , (=O), and  $-CONHCH_3$ .

$R^{10}$  is selected from chloro, fluoro, bromo, cyano,  $CF_3$ , methyl,  $CF_3O-$  or  $SCH_3$  and methoxy;

$R^4$  is hydrogen or methyl;

$R^{8a}$  is H or  $C_{1-6}$ alkyl;

$R^{8b}$  is H or  $C_{1-6}$ alkyl;

d is 0, 1, 2 or 3 and

and pharmaceutically acceptable derivatives thereof.

In one particular embodiment the compounds are selective for CB2 over CB1. Preferably the compounds are 100 fold selective i.e. compounds of formula (I) have an  $EC_{50}$  value at the cloned human cannabinoid CB2 receptor of at least 100 times the  $EC_{50}$  values at the cloned human cannabinoid CB1 receptor or have less than 10% efficacy at the CB1 receptor.

The invention is described using the following definitions unless otherwise indicated.

The term "pharmaceutically acceptable derivative" means any pharmaceutically acceptable salt, ester, salt of such ester or solvate of the compounds of formula (I), or any other compound which upon administration to the recipient is capable of providing (directly or indirectly) a compound of formula (I) or an active metabolite or residue thereof.

5 It will be appreciated by those skilled in the art that compounds of formula (I) may be modified to provide pharmaceutically acceptable derivatives thereof at any of the functional groups in the compounds, and that the compounds of formula (I) may be derivatised at more than one position.

10 It will be appreciated that, for pharmaceutical use, the salts referred to above will be physiologically acceptable salts, but other salts may find use, for example in the preparation of compounds of formula (I) and the physiological acceptable salts thereof. Pharmaceutically acceptable salts include those described by Berge, Bighley and Monkhouse, *J. Pharm. Sci.*, 1977, 66, 1-19. The term "pharmaceutically acceptable salts" refers to salts prepared from pharmaceutically acceptable non-toxic bases including inorganic bases and organic bases. Salts derived from inorganic bases include  
15 aluminum, ammonium, calcium, copper, ferric, ferrous, lithium, magnesium, manganic salts, manganous, potassium, sodium, zinc, and the like. Salts derived from pharmaceutically acceptable organic non-toxic bases include salts of primary, secondary, and tertiary amines, substituted amines including naturally occurring substituted amines, cyclic amines, and basic ion exchange resins, such as arginine, betaine, caffeine, choline, N,N'-dibenzylethylenediamine, diethylamine, 2-diethylaminoethanol,  
20 2-dimethylaminoethanol, ethanolamine, ethylenediamine, N-ethyl-morpholine, N-ethylpiperidine, glucamine, glucosamine, histidine, hydrabamine, isopropylamine, lysine, methylglucamine, morpholine, piperazine, piperidine, polyamine resins, procaine, purines, theobromine, triethylamine, trimethylamine, tripropyl amine, tromethamine, and the like. When the compound of the present invention is basic, salts may be prepared from pharmaceutically acceptable non-toxic acids, including inorganic and organic  
25 acids. Such acids include acetic, benzenesulfonic, benzoic, camphorsulfonic, citric, ethanesulfonic, fumaric, gluconic, glutamic, hydrobromic, hydrochloric, isethionic, lactic, maleic, malic, mandelic, methanesulfonic, mucic, nitric, pamoic, pantothenic, phosphoric, succinic, sulfuric, tartaric, p-toluenesulfonic acid, and the like.

30 Preferred examples of pharmaceutically acceptable salts include the ammonium, calcium, magnesium, potassium, and sodium salts, and those formed from maleic, fumaric, benzoic, ascorbic, pamoic, succinic, hydrochloric, sulfuric, bismethylenesalicylic, methanesulfonic, ethanedisulfonic, propionic, tartaric, salicylic, citric, gluconic, aspartic, stearic, palmitic, itaconic, glycolic, p-aminobenzoic, glutamic, benzenesulfonic, cyclohexylsulfamic, phosphoric and nitric acids.

The terms 'halogen or halo' are used to represent fluorine, chlorine, bromine or iodine.

35 The term 'alkyl' as a group or part of a group means a straight or branched chain alkyl group or combinations thereof, for example a methyl, ethyl, n-propyl, i-propyl, n-butyl, s-butyl, t-butyl, pentyl, hexyl, 1,1-dimethylethyl, or combinations thereof.

40 The term 'alkoxy' as a group or as part of a group means a straight, branched or cyclic chain alkyl group having an oxygen atom attached to the chain, for example a methoxy, ethoxy, n-propoxy, i-propoxy, n-butoxy, s-butoxy, t-butoxy group, pentoxy, hexyloxy group, cyclopentoxy or cyclohexyloxy group.

The term 'cycloalkyl' means a closed non-aromatic ring, for example cyclobutyl, cyclopentyl, cyclohexyl or cycloheptyl, or cyclooctyl.

The term 'cycloalkenyl' as a group or part of a group means a non-aromatic ring, containing at least one CH=CH moiety for example cyclobutenyl, cyclopentenyl, cyclohexenyl or cycloheptenyl, or cyclooctenyl.

When R<sup>1</sup> and R<sup>2</sup> taken together with the N to which they are attached form an optionally substituted heterocyclyl ring, the ring may optionally contain 1, 2, 3 or 4 further heteroatoms. The ring may be saturated or unsaturated. Preferably the further heteroatoms are selected from oxygen, nitrogen or sulphur. An example of a 4- membered heterocyclyl ring is azetidiny. Examples of 5- membered heterocyclyl rings include pyrrolidiny. Examples of 6-membered heterocyclyl rings are morpholinyl, piperiziny or piperidiny. An additional example is tetrahydropyridiny. Examples of a 7- membered heterocyclyl ring are azapine or oxapine. Examples of 8-membered heterocyclyl rings are azacyclooctanyl, azaoxacyclooctanyl or azathiacyclooctanyl.

When R<sup>3</sup> is an optionally substituted non-aromatic heterocyclyl group, the ring may contain 1, 2, 3, or 4 heteroatoms. Preferably the heteroatoms are selected from oxygen, nitrogen or sulphur. Examples of 4- membered groups are 2- or 3- azetidiny, oxetanyl, thioxetanyl, thioxetanyl-s-oxide, thioxetanyl-s,s-dioxide. Examples of 5- membered heterocyclyl groups in this instance include dioxalanyl, pyrrolidiny or tetrahydrofuranly or tetrahydrothiophenyl. Examples of 6-membered heterocyclyl groups are morpholinyl, piperidiny, piperaziny, tetrahydropyranly, tetrahydrothiopyranly, thiomorpholinyl or thiomorpholinyl-s,s-dioxide. An additional example is tetrahydropyridiny. Examples of a 7- membered heterocyclyl ring are azapine or oxapine. Examples of 8- membered groups are azacyclooctanyl, azaoxacyclooctanyl or azathiacyclooctanyl, oxacyclooctanyl, or thiacyclooctanyl.

In one particular embodiment compounds of the present invention can be selected from:

1-[2-(3-Chlorophenylamino)-4-trifluoromethylpyrimidin-5-yl]-1-piperidin-1-ylmethanone;

2-(3-Chlorophenylamino)-4-trifluoromethylpyrimidine-5-carboxylic acid cyclopentylmethylamide;

1-[2-(3-Chlorophenylamino)-4-trifluoromethylpyrimidin-5-yl]-1-morpholin-4-yl-methanone;

2-(3-Chlorophenylamino)-4-trifluoromethylpyrimidine-5-carboxylic acid cyclohexylmethylamide;

2-Phenylamino-4-trifluoromethylpyrimidine-5-carboxylic acid cyclohexylmethyl-amide;

1-[2-(2,3-Dichlorophenylamino)-4-trifluoromethylpyrimidin-5-yl]-1-morpholin-4-yl-methanone;

1-[2-(2,4-Dichlorophenylamino)-4-trifluoromethylpyrimidin-5-yl]-1-morpholin-4-yl-methanone;

1-[2-(3,4-Dichlorophenylamino)-4-trifluoromethylpyrimidin-5-yl]-1-morpholin-4-yl-methanone;

1-[2-(2,5-Dichlorophenylamino)-4-trifluoromethylpyrimidin-5-yl]-1-morpholin-4-yl-methanone;

1-[2-(3-Fluorophenylamino)-4-trifluoromethylpyrimidin-5-yl]-1-morpholin-4-yl-methanone;

1-[2-(3-Bromophenylamino)-4-trifluoromethylpyrimidin-5-yl]-1-morpholin-4-yl-methanone;

1-[2-(3-Bromophenylamino)-4-trifluoromethylpyrimidin-5-yl]-1-piperidin-4-yl-methanone;

1-[2-(3,5-Dichlorophenylamino)-4-trifluoromethylpyrimidin-5-yl]-1-morpholin-4-yl-methanone;

2-(3-Chlorophenylamino)-4-trifluoromethylpyrimidin-5-carboxylic acid cyclopentylamide;

2-(2,3-Dichlorophenylamino)-4-trifluoromethylpyrimidine-5-carboxylic acid cyclohexylmethylamide;

2-(2,4-Dichlorophenylamino)-4-trifluoromethylpyrimidine-5-carboxylic acid cyclohexylmethylamide;

- 2-(3,4-Dichlorophenylamino)-4-trifluoromethylpyrimidine-5-carboxylic acid cyclohexylmethyl-  
amide;
- 2-(3,5-Dichlorophenylamino)-4-trifluoromethylpyrimidine-5-carboxylic acid cyclohexylmethyl-  
amide
- 5 2-(3-Fluorophenylamino)-4-trifluoromethylpyrimidine-5-carboxylic acid cyclohexylmethyl-  
amide;
- 2-(3-Bromophenylamino)-4-trifluoromethylpyrimidine-5-carboxylic acid cyclohexylmethyl-  
amide;
- 2-(2,6-Dichlorophenylamino)-4-trifluoromethylpyrimidine-5-carboxylic acid cyclohexylmethyl-  
amide;
- 10 2-(3-Chlorophenylamino)-4-trifluoromethylpyrimidine-5-carboxylic acid (tetrahydro-pyran-4-  
ylmethyl)-amide;
- 2-(3-Chlorophenylamino)-4-trifluoromethylpyrimidin-5-carboxylic acid cyclobutylamide;
- 2-(3-Fluorophenylamino)-4-trifluoromethylpyrimidine-5-carboxylic acid (tetrahydropyran-4-  
ylmethyl)-amide;
- 15 2-(3-Bromophenylamino)-4-trifluoromethylpyrimidine-5-carboxylic acid (tetrahydropyran-4-  
ylmethyl)-amide;
- 2-(2,3-Dichlorophenylamino)-4-trifluoromethylpyrimidine-5-carboxylic acid (tetrahydropyran-4-  
ylmethyl)-amide;
- 20 2-(2,4-Dichlorophenylamino)-4-trifluoromethylpyrimidine-5-carboxylic acid (tetrahydropyran-4-  
ylmethyl)-amide;
- 2-(2,5-Dichlorophenylamino)-4-trifluoromethylpyrimidine-5-carboxylic acid (tetrahydropyran-4-  
ylmethyl)-amide;
- 2-(3,5-Dichlorophenylamino)-4-trifluoromethylpyrimidine-5-carboxylic acid (tetrahydropyran-4-  
ylmethyl)-amide;
- 25 2-(3-Methoxyphenylamino)-4-trifluoromethylpyrimidine-5-carboxylic acid (tetrahydropyran-4-  
ylmethyl)-amide;
- 2-(3-Fluorophenylamino)-4-trifluoromethylpyrimidine-5-carboxylic acid (cyclopentylmethyl)-  
amide;
- 30 2-(3-Bromophenylamino)-4-trifluoromethylpyrimidine-5-carboxylic acid (cyclopentylmethyl)-  
amide;
- 2-(2,3-Dichlorophenylamino)-4-trifluoromethylpyrimidine-5-carboxylic acid cyclopentylmethyl-  
amide;
- 2-(2,4-Dichlorophenylamino)-4-trifluoromethylpyrimidine-5-carboxylic acid cyclopentylmethyl-  
amide;
- 35 2-(2,5-Dichlorophenylamino)-4-trifluoromethylpyrimidine-5-carboxylic acid cyclopentylmethyl-  
amide;
- 2-(2,6-Dichlorophenylamino)-4-trifluoromethylpyrimidine-5-carboxylic acid cyclopentylmethyl-  
amide;
- 40 2-(3,4-Dichlorophenylamino)-4-trifluoromethylpyrimidine-5-carboxylic acid cyclopentylmethyl-  
amide;
- 2-(3,5-Dichlorophenylamino)-4-trifluoromethylpyrimidine-5-carboxylic acid cyclopentylmethyl-  
amide;

- 2-(3-Methoxyphenylamino)-4-trifluoromethylpyrimidine-5-carboxylic acid cyclopentylmethyl-  
amide;
- 2-(3-Bromophenylamino)-4-trifluoromethylpyrimidine-5-carboxylic acid cyclobutylamide;
- 2-(2,3-Dichlorophenylamino)-4-trifluoromethylpyrimidine-5-carboxylic acid cyclobutylamide;
- 5 2-(2,4-Dichlorophenylamino)-4-trifluoromethylpyrimidine-5-carboxylic acid cyclobutylamide;
- 2-(2,5-Dichlorophenylamino)-4-trifluoromethylpyrimidine-5-carboxylic acid cyclobutylamide;
- 2-(2,6-Dichlorophenylamino)-4-trifluoromethylpyrimidine-5-carboxylic acid cyclobutylamide;
- 2-(3,5-Dichlorophenylamino)-4-trifluoromethylpyrimidine-5-carboxylic acid cyclobutylamide;
- 2-(3-Methoxyphenylamino)-4-trifluoromethylpyrimidine-5-carboxylic acid cyclobutylamide;
- 10 2-(3-Chlorophenylamino)-4-trifluoromethylpyrimidine-5-carboxylic acid cyclobutylmethyl-  
amide;
- 2-(2,6-Dichlorophenylamino)-4-trifluoromethyl-pyrimidine-5-carboxylic acid (tetrahydro-pyran-  
4-ylmethyl)-amide;
- 2-(3,4-Dichlorophenylamino)-4-trifluoromethylpyrimidine-5-carboxylic acid (tetrahydro-pyran-4-  
15 ylmethyl)-amide;
- 1-[2-(3,4-Dichlorophenylamino)-4-trifluoromethylpyrimidin-5-yl]-1-(morpholin-4-yl)-  
methanone;
- 2-(3-Methoxyphenylamino)-4-trifluoromethyl-pyrimidine-5-carboxylic acid cyclohexylmethyl-  
amide;
- 20 2-(3-Chlorophenylamino)-4-trifluoromethyl-pyrimidine-5-carboxylic acid (1-hydroxy-  
cyclohexylmethyl)-amide;
- 2-(3-Bromophenylamino)-4-trifluoromethyl-pyrimidine-5-carboxylic acid (1-hydroxy-  
cyclohexylmethyl)-amide;
- 2-(3-Chloro-4-fluorophenylamino)-4-trifluoromethyl-pyrimidine-5-carboxylic acid  
25 cyclohexylmethyl-amide;
- 2-(3-Chloro-2-fluorophenylamino)-4-trifluoromethyl-pyrimidine-5-carboxylic acid  
cyclohexylmethyl-amide;
- 2-(5-Chloro-2-fluorophenylamino)-4-trifluoromethyl-pyrimidine-5-carboxylic acid  
cyclohexylmethyl-amide;
- 30 2-(3,5-Difluorophenylamino)-4-trifluoromethyl-pyrimidine-5-carboxylic acid cyclohexylmethyl-  
amide;
- 2-(4-Chloro-2-trifluoromethylphenylamino)-4-trifluoromethyl-pyrimidine-5-carboxylic acid  
cyclohexylmethyl-amide;
- 2-(3-Cyanophenylamino)-4-trifluoromethyl-pyrimidin-5-carboxylic acid cyclohexylmethyl-  
35 amide;
- 2-(3-Cyanophenylamino)-4-trifluoromethyl-pyrimidine-5-carboxylic acid (tetrahydropyran-4-  
ylmethyl)-amide;
- 2-(3-Cyanophenylamino)-4-trifluoromethyl-pyrimidine-5-carboxylic acid cyclopentylmethyl-  
amide;
- 40 2-(4-Cyanophenylamino)-4-trifluoromethyl-pyrimidine-5-carboxylic acid cyclohexylmethyl-  
amide;
- 2-(4-Cyanophenylamino)-4-trifluoromethyl-pyrimidin-5-carboxylic acid (tetrahydropyran-4-  
ylmethyl)-amide;

- 2-(4-Cyanophenylamino)-4-trifluoromethyl-pyrimidine-5-carboxylic acid cyclopentylmethyl-  
amide;
- 2-(3-Methoxy-5-(trifluoromethyl)phenylamino)-4-trifluoromethyl-pyrimidine-5-carboxylic acid  
(tetrahydropyran-4-ylmethyl)-amide;
- 5 2-(3,5-Bis-trifluoromethyl-phenylamino)-4-trifluoromethyl-pyrimidine-5-carboxylic acid  
(tetrahydropyran-4-ylmethyl)-amide;
- 2-(3-Bromo-5-(trifluoromethyl)phenylamino)-4-trifluoromethyl-pyrimidine-5-carboxylic acid  
(tetrahydropyran-4-ylmethyl)-amide;
- 10 2-(3-Fluoro-5-(trifluoromethyl)phenylamino)-4-trifluoromethyl-pyrimidine-5-carboxylic acid  
(tetrahydropyran-4-ylmethyl)-amide;
- 2-(2-Fluoro-3-(trifluoromethyl)phenylamino)-4-trifluoromethyl-pyrimidine-5-carboxylic acid  
(tetrahydropyran-4-ylmethyl)-amide;
- 2-(2-Methylthio-3-(trifluoromethyl)phenylamino)-4-trifluoromethyl-pyrimidine-5-carboxylic acid  
(tetrahydropyran-4-ylmethyl)-amide;
- 15 2-(5-Chloro-2-methylphenylamino)-4-trifluoromethyl-pyrimidine-5-carboxylic acid  
(cyclopentylmethyl)-amide;
- 2-(3-Chloro-4-methylphenylamino)-4-trifluoromethyl-pyrimidine-5-carboxylic acid  
(tetrahydropyran-4-ylmethyl)-amide;
- 2-(3-Chloro-2-methylphenylamino)-4-trifluoromethyl-pyrimidine-5-carboxylic acid  
(tetrahydropyran-4-ylmethyl)-amide;
- 20 2-(4-Chloro-3-methoxyphenylamino)-4-trifluoromethyl-pyrimidine-5-carboxylic acid  
(tetrahydropyran-4-ylmethyl)-amide;
- 2-(4-Chloro-3-methylphenylamino)-4-trifluoromethyl-pyrimidine-5-carboxylic acid  
(tetrahydropyran-4-ylmethyl)-amide;
- 25 2-(3-Chlorophenylamino)-4-trifluoromethyl-pyrimidine-5-carboxylic acid cyclobutylmethyl-  
methyl-amide;
- 2-(3-Chlorophenylamino)-4-trifluoromethyl-pyrimidine-5-carboxylic acid cyclohexylmethyl-methyl-  
amide;
- 2-(3-Chlorophenylamino)-4-trifluoromethyl-pyrimidine-5-carboxylic acid cyclopentylmethyl-  
methyl-amide;
- 30 2-(5-Chloro-2-fluorophenylamino)-4-trifluoromethyl-pyrimidine-5-carboxylic acid  
cyclobutylmethyl-amide;
- 2-(3,5-Difluorophenylamino)-4-trifluoromethyl-pyrimidine-5-carboxylic acid cyclobutylmethyl-  
amide;
- 35 2-(3-Chloro-4-trifluoromethoxyphenylamino)-4-trifluoromethyl-pyrimidine-5-carboxylic acid  
cyclobutylmethyl-amide;
- 2-(3-Chloro-4-fluorophenylamino)-4-trifluoromethyl-pyrimidine-5-carboxylic acid  
cyclobutylmethyl-amide;
- 2-(3-Chloro-2-fluorophenylamino)-4-trifluoromethyl-pyrimidine-5-carboxylic acid  
cyclobutylmethyl-amide;
- 40 2-(3-Fluoro-4-trifluoromethylphenylamino)-4-trifluoromethyl-pyrimidine-5-carboxylic acid  
cyclobutylmethyl-amide;

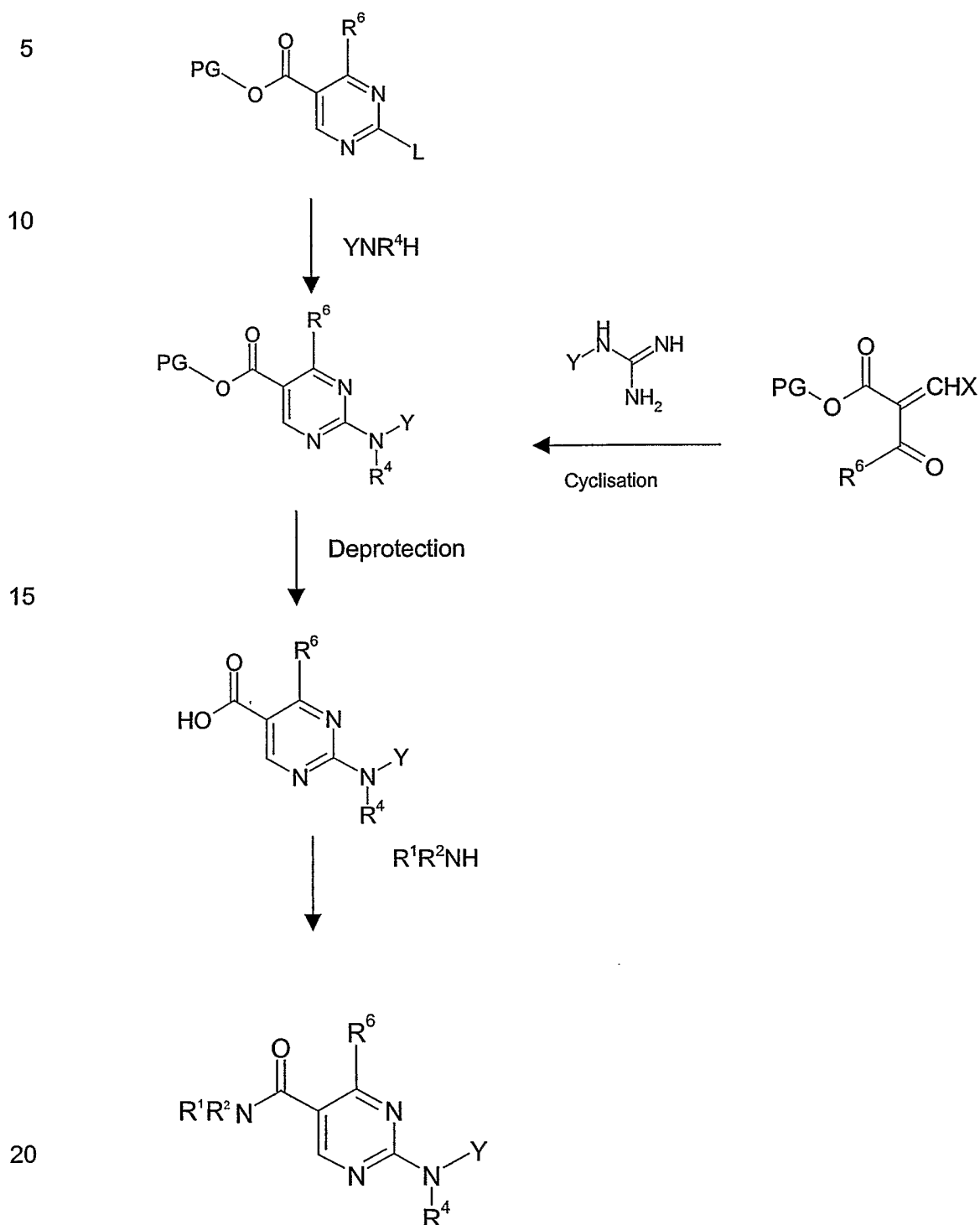
- 2-(3-Chloro-4-cyanophenylamino)-4-trifluoromethyl-pyrimidine-5-carboxylic acid  
cyclobutylmethyl-amide;
- 2-(3-Fluorophenylamino)-4-trifluoromethyl-pyrimidine-5-carboxylic acid cyclobutylmethyl-  
amide;
- 5 2-(3-Bromophenylamino)-4-trifluoromethyl-pyrimidine-5-carboxylic acid cyclobutylmethyl-  
amide;
- 2-(2,3-Dichlorophenylamino)-4-trifluoromethyl-pyrimidine-5-carboxylic acid cyclobutylmethyl-  
amide;
- 2-(2,4-Dichlorophenylamino)-4-trifluoromethyl-pyrimidine-5-carboxylic acid cyclobutylmethyl-  
amide;
- 10 2-(2,5-Dichlorophenylamino)-4-trifluoromethyl-pyrimidine-5-carboxylic acid cyclobutylmethyl-  
amide;
- 2-(2,6-Dichlorophenylamino)-4-trifluoromethyl-pyrimidine-5-carboxylic acid cyclobutylmethyl-  
amide;
- 15 2-(3,4-Dichlorophenylamino)-4-trifluoromethyl-pyrimidine-5-carboxylic acid cyclobutylmethyl-  
amide;
- 2-(3-Methoxyphenylamino)-4-trifluoromethyl-pyrimidine-5-carboxylic acid cyclobutylmethyl-  
amide;
- 2-(3,5-Dichlorophenylamino)-4-trifluoromethyl-pyrimidine-5-carboxylic acid cyclobutylmethyl-  
amide;
- 20 2-(3-Bromophenylamino)-4-trifluoromethyl-pyrimidine-5-carboxylic acid cyclopentylamide;
- 2-(2,4-Dichlorophenylamino)-4-trifluoromethyl-pyrimidine-5-carboxylic acid cyclopentylamide;
- 2-(3-Chlorophenylamino)-4-trifluoromethyl-pyrimidine-5-carboxylic acid cyclopropylamide;
- 2-(3-Chlorophenylamino)-4-trifluoromethyl-pyrimidine-5-carboxylic acid (3,3-dimethylbutyl)-  
amide;
- 25 2-(3-Chlorophenylamino)-4-trifluoromethyl-pyrimidine-5-carboxylic acid methyl-(tetrahydro-  
pyran-4-ylmethyl)-amide;
- 2-(2-Fluoro-3-chloro-phenylamino)-4-trifluoromethyl-pyrimidine-5-carboxylic acid (tetrahydro-  
pyran-4-ylmethyl)-amide;
- 30 2-(2-Fluoro-5-chloro-phenylamino)-4-trifluoromethyl-pyrimidine-5-carboxylic acid (tetrahydro-  
pyran-4-ylmethyl)-amide;
- 2-(3,5-Difluorophenylamino)-4-trifluoromethyl-pyrimidine-5-carboxylic acid (tetrahydro-pyran-  
4-ylmethyl)-amide;
- 2-(4-Fluoro-3-chloro-phenylamino)-4-trifluoromethyl-pyrimidine-5-carboxylic acid (tetrahydro-  
pyran-4-ylmethyl)-amide;
- 35 2-(4-Trifluoromethoxy-3-chloro-phenylamino)-4-trifluoromethyl-pyrimidine-5-carboxylic acid  
(tetrahydro-pyran-4-ylmethyl)-amide;
- 2-(4-Cyano-3-chloro-phenylamino)-4-trifluoromethyl-pyrimidine-5-carboxylic acid (tetrahydro-  
pyran-4-ylmethyl)-amide;
- 40 2-(4-Trifluoromethyl-3-fluoro-phenylamino)-4-trifluoromethyl-pyrimidine-5-carboxylic acid  
(tetrahydro-pyran-4-ylmethyl)-amide;
- 2-(4-Cyano-3-chloro-phenylamino)-4-trifluoromethyl-pyrimidine-5-carboxylic acid  
cyclopentylmethyl-amide;

- 2-(2,4-Dichloro-phenylamino)-4-trifluoromethyl-pyrimidine-5-carboxylic acid (1,1-dioxo-hexahydro-1 *l*<sup>6</sup> - thiopyran-4-yl)-amide;
- 2-(2,4-Difluoro-phenylamino)-4-trifluoromethyl-pyrimidine-5-carboxylic acid cyclohexylmethyl-amide;
- 5 2-(2-Chloro-4-fluoro-phenylamino)-4-trifluoromethyl-pyrimidine-5-carboxylic acid cyclohexylmethyl-amide;
- 2-(2,4-Difluoro-phenylamino)-4-trifluoromethyl-pyrimidine-5-carboxylic acid cyclobutylmethyl-amide;
- 10 2-(2-Chloro-4-fluoro-phenylamino)-4-trifluoromethyl-pyrimidine-5-carboxylic acid cyclobutylmethyl-amide;
- 2-(2-Chloro-4-bromo-phenylamino)-4-trifluoromethyl-pyrimidine-5-carboxylic acid cyclohexylmethyl-amide;
- 2-(2-Fluoro-4-chloro-phenylamino)-4-trifluoromethyl-pyrimidine-5-carboxylic acid cyclohexylmethyl-amide;
- 15 2-(2-Chloro-4-bromo-phenylamino)-4-trifluoromethyl-pyrimidine-5-carboxylic acid cyclobutylmethyl-amide;
- 2-(2-Fluoro-4-chloro-phenylamino)-4-trifluoromethyl-pyrimidine-5-carboxylic acid cyclobutylmethyl-amide;
- 20 2-(2-Fluoro-4-bromo-phenylamino)-4-trifluoromethyl-pyrimidine-5-carboxylic acid cyclobutylmethyl-amide;
- 2-(2-Bromo-4-chloro-phenylamino)-4-trifluoromethyl-pyrimidine-5-carboxylic acid cyclobutylmethyl-amide;
- 2-(2-Fluoro-4-bromo-phenylamino)-4-trifluoromethyl-pyrimidine-5-carboxylic acid cyclohexylmethyl-amide;
- 25 2-(2-Fluoro-4-bromo-phenylamino)-4-trifluoromethyl-pyrimidine-5-carboxylic acid (tetrahydro-pyran-4-ylmethyl)-amide;
- 2-(2-Chloro-4-fluoro-phenylamino)-4-trifluoromethyl-pyrimidine-5-carboxylic acid (tetrahydro-pyran-4-ylmethyl)-amide;
- 2-(2-Chloro-4-bromo-phenylamino)-4-trifluoromethyl-pyrimidine-5-carboxylic acid (tetrahydro-pyran-4-ylmethyl)-amide;
- 30 2-(2-Chloro-4-cyano-phenylamino)-4-trifluoromethyl-pyrimidine-5-carboxylic acid (tetrahydro-pyran-4-ylmethyl)-amide;
- 2-(2-Chloro-4-trifluoromethyl-phenylamino)-4-trifluoromethyl-pyrimidine-5-carboxylic acid (tetrahydro-pyran-4-ylmethyl)-amide;
- 35 2-(2-Chloro-4-cyano-phenylamino)-4-trifluoromethyl-pyrimidine-5-carboxylic acid cyclohexylmethyl-amide;
- 2-(2-Bromo-4-chloro-phenylamino)-4-trifluoromethyl-pyrimidine-5-carboxylic acid cyclohexylmethyl-amide;
- 2-(2-Bromo-4-chloro-phenylamino)-4-trifluoromethyl-pyrimidine-5-carboxylic acid (tetrahydro-pyran-4-ylmethyl)-amide;
- 40 2-(3-Bromophenylamino)-4-trifluoromethyl-pyrimidine-5-carboxylic acid cyclopropylmethyl-amide;

- 2-(2,4-Dichlorophenylamino)-4-trifluoromethyl-pyrimidine-5-carboxylic acid cyclopropylmethyl-  
amide;
- 2-(2,3-Difluorophenylamino)-4-trifluoromethyl-pyrimidine-5-carboxylic acid cyclohexylmethyl-  
amide;
- 5 2-(2-Fluoro-3-trifluoromethyl-phenylamino)-4-trifluoromethyl-pyrimidine-5-carboxylic acid  
cyclohexylmethyl-amide;
- 2-(2-Chloro-4-methylphenylamino)-4-trifluoromethyl-pyrimidine-5-carboxylic acid  
cyclohexylmethyl-amide;
- 10 2-(4-Chloro-3-methoxyphenylamino)-4-trifluoromethyl-pyrimidine-5-carboxylic acid  
cyclohexylmethyl-amide;
- 2-(5-Chloro-2-methylphenylamino)-4-trifluoromethyl-pyrimidine-5-carboxylic acid  
cyclohexylmethyl-amide;
- 2-(3-Chloro-4-fluoro-phenylamino)-4-trifluoromethyl-pyrimidine-5-carboxylic acid  
cyclopentylmethyl-amide;
- 15 2-(3-Chloro-2-fluoro-phenylamino)-4-trifluoromethyl-pyrimidine-5-carboxylic acid  
cyclopentylmethyl-amide;
- 2-(2-Chloro-5-fluoro-phenylamino)-4-trifluoromethyl-pyrimidine-5-carboxylic acid  
cyclopentylmethyl-amide;
- 20 2-(3,4-Dichlorophenylamino)-4-trifluoromethylpyrimidine-5-carboxylic acid (tetrahydro-pyran-4-  
ylmethyl)-amide;
- 2-(Phenylamino)-4-trifluoromethyl-pyrimidine-5-carboxylic acid cyclopentylmethyl-amide 2-(2-  
Fluoro-3-trifluoromethyl-phenylamino)-4-trifluoromethyl-pyrimidine-5-carboxylic acid  
cyclobutylmethyl-amide;
- 25 2-(2-Trifluoromethyl-4-bromo-phenylamino)-4-trifluoromethyl-pyrimidine-5-carboxylic acid  
(tetrahydro-pyran-4-ylmethyl)-amide;
- 2-(3-Chlorophenylamino)-4-trifluoromethyl-pyrimidine-5-carboxylic acid (tetrahydrothiopyran-4-  
ylmethyl) amide;
- 2-(2,4-Dichlorophenylamino)-4-trifluoromethyl-pyrimidine-5-carboxylic acid  
(tetrahydrothiopyran-4-ylmethyl) amide;
- 30 and pharmaceutically acceptable derivatives thereof.

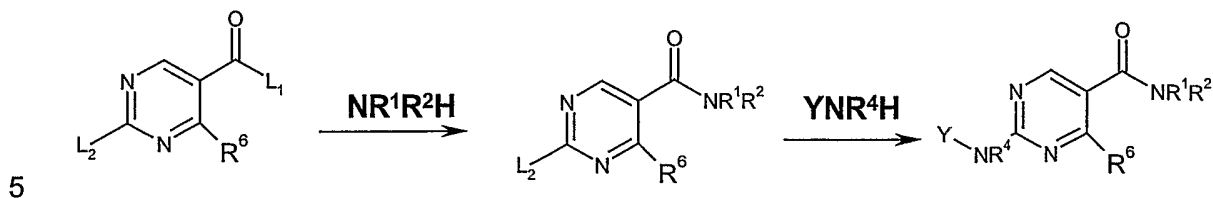
Compounds of formula (I) can be prepared as set forth in the following schemes:

Scheme 1:



$\text{NR}^a\text{R}^b$  wherein  $\text{R}^a$  and  $\text{R}^b$  are independently selected from  $\text{C}_{1-6}$  alkyl, e.g. methyl, and  $\text{R}^1$ ,  $\text{R}^2$ ,  $\text{R}^4$ ,  $\text{R}^6$  and  $\text{Y}$  are as defined for compounds of formula (I).

Scheme 2:



wherein  $\text{L}_1$  and  $\text{L}_2$  are leaving groups independently selected from halo, for example chloro,  $\text{R}^1$ ,  $\text{R}^2$ ,  $\text{R}^4$ ,  $\text{R}^6$  and  $\text{Y}$  are as defined for compounds of formula (I).

10 It is to be understood that the present invention encompasses all isomers of compounds of formula (I) and their pharmaceutically acceptable derivatives, including all geometric, tautomeric and optical forms, and mixtures thereof (e.g. racemic mixtures). Where additional chiral centres are present in compounds of formula (I), the present invention includes within its scope all possible diastereoisomers, including mixtures thereof. The different isomeric forms may be separated or resolved one from the other by conventional methods, or any given isomer may be obtained by conventional synthetic methods or by stereospecific or asymmetric syntheses.

15 The subject invention also includes isotopically-labeled compounds, which are identical to those recited in formulas I and following, but for the fact that one or more atoms are replaced by an atom having an atomic mass or mass number different from the atomic mass or mass number usually found in nature. Examples of isotopes that can be incorporated into compounds of the invention include isotopes of hydrogen, carbon, nitrogen, oxygen, phosphorous, fluorine, iodine, and chlorine, such as  $^3\text{H}$ ,  $^{11}\text{C}$ ,  $^{14}\text{C}$ ,  $^{18}\text{F}$ ,  $^{123}\text{I}$  and  $^{125}\text{I}$ .

20

Compounds of the present invention and pharmaceutically acceptable salts of said compounds that contain the aforementioned isotopes and/or other isotopes of other atoms are within the scope of the present invention. Isotopically-labeled compounds of the present invention, for example those into which radioactive isotopes such as  $^3\text{H}$ ,  $^{14}\text{C}$  are incorporated, are useful in drug and/or substrate tissue distribution assays. Tritiated, i.e.,  $^3\text{H}$ , and carbon-14, i.e.,  $^{14}\text{C}$ , isotopes are particularly preferred for their ease of preparation and detectability.  $^{11}\text{C}$  and  $^8\text{F}$  isotopes are particularly useful in PET (positron emission tomography), and  $^{125}\text{I}$  isotopes are particularly useful in SPECT (single photon emission computerized tomography), all useful in brain imaging. Further, substitution with heavier isotopes such as deuterium, i.e.,  $^2\text{H}$ , can afford certain therapeutic advantages resulting from greater metabolic stability, for example increased *in vivo* half-life or reduced dosage requirements and, hence, may be preferred in some circumstances. Isotopically labeled compounds of formula I and following of this invention can generally be prepared by carrying out the procedures disclosed in the Schemes and/or in the Examples below, by substituting a readily available isotopically labeled reagent for a non-isotopically labeled reagent.

25

30

35

The compounds of formula (I) may be prepared in crystalline or non-crystalline form, and, if crystalline, may optionally be hydrated or solvated. This invention includes within its scope stoichiometric hydrates or solvates as well as compounds containing variable amounts of water and/or solvent.

The compounds of the invention bind selectively to the CB2 receptor, and are therefore useful in treating CB2 receptor mediated diseases.

In view of their ability to bind to the CB2 receptor, the compounds of the invention may be useful in the treatment of the disorders that follow. Thus, the compounds of formula (I) may be useful as analgesics. For example they may be useful in the treatment of chronic inflammatory pain (e.g. pain associated with rheumatoid arthritis, osteo-arthritis, rheumatoid spondylitis, gouty arthritis and juvenile arthritis) including the property of disease modification and joint structure preservation; musculoskeletal pain; lower back and neck pain; sprains and strains; neuropathic pain; sympathetically maintained pain; myositis; pain associated with cancer and fibromyalgia; pain associated with migraine; pain associated with influenza or other viral infections, such as the common cold; rheumatic fever; pain associated with functional bowel disorders such as non-ulcer dyspepsia, non-cardiac chest pain and irritable bowel syndrome; pain associated with myocardial ischemia; post operative pain; headache; toothache; and dysmenorrhea.

The compounds of the invention may also be useful disease modification or joint structure preservation in multiple sclerosis, rheumatoid arthritis, osteo-arthritis, rheumatoid spondylitis, gouty arthritis and juvenile arthritis.

The compounds of the invention may be particularly useful in the treatment of neuropathic pain. Neuropathic pain syndromes can develop following neuronal injury and the resulting pain may persist for months or years, even after the original injury has healed. Neuronal injury may occur in the peripheral nerves, dorsal roots, spinal cord or certain regions in the brain. Neuropathic pain syndromes are traditionally classified according to the disease or event that precipitated them. Neuropathic pain syndromes include: diabetic neuropathy; sciatica; non-specific lower back pain; multiple sclerosis pain; fibromyalgia; HIV-related neuropathy; post-herpetic neuralgia; trigeminal neuralgia; and pain resulting from physical trauma, amputation, cancer, toxins or chronic inflammatory conditions. These conditions are difficult to treat and although several drugs are known to have limited efficacy, complete pain control is rarely achieved. The symptoms of neuropathic pain are incredibly heterogeneous and are often described as spontaneous shooting and lancinating pain, or ongoing, burning pain. In addition, there is pain associated with normally non-painful sensations such as "pins and needles" (paraesthesias and dysesthesias), increased sensitivity to touch (hyperesthesia), painful sensation following innocuous stimulation (dynamic, static or thermal allodynia), increased sensitivity to noxious stimuli (thermal, cold, mechanical hyperalgesia), continuing pain sensation after removal of the stimulation (hyperpathia) or an absence of or deficit in selective sensory pathways (hypoalgesia).

The compounds of formula (I) may also be useful in the treatment of fever.

The compounds of formula (I) may also be useful in the treatment of inflammation, for example in the treatment of skin conditions (e.g. sunburn, burns, eczema, dermatitis, psoriasis); ophthalmic diseases such as glaucoma, retinitis, retinopathies, uveitis and of acute injury to the eye tissue (e.g. conjunctivitis); lung disorders (e.g. asthma, bronchitis, emphysema, allergic rhinitis, respiratory distress syndrome, pigeon fancier's disease, farmer's lung, chronic obstructive pulmonary disease, (COPD)); gastrointestinal tract disorders (e.g. aphthous ulcer, Crohn's disease, atopic gastritis, gastritis varioliforme, ulcerative colitis, coeliac disease, regional ileitis, irritable bowel syndrome, inflammatory bowel disease, gastro esophageal reflux disease); organ

transplantation; other conditions with an inflammatory component such as vascular disease, migraine, periarteritis nodosa, thyroiditis, aplastic anaemia, Hodgkin's disease, sclerodoma, myaesthesia gravis, multiple sclerosis, sorcoidosis, nephrotic syndrome, Bechet's syndrome, polymyositis, gingivitis, myocardial ischemia, pyrexia, systemic lupus erythematosus, tendinitis, bursitis, and Sjogren's syndrome.

5 The compounds of formula (I) are also useful in the treatment of immunological diseases such as autoimmune diseases, immunological deficiency diseases or organ transplantation. The compounds of formula (I) are also effective in increasing the latency of HIV infection.

10 The compounds of formula (I) are also useful in the treatment of diseases of abnormal platelet function (e.g. occlusive vascular diseases).

The compounds of formula (I) are also useful for the preparation of a drug with diuretic action.

The compounds of formula (I) are also useful in the treatment of impotence or erectile dysfunction.

15 The compounds of formula (I) are also useful for attenuating the hemodynamic side effects of non-steroidal anti-inflammatory drugs (NSAID's) and cyclooxygenase-2 (COX-2) inhibitors.

20 The compounds of formula (I) are also useful in the treatment of neurodegenerative diseases and neurodegeneration such as dementia, particularly degenerative dementia (including senile dementia, Alzheimer's disease, Pick's disease, Huntingdon's chorea, Parkinson's disease and Creutzfeldt-Jakob disease, motor neuron disease); vascular dementia (including multi-infarct dementia); as well as dementia associated with intracranial space occupying lesions; trauma; infections and related conditions (including HIV infection); dementia in Parkinson's disease; metabolism; toxins; anoxia and vitamin deficiency; and mild cognitive impairment associated with ageing, particularly Age Associated Memory Impairment. The compounds may also be useful for the treatment of amyotrophic lateral sclerosis (ALS) and neuroinflammation.

25 The compounds of formula (I) are also useful in neuroprotection and in the treatment of neurodegeneration following stroke, cardiac arrest, pulmonary bypass, traumatic brain injury, spinal cord injury or the like.

30 The compounds of formula (I) are also useful in the treatment of tinnitus.

35 The compounds of formula (I) are also useful in the treatment of psychiatric disease for example schizophrenia, depression (which term is used herein to include bipolar depression, unipolar depression, single or recurrent major depressive episodes with or without psychotic features, catatonic features, melancholic features, atypical features or postpartum onset, seasonal affective disorder, dysthymic disorders with early or late onset and with or without atypical features, neurotic depression and social phobia, depression accompanying dementia for example of the Alzheimer's type, schizoaffective disorder or the depressed type, and depressive disorders resulting from general medical conditions including, but not limited to, myocardial infarction, diabetes, miscarriage or abortion, *etc*), anxiety disorders (including generalised anxiety disorder and social anxiety disorder), panic disorder, agoraphobia, social phobia, obsessive compulsive disorder and post-traumatic stress disorder, memory disorders, including dementia, amnesic disorders and age-associated memory impairment, disorders of eating behaviours, including anorexia nervosa and bulimia nervosa, sexual dysfunction, sleep disorders (including disturbances

of circadian rhythm, dyssomnia, insomnia, sleep apnea and narcolepsy), withdrawal from abuse of drugs such as of cocaine, ethanol, nicotine, benzodiazepines, alcohol, caffeine, phencyclidine (phencyclidine-like compounds), opiates (e.g. cannabis, heroin, morphine), amphetamine or amphetamine-related drugs (e.g. dextroamphetamine, methylamphetamine) or a combination thereof.

The compounds of formula (I) are also useful in preventing or reducing dependence on, or preventing or reducing tolerance or reverse tolerance to, a dependence - inducing agent. Examples of dependence inducing agents include opioids (e.g. morphine), CNS depressants (e.g. ethanol), psychostimulants (e.g. cocaine) and nicotine.

The compounds of formula (I) are also useful in the treatment of kidney dysfunction (nephritis, particularly mesangial proliferative glomerulonephritis, nephritic syndrome), liver dysfunction (hepatitis, cirrhosis), gastrointestinal dysfunction (diarrhoea) and colon cancer.

It is to be understood that references to treatment includes both treatment of established symptoms and prophylactic treatment unless explicitly stated otherwise.

According to a further aspect of the invention, we provide a compound of formula (I) or a pharmaceutically acceptable derivative thereof for use in human or veterinary medicine.

According to another aspect of the invention, we provide a compound of formula (I) or a pharmaceutically acceptable derivative thereof for use in the treatment of a condition which is mediated by the activity of cannabinoid 2 receptors.

According to a further aspect of the invention, we provide a method of treating a human or animal subject suffering from a condition which is mediated by the activity of cannabinoid 2 receptors which comprises administering to said subject a therapeutically effective amount of a compound of formula (I) or a pharmaceutically acceptable derivative thereof.

According to a further aspect of the invention we provide a method of treating a human or animal subject suffering from an immune disorder, an inflammatory disorder, pain, rheumatoid arthritis, multiple sclerosis, osteoarthritis or osteoporosis which method comprises administering to said subject an effective amount of a compound of formula (I) or a pharmaceutically acceptable derivative thereof. Preferably the pain is selected from inflammatory pain, visceral pain, cancer pain, neuropathic pain, lower back pain, muscular skeletal, post operative pain, acute pain and migraine. More preferably the inflammatory pain is pain associated with rheumatoid arthritis or osteoarthritis.

According to another aspect of the invention is provided the use of a compound of formula (I) or a pharmaceutically acceptable derivative thereof for the manufacture of a therapeutic agent for the treatment or prevention of a condition such as an immune disorder, an inflammatory disorder, pain, rheumatoid arthritis, multiple sclerosis, osteoarthritis or osteoporosis

Preferably the pain is selected from inflammatory pain, visceral pain, cancer pain, neuropathic pain, lower back pain, muscular skeletal, post operative pain, acute pain and migraine. More preferably the inflammatory pain is pain associated with rheumatoid arthritis or osteoarthritis.

In order to use a compound of formula (I) or a pharmaceutically acceptable derivative thereof for the treatment of humans and other mammals it is normally formulated in accordance with standard pharmaceutical practice as a pharmaceutical composition. Therefore in another aspect of the invention is provided a pharmaceutical composition comprising a compound of

formula (I) or a pharmaceutically acceptable derivative thereof adapted for use in human or veterinary medicine.

As used herein, "modulator" means both antagonist, full or partial agonist and inverse agonist. In none embodiment of the present modulators are agonists.

5 The term "treatment" or "treating" as used herein includes the treatment of established disorders and also includes the prophylaxis thereof. The term "prophylaxis" is used herein to mean preventing symptoms in an already afflicted subject or preventing recurrence of symptoms in an afflicted subject and is not limited to complete prevention of an affliction.

10 Compounds of formula (I) and their pharmaceutically acceptable derivatives may be administered in a standard manner for the treatment of the indicated diseases, for example orally, parenterally, sub-lingually, dermally, intranasally, transdermally, rectally, via inhalation or via buccal administration.

15 Compositions of formula (I) and their pharmaceutically acceptable derivatives which are active when given orally can be formulated as syrups, tablets, capsules and lozenges. A syrup formulation will generally consist of a suspension or solution of the compound or salt in a liquid carrier for example, ethanol, peanut oil, olive oil, glycerine or water with a flavouring or colouring agent. Where the composition is in the form of a tablet, any pharmaceutical carrier routinely used for preparing solid formulations may be used. Examples of such carriers include magnesium stearate, terra alba, talc, gelatin, acacia, stearic acid, starch, lactose and sucrose.

20 Where the composition is in the form of a capsule, any routine encapsulation is suitable, for example using the aforementioned carriers in a hard gelatin capsule shell. Where the composition is in the form of a soft gelatin shell capsule any pharmaceutical carrier routinely used for preparing dispersions or suspensions may be considered, for example aqueous gums, celluloses, silicates or oils, and are incorporated in a soft gelatin capsule shell.

25 Typical parenteral compositions consist of a solution or suspension of a compound or derivative in a sterile aqueous or non-aqueous carrier optionally containing a parenterally acceptable oil, for example polyethylene glycol, polyvinylpyrrolidone, lecithin, arachis oil or sesame oil.

30 Typical compositions for inhalation are in the form of a solution, suspension or emulsion that may be administered as a dry powder or in the form of an aerosol using a conventional propellant such as dichlorodifluoromethane or trichlorofluoromethane.

35 A typical suppository formulation comprises a compound of formula (I) or a pharmaceutically acceptable derivative thereof which is active when administered in this way, with a binding and/or lubricating agent, for example polymeric glycols, gelatins, cocoa-butter or other low melting vegetable waxes or fats or their synthetic analogs.

Typical dermal and transdermal formulations comprise a conventional aqueous or non-aqueous vehicle, for example a cream, ointment, lotion or paste or are in the form of a medicated plaster, patch or membrane.

40 Preferably the composition is in unit dosage form, for example a tablet, capsule or metered aerosol dose, so that the patient may administer a single dose.

Each dosage unit for oral administration contains suitably from 0.01mg/Kg to 500 mg/Kg for example 0.1 mg to 500 mg/Kg, and preferably from 0.01 mg to 100 mg/Kg for example 1mg/Kg to 100mg/Kg, and each dosage unit for parenteral administration contains suitably from

0.1 mg to 100 mg/Kg, of a compound of formula (I) or a pharmaceutically acceptable derivative thereof calculated as the free acid. Each dosage unit for intranasal administration contains suitably 1-400 mg and preferably 10 to 200 mg per person. A topical formulation contains suitably 0.01 to 5.0% of a compound of formula (I).

5           The daily dosage regimen for oral administration is suitably about 0.01 mg/Kg to 40 mg/Kg, of a compound of formula (I) or a pharmaceutically acceptable derivative thereof calculated as the free acid. The daily dosage regimen for parenteral administration is suitably about 0.001 mg/Kg to 40 mg/Kg, of a compound of formula (I) or a pharmaceutically acceptable derivative thereof calculated as the free acid. The daily dosage regimen for intranasal  
10 administration and oral inhalation is suitably about 10 to about 500 mg/person. The active ingredient may be administered from 1 to 6 times a day, sufficient to exhibit the desired activity.

          It may be advantageous to prepare the compounds of the present invention as nanoparticles. This may improve the oral bioavailability of the compounds. For the purposes of the present invention "nanoparticulate" is defined as solid particles with 50% of the particles  
15 having a particle size of less than 1 $\mu$ m, more preferably less than 0.75 $\mu$ m

          The particle size of the solid particles of compound (I) may be determined by laser diffraction. A suitable machine for determining particle size by laser diffraction is a Lecotrac laser particle size analyser, using an HELOS optical bench fitted with a QUIXEL dispersion unit.

          Numerous processes for the synthesis of solid particles in nanoparticulate form are  
20 known. Typically these processes involve a milling process, preferably a wet milling process in the presence of a surface modifying agent that inhibits aggregation and/or crystal growth of the nanoparticles once created. Alternatively these processes may involve a precipitation process, preferably a process of precipitation in an aqueous medium from a solution of the drug in a non-aqueous solvent.

25           Accordingly, in a further aspect, the present invention provides a process for preparing compound (I) in nanoparticulate form as hereinbefore defined, which process comprises milling or precipitation.

          Representative processes for the preparation of solid particles in nanoparticulate form are described in the patents and publications listed below.

30 U.S. Patent No. 4,826,689 to Violanto & Fischer, U. S. Patent No. 5,145,684 to Liversidge et al  
U.S. Patent No. 5,298,262 to Na & Rajagopalan, U.S. Patent No. 5,302,401 Liversidge et al  
U.S. Patent No. 5,336,507 to Na & Rajagopalan, U.S. Patent No. 5,340,564 to Illig & Sarpotdar  
U.S. Patent No. 5,346,702 to Na Rajagopalan, U.S. Patent No. 5,352,459 to Hollister et al  
U.S. Patent No. 5,354,560 to Lovrecich, U.S. Patent No. 5,384,124 to Courteille et al, U.S. Patent  
35 No. 5,429,824 to June, U.S. Patent No. 5,503,723 to Ruddy et al, U.S. Patent No. 5,510 118 to  
Bosch et al, U.S. Patent No. 5,518 to Bruno et al, U.S. Patent No. 5,518,738 to Eickhoff et al,  
U.S. Patent No. 5,534,270 to De Castro, U.S. Patent No. 5,536,508 to Canal et al, U.S. Patent No.  
5,552,160 to Liversidge et al, U.S. Patent No. 5,560,931 to Eickhoff et al, U.S. Patent No.  
5,560,932 to Bagchi et al, U.S. Patent No. 5,565,188 to Wong et al, U.S. Patent No. 5,571,536 to  
40 Eickhoff et al, U.S. Patent No. 5,573,783 to Desieno & Stetsko, U.S. Patent No. 5,580,579 to  
Ruddy et al, U.S. Patent No 5,585,108 to Ruddy et al, U.S. Patent No. 5,587,143 to Wong, U.S.  
Patent No. 5,591456 to Franson et al, U.S. Patent No. 5,622,938 to Wong, U.S. Patent No  
5,662,883 to Bagchi et al, U.S. Patent No. 5,665,331 to Bagchi et al, U.S. Patent No. 5,718,919 to

Ruddy et al, U.S. Patent No. 5,747,001 to Wiedmann et al, WO93/25190, WO96/24336, WO 97/14407, WO 98/35666, WO 99/65469, WO 00/18374, WO 00/27369, WO 00/30615 and WO 01/41760.

5 Such processes may be readily adapted for the preparation of compound (I) in nanoparticulate form. Such processes form a further aspect of the invention.

The process of the present invention preferably uses a wet milling step carried out in a mill such as a dispersion mill in order to produce a nanoparticulate form of the compound. The present invention may be put into practice using a conventional wet milling technique, such as that described in Lachman *et al.*, The Theory and Practice of Industrial Pharmacy, Chapter 2, "Milling" p.45 (1986).

10 In a further refinement, WO02/00196 (SmithKline Beecham plc) describes a wet milling procedure using a mill in which at least some of the surfaces are made of nylon (polyamide) comprising one or more internal lubricants, for use in the preparation of solid particles of a drug substance in nanoparticulate form.

15 In another aspect the present invention provides a process for preparing compounds of the invention in nanoparticulate form comprising wet milling a suspension of compound in a mill having at least one chamber and agitation means, said chamber(s) and/or said agitation means comprising a lubricated nylon, as described in WO02/00196.

20 The suspension of a compound of the invention for use in the wet milling is typically a liquid suspension of the coarse compound in a liquid medium. By "suspension" is meant that the compound is essentially insoluble in the liquid medium. Representative liquid media include an aqueous medium. Using the process of the present invention the average particle size of coarse compound of the invention may be up to 1mm in diameter. This advantageously avoids the need to pre-process the compound.

25 In a further aspect of the invention the aqueous medium to be subjected to the milling comprises compound (I) present in from about 1% to about 40% w/w, preferably from about 10% to about 30% w/w, more preferably about 20% w/w.

30 The aqueous medium may further comprise one or more pharmaceutically acceptable water-soluble carriers which are suitable for steric stabilisation and the subsequent processing of compound (I) after milling to a pharmaceutical composition, e.g. by spray drying. Pharmaceutically acceptable excipients most suitable for steric stabilisation and spray-drying are surfactants such as poloxamers, sodium lauryl sulphate and polysorbates etc; stabilisers such as celluloses e.g. hydroxypropylmethyl cellulose; and carriers such as carbohydrates e.g. mannitol.

35 In a further aspect of the invention the aqueous medium to be subjected to the milling may further comprise hydroxypropylmethyl cellulose (HPMC) present from about 0.1 to about 10% w/w.

The process of the present invention may comprise the subsequent step of drying compound of the invention to yield a powder.

40 Accordingly, in a further aspect, the present invention provides a process for preparing a pharmaceutical composition contain a compound of the present invention which process comprises producing compound of formula (I) in nanoparticulate form optionally followed by drying to yield a powder.

A further aspect of the invention is a pharmaceutical composition comprising a compound of formula (I) or a pharmaceutically acceptable derivative thereof in which the

compound of formula (I) or a pharmaceutically acceptable derivate thereof is present in solid particles in nanoparticulate form, in admixture with one or more pharmaceutically acceptable carriers or excipients.

5 By "drying" is meant the removal of any water or other liquid vehicle used during the process to keep compound of formula (I) in liquid suspension or solution. This drying step may be any process for drying known in the art, including freeze drying, spray granulation or spray drying. Of these methods spray drying is particularly preferred. All of these techniques are well known in the art. Spray drying/fluid bed granulation of milled compositions is carried out most suitably using a spray dryer such as a Mobile Minor Spray Dryer [Niro, Denmark], or a fluid bed  
10 drier, such as those manufactured by Glatt, Germany.

In a further aspect the invention provides a pharmaceutical composition as hereinbefore defined, in the form of a dried powder, obtainable by wet milling solid particles of compound of formula (I) followed by spray-drying the resultant suspension.

15 Preferably, the pharmaceutical composition as hereinbefore defined, further comprises HPMC present in less than 15% w/w, preferably in the range 0.1 to 10% w/w.

The CB<sub>2</sub> receptor compounds for use in the instant invention may be used in combination with other therapeutic agents, for example COX-2 inhibitors, such as celecoxib, deracoxib, rofecoxib, valdecoxib, parecoxib or COX-189; 5-lipoxygenase inhibitors; NSAID's, such as aspirin, diclofenac, indomethacin, nabumetone or ibuprofen; leukotriene receptor antagonists;  
20 DMARD's such as methotrexate; adenosine A1 receptor agonists; sodium channel blockers, such as lamotrigine; NMDA receptor modulators, such as glycine receptor antagonists; gabapentin and related compounds; tricyclic antidepressants such as amitriptyline; neurone stabilising antiepileptic drugs; mono-aminergic uptake inhibitors such as venlafaxine; opioid analgesics; local anaesthetics; 5HT<sub>1</sub> agonists, such as triptans, for example sumatriptan, naratriptan, zolmitriptan, eletriptan, frovatriptan, almotriptan or rizatriptan; EP<sub>1</sub> receptor ligands, EP<sub>4</sub> receptor  
25 ligands; EP<sub>2</sub> receptor ligands; EP<sub>3</sub> receptor ligands; EP<sub>4</sub> antagonists; EP<sub>2</sub> antagonists and EP<sub>3</sub> antagonists; bradykinin receptor ligands and vanilloid receptor ligand, antirheumatoid arthritis drugs, for example anti TNF drugs e.g. enbrel, remicade, anti-IL-1 drugs, or DMARDS e.g. leflunamide. When the compounds are used in combination with other therapeutic agents, the  
30 compounds may be administered either sequentially or simultaneously by any convenient route.

Additional COX-2 inhibitors are disclosed in US Patent Nos. 5,474,995 US5,633,272; US5,466,823, US6,310,099 and US6,291,523; and in WO 96/25405, WO 97/38986, WO 98/03484, WO 97/14691, WO99/12930, WO00/26216, WO00/52008, WO00/38311, WO01/58881 and WO02/18374.

35 The compound of the present invention may be administered in combination with other active substances such as 5HT<sub>3</sub> antagonists, NK-1 antagonists, serotonin agonists, selective serotonin reuptake inhibitors (SSRI), noradrenaline re-uptake inhibitors (SNRI), tricyclic antidepressants and/or dopaminergic antidepressants.

Suitable 5HT<sub>3</sub> antagonists which may be used in combination of the compound of the  
40 inventions include for example ondansetron, granisetron, metoclopramide.

Suitable serotonin agonists which may be used in combination with the compound of the invention include sumatriptan, rauwolscine, yohimbine, metoclopramide.

Suitable SSRIs which may be used in combination with the compound of the invention include fluoxetine, citalopram, femoxetine, fluvoxamine, paroxetine, indalpine, sertraline, zimeldine.

5 Suitable SNRIs which may be used in combination with the compound of the invention include venlafaxine and reboxetine.

Suitable tricyclic antidepressants which may be used in combination with a compound of the invention include imipramine, amitriptyline, chlormipramine and nortriptyline.

Suitable dopaminergic antidepressants which may be used in combination with a compound of the invention include bupropion and amineptine.

10 It will be appreciated that the compounds of any of the above combinations or compositions may be administered simultaneously (either in the same or different pharmaceutical formulations), separately or sequentially.

The invention thus provides, in a further aspect, a combination comprising a compound of formula (I) or a pharmaceutically acceptable derivative thereof together with a further therapeutic agent or agents.

15 The combinations referred to above may conveniently be presented for use in the form of a pharmaceutical formulation and thus pharmaceutical formulations comprising a combination as defined above together with a pharmaceutically acceptable carrier or excipient comprise a further aspect of the invention. The individual components of such combinations may be administered either sequentially or simultaneously in separate or combined pharmaceutical formulations.

20 When a compound of formula (I) or a pharmaceutically acceptable derivative thereof is used in combination with a second therapeutic agent active against the same disease state the dose of each compound may differ from that when the compound is used alone. Appropriate doses will be readily appreciated by those skilled in the art.

25

#### Determination of cannabinoid CB1 Receptor Agonist Activity

The cannabinoid CB1 receptor agonist activity of the compounds of formula (I) was determined in accordance with the following experimental method.

#### 30 Experimental Method

Yeast (*Saccharomyces cerevisiae*) cells expressing the human cannabinoid CB1 receptor were generated by integration of an expression cassette into the *ura3* chromosomal locus of yeast strain MMY23. This cassette consisted of DNA sequence encoding the human CB1 receptor flanked by the yeast GPD promoter to the 5' end of CB1 and a yeast transcriptional terminator sequence to the 3' end of CB1. MMY23 expresses a yeast/mammalian chimeric G-protein alpha subunit in which the C-terminal 5 amino acids of Gpa1 are replaced with the C-terminal 5 amino acids of human G $\alpha$ i3 (as described in Brown et al. (2000), *Yeast* 16:11-22). Cells were grown at 30°C in liquid Synthetic Complete (SC) yeast media (Guthrie and Fink (1991), *Methods in Enzymology*, Vol. 194) lacking uracil, tryptophan, adenine and leucine to late logarithmic phase (approximately 6 OD<sub>600</sub>/ml).

40 Agonists were prepared as 10 mM stocks in DMSO. EC<sub>50</sub> values (the concentration required to produce 50% maximal response) were estimated using dilutions of between 3- and 5-fold (BiomekFX, Beckman) into DMSO. Agonist solutions in DMSO (1% final assay volume)

were transferred into black, clear bottom, microtitre plates from NUNC (96- or 384-well). Cells were suspended at a density of 0.2 OD<sub>600</sub>/ml in SC media lacking histidine, uracil, tryptophan, adenine and leucine and supplemented with 10mM 3-aminotriazole, 0.1M sodium phosphate pH 7.0, and 20µM fluorescein di-β-D-glucopyranoside (FDGlu). This mixture (50ul per well for 384-well plates, 200ul per well for 96-well plates) was added to agonist in the assay plates (Multidrop 384, Labsystems). After incubation at 30°C for 24 hours, fluorescence resulting from degradation of FDGlu to fluorescein due to exoglucanase, an endogenous yeast enzyme produced during agonist-stimulated cell growth, was determined using a Spectrofluor microtitre plate reader (Tecan; excitation wavelength: 485nm; emission wavelength: 535nm). Fluorescence was plotted against compound concentration and iteratively curve fitted using a four parameter fit to generate a concentration effect value. Efficacy (E<sub>max</sub>) was calculated from the equation

$$E_{\max} = \frac{\text{Max}_{[\text{compound X}]} - \text{Min}_{[\text{compound X}]}}{\text{Max}_{[\text{HU210}]} - \text{Min}_{[\text{HU210}]}} \times 100\%$$

where Max<sub>[compound X]</sub> and Min<sub>[compound X]</sub> are the fitted maximum and minimum respectively from the concentration effect curve for compound X, and Max<sub>[HU210]</sub> and Min<sub>[HU210]</sub> are the fitted maximum and minimum respectively from the concentration effect curve for (6aR,10aR)-3-(1,1'-Dimethylheptyl)-6a,7,10,10a-tetrahydro-1-hydroxy-6,6-dimethyl-6H-dibenzo[b,d]pyran-9-methanol (HU210; available from Tocris). Equieffective molar ratio (EMR) values were calculated from the equation

$$\text{EMR} = \frac{\text{EC}_{50 [\text{compound X}]} }{\text{EC}_{50 [\text{HU210}]}}$$

Where EC<sub>50 [compound X]</sub> is the EC<sub>50</sub> of compound X and EC<sub>50 [HU210]</sub> is the EC<sub>50</sub> of HU210.

Compounds of the Examples tested according to this method had EC<sub>50</sub> values >2000nM and/or efficacy values of <50% at the cloned human cannabinoid CB1 receptor.

#### Determination of cannabinoid CB2 Receptor Agonist Activity

The cannabinoid CB2 receptor agonist activity of the compounds of formula (I) was determined in accordance with the following experimental method.

#### Experimental Method

Yeast (*Saccharomyces cerevisiae*) cells expressing the human cannabinoid CB2 receptor were generated by integration of an expression cassette into the *ura3* chromosomal locus of yeast strain MMY23. This cassette consisted of DNA sequence encoding the human CB2 receptor flanked by the yeast GPD promoter to the 5' end of CB2 and a yeast transcriptional terminator sequence to the 3' end of CB2. MMY23 expresses a yeast/mammalian chimeric G-protein alpha subunit in which the C-terminal 5 amino acids of Gpa1 are replaced with the C-terminal 5 amino acids of human Gαi3 (as described in Brown et al. (2000), *Yeast* 16:11-22). Cells were grown at 30°C in liquid Synthetic Complete (SC) yeast media (Guthrie and Fink (1991), *Methods in Enzymology*, Vol. 194) lacking uracil, tryptophan, adenine and leucine to late logarithmic phase (approximately 6 OD<sub>600</sub>/ml).

Agonists were prepared as 10 mM stocks in DMSO. EC<sub>50</sub> values (the concentration required to produce 50% maximal response) were estimated using dilutions of between 3- and 5-fold (BiomekFX, Beckman) into DMSO. Agonist solutions in DMSO (1% final assay volume) were transferred into black, clear bottom, microtitre plates from NUNC (96- or 384-well). Cells were suspended at a density of 0.2 OD<sub>600</sub>/ml in SC media lacking histidine, uracil, tryptophan,

adenine and leucine and supplemented with 10mM 3-aminotriazole, 0.1M sodium phosphate pH 7.0, and 20M fluorescein di-β-D-glucopyranoside (FDGlu). This mixture (50ul per well for 384-well plates, 200ul per well for 96-well plates) was added to agonist in the assay plates (Multidrop 384, Labsystems). After incubation at 30°C for 24 hours, fluorescence resulting from degradation of FDGlu to fluorescein due to exoglucanase, an endogenous yeast enzyme produced during agonist-stimulated cell growth, was determined using a Spectrofluor microtitre plate reader (Tecan; excitation wavelength: 485nm; emission wavelength: 535nm). Fluorescence was plotted against compound concentration and iteratively curve fitted using a four parameter fit to generate a concentration effect value. Efficacy ( $E_{max}$ ) was calculated from the equation

$$E_{max} = \frac{Max_{[compound X]} - Min_{[compound X]}}{Max_{[HU210]} - Min_{[HU210]}} \times 100\%$$

where  $Max_{[compound X]}$  and  $Min_{[compound X]}$  are the fitted maximum and minimum respectively from the concentration effect curve for compound X, and  $Max_{[HU210]}$  and  $Min_{[HU210]}$  are the fitted maximum and minimum respectively from the concentration effect curve for (6aR,10aR)-3-(1,1'-Dimethylheptyl)-6a,7,10,10a-tetrahydro-1-hydroxy-6,6-dimethyl-6H-dibenzo[b,d]pyran-9-methanol (HU210; available from Tocris). Equieffective molar ratio (EMR) values were calculated from the equation

$$EMR = EC_{50 [compound X]} / EC_{50 [HU210]}$$

Where  $EC_{50 [compound X]}$  is the  $EC_{50}$  of compound X and  $EC_{50 [HU210]}$  is the  $EC_{50}$  of HU210.

Compounds of Examples 1 to 23, 31 to 56, 68, 163 – 256 tested according to this method had  $EC_{50}$  values 20 to 300 nM and efficacy values of >50% at the cloned human cannabinoid CB2 receptor.

Compounds of Examples 24 to 30 and 73-113, and 257-259 tested according to this method had  $EC_{50}$  values 300 to 1000nM or efficacy values of > 50% at the cloned human cannabinoid CB2 receptor.

Compounds of Examples 57-67, 69-72, 114-162, and 260-265 tested according to this method had  $EC_{50}$  values > 1000nM or efficacy values of <50% at the cloned human cannabinoid CB2 receptor.

The following examples are illustrative, but not limiting of the embodiments of the present invention.

All NMR experimental data was recorded at 400MHz.

#### Conditions, Hardware, and Software used for Mass-directed Autopurification

##### Hardware

Waters 600 gradient pump, Waters 2700 Sample Manager, Waters Reagent Manager, Micromass ZMD mass spectrometer, Gilson 202 - fraction collector, Gilson Aspec - waste collector.

##### Software

Micromass Masslynx version 3.5

##### Column

The column used is typically a Supelco ABZ+ column whose dimensions are 10mm internal diameter by 100mm in length. The stationary phase particle size is 5µm.

#### Solvents

A. Aqueous solvent = Water + 0.1% Formic Acid

5 B. Organic solvent = MeCN: Water 95:5 +0.05% Formic Acid

Make up solvent = MeOH: Water 80:20 +50mMol Ammonium Acetate

Needle rinse solvent = MeOH: Water: DMSO 80:10:10

#### Methods

10 Five methods are used depending on the analytical retention time of the compound of interest. They all have a flow rate of 20ml/min and a 15-minute runtime, which comprises of a 10-minute gradient followed by a 5-minute column flush and re-equilibration step.

Method 1 MDP 1.5-2.2 = 0-30%B

Method 2 MDP 2.0-2.8 = 5-30% B

15 Method 3 MDP 2.5-3.0 = 15-55%B

Method 4 MDP 2.8-4.0 = 30-80% B

Method 5 MDP 3.8-5.5 = 50-90% B

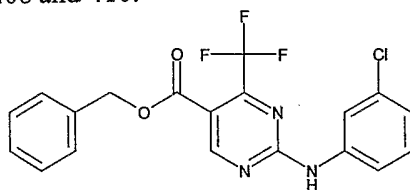
#### Reference Example 1: 2-(3-Chlorophenylamino)-4-trifluoromethylpyrimidine-5-carboxylic acid benzylamide

20 (a). To a solution of benzyl 2-chloro-4-trifluoromethylpyrimidine-5-carboxylate (0.50 g, ex Maybridge) in 1,4-dioxan (5 ml) was added 3-chloroaniline (0.85 ml) and the solution stirred at room temperature for 15 h. 1,4-Dioxan was removed under reduced pressure and ethyl acetate (15 ml) added. The solution was washed sequentially with 2N hydrochloric acid (10 ml) and water (3

25 x 10 ml), dried (MgSO<sub>4</sub>), evaporated and triturated with hexane to afford benzyl 2-(3-chlorophenylamino)-4-trifluoromethylpyrimidine-5-carboxylate (524 mg).

NMR (DMSO-d<sub>6</sub>) δ 5.35 (2H, s), 7.14 (1H, d), 7.35-7.45 (6H, m), 7.68 (1H, m), 7.98 (1H, s), 9.13 (1H, s), 10.95 (1H, s).

LC/MS, t = 3.70 min, [MH<sup>+</sup>] 408 and 410.



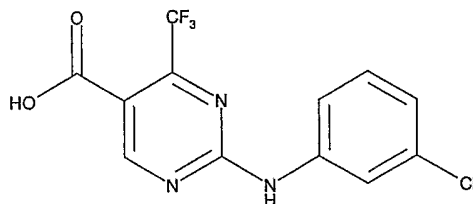
30

(b). To a solution of benzyl 2-(3-chlorophenylamino)-4-trifluoromethylpyrimidine-5-carboxylate (0.50 g) in ethanol (15 ml) was added a solution of potassium hydroxide (205 mg) in ethanol (10 ml) and the solution stirred at reflux for 15 h. Ethanol was removed under reduced pressure and

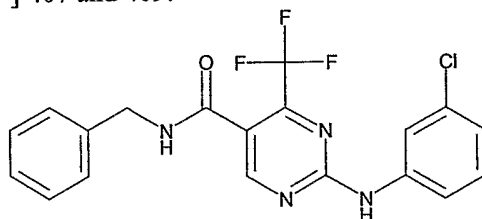
35 water (15 ml) added. The solution was washed with ether and concentrated hydrochloric acid added to adjust the acidity to pH 1. The precipitated solid was filtered, washed with water and dried in vacuo at 50°C to afford 2-(3-chlorophenylamino)-4-trifluoromethylpyrimidine-5-carboxylic acid (366 mg).

40 NMR (DMSO-d<sub>6</sub>) δ 7.49 (1H, d), 7.71 (1H, t), 7.98 (1H, d), 8.33 (1H, s), 9.42 (1H, s), 11.15 (1H, s), 14.0 (1H, br s).

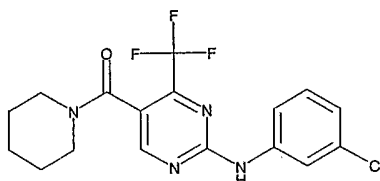
LC/MS,  $t = 3.44$  min,  $[MH^+]$  318 and 320.



- 5 (c). To a solution of 2-(3-chlorophenylamino)-4-trifluoromethylpyrimidine-5-carboxylic acid (35 mg) in dimethylformamide (2 ml) was added successively N-ethylmorpholine (42  $\mu$ l), benzylamine (15  $\mu$ l), 1-hydroxybenzotriazole hydrate (23 mg) and 1-(3-dimethylamino-propyl)-3-ethylcarbodiimide hydrochloride (25 mg). The solution was stirred for 3 h and allowed to stand overnight. Dimethylformamide was removed under reduced pressure and ethyl acetate (5 ml)
- 10 added. The solution was washed sequentially with 5% sodium bicarbonate solution (2.5 ml), water (2.5 ml), 5% citric acid solution (2.5 ml) and brine (2 x 2.5 ml), dried ( $MgSO_4$ ) and evaporated to afford the title compound (45 mg).
- NMR (DMSO- $d_6$ )  $\delta$  4.47 (2H, d), 7.10 (1H, d), 7.25 (1H, m), 7.36 (5H, m), 7.69 (1H, d), 7.98 (1H, s), 8.89 (1H, s), 9.12 (1H, t), 10.65 (1H, s).
- 15 LC/MS,  $t = 3.23$  min,  $[MH^+]$  407 and 409.



Example 1: 1-[2-(3-Chlorophenylamino)-4-trifluoromethylpyrimidin-5-yl]-1-piperidin-1-ylmethanone

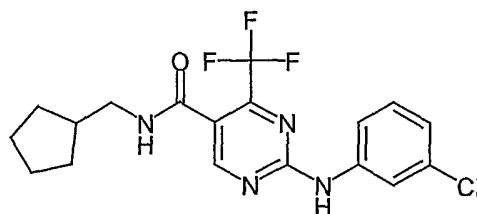


20

In a manner similar to Reference Example 1(c) 2-(3-chlorophenylamino)-4-trifluoromethylpyrimidine-5-carboxylic acid (35 mg) and piperidine (13  $\mu$ l) afforded the title compound (38 mg).

- 25 NMR (DMSO- $d_6$ )  $\delta$  1.3-1.65 (6H, m), 3.28 (2H, s), 3.6 (2H, br s), 7.10 (1H, d), 7.37 (1H, t), 7.68 (1H, d), 7.96 (1H, s), 8.78 (1H, s), 10.55 (1H, s).
- LC/MS,  $t = 3.63$  min,  $[MH^+]$  385 and 387.

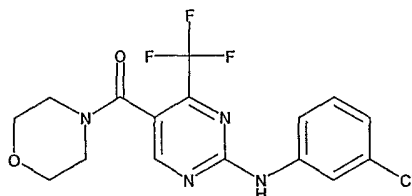
30 Example 2: 2-(3-Chlorophenylamino)-4-trifluoromethylpyrimidine-5-carboxylic acid cyclopentylmethyl-amide



In a manner similar to Reference Example 1(c) 2-(3-chlorophenylamino)-4-trifluoromethylpyrimidine-5-carboxylic acid (100 mg) and cyclopentylmethylamine hydrochloride (63 mg, prepared as described in Kelley et al., J. Med. Chem., 40, 3207, (1997) ) afforded the title compound (80 mg).

- 5 NMR (DMSO-d<sub>6</sub>)  $\delta$  1.20-1.26 (2H, m), 1.48-1.67 (4H, m), 1.67-1.73 (2H, m), 2.06-2.10 (1H, quintuplet), 3.15-3.18 (2H, t), 7.09 (1H, dt), 7.37 (1H, q), 7.67 (1H, d), 7.96 (1H, d), 8.60-8.63 (1H, t), 8.79 (1H, s), 10.60 (1H, s).  
LC/MS, t = 3.73 min, [MH<sup>+</sup>] 399.

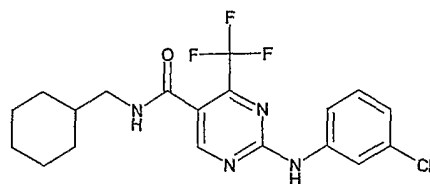
- 10 Example 3: 1-[2-(3-Chlorophenylamino)-4-trifluoromethylpyrimidin-5-yl]-1-morpholin-4-yl-methanone



In a manner similar to Reference Example 1(c) 2-(3-chlorophenylamino)-4-trifluoromethylpyrimidine-5-carboxylic acid (35 mg) and morpholine (11.5  $\mu$ l) afforded the title compound (43 mg).

- 15 NMR (DMSO-d<sub>6</sub>)  $\delta$  3.4-3.75 (8H, m), 7.10 (1H, d), 7.38 (1H, t), 7.68 (1H, d), 7.98 (1H, s), 8.80 (1H, s), 10.60 (1H, s).  
LC/MS, t = 3.29 min, [MH<sup>+</sup>] 387 and 389.

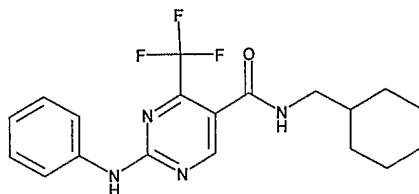
- 20 Example 4: 2-(3-Chlorophenylamino)-4-(cyclohexylmethylamino)-5-(trifluoromethyl)pyrimidine-5-carboxylic acid



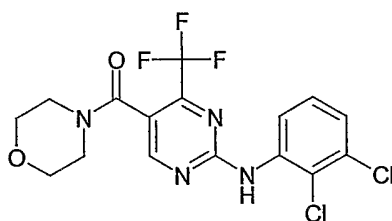
In a manner similar to Reference Example 1(c) 2-(3-chlorophenylamino)-4-trifluoromethylpyrimidine-5-carboxylic acid (35 mg) and cyclohexylmethylamine (15 mg) afforded the title compound (27 mg).

- 25 NMR (DMSO-d<sub>6</sub>)  $\delta$  0.85-1.0 (2H, m), 1.1-1.3 (3H, m), 1.5 (1H, m), 1.55-1.8 (5H, m), 3.06 (2H, t), 7.09 (1H, d), 7.37 (1H, t), 7.68 (1H, d), 7.97 (1H, s), 8.58 (1H, t), 8.79 (1H, s), 10.6 (1H, s).  
LC/MS, t = 3.87 min, [MH<sup>+</sup>] 413 and 415.

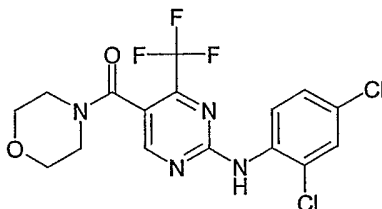
30

Example 5: 2-Phenylamino-4-trifluoromethylpyrimidine-5-carboxylic acid cyclohexyl-methyl-amide

- 5 In a manner similar to Reference Example 1(c) 2-phenylamino-4-trifluoromethylpyrimidine-5-carboxylic acid (32 mg) and cyclohexanemethylamine (15 mg) afforded the title compound (33 mg).
- NMR (DMSO-d<sub>6</sub>) δ 0.85-1.0 (2H, m), 1.05-1.3 (3H, m), 1.5 (1H, m), 1.55-1.8 (5H, m), 3.08 (2H, t), 7.06 (1H, d), 7.35 (2H, t), 7.76 (2H, d), 8.56 (1H, t), 8.74 (1H, s), 10.4 (1H, s).
- 10 LC/MS, t = 3.66 min, [MH<sup>+</sup>] 379.

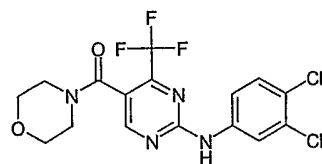
Example 6: 1-[2-(2,3-Dichlorophenylamino)-4-trifluoromethylpyrimidin-5-yl]-1-morpholin-4-yl-methanone

- 15 In a manner similar to Reference Example 1(c) 2-(2,3-dichlorophenylamino)-4-trifluoromethylpyrimidine-5-carboxylic acid (24 mg) and morpholine (10 μl) afforded the title compound (17 mg).
- NMR (DMSO-d<sub>6</sub>) δ 3.4-3.8 (8H, m), 7.40 (1H, t), 7.54 (1H, d), 7.60 (1H, d), 8.78 (1H, s), 10.15 (1H, s).
- 20 LC/MS, t = 3.32 min, [MH<sup>+</sup>] 421 and 423.

Example 7: 1-[2-(2,4-Dichlorophenylamino)-4-trifluoromethylpyrimidin-5-yl]-1-morpholin-4-yl-methanone

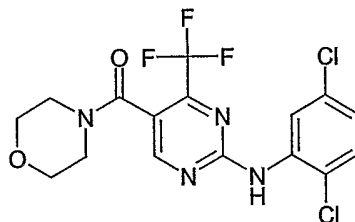
- 25 In a manner similar to Reference Example 1(c) 2-(2,4-dichlorophenylamino)-4-trifluoromethylpyrimidine-5-carboxylic acid (30 mg) and morpholine (10 μl) afforded the title compound (31 mg).
- NMR (DMSO-d<sub>6</sub>) δ 3.3-3.8 (8H, m), 7.52 (1H, d of d), 7.68 (1H, d), 7.76 (1H, d), 8.73 (1H, s), 10.05 (1H, s).
- 30 LC/MS, t = 3.37 min, [MH<sup>+</sup>] 421 and 423.

Example 8: 1-[2-(3,4-Dichlorophenylamino)-4-trifluoromethylpyrimidin-5-yl]-1-morpholin-4-yl-methanone



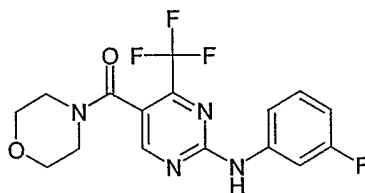
- 5 In a manner similar to Reference Example 1(c) 2-(3,4-dichlorophenylamino)-4-trifluoromethylpyrimidine-5-carboxylic acid (30 mg) and morpholine (10  $\mu$ l) afforded the title compound (36 mg).  
NMR (DMSO-d<sub>6</sub>)  $\delta$  3.35-3.8 (8H, m), 7.67 (1H, d), 7.76 (1H, d of d), 8.22 (1H, s), 8.90 (1H, s), 10.80 (1H, s).
- 10 LC/MS,  $t = 3.45$  min,  $[MH^+]$  421 and 423.

Example 9: 1-[2-(2,5-Dichlorophenylamino)-4-trifluoromethylpyrimidin-5-yl]-1-morpholin-4-yl-methanone

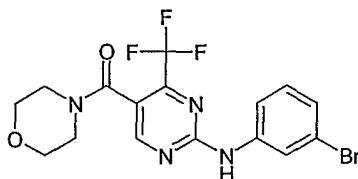


- 15 In a manner similar to Reference Example 1(c) 2-(2,5-dichlorophenylamino)-4-trifluoromethylpyrimidine-5-carboxylic acid (35 mg) and morpholine (14.5  $\mu$ l) afforded the title compound (27 mg).  
NMR (DMSO-d<sub>6</sub>)  $\delta$  3.4-3.75 (8H, m), 7.32 (1H, d of d), 7.66 (1H, d), 7.78 (1H, d), 8.71 (1H, s), 10.05 (1H, s).
- 20 LC/MS,  $t = 3.31$  min,  $[MH^+]$  421 and 423.

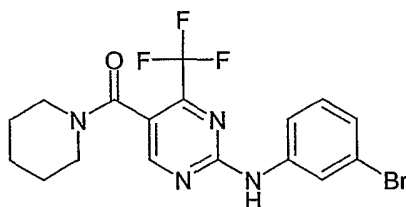
Example 10: 1-[2-(3-Fluorophenylamino)-4-trifluoromethylpyrimidin-5-yl]-1-morpholin-4-yl-methanone



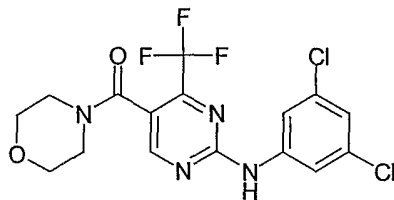
- 25 In a manner similar to Reference Example 1(c) 2-(3-fluorophenylamino)-4-trifluoromethylpyrimidine-5-carboxylic acid (35 mg) and morpholine (12  $\mu$ l) afforded the title compound (31 mg).  
NMR (DMSO-d<sub>6</sub>)  $\delta$  3.4-3.8 (8H, m), 6.85 (1H, t of d), 7.37 (1H, q), 7.52 (1H, d), 7.77 (1H, d of t), 8.80 (1H, s), 10.65 (1H, s).
- 30 LC/MS,  $t = 3.06$  min,  $[MH^+]$  371.

Example 11: 1-[2-(3-Bromophenylamino)-4-trifluoromethylpyrimidin-5-yl]-1-morpholin-4-yl-methanone

- 5 In a manner similar to Reference Example 1(c) 2-(3-bromophenylamino)-4-trifluoromethylpyrimidine-5-carboxylic acid (35 mg) and morpholine (10  $\mu$ l) afforded the title compound (31 mg).  
NMR (DMSO-d<sub>6</sub>)  $\delta$  3.4-3.8 (8H, m), 7.22 (1H, d), 7.30 (1H, t), 7.71 (1H, d), 8.11 (1H, s), 8.81 (1H, s), 10.60 (1H, s).
- 10 LC/MS, t = 3.25 min, [MH<sup>+</sup>] 431 and 433.

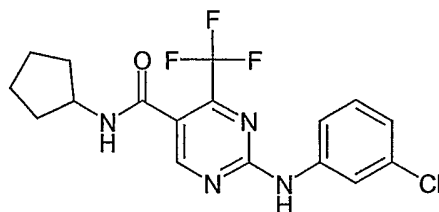
Example 12: 1-[2-(3-Bromophenylamino)-4-trifluoromethylpyrimidin-5-yl]-1-piperidin-4-ylmethanone

- 15 In a manner similar to Reference Example 1(c) 2-(3-bromophenylamino)-4-trifluoromethylpyrimidine-5-carboxylic acid (35 mg) and piperidine (12  $\mu$ l) afforded the title compound (31 mg).  
NMR (DMSO-d<sub>6</sub>)  $\delta$  1.3-1.7 (6H, m), 3.26 (2H, s), 3.60 (2H, br s), 7.21 (1H, d), 7.30 (1H, t), 7.70 (1H, d), 8.11 (1H, s), 8.78 (1H, s), 10.55 (1H, s).
- 20 LC/MS, t = 3.57 min, [MH<sup>+</sup>] 429 and 431.

Example 13: 1-[2-(3,5-Dichlorophenylamino)-4-trifluoromethylpyrimidin-5-yl]-1-morpholin-4-yl-methanone

- 25 In a manner similar to Reference Example 1(c) 2-(3,5-dichlorophenylamino)-4-trifluoromethylpyrimidine-5-carboxylic acid (35 mg) and morpholine (14.5  $\mu$ l) afforded the title compound (42 mg).  
NMR (DMSO-d<sub>6</sub>)  $\delta$  3.4-3.75 (8H, m), 7.35 (1H, s), 7.89 (2H, s), 8.87 (1H, s), 10.80 (1H, s).
- 30 LC/MS, t = 3.52 min, [MH<sup>+</sup>] 421 and 423.

Example 14: 2-(3-Chlorophenylamino)-4-trifluoromethylpyrimidine-5-carboxylic acid cyclopentylamide



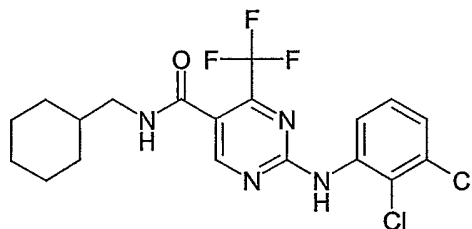
In a manner similar to Reference Example 1(c) 2-(3-chlorophenylamino)-4-trifluoromethylpyrimidine-5-carboxylic acid (35 mg) and cyclopentylamine (13  $\mu$ l) afforded the title compound (34 mg).

NMR (DMSO- $d_6$ )  $\delta$  1.5 (4H, m), 1.65 (2H, m), 1.85 (2H, m), 4.15 (1H, m), 7.09 (1H, d), 7.36 (1H, t), 7.67 (1H, d), 7.97 (1H, s), 8.55 (1H, d), 8.79 (1H, s), 10.60 (1H, s).

LC/MS,  $t = 3.55$  min,  $[MH^+]$  385 and 387.

10

Example 15: 2-(2,3-Dichlorophenylamino)-4-trifluoromethylpyrimidine-5-carboxylic acid cyclohexylmethyl-amide



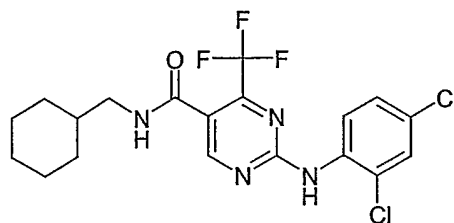
In a manner similar to Reference Example 1(c) 2-(2,3-dichlorophenylamino)-4-trifluoromethylpyrimidine-5-carboxylic acid (35 mg) and cyclohexanemethylamine (16  $\mu$ l) afforded the title compound (30 mg).

NMR (DMSO- $d_6$ )  $\delta$  0.85-1.0 (2H, m), 1.1-1.3 (3H, m), 1.45 (1H, m), 1.55-1.8 (5H, m), 3.05 (2H, t), 7.40 (1H, t), 7.55 (2H, d), 8.53 (1H, t), 8.65 (1H, s), 10.15 (1H, s).

LC/MS,  $t = 3.84$  min,  $[MH^+]$  447 and 449.

20

Example 16: 2-(2,4-Dichlorophenylamino)-4-trifluoromethylpyrimidine-5-carboxylic acid cyclohexylmethyl-amide



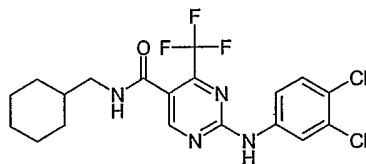
In a manner similar to Reference Example 1(c) 2-(2,4-dichlorophenylamino)-4-trifluoromethylpyrimidine-5-carboxylic acid (35 mg) and cyclohexanemethylamine (16  $\mu$ l) afforded the title compound (14 mg).

NMR (DMSO- $d_6$ )  $\delta$  0.85-1.0 (2H, m), 1.1-1.3 (3H, m), 1.45 (1H, m), 1.55-1.75 (5H, m), 3.05 (2H, t), 7.46 (1H, d), 7.57 (1H, d), 7.72 (1H, s), 8.53 (1H, t), 8.64 (1H, s), 10.00 (1H, s).

LC/MS,  $t = 3.90$  min,  $[MH^+]$  447 and 449.

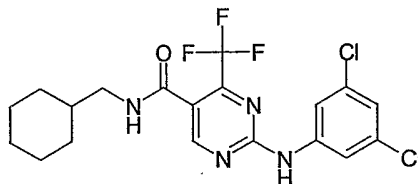
30

Example 17: 2-(3,4-Dichlorophenylamino)-4-trifluoromethylpyrimidine-5-carboxylic acid cyclohexylmethyl-amide



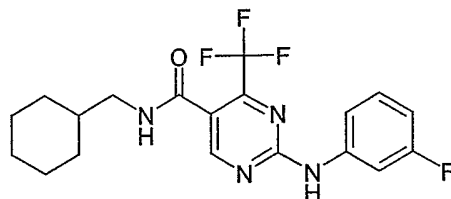
- 5 In a manner similar to Reference Example 1(c) 2-(3,4-dichlorophenylamino)-4-trifluoromethylpyrimidine-5-carboxylic acid (35 mg) and cyclohexanemethylamine (16  $\mu$ l) afforded the title compound (31 mg).  
NMR (DMSO- $d_6$ )  $\delta$  0.8-1.0 (2H, m), 1.1-1.3 (3H, m), 1.5 (1H, m), 1.55-1.8 (5H, m), 3.06 (2H, t), 7.62 (1H, d), 7.69 (1H, d), 8.18 (1H, s), 8.59 (1H, t), 8.82 (1H, s), 10.70 (1H, s).
- 10 LC/MS,  $t = 4.01$  min,  $[MH^+]$  447 and 449.

Example 18: 2-(3,5-Dichlorophenylamino)-4-trifluoromethylpyrimidine-5-carboxylic acid cyclohexylmethyl-amide



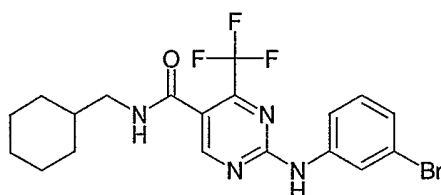
- 15 In a manner similar to Reference Example 1(c) 2-(3,5-dichlorophenylamino)-4-trifluoromethylpyrimidine-5-carboxylic acid (35 mg) and cyclohexanemethylamine (16  $\mu$ l) afforded the title compound (30 mg).  
NMR (DMSO- $d_6$ )  $\delta$  0.85-1.0 (2H, m), 1.1-1.3 (3H, m), 1.5 (1H, m), 1.55-1.8 (5H, m), 3.07 (2H, t), 7.26 (1H, s), 7.89 (2H, s), 8.58 (1H, t), 8.86 (1H, s), 10.80 (1H, s).
- 20 LC/MS,  $t = 4.08$  min,  $[MH^+]$  447 and 449.

Example 19: 2-(3-Fluorophenylamino)-4-trifluoromethylpyrimidine-5-carboxylic acid cyclohexylmethyl-amide



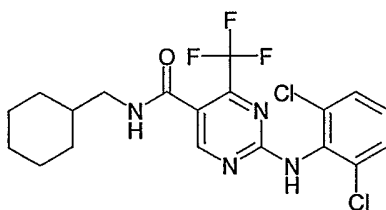
- 25 In a manner similar to Reference Example 1(c) 2-(3-fluorophenylamino)-4-trifluoromethylpyrimidine-5-carboxylic acid (35 mg) and cyclohexanemethylamine (18  $\mu$ l) afforded the title compound (38 mg).  
NMR (DMSO- $d_6$ )  $\delta$  0.85-1.0 (2H, m), 1.1-1.3 (3H, m), 1.5 (1H, m), 1.55-1.8 (5H, m), 3.09 (2H, t), 6.87 (1H, t of d), 7.39 (1H, q), 7.53 (1H, d), 7.78 (1H, d of t), 8.59 (1H, t), 8.80 (1H, s), 10.60 (1H, s).
- 30 LC/MS,  $t = 3.68$  min,  $[MH^+]$  397.

Example 20: 2-(3-Bromophenylamino)-4-trifluoromethylpyrimidine-5-carboxylic acid  
cyclohexylmethyl-amide



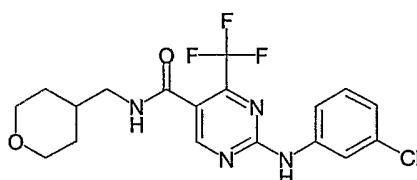
- 5 In a manner similar to Reference Example 1(c) 2-(3-bromophenylamino)-4-trifluoromethylpyrimidine-5-carboxylic acid (35 mg) and cyclohexanemethylamine (15  $\mu$ l) afforded the title compound (36 mg).  
NMR (DMSO-d<sub>6</sub>)  $\delta$  0.85-1.0 (2H, m), 1.1-1.3 (3H, m), 1.5 (1H, m), 1.55-1.8 (5H, m), 3.08 (2H, t), 7.23 (1H, d), 7.31 (1H, t), 7.71 (1H, d), 8.10 (1H, s), 8.57 (1H, t), 8.80 (1H, s), 10.60 (1H, s).  
10 LC/MS, t = 3.85 min, [MH<sup>+</sup>] 457 and 459.

Example 21: 2-(2,6-Dichlorophenylamino)-4-trifluoromethylpyrimidine-5-carboxylic acid  
cyclohexylmethyl-amide



- 15 In a manner similar to Reference Example 1(c) 2-(2,6-dichlorophenylamino)-4-trifluoromethylpyrimidine-5-carboxylic acid (33 mg) and cyclohexanemethylamine (15  $\mu$ l) afforded the title compound (9 mg).  
NMR (DMSO-d<sub>6</sub>)  $\delta$  0.85-1.0 (2H, m), 1.05-1.25 (3H, m), 1.46 (1H, m), 1.55-1.8 (5H, m), 3.04 (2H, t), 7.39 (1H, t), 7.59 (2H, d), 8.56 (2H, m), 10.10 (1H, s).  
20 LC/MS, t = 3.84 min, [MH<sup>+</sup>] 447 and 449.

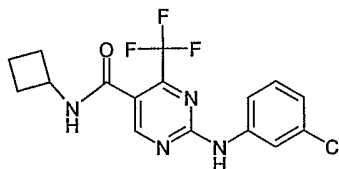
Example 22: 2-(3-Chlorophenylamino)-4-trifluoromethylpyrimidine-5-carboxylic acid  
(tetrahydro-pyran-4-ylmethyl)-amide



- 25 In a manner similar to Reference Example 1(c) 2-(3-chlorophenylamino)-4-trifluoromethylpyrimidine-5-carboxylic acid (30 mg) and 4-aminomethyltetrahydropyran (13 mg) afforded the title compound (25 mg).  
30 NMR (DMSO-d<sub>6</sub>)  $\delta$  1.15-1.3 (2H, m), 1.62 (2H, d), 1.74 (1H, m), 3.13 (2H, t), 3.27 (2H, t), 3.86 (2H, d), 7.10 (1H, d), 7.37 (1H, t), 7.66 (1H, d), 7.97 (1H, s), 8.63 (1H, t), 8.82 (1H, s), 10.60 (1H, s).

LC/MS, t = 3.22 min, [MH<sup>+</sup>] 415 and 417.

Example 23: 2-(3-Chlorophenylamino)-4-trifluoromethylpyrimidine-5-carboxylic acid  
cyclobutyl-amide



5

In a manner similar to Reference Example 1(c) 2-(3-chlorophenylamino)-4-trifluoromethyl-pyrimidine-5-carboxylic acid (35 mg) and cyclobutylamine (10  $\mu$ l) afforded the title compound (28 mg).

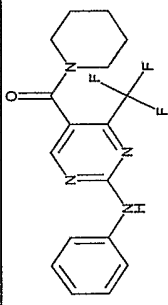
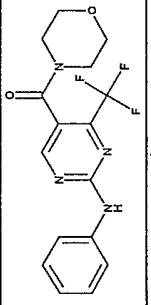
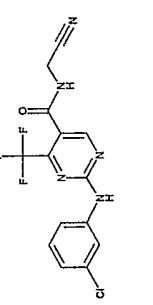
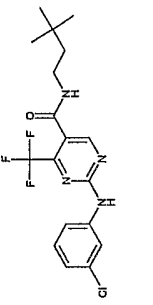
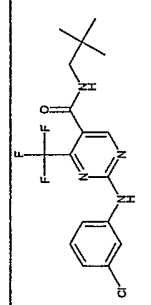
10 NMR (DMSO-d<sub>6</sub>)  $\delta$  1.6-1.75 (2H, m), 1.9-2.05 (2H, m), 2.2-2.3 (2H, m), 4.32 (1H, m), 7.10 (1H, d), 7.37 (1H, t), 7.67 (1H, d), 7.96 (1H, s), 8.82 (2H, s), 10.60 (1H, s).

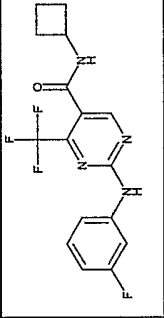
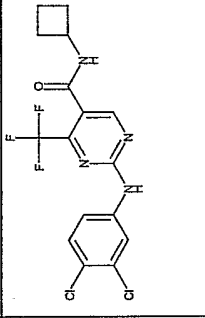
LC/MS, t = 3.45 min, [MH<sup>+</sup>] 371 and 373.

Examples 24 to 30

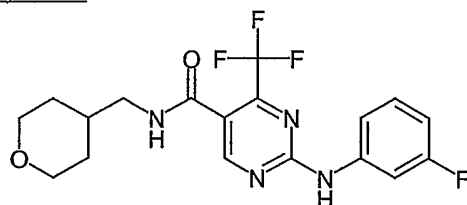
15 Table 1) gives examples 24 to 30, column 1 gives the precursors that were reacted with methyl 2-chloro-4-trifluoromethyl-pyrimidine-5-carboxylate in a manner similar to that in Reference example 1(a). In a manner similar to that in Reference example 1(b), the carboxylic acid of the resultant ester was prepared. Finally, in a manner similar to that of Reference example 1(c), the resultant acid product was reacted with the precursor of column 2 to provide the final product of  
20 column 3.

Table 1

Ex	1	2	3 - Product	Structure	LC/MS 1 Retention time (min) 2 MH <sup>+</sup> 3 Formula
24	Aniline	Piperidine	1-(2-Phenylamino-4-trifluoromethyl-pyrimidin-5-yl)-1-piperidin-1-yl-methanone		3.38 351 C <sub>17</sub> H <sub>17</sub> F <sub>3</sub> N <sub>4</sub> O
25	Aniline	Morpholine	1-Morpholin-4-yl-1-(2-phenylamino-4-trifluoromethyl-pyrimidin-5-yl)-methanone		3.04 353 C <sub>16</sub> H <sub>15</sub> F <sub>3</sub> N <sub>4</sub> O <sub>2</sub>
26	3-Chloroaniline	Aminoacetonitrile	2-(3-Chloro-phenylamino)-4-trifluoromethyl-pyrimidine-5-carboxylic acid cyanomethyl-amide		3.27 356 C <sub>14</sub> H <sub>9</sub> <sup>35</sup> Cl F <sub>3</sub> N <sub>5</sub> O
27	3-Chloroaniline	3,3-Dimethylbutylamine	2-(3-Chloro-phenylamino)-4-trifluoromethyl-pyrimidine-5-carboxylic acid (3,3-dimethyl-butyl)-amide		3.80 401 C <sub>18</sub> H <sub>20</sub> <sup>35</sup> Cl F <sub>3</sub> N <sub>4</sub> O
28	3-Chloroaniline	Neopentylamine	2-(3-Chloro-phenylamino)-4-trifluoromethyl-pyrimidine-5-carboxylic acid (2,2-dimethyl-propyl)-amide		3.69 387 C <sub>17</sub> H <sub>18</sub> <sup>35</sup> Cl F <sub>3</sub> N <sub>4</sub> O

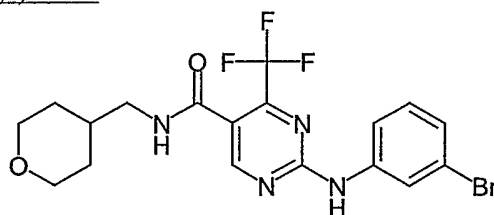
29	3-Fluoroaniline	Cyclobutylamine	2-(3-Fluoro-phenylamino)-4-trifluoromethyl-pyrimidine-5-carboxylic acid cyclobutylamide		3.29 355 C <sub>16</sub> H <sub>14</sub> F <sub>4</sub> N <sub>4</sub> O
30	3,4-Dichloroaniline	Cyclobutylamine	2-(3,4-Dichloro-phenylamino)-4-trifluoromethyl-pyrimidine-5-carboxylic acid cyclobutylamide		3.66 405 C <sub>16</sub> H <sub>13</sub> <sup>35</sup> Cl <sub>2</sub> F <sub>3</sub> N <sub>4</sub> O

Example 31: 2-(3-Fluorophenylamino)-4-trifluoromethylpyrimidine-5-carboxylic acid  
(tetrahydropyran-4-ylmethyl)amide



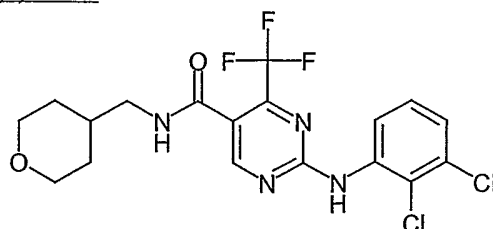
- 5 In a manner similar to Reference Example 1(c) 2-(3-fluorophenylamino)-4-trifluoromethylpyrimidine-5-carboxylic acid (35 mg) and 4-aminomethyltetrahydropyran (16 mg) afforded the title compound (38 mg).  
NMR (DMSO-d<sub>6</sub>) δ 1.15-1.3 (2H, m), 1.63 (2H, d), 1.75 (1H, m), 3.15 (2H, t), 3.29 (2H, t), 3.86 (2H, d), 6.88 (1H, td), 7.38 (1H, q), 7.51 (1H,d), 7.76 (1H, dt), 8.64 (1H, t), 8.82 (1H, s), 10.60 (1H, s).  
10 LC/MS, t = 3.08 min, [MH<sup>+</sup>] 399.

Example 32: 2-(3-Bromophenylamino)-4-trifluoromethylpyrimidine-5-carboxylic acid  
(tetrahydropyran-4-ylmethyl)amide



- 15 In a manner similar to Reference Example 1(c) 2-(3-bromophenylamino)-4-trifluoromethylpyrimidine-5-carboxylic acid (35 mg) and 4-aminomethyltetrahydropyran (13.5 mg) afforded the title compound (36 mg).  
NMR (DMSO-d<sub>6</sub>) δ 1.15-1.3 (2H, m), 1.62 (2H, d), 1.74 (1H, m), 3.13 (2H, t), 3.27 (2H, t), 3.86 (2H, d), 7.23 (1H, d), 7.31 (1H, t), 7.71 (1H, d), 8.11 (1H, s), 8.63 (1H, t), 8.82 (1H, s), 10.60 (1H, s).  
20 LC/MS, t = 3.26 min, [MH<sup>+</sup>] 459 and 461.

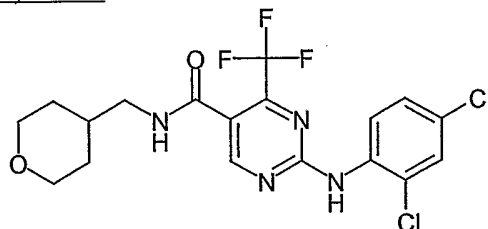
Example 33: 2-(2,3-Dichlorophenylamino)-4-trifluoromethylpyrimidine-5-carboxylic acid  
(tetrahydropyran-4-ylmethyl)amide



25 In a manner similar to Reference Example 1(c) 2-(2,3-dichlorophenylamino)-4-trifluoromethylpyrimidine-5-carboxylic acid (30 mg) and 4-aminomethyltetrahydropyran (12 mg) afforded the title compound (25 mg).

NMR (DMSO-d<sub>6</sub>)  $\delta$  1.1-1.25 (2H, m), 1.60 (2H, d), 1.72 (1H, m), 3.11 (2H, t), 3.26 (2H, t), 3.85 (2H, d), 7.40 (1H, t), 7.55 (2H, d), 8.60 (1H, t), 8.66 (1H, s), 10.10 (1H, s).  
LC/MS, t = 3.29 min, [MH<sup>+</sup>] 449 and 451.

5 Example 34: 2-(2,4-Dichlorophenylamino)-4-trifluoromethylpyrimidine-5-carboxylic acid (tetrahydropyran-4-ylmethyl)-amide



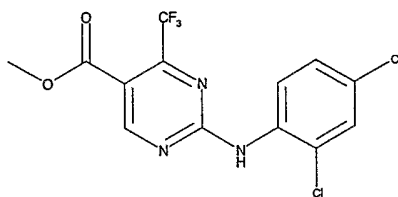
In a manner similar to Reference Example 1(c) 2-(2,4-dichlorophenylamino)-4-trifluoromethylpyrimidine-5-carboxylic acid (30 mg) and 4-aminomethyltetrahydropyran (12 mg) afforded the title compound (34 mg).

10 NMR (DMSO-d<sub>6</sub>)  $\delta$  1.1-1.25 (2H, m), 1.59 (2H, d), 1.72 (1H, m), 3.11 (2H, t), 3.26 (2H, t), 3.85 (2H, d), 7.47 (1H, dd), 7.57 (1H, d), 7.72 (1H, s), 8.60 (1H, t), 8.65 (1H, s), 10.05 (1H, s).  
LC/MS, t = 3.33 min, [MH<sup>+</sup>] 449 and 451.

15 Additional synthesis of Example 34: 2-(2,4-Dichlorophenylamino)-4-trifluoromethyl-pyrimidine-5-carboxylic acid (tetrahydro-pyran-4-ylmethyl)-amide

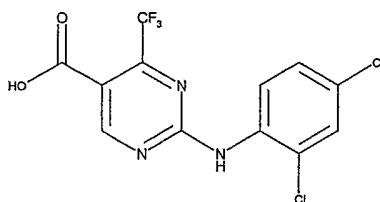
(a). To a solution of methyl 2-chloro-4-trifluoromethyl-pyrimidine-5-carboxylate (0.50 g, ex Maybridge) in 1,4-dioxan (5 ml) was added 2,4-dichloroaniline (1.7 g) and the solution stirred under reflux for 7 h. 1,4-Dioxan was removed under reduced pressure and ethyl acetate (15 ml) added. The solution was washed sequentially with 2N hydrochloric acid (10 ml) and water (3 x 10 ml), dried (MgSO<sub>4</sub>), evaporated and triturated with hexane to afford methyl 2-(2,4-dichlorophenylamino)-4-trifluoromethylpyrimidine-5-carboxylate (358 mg).

20 NMR (CDCl<sub>3</sub>)  $\delta$  3.95 (3H, s), 7.30 (1H, dd), 7.45 (1H, d), 8.00 (1H, s), 8.5 (1H, d), 9.05 (1H, s).  
25 LC/MS, t = 3.74 min, [MH<sup>+</sup>] 366.

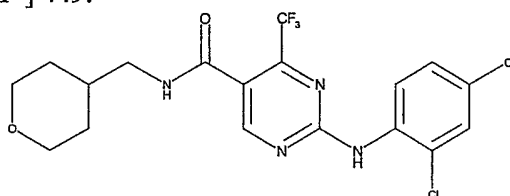


(b). To a solution of methyl 2-(2,4-dichlorophenylamino)-4-trifluoromethyl-pyrimidine-5-carboxylate (0.358 g) in ethanol (8 ml) was added a solution of potassium hydroxide (190 mg) in ethanol (8 ml) and the solution stirred at reflux for 24 h. Ethanol was removed under reduced pressure and water (15 ml) added. The solution was washed with ether and concentrated hydrochloric acid was added to adjust the acidity to pH 1. The precipitated solid was filtered, washed with water and dried in vacuo at 50°C to afford 2-(2,4-dichlorophenylamino)-4-trifluoromethyl-pyrimidine-5-carboxylic acid (262 mg).

30 NMR (DMSO-d<sub>6</sub>)  $\delta$  7.48 (1H, dd), 7.60 (1H, d), 7.73 (1H, d), 8.95 (1H, s), 10.3 (1H, s), 13.6 (1H, s).  
35



- (c). To a solution of 2-(2,4-dichlorophenylamino)-4-trifluoromethyl-pyrimidine-5-carboxylic acid (30 mg) in dimethylformamide (2 ml) was added successively N-ethylmorpholine (33  $\mu$ l), 4-aminomethyltetrahydropyran (12mg), 1-hydroxybenzotriazole hydrate (18 mg) and 1-(3-dimethylamino-propyl)-3-ethylcarbodiimide hydrochloride (20 mg). The solution was stirred for 3 h and allowed to stand overnight. Dimethylformamide was removed under reduced pressure and ethyl acetate (5 ml) added. The solution was washed sequentially with 5% sodium bicarbonate solution (2.5 ml), water (2.5 ml), 5% citric acid solution (2.5 ml) and brine (2 x 2.5 ml), dried ( $\text{MgSO}_4$ ) and evaporated to afford the title compound (34 mg) NMR (DMSO- $d_6$ )  $\delta$  1.20 (2H, m), 1.58 (2H, d), 1.70 (1H, m), 3.10 (2H, t), 3.23 (2H, t), 3.84 (2H, dd), 7.46 (1H, dd), 7.57 (1H, d), 7.71 (1H, d), 8.59 (1H, t), 8.63 (1H, s), 10.00 (1H, s). LC/MS,  $t = 3.33$  min,  $[\text{MH}^+]$  449.



15 Additional synthesis of Example 34: 2-(2,4-Dichlorophenylamino)-4-trifluoromethyl-pyrimidine-5-carboxylic acid (tetrahydro-pyran-4-ylmethyl)-amide

- (a). To a solution of methyl 2-chloro-4-trifluoromethylpyrimidine-5-carboxylate (70 g, ex Maybridge 22g, ex Fluorochem 48g) in 1,4-dioxan (100 ml) was added 2,4-dichloroaniline (142 g) and the solution stirred under reflux for 10.5 h. 1,4-Dioxan was partially removed (approx 50ml) under reduced pressure and 2N HCl (800ml) added. The mixture was stirred with overhead stirring for 3h and the resulting solid filtered onto a sinter. The solid was washed with 2N HCl (2 x 300ml) and water (4 x 400ml) then dried over sodium hydroxide in vacuo at 50°C to afford methyl 2-(2,4-dichlorophenylamino)-4-trifluoromethyl-pyrimidine-5-carboxylate. The solid contained approximately 5% 2,4-dichloroaniline. NMR (DMSO- $d_6$ )  $\delta$  3.84 (3H, s), 7.47 (1H, dd), 7.49 (1H, d), 7.74 (1H, d), 8.96 (1H, s), 10.45 (1H, s). LC/MS,  $t = 3.66$  min,  $[\text{MH}^+]$  366.

- (b). To a solution of methyl 2-(2,4-dichlorophenylamino)-4-trifluoromethyl-pyrimidine-5-carboxylate (107 g) in methanol (700 ml) was added a solution of potassium hydroxide (50 g) in methanol (700 ml) and the solution stirred at reflux for 24 h. Methanol was removed under reduced pressure and water (800 ml) added. The solution was washed with ether (3 x 400 ml, which removed the remaining 2,4-dichloroaniline) and concentrated hydrochloric acid added to adjust the acidity to pH 1. The precipitated solid was filtered, washed with 2N HCl and water until the pH of the filtrate was neutral. The solid was dried in vacuo at 50°C to afford 2-(2,4-dichlorophenylamino)-4-trifluoromethyl-pyrimidine-5-carboxylic acid (86.9 g)

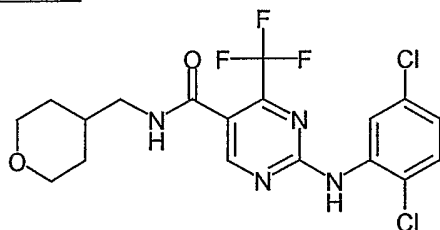
NMR (DMSO-d<sub>6</sub>)  $\delta$  7.48 (1H, dd), 7.60 (1H, d), 7.73 (1H, d), 8.95 (1H, s), 10.3 (1H, s), 13.6 (1H, s).

LC/MS, t = 4.35 min, [MH<sup>+</sup>] 352

- 5 (c). To a solution of 2-(2,4-dichlorophenylamino)-4-trifluoromethyl-pyrimidine-5-carboxylic acid (86 g) in dimethylformamide (800 ml) was added successively N-ethylmorpholine (93ml), 4-aminomethyltetrahydropyran (29.5g), 1-hydroxybenzotriazole hydrate (51.5g) and 1-(3-dimethylamino-propyl)-3-ethylcarbodiimide hydrochloride (56.2g). The solution was stirred for 24h. Dimethylformamide was partially removed (approx 650ml) under reduced pressure and 5% sodium bicarbonate solution added (3 x 500 ml, added portionwise to control the release of carbon dioxide). The mixture was stirred with overhead stirring for 3h and the resulting solid filtered onto a sinter. The solid was washed with 5% sodium bicarbonate (4 x 400ml) and water (3 x 400ml) then dried over sodium hydroxide in vacuo at 50°C to afford the title compound (109.1g)
- 10 sodium bicarbonate solution added (3 x 500 ml, added portionwise to control the release of carbon dioxide). The mixture was stirred with overhead stirring for 3h and the resulting solid filtered onto a sinter. The solid was washed with 5% sodium bicarbonate (4 x 400ml) and water (3 x 400ml) then dried over sodium hydroxide in vacuo at 50°C to afford the title compound (109.1g)
- 15 NMR (DMSO-d<sub>6</sub>)  $\delta$  1.20 (2H, m), 1.58 (2H, d), 1.70 (1H, m), 3.10 (2H, t), 3.23 (2H, t), 3.84 (2H, dd), 7.46 (1H, dd), 7.57 (1H, d), 7.71 (1H, d), 8.59 (1H, t), 8.63 (1H, s), 10.00 (1H, s).  
LC/MS, t = 3.41 min, [MH<sup>+</sup>] 449.

Example 35: 2-(2,5-Dichlorophenylamino)-4-trifluoromethylpyrimidine-5-carboxylic acid (tetrahydropyran-4-ylmethyl)-amide

20

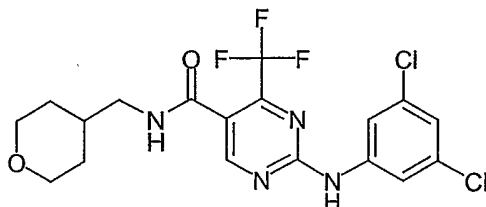


In a manner similar to Reference Example 1(c) 2-(2,5-dichlorophenylamino)-4-trifluoromethyl-pyrimidine-5-carboxylic acid (50 mg) and 4-aminomethyltetrahydropyran (25 mg) afforded the title compound (63 mg).

- 25 NMR (DMSO-d<sub>6</sub>)  $\delta$  1.15-1.3 (2H, m), 1.60 (2H, d), 1.72 (1H, m), 3.12 (2H, t), 3.27 (2H, t), 3.85 (2H, d), 7.35 (1H, dd), 7.59 (1H, d), 7.73 (1H, s), 8.62 (1H, t), 8.70 (1H, s), 10.05 (1H, s).  
LC/MS, t = 3.30 min, [MH<sup>+</sup>] 449 and 451.

Example 36: 2-(3,5-Dichlorophenylamino)-4-trifluoromethylpyrimidine-5-carboxylic acid (tetrahydropyran-4-ylmethyl)-amide

30



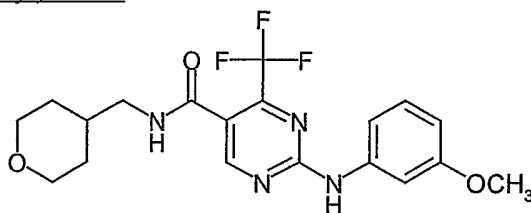
In a manner similar to Reference Example 1(c) 2-(3,5-dichlorophenylamino)-4-trifluoromethyl-pyrimidine-5-carboxylic acid (50 mg) and 4-aminomethyltetrahydropyran (25 mg) afforded the title compound (68 mg).

35

NMR (DMSO-d<sub>6</sub>)  $\delta$  1.15-1.35 (2H, m), 1.62 (2H, d), 1.72 (1H, m), 3.14 (2H, t), 3.28 (2H, t), 3.86 (2H, d), 7.25 (1H, s), 7.88 (2H, s), 8.66 (1H, t), 8.88 (1H, s), 10.75 (1H, s).

Example 37: 2-(3-Methoxyphenylamino)-4-trifluoromethylpyrimidine-5-carboxylic acid (tetrahydropyran-4-ylmethyl)-amide

5

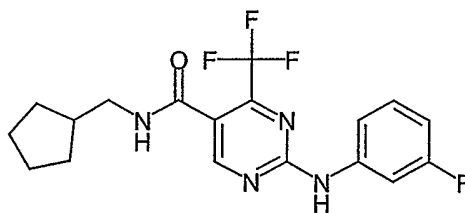


In a manner similar to Reference Example 1(c) 2-(3-methoxyphenylamino)-4-trifluoromethylpyrimidine-5-carboxylic acid (32 mg) and 4-aminomethyltetrahydropyran (14.5 mg) afforded the title compound (29 mg).

10 NMR (DMSO-d<sub>6</sub>)  $\delta$  1.1-1.25 (2H, m), 1.61 (2H, d), 1.74 (1H, m), 3.13 (2H, t), 3.27 (2H, t), 3.74 (3H, s), 3.86 (2H, d), 6.63 (1H, d), 7.25 (2H, m), 7.53 (1H, s), 8.62 (1H, t), 8.76 (1H, s), 10.35 (1H, s).  
LC/MS, t = 2.97 min, [MH<sup>+</sup>] 411.

Example 38: 2-(3-Fluorophenylamino)-4-trifluoromethylpyrimidine-5-carboxylic acid cyclopentylmethyl-amide

15

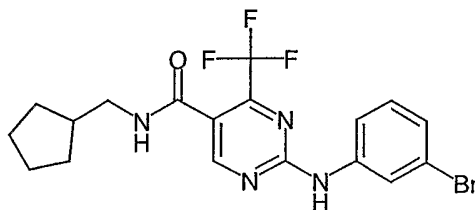


In a manner similar to Reference Example 1(c) 2-(3-fluorophenylamino)-4-trifluoromethylpyrimidine-5-carboxylic acid (30 mg) and cyclopentylmethylamine hydrochloride (17 mg, prepared as described in Kelley et al., J. Med. Chem., 40, 3207, (1997) ) afforded the title compound (17 mg).

20 NMR (DMSO-d<sub>6</sub>)  $\delta$  1.20-1.30 (2H, m), 1.45-1.68 (4H, m), 1.68-1.77 (2H, m), 2.1 (1H, quintuplet), 3.19 (2H, t), 6.89 (1H, dt), 7.40 (1H, q), 7.54 (1H, d), 7.78 (1H, d), 8.64 (1H, t), 8.80 (1H, s), 10.70 (1H, s).  
LC/MS, t = 3.53 min, [MH<sup>+</sup>] 383.

Example 39: 2-(3-Bromophenylamino)-4-trifluoromethylpyrimidine-5-carboxylic acid cyclopentylmethyl-amide

25



In a manner similar to Reference Example 1(c) 2-(3-bromophenylamino)-4-trifluoromethylpyrimidine-5-carboxylic acid (36.5 mg) and cyclopentylmethylamine hydrochloride (17 mg) afforded the title compound (28 mg).

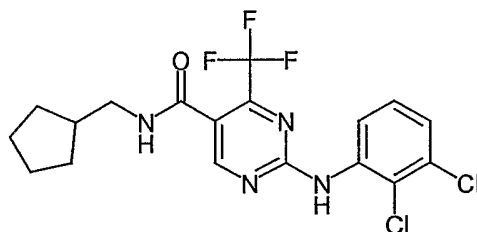
30

NMR (DMSO-d<sub>6</sub>)  $\delta$  1.39-1.52 (2H, m), 1.69-1.90 (4H, m), 1.90- 2.02 (2H, m), 2.34 (1H, quintuplet), 3.4 (2H, t), 7.48 (1H, d), 7.57 (1H, t), 7.95 (1H, d), 8.37 (1H, s), 8.86 (1H, t), 9.02 (1H, s), 10.80 (1H, s).

LC/MS,  $t = 3.33$  min,  $[MH^+]$  443 and 445.

5

Example 40: 2-(2,3-Dichlorophenylamino)-4-trifluoromethylpyrimidine-5-carboxylic acid cyclopentylmethyl-amide



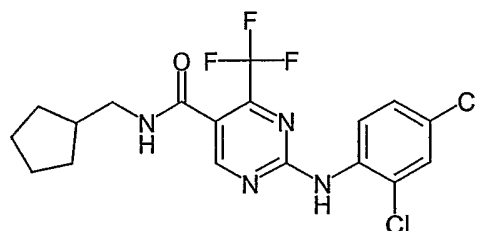
In a manner similar to Reference Example 1(c) 2-(2,3-dichlorophenylamino)-4-trifluoromethylpyrimidine-5-carboxylic acid (32 mg) and cyclopentylmethylamine hydrochloride (15 mg) afforded the title compound (30 mg).

NMR (DMSO-d<sub>6</sub>)  $\delta$  1.15-1.30 (2H, m), 1.44-1.78 (6H, m), 2.10 (1H, quintuplet), 3.16 (2H, t), 7.41 (2H, t), 7.54 (1H, m), 8.58 (1H, br t), 8.78 (1H, s), 10.10 (1H, s).

LC/MS,  $t = 3.71$  min,  $[MH^+]$  433 and 435.

15

Example 41: 2-(2,4-Dichlorophenylamino)-4-trifluoromethylpyrimidine-5-carboxylic acid cyclopentylmethyl-amide



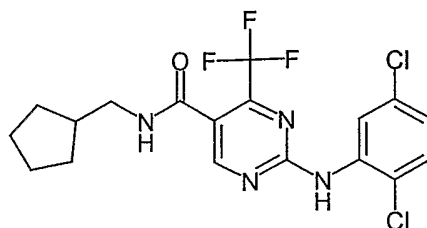
In a manner similar to Reference Example 1(c) 2-(2,4-dichlorophenylamino)-4-trifluoromethylpyrimidine-5-carboxylic acid (32 mg) and cyclopentylmethylamine hydrochloride (15 mg) afforded the title compound (27 mg).

NMR (DMSO-d<sub>6</sub>)  $\delta$  1.2-1.3 (2H, m), 1.4-1.79 (6H, m), 2.10 (1H, quintuplet), 3.17 (2H, t), 7.50 (1H, d), 7.60 (1H, d), 7.75 (1H, d), 8.68 (1H, t), 8.78 (1H, s), 10.10 (1H, s).

LC/MS,  $t = 3.76$  min,  $[MH^+]$  433 and 435.

25

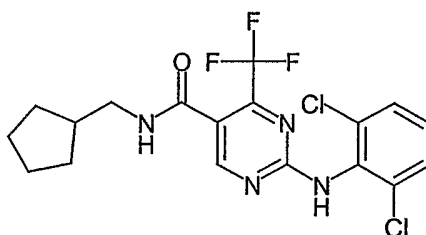
Example 42: 2-(2,5-Dichlorophenylamino)-4-trifluoromethylpyrimidine-5-carboxylic acid cyclopentylmethyl-amide



In a manner similar to Reference Example 1(c) 2-(2,5-dichlorophenylamino)-4-trifluoromethylpyrimidine-5-carboxylic acid (32 mg) and cyclopentylmethylamine hydrochloride (15 mg) afforded the title compound (23 mg).

- 5 NMR (DMSO-d<sub>6</sub>)  $\delta$  1.15-1.30 (2H, m), 1.45-1.79 (6H, m), 2.08 (1H, quintuplet), 3.18 (2H, t), 7.38 (1H, d), 7.62 (1H, d), 7.75 (1H, s), 8.61 (1H, br t), 8.71 (1H, s), 10.05 (1H, s).  
LC/MS, t = 3.76 min, [MH<sup>+</sup>] 433 and 435.

Example 43: 2-(2,6-Dichlorophenylamino)-4-trifluoromethylpyrimidine-5-carboxylic acid cyclopentylmethyl-amide

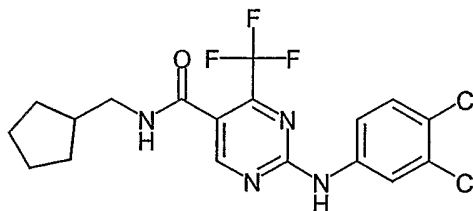


10

In a manner similar to Reference Example 1(c) 2-(2,6-dichlorophenylamino)-4-trifluoromethylpyrimidine-5-carboxylic acid (32 mg) and cyclopentylmethylamine hydrochloride (15 mg) afforded the title compound (25 mg).

- 15 NMR (DMSO-d<sub>6</sub>)  $\delta$  1.15-1.30 (2H, m), 1.45-1.78 (6H, m), 2.08 (1H, quintuplet), 3.15 (2H, t), 7.4 (1H, t), 7.6-7.68 (2H, m), 8.5-8.7 (2H, m), 10.20 (1H, s).  
LC/MS, t = 3.49 min, [MH<sup>+</sup>] 433 and 435.

Example 44: 2-(3,4-Dichlorophenylamino)-4-trifluoromethylpyrimidine-5-carboxylic acid cyclopentylmethyl-amide

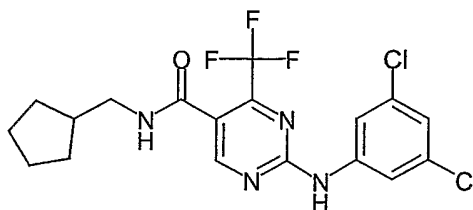


20

In a manner similar to Reference Example 1(c) 2-(3,4-dichlorophenylamino)-4-trifluoromethylpyrimidine-5-carboxylic acid (32 mg) and cyclopentylmethylamine hydrochloride (15 mg) afforded the title compound (29 mg).

- 25 NMR (DMSO-d<sub>6</sub>)  $\delta$  1.12-1.3 (2H, m), 1.44-1.8 (6H, m), 2.1 (1H, quintuplet), 3.17 (2H, t), 7.62 (1H, br d), 7.72 (1H, d), 8.18 (1H, d), 8.60-8.69 (1H, br t), 8.83 (1H, s), 10.80 (1H, s).  
LC/MS, t = 3.87 min, [MH<sup>+</sup>] 433 and 435.

Example 45: 2-(3,5-Dichlorophenylamino)-4-trifluoromethylpyrimidine-5-carboxylic acid cyclopentylmethyl-amide

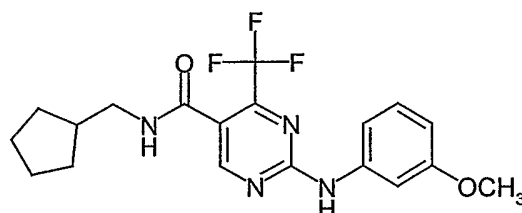


30

In a manner similar to Reference Example 1(c) 2-(3,5-dichlorophenylamino)-4-trifluoromethylpyrimidine-5-carboxylic acid (32 mg) and cyclopentylmethylamine hydrochloride (15 mg) afforded the title compound (27 mg).

- 5 NMR (DMSO-d<sub>6</sub>) 1.14-1.34 (2H, m), 1.45-1.8 (6H, m), 2.10 (1H, quintuplet), 3.20 (2H, t), 7.28 (1H, s), 7.91 (2H, s), 8.6-8.7 (1H, br t), 8.9 (1H, s), 10.75 (1H, s).  
LC/MS, t = 3.94 min, [MH<sup>+</sup>] 433 and 435.

Example 46: 2-(3-Methoxyphenylamino)-4-trifluoromethylpyrimidine-5-carboxylic acid cyclopentylmethyl-amide

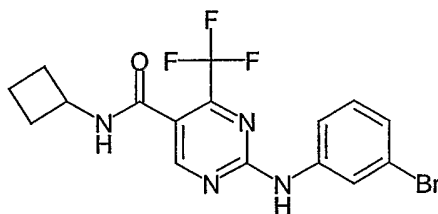


10

In a manner similar to Reference Example 1(c) 2-(3-methoxyphenylamino)-4-trifluoromethylpyrimidine-5-carboxylic acid (32 mg) and cyclopentylmethylamine hydrochloride (17 mg) afforded the title compound (21 mg).

- 15 NMR (DMSO-d<sub>6</sub>) 1.25-1.38 (2H, m), 1.50-1.85 (6H, m), 2.15 (1H, quintuplet), 3.25 (2H, t), 3.85 (3H, s), 6.70 (1H, br d), 7.26-7.37 (2H, m), 7.60 (1H, m), 8.68 (1H, t), 8.80 (1H, s), 10.50 (1H, s).  
LC/MS, t = 3.46 min, [MH<sup>+</sup>] 395.

Example 47: 2-(3-Bromophenylamino)-4-trifluoromethylpyrimidine-5-carboxylic acid cyclobutylamide

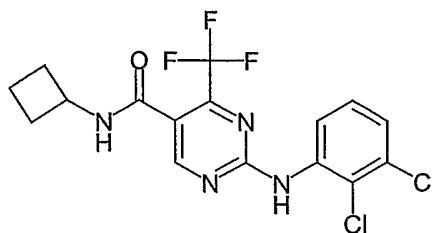


20

In a manner similar to Reference Example 1(c) 2-(3-bromophenylamino)-4-trifluoromethylpyrimidine-5-carboxylic acid (35 mg) and cyclobutylamine (10 μl) afforded the title compound (30 mg).

- 25 NMR (DMSO-d<sub>6</sub>) δ 1.70 (2H, m), 1.97 (2H, m), 2.22 (2H, m), 4.32 (1H, m), 7.22-7.33 (2H, m), 7.70 (1H, d), 8.10 (1H, s), 8.81-8.83 (2H, m), 10.60 (1H, s).  
LC/MS, t = 3.47 min, [MH<sup>+</sup>] 415 and 417.

Example 48: 2-(2,3-Dichlorophenylamino)-4-trifluoromethylpyrimidine-5-carboxylic acid cyclobutylamide



30

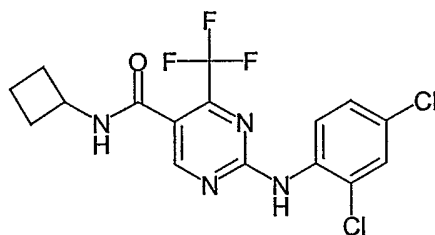
In a manner similar to Reference Example 1(c) 2-(2,3-dichlorophenylamino)-4-trifluoromethylpyrimidine-5-carboxylic acid (25 mg) and cyclobutylamine (10  $\mu$ l) afforded the title compound (20 mg).

NMR (DMSO-d<sub>6</sub>)  $\delta$  1.70 (2H, m), 1.97 (2H, m), 2.22 (2H, m), 4.32 (1H, m), 7.38-7.56 (3H, m),

5 8.65 (1H, s), 8.80 (1H, d), 10.10 (1H, s).

LC/MS, t = 3.48 min, [MH<sup>+</sup>] 405 and 407.

Example 49: 2-(2,4-Dichlorophenylamino)-4-trifluoromethylpyrimidine-5-carboxylic acid cyclobutylamide



10

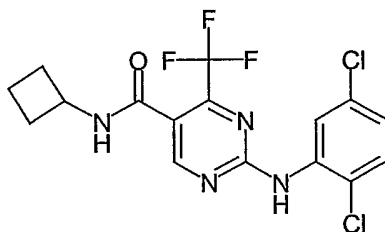
In a manner similar to Reference Example 1(c) 2-(2,4-dichlorophenylamino)-4-trifluoromethylpyrimidine-5-carboxylic acid (30 mg) and cyclobutylamine (10  $\mu$ l) afforded the title compound (26 mg).

NMR (DMSO-d<sub>6</sub>)  $\delta$  1.70 (2H, m), 1.97 (2H, m), 2.22 (2H, m), 4.32 (1H, m), 7.46-7.72 (3H, m),

15 8.64 (1H, s), 8.80 (1H, d), 10.00 (1H, s).

LC/MS, t = 3.54 min, [MH<sup>+</sup>] 405 and 407.

Example 50: 2-(2,5-Dichlorophenylamino)-4-trifluoromethylpyrimidine-5-carboxylic acid cyclobutylamide



20

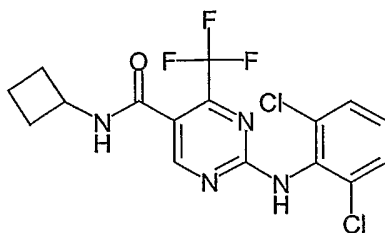
In a manner similar to Reference Example 1(c) 2-(2,5-dichlorophenylamino)-4-trifluoromethylpyrimidine-5-carboxylic acid (50 mg) and cyclobutylamine (19  $\mu$ l) afforded the title compound (56 mg).

NMR (DMSO-d<sub>6</sub>)  $\delta$  1.70 (2H, m), 1.97 (2H, m), 2.22 (2H, m), 4.30 (1H, m), 7.33-7.73 (3H, m),

25 8.70 (1H, s), 8.80 (1H, d), 10.00 (1H, s).

LC/MS, t = 3.52 min, [MH<sup>+</sup>] 405 and 407.

Example 51: 2-(2,6-Dichlorophenylamino)-4-trifluoromethylpyrimidine-5-carboxylic acid N-cyclobutylamide

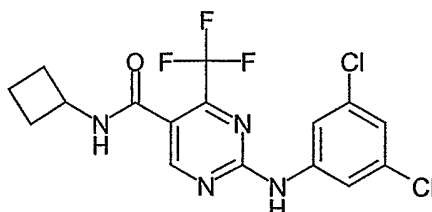


30

In a manner similar to Reference Example 1(c) 2-(2,6-dichlorophenylamino)-4-trifluoromethylpyrimidine-5-carboxylic acid (30 mg) and cyclobutylamine (10  $\mu$ l) afforded the title compound (34 mg).

5 NMR (DMSO-d<sub>6</sub>)  $\delta$  1.70 (2H, m), 1.97 (2H, m), 2.22 (2H, m), 4.30 (1H, m), 7.36-7.60 (3H, m), 8.59 (1H, s), 8.80 (1H, d), 10.15 (1H, s).  
LC/MS, t = 3.24 min, [MH<sup>+</sup>] 405 and 407.

Example 52: 2-(3,5-Dichlorophenylamino)-4-trifluoromethylpyrimidine-5-carboxylic acid cyclobutylamide

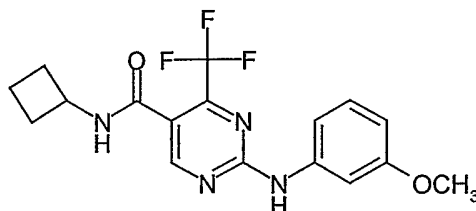


10

In a manner similar to Reference Example 1(c) 2-(3,5-dichlorophenylamino)-4-trifluoromethylpyrimidine-5-carboxylic acid (50 mg) and cyclobutylamine (19  $\mu$ l) afforded the title compound (56 mg).

15 NMR (DMSO-d<sub>6</sub>)  $\delta$  1.70 (2H, m), 1.97 (2H, m), 2.22 (2H, m), 4.32 (1H, m), 7.25-7.87 (3H, m), 8.85 (1H, d), 8.88 (1H, s), 10.80 (1H, s).  
LC/MS, t = 3.73 min, [MH<sup>+</sup>] 405 and 407.

Example 53: 2-(3-Methoxyphenylamino)-4-trifluoromethylpyrimidine-5-carboxylic acid cyclobutylamide



20

In a manner similar to Reference Example 1(c) 2-(3-methoxyphenylamino)-4-trifluoromethylpyrimidine-5-carboxylic acid (32 mg) and cyclobutylamine (10.5  $\mu$ l) afforded the title compound (27 mg).

25 NMR (DMSO-d<sub>6</sub>)  $\delta$  1.70 (2H, m), 1.97 (2H, m), 2.22 (2H, m), 3.75 (3H, s), 4.32 (1H, m), 7.53-7.87 (4H, m), 8.76 (1H, s), 8.81 (1H, d), 10.40 (1H, s).  
LC/MS, t = 3.20 min, [MH<sup>+</sup>] 367.

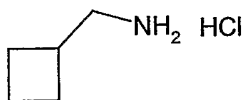
Example 54: 2-(3-Chlorophenylamino)-4-trifluoromethylpyrimidine-5-carboxylic acid cyclobutylmethyl-amide

30

(a) A solution of borane-tetrahydrofuran complex (1M in tetrahydrofuran, 120ml) was added over 10min to a solution of cyclobutane carbonitrile (8.1g) [Lancaster] in dry tetrahydrofuran (20ml) under nitrogen at room temperature. The solution was refluxed overnight then cooled to 20°. Methanol (150ml) was added dropwise over 15mins keeping the temperature below 25°, then  
35 the mixture was cooled to 0° and dry hydrogen chloride was bubbled through for 30min. The resulting mixture was refluxed for 90min, evaporated and the residue re-evaporated twice from

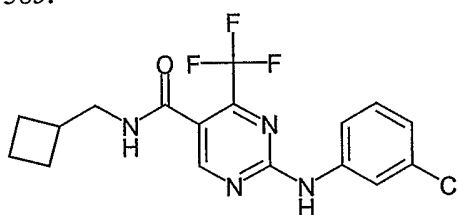
methanol. Ether (150ml) was added and the resulting solid was filtered off. It was taken up in hot isopropanol (50ml), filtered, and hot acetonitrile (30ml) added. The mixture was cooled and the solid filtered off to give the C-cyclobutylmethylamine hydrochloride (5.7g)

NMR (400 MHz, DMSO-d<sub>6</sub>)  $\delta$  1.8 (4H, m), 2.0 (2H, m), 2.54 (1H, m), 2.80 (2H, d), 8.0 (3H, br s).

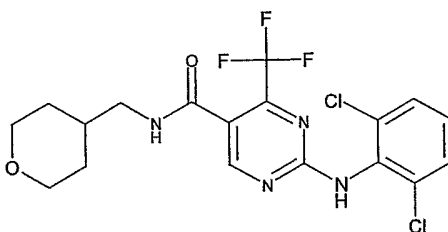


(b) In a manner similar to Reference Example 1(c) 2-(3-chlorophenylamino)-4-trifluoromethyl-pyrimidine-5-carboxylic acid (32 mg) and C-cyclobutylmethylamine hydrochloride (13 mg) afforded the title compound (28 mg).

10 NMR (DMSO-d<sub>6</sub>)  $\delta$  1.70 (2H, m), 1.82 (2H, m), 2.00 (2H, m), 2.50 (1H, m), 3.26 (2H, m), 7.08-7.95 (4H, m), 8.55 (1H, t), 8.77 (1H, s), 10.60 (1H, s).  
LC/MS, t = 3.56 min, [MH<sup>+</sup>] 385.



15 Example 55: 2-(2,6-Dichlorophenylamino)-4-trifluoromethyl-pyrimidine-5-carboxylic acid (tetrahydro-pyran-4-ylmethyl)-amide



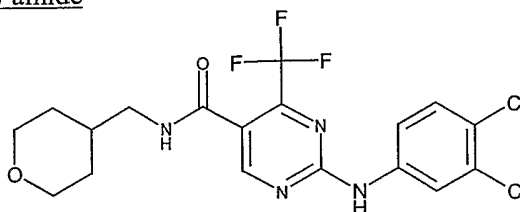
In a manner similar to Reference Example 1(c) 2-(2,6-dichlorophenylamino)-4-trifluoromethyl-pyrimidine-5-carboxylic acid (30mg) and 4-aminomethyltetrahydropyran (20mg, ex CombiBlocks) afforded the title compound (32mg).

20 NMR (DMSO-d<sub>6</sub>)  $\delta$  1.16-1.22 (2H, m), 1.58 (2H, d), 1.70 (1H, m), 3.09 (2H, t), 3.23 (2H, m), 3.84 (2H, d), 7.38 (1H, t), 7.59 (2H, d), 8.61 (2H, m), 10.10 (1H, s)

LC/MS, t = 3.02 min, Molecular ion observed (MH<sup>+</sup>) = 449 consistent with the molecular formula

25 C<sub>18</sub>H<sub>17</sub><sup>35</sup>Cl<sub>2</sub>F<sub>3</sub>N<sub>4</sub>O<sub>2</sub>

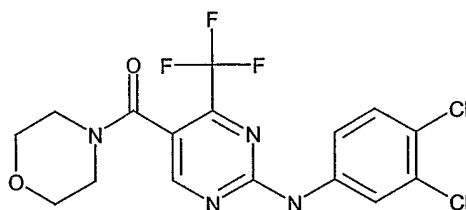
Example 56: 2-(3,4-Dichlorophenylamino)-4-trifluoromethylpyrimidine-5-carboxylic acid (tetrahydro-pyran-4-ylmethyl)-amide



In a manner similar to Reference Example 1(c) 2-(3,4-dichlorophenylamino)-4-trifluoromethylpyrimidine-5-carboxylic acid (30mg) and 4-aminomethyltetrahydropyran (20mg, ex CombiBlocks) afforded the title compound (38mg).

- 5 NMR (DMSO-d<sub>6</sub>) δ 1.18-1.25 (2H, m), 1.62 (2H, d), 1.74 (1H, m), 3.1 (2H, t), 3.25 (2H, m), 3.85 (2H, d), 7.60 (1H, t), 7.69 (1H, m), 8.16 (1H, dd), 8.64 (1H, t), 8.84 (1H, s), 10.70 (1H, s)  
 LC/MS, t = 3.45 min, Molecular ion observed (MH<sup>+</sup>) = 449 consistent with the molecular formula C<sub>18</sub>H<sub>17</sub>N<sub>4</sub>O<sub>2</sub><sup>35</sup>Cl<sub>2</sub>F<sub>3</sub>

- 10 Example 68: 1-[2-(3,4-Dichlorophenylamino)-4-trifluoromethylpyrimidin-5-yl]-1-(morpholin-4-yl)-methanone



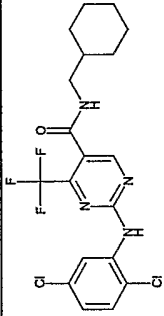
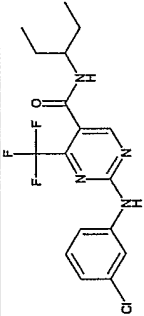
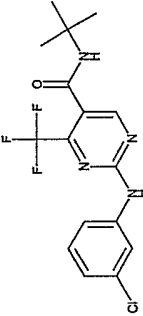
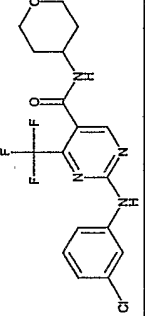
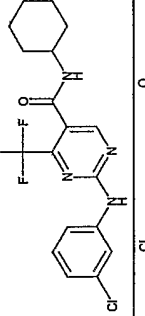
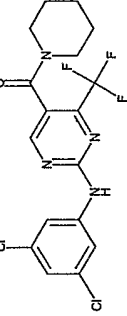
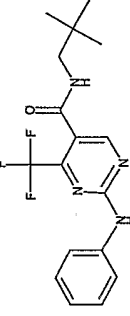
- 15 In a manner similar to Reference Example 1(c) 2-(3,4-dichlorophenylamino)-4-trifluoromethylpyrimidine-5-carboxylic acid (30mg) and morpholine (15mg, ex Aldrich) afforded the title compound (36mg).  
 NMR (DMSO-d<sub>6</sub>) δ 3.7 (8H, s), 7.65 (1H, d), 7.75 (1H, dd), 8.2 (1H, d), 8.9 (1H, s), 10.80 (1H, s)  
 LC/MS, t = 3.45 min, Molecular ion observed (MH<sup>+</sup>) = 421 consistent with the molecular formula C<sub>16</sub>H<sub>13</sub>N<sub>4</sub>O<sub>2</sub><sup>35</sup>Cl<sub>2</sub>F<sub>3</sub>
- 20

**Table 2:**

- 25 Example 57-67 and 69-73 were prepared in a corresponding fashion to the above compounds.

Table 2

	Compound Name	Structure	Mass spec details 1 Retention Time 2 MH <sup>+</sup> 3 Formula consistent with MH <sup>+</sup>
57	2-(3-Chloro-phenylamino)-4-trifluoromethyl-pyrimidine-5-carboxylic acid cycloheptylamide		3.78 413 C <sub>19</sub> H <sub>20</sub> <sup>35</sup> ClF <sub>3</sub> N <sub>4</sub> O
58	2-(3-Chloro-phenylamino)-4-trifluoromethyl-pyrimidine-5-carboxylic acid [(S)-1-(tetrahydro-furan-2-yl)methyl]-amide		3.25 401 C <sub>17</sub> H <sub>16</sub> <sup>35</sup> ClF <sub>3</sub> N <sub>4</sub> O <sub>2</sub>
59	2-(3-Fluoro-phenylamino)-4-trifluoromethyl-pyrimidine-5-carboxylic acid [(S)-1-(tetrahydro-furan-2-yl)methyl]-amide		3.10 385 C <sub>17</sub> H <sub>16</sub> F <sub>4</sub> N <sub>4</sub> O <sub>2</sub>
60	2-(3-Bromo-phenylamino)-4-trifluoromethyl-pyrimidine-5-carboxylic acid [(S)-1-(tetrahydro-furan-2-yl)methyl]-amide		3.29 447 C <sub>17</sub> H <sub>16</sub> <sup>81</sup> BrF <sub>3</sub> N <sub>4</sub> O <sub>2</sub>
61	2-(3-Chloro-phenylamino)-4-trifluoromethyl-pyrimidine-5-carboxylic acid (1-methanesulfonyl-piperidin-4-ylmethyl)-amide		3.22 492 C <sub>19</sub> H <sub>21</sub> <sup>35</sup> ClF <sub>3</sub> N <sub>5</sub> O <sub>3</sub> S

62	2-(2,5-Dichloro-phenylamino)-4-trifluoromethyl-pyrimidine-5-carboxylic acid cyclohexylmethyl-amide		3.90 447 C <sub>19</sub> H <sub>19</sub> <sup>35</sup> Cl <sub>2</sub> F <sub>3</sub> N <sub>4</sub> O
63	2-(3-Chloro-phenylamino)-4-trifluoromethyl-pyrimidine-5-carboxylic acid (1-ethyl-propyl)-amide		3.60 387 C <sub>17</sub> H <sub>18</sub> <sup>35</sup> ClF <sub>3</sub> N <sub>4</sub> O
64	2-(3-Chloro-phenylamino)-4-trifluoromethyl-pyrimidine-5-carboxylic acid (tert-butyl)-amide		3.55 373 C <sub>16</sub> H <sub>16</sub> <sup>35</sup> ClF <sub>3</sub> N <sub>4</sub> O
65	2-(3-Chloro-phenylamino)-4-trifluoromethyl-pyrimidine-5-carboxylic acid (tetrahydro-pyran-4-yl)-amide		3.18 401 C <sub>17</sub> H <sub>16</sub> <sup>35</sup> ClF <sub>3</sub> N <sub>4</sub> O <sub>2</sub>
66	2-(3-Chloro-phenylamino)-4-trifluoromethyl-pyrimidine-5-carboxylic acid cyclohexyl-amide		3.67 399 C <sub>18</sub> H <sub>18</sub> <sup>35</sup> ClF <sub>3</sub> N <sub>4</sub> O
67	1-[2-(3,5-Dichloro-phenylamino)-4-trifluoromethyl-pyrimidin-5-yl]-1-(piperidin-1-yl)-methanone		3.84 419 C <sub>17</sub> H <sub>15</sub> <sup>35</sup> Cl <sub>2</sub> F <sub>3</sub> N <sub>4</sub> O
69	2-Phenylamino-4-trifluoromethyl-pyrimidine-5-carboxylic acid (2,2-dimethyl-propyl)-amide		3.48 353 C <sub>17</sub> H <sub>19</sub> F <sub>3</sub> N <sub>4</sub> O

70	2-Phenylamino-4-trifluoromethyl-pyrimidine-5-carboxylic acid (3,3-dimethyl-butyl)-amide		3.60 367 C <sub>18</sub> H <sub>21</sub> F <sub>3</sub> N <sub>4</sub> O
71	2-(3-Chloro-phenylamino)-4-trifluoromethyl-pyrimidine-5-carboxylic acid (piperidin-4-ylmethyl)-amide trifluoroacetate		2.46 414 C <sub>18</sub> H <sub>19</sub> <sup>35</sup> ClF <sub>3</sub> N <sub>5</sub> O
72	1-[2-(3-Chloro-phenylamino)-4-trifluoromethyl-pyrimidin-5-yl]-1-(piperazin-1-yl)-methanone		2.42 386 C <sub>16</sub> H <sub>15</sub> <sup>35</sup> ClF <sub>3</sub> N <sub>5</sub> O
73	2-(3-Fluoro-phenylamino)-4-trifluoromethyl-pyrimidine-5-carboxylic acid [(R)-1-(tetrahydro-furan-2-yl)methyl]-amide		3.10 385 C <sub>17</sub> H <sub>16</sub> F <sub>4</sub> N <sub>4</sub> O <sub>2</sub>

**Table 3**

Compounds 74 to 87 were prepared according to the conditions described for table 1, and purified by the method given in column P as follows:

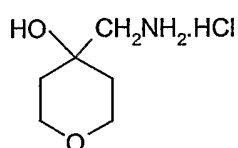
5 Method A: refers to the procedure in part (b) of Example 166.

Method B: Mass-directed autopurification using the procedures detailed at the beginning of the experimental

Method C: Purification using Biotage Chromatography over Merck 9385 Silica Gel ( 25g) eluting with 1-2% methanol in dichloromethane.

10

Intermediate A: 4-Aminomethyltetrahydropyran-4-ol hydrochloride



15

To a solution of 1.0M lithium aluminium hydride in tetrahydrofuran (20 ml) was added under a nitrogen atmosphere a solution of 4-hydroxytetra-hydropyran-4-carbonitrile (0.50 g, prepared as described in Eiden et al., Arch. Pharm., 320, 348, (1987) ) in tetrahydrofuran (2 ml) and the solution stirred at reflux for 6 hours. Water (1 ml) and 2N sodium hydroxide solution (1 ml) were added cautiously and the resultant solid filtered and washed with ether.

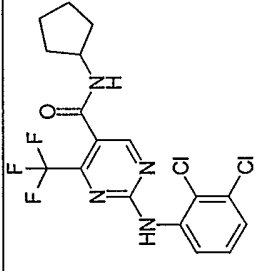
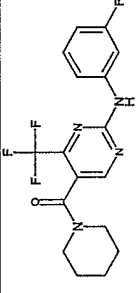
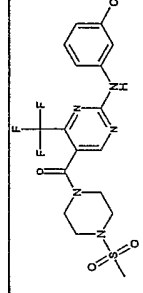
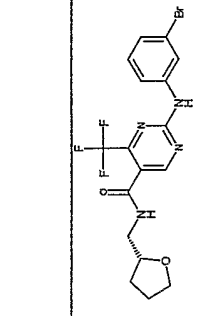
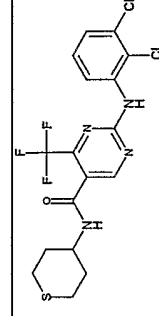
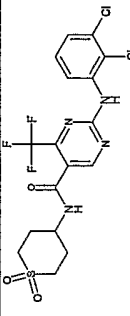
20

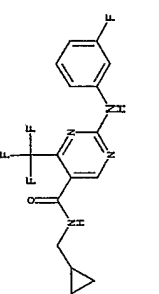
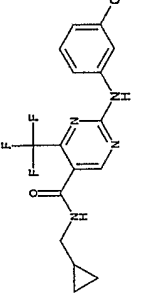
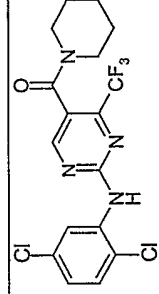
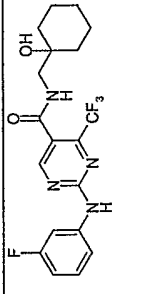
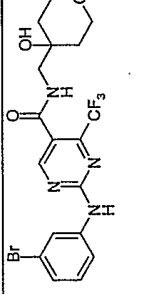
The filtrate was dried (MgSO<sub>4</sub>), evaporated and the residue dissolved in ethanol (3 ml) and concentrated hydrochloric acid (0.5 ml) added. Solvent was removed under reduced pressure and the resultant solid washed with ether and dried in vacuo at 40°C to afford the title compound (234 mg).

25

NMR ( DMSO-d<sub>6</sub>) 1.45-1.6 (4H, m), 2.78 (2H, q), 3.61 (4H, m). 5.07 (1H, br s), 7.89 (3H, br s).

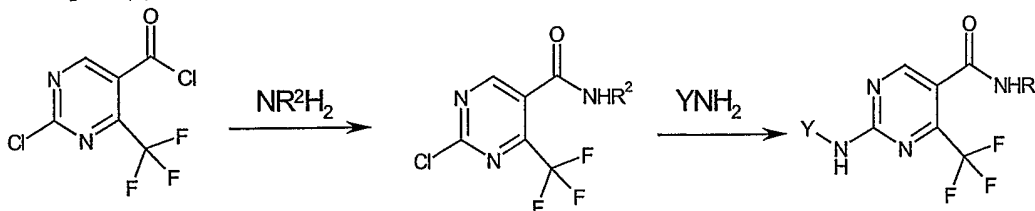
Ex	1	2	3 – Product	P	LC/MS 1 Retention time (min) 2 MH <sup>+</sup> 3 Formula
74	3,4-Dichloroaniline (Lancaster)	Cyclopentylamine (Aldrich)	3,4-Dichlorophenylamino-4-trifluoromethyl-pyrimidine-5-carboxylic acid cyclopentylamide	A	3.53 419 C <sub>17</sub> H <sub>15</sub> <sup>35</sup> Cl <sub>2</sub> F <sub>3</sub> N <sub>4</sub> O
75	3,5-Dichloroaniline (Lancaster)	Cyclopentylamine (Aldrich)	3,5-Dichlorophenylamino-4-trifluoromethyl-pyrimidine-5-carboxylic acid cyclopentylamide	A	3.60 419 C <sub>17</sub> H <sub>15</sub> <sup>35</sup> Cl <sub>2</sub> F <sub>3</sub> N <sub>4</sub> O
76	3-Methoxyaniline (Lancaster)	Cyclopentylamine (Aldrich)	3-Methoxyphenylamino-4-trifluoromethyl-pyrimidine-5-carboxylic acid cyclopentylamide	A	3.08 381 C <sub>18</sub> H <sub>19</sub> F <sub>3</sub> N <sub>4</sub> O <sub>2</sub>

77	2,3-Dichloroaniline (Lancaster)	Cyclopentylamine (Aldrich)	2,3-Dichlorophenylamino-4-trifluoromethyl-pyrimidine-5-carboxylic acid cyclopentylamide		A	3.60 419 C <sub>17</sub> H <sub>15</sub> <sup>35</sup> Cl <sub>2</sub> F <sub>3</sub> N <sub>4</sub> O
78	3-fluoroaniline (Lancaster)	Piperidine (Aldrich)	1-[2-(3-fluorophenylamino)-4-trifluoromethyl-pyrimidin-5-yl]-1-piperidin-1-yl-methanone		A	3.39 369 C <sub>17</sub> H <sub>16</sub> N <sub>4</sub> F <sub>4</sub> O
79	3-chloroaniline (Lancaster)	1-methanesulfonyl-piperazine (US 5081147)	1-[2-(3-chlorophenylamino)-4-trifluoromethyl-pyrimidin-5-yl]-1-(4-methanesulfonyl-piperazin-1-yl)-methanone		A	3.21 464 C <sub>17</sub> H <sub>17</sub> Cl <sup>35</sup> F <sub>3</sub> N <sub>5</sub> O <sub>3</sub> S
80	3-bromoaniline (Lancaster)	R-1-(tetrahydrofuran-2-yl)methylamine (Lancaster)	2-(3-bromophenylamino)-4-trifluoromethyl-pyrimidine-5-carboxylic acid [R-1-(tetrahydrofuran-2-yl)methyl]-amide		A	3.29 447 C <sub>17</sub> H <sub>16</sub> <sup>81</sup> Br F <sub>3</sub> N <sub>4</sub> O <sub>2</sub>
81	2,3-dichloroaniline	tetrahydro-thiopyran-4-ylamine JOC 46(22), 4376-83 1981	2-(2,3-Dichlorophenylamino)-4-trifluoromethyl-pyrimidine-5-carboxylic acid (tetrahydro-thiopyran-4-yl)-amide		C	3.74 451 C <sub>17</sub> H <sub>15</sub> <sup>35</sup> Cl <sub>2</sub> F <sub>3</sub> N <sub>4</sub> O S
82	2,3-dichloroaniline	(1,1-dioxo-tetrahydro-2H-thiopyran-4-yl)amine	2-(2,3-Dichlorophenylamino)-4-trifluoromethyl-pyrimidine-5-carboxylic acid (1,1-dioxo-tetrahydro-		C	3.29 483 C <sub>17</sub> H <sub>15</sub>

83	3-fluoroaniline (Lancaster)	hydrochloride WO 0218380 cyclopropylmethylamine (Lancaster)	2H-thiopyran-4-yl)-amide  2-(3-Fluoro-phenylamino)-4-trifluoromethyl-pyrimidine-5-carboxylic acid cyclopropylmethylamide		A	<sup>35</sup> Cl <sub>2</sub> F <sub>3</sub> N <sub>4</sub> O <sub>3</sub> S  3.32 355 C <sub>16</sub> H <sub>14</sub> F <sub>4</sub> N <sub>4</sub> O
84	3-chloroaniline (Lancaster)	cyclopropylmethylamine (Lancaster)	2-(3-Chloro-phenylamino)-4-trifluoromethyl-pyrimidine-5-carboxylic acid cyclopropylmethylamide		B	3.46 371 C <sub>16</sub> H <sub>14</sub> <sup>35</sup> ClF <sub>3</sub> N <sub>4</sub> O
85	2,5-Dichloroaniline (ex Lancaster)	Morpholine (ex Aldrich)	1-[2-(2,5-Dichloro-phenylamino)-4-trifluoromethyl-pyrimidin-5-yl]-1-piperidin-1-yl-methanone		A	3.64 419 C <sub>17</sub> H <sub>15</sub> <sup>35</sup> Cl <sub>2</sub> F <sub>3</sub> N <sub>4</sub> O
86	3-Fluoroaniline (ex Lancaster)	1-Aminomethyl-1-cyclohexanol hydrochloride (ex Aldrich)	2-(3-Fluorophenyl-amino)-4-trifluoromethyl-pyrimidine-5-carboxylic acid (1-hydroxy-cyclohexyl-methyl)-amide		A	3.25 411 C <sub>19</sub> H <sub>20</sub> F <sub>4</sub> N <sub>4</sub> O <sub>2</sub>
87	3-Bromoaniline (ex Lancaster)	4-Aminomethyl-tetrahydro-4H-pyran-4-ol hydrochloride (Intermediate A)	2-(3-Bromophenyl-amino)-4-trifluoromethyl-pyrimidine-5-carboxylic acid (4-hydroxytetrahydropyran-4-ylmethyl)amide		A	3.05 473 C <sub>18</sub> H <sub>18</sub> <sup>79</sup> BrF <sub>3</sub> N 4O <sub>3</sub>

**Table 4**

In the following table 4, column 2 gives precursors  $R^2NH_2$  that were reacted with 2-chloro-4-(trifluoromethyl)pyrimidine-5-carbonyl chloride in a manner similar to that in part (a) of Example 166 . The resultant product was reacted with the precursor  $YNH_2$  of column 3 in a manner similar to that in part (b) of Example 166 , to provide the final product in column 4.



Preparation Method A: refers to the procedure give in part (b) of Example 166.

10 Preparation Method B: This is exemplified by the by Example 109, 2-chloro-4-trifluoromethyl-pyrimidin-5-carboxylic acid (tetrahydropyran-4-ylmethyl)amide ( 50 mg) and 2-chloro-2-cyanoaniline ( 118mg) were irradiated in a microwave apparatus (the model used was the 'Creator', supplied by 'Personal Chemistry', operating at 300 Watts), at 190°C for 30 min. For examples using this method, the equivalents of substituted aniline  $YNH_2$  used, and duration of irradiation follow in brackets after the method B.

The column entitled "Prep" refers to the preparation method used.

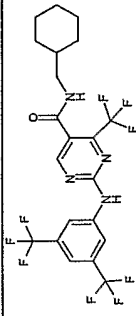
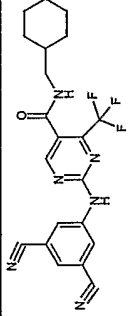
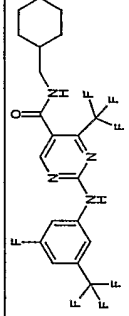
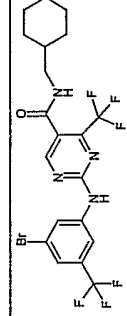
20 The product was then purified according to on of the following methods described below. The column entitled "Pure" refers to the purification method used

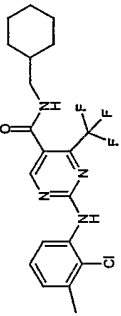
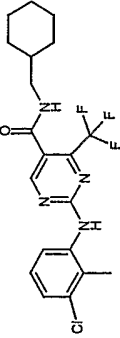
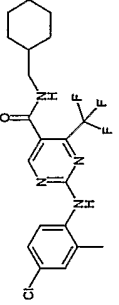
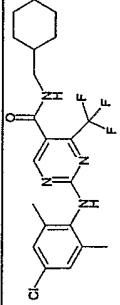
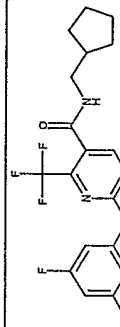
Purification method A: refers to the procedure give in part (b) of Example 166

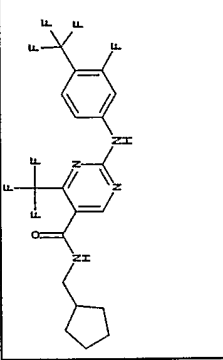
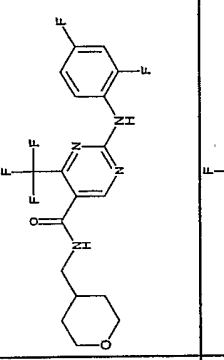
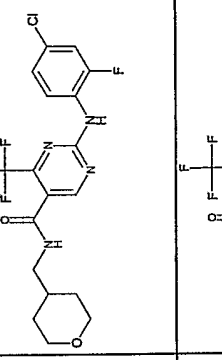
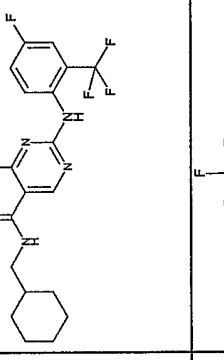
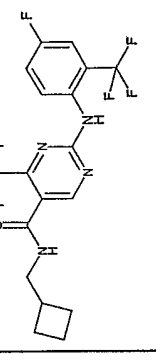
Purification method B: mass directed autopurification using the procedures detailed at the beginning of the experimental.

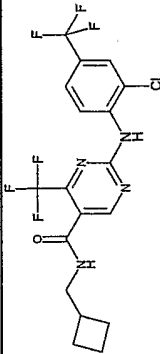
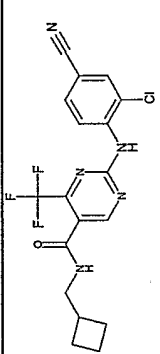
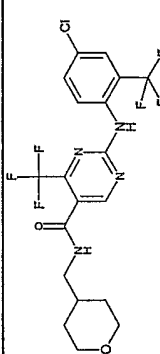
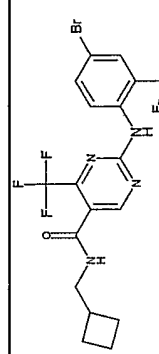
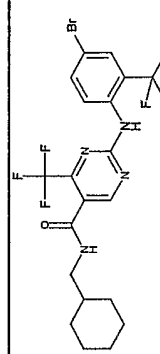
25 Purification method C: The reaction was worked up as for part (b) of Example 166, and the crude product further purified by Biotage chromatography over Merck 9385 silica gel, eluting with isohexane/ethyl acetate.

**Table 4**

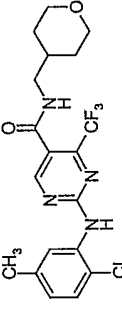
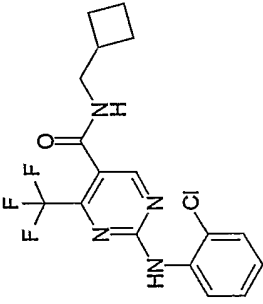
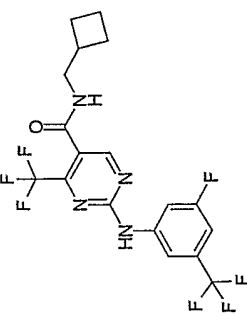
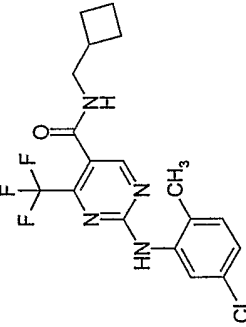
NR <sup>2</sup> H <sub>2</sub>	YNH <sub>2</sub>	Compound	Prep	Pur e	Structure	LCMS 1 Retention time 2 MH <sup>+</sup> 3 Formula consistent with MH <sup>+</sup>
88	Cyclohexanemet hanamine (Aldrich)	3,5-Bis- trifluoromethyl- phenylamine (Aldrich)	2-(3,5-Bis-trifluoromethyl- phenylamino)-4-trifluoromethyl- pyrimidine-5-carboxylic acid cyclohexylmethyl-amide	A	B	 4.09 515 C <sub>21</sub> H <sub>19</sub> F <sub>9</sub> N <sub>4</sub> O
9	Cyclohexanemet hanamine	5-Amino- isophthalonitrile	2-(3,5-Dicyano-phenylamino)-4- trifluoromethyl-pyrimidine-5- carboxylic acid cyclohexylmethyl- amide	A	B	 3.59 429 C <sub>21</sub> H <sub>19</sub> F <sub>3</sub> N <sub>6</sub> O
90	Cyclohexanemet hanamine	3-Fluoro-5- trifluoromethyl- phenylamine (Supplier Apollo)	2-(3-Fluoro-5-trifluoromethyl- phenylamino)-4-trifluoromethyl- pyrimidine-5-carboxylic acid cyclohexylmethyl-amide	A	B	 3.96 465 C <sub>20</sub> H <sub>19</sub> F <sub>7</sub> N <sub>4</sub> O
91	Cyclohexanemet hanamine	3-Bromo-5- trifluoromethyl- phenylamine (Supplier Avacado)	2-(3-Bromo-5-trifluoromethyl- phenylamino)-4-trifluoromethyl- pyrimidine-5-carboxylic acid cyclohexylmethyl-amide	A	B	 4.13 524 C <sub>20</sub> H <sub>19</sub> <sup>79</sup> BrF <sub>6</sub> N <sub>4</sub> O

92	Cyclohexanemethanamine	2-Chloro-3-methylphenylamine (WO 97/41846 - hydrogenate 2-chloro-3-nitrotoluene.)	2-(2-Chloro-3-methylphenylamino)-4-trifluoromethylpyrimidine-5-carboxylic acid cyclohexylmethyl-amide	A	B		3.82 427 C <sub>20</sub> H <sub>22</sub> <sup>35</sup> ClF <sub>3</sub> N <sub>4</sub> O
93	Cyclohexanemethanamine	3-Chloro-2-methylphenylamine (Supplier Aldrich)	2-(3-Chloro-2-methylphenylamino)-4-trifluoromethylpyrimidine-5-carboxylic acid cyclohexylmethyl-amide	A	B		3.76 427 C <sub>20</sub> H <sub>22</sub> <sup>35</sup> ClF <sub>3</sub> N <sub>4</sub> O
94	Cyclohexanemethanamine	4-Chloro-2-methylphenylamine (Supplier Aldrich)	2-(4-Chloro-2-methylphenylamino)-4-trifluoromethylpyrimidine-5-carboxylic acid cyclohexylmethyl-amide	A	B		3.77 427 C <sub>20</sub> H <sub>22</sub> <sup>35</sup> ClF <sub>3</sub> N <sub>4</sub> O
95	Cyclohexanemethanamine	4-Chloro-2,6-dimethylphenylamine (Supplier Davos)	2-(4-Chloro-2,6-dimethylphenylamino)-4-trifluoromethylpyrimidine-5-carboxylic acid cyclohexylmethyl-amide	A	B		3.79 441 C <sub>21</sub> H <sub>24</sub> <sup>35</sup> ClF <sub>3</sub> N <sub>4</sub> O
96	Cyclopentane methanamine	3,5-difluoroaniline (Aldrich)	2-(3,5-Difluoro-phenylamino)-4-trifluoromethyl-pyrimidine-5-carboxylic acid cyclopentylmethyl-amide	A	C		3.70 401 C <sub>18</sub> H <sub>17</sub> F <sub>5</sub> N <sub>4</sub> O

97	Cyclopentanemethanamine 3-Fluoro-4-(trifluoromethyl)aniline (Fluorochem)	2-(4-Trifluoromethyl-3-fluorophenylamino)-4-trifluoromethyl-pyrimidine-5-carboxylic acid cyclopentylmethylamide	A	B		3.86 451 C <sub>19</sub> H <sub>17</sub> F <sub>7</sub> N <sub>4</sub> O	
98	4-Aminomethyltetrahydropyran (CombiBlocks)	2,4-Difluoroaniline (Lancaster)	2-(2,4-Difluorophenylamino)-4-trifluoromethyl-pyrimidine-5-carboxylic acid (tetrahydro-pyran-4-ylmethyl)-amide	A	A		3.03 417 C <sub>18</sub> H <sub>17</sub> F <sub>5</sub> N <sub>4</sub> O <sub>2</sub>
99	4-Aminomethyltetrahydropyran (CombiBlocks)	2-Fluoro-4-chloroaniline (Lancaster)	2-(2-Fluoro-4-chlorophenylamino)-4-trifluoromethyl-pyrimidine-5-carboxylic acid (tetrahydro-pyran-4-ylmethyl)-amide	A	A		3.23 433 C <sub>18</sub> H <sub>17</sub> <sup>35</sup> ClF <sub>4</sub> N <sub>4</sub> O <sub>2</sub>
100	Cyclohexanemethanamine (Lancaster)	2-Trifluoromethyl-4-fluoroaniline (Lancaster)	2-(2-Trifluoromethyl-4-fluorophenylamino)-4-trifluoromethyl-pyrimidine-5-carboxylic acid cyclohexylmethylamide	A	B		3.69 465 C <sub>20</sub> H <sub>19</sub> F <sub>7</sub> N <sub>4</sub> O
101	Cyclobutanemethanamine (Lancaster)	2-Trifluoromethyl-4-fluoroaniline (Lancaster)	2-(2-Trifluoromethyl-4-fluorophenylamino)-4-trifluoromethyl-pyrimidine-5-carboxylic acid cyclobutylmethylamide	A	B		3.49 437 C <sub>18</sub> H <sub>15</sub> F <sub>7</sub> N <sub>4</sub> O

102	Cyclobutanemethanamine	2-Chloro-4-trifluoromethylaniline (Lancaster)	2-(2-Chloro-4-trifluoromethylphenylamino)-4-trifluoromethyl-pyrimidine-5-carboxylic acid cyclobutylmethylamide	A	B		3.79 453 C <sub>18</sub> H <sub>15</sub> <sup>35</sup> ClF <sub>6</sub> N <sub>4</sub> O
103	Cyclobutanemethanamine	2-Chloro-4-cyanoaniline (Lancaster)	2-(2-Chloro-4-cyanophenylamino)-4-trifluoromethyl-pyrimidine-5-carboxylic acid cyclobutylmethylamide	B	C		3.47 410 C <sub>18</sub> H <sub>15</sub> <sup>35</sup> ClF <sub>3</sub> N <sub>5</sub> O
104	4-Aminomethyltetrahydropyran (CombiBlocks)	2-Trifluoromethyl-4-chloroaniline (Lancaster)	2-(2-Trifluoromethyl-4-chlorophenylamino)-4-trifluoromethyl-pyrimidine-5-carboxylic acid (tetrahydro-pyran-4-ylmethyl)-amide	A	A		3.34 483 C <sub>19</sub> H <sub>17</sub> <sup>35</sup> ClF <sub>6</sub> N <sub>4</sub> O <sub>2</sub>
105	Cyclobutylmethylamine	2-Trifluoromethyl-4-bromoaniline (Lancaster)	2-(2-Trifluoromethyl-4-bromophenylamino)-4-trifluoromethyl-pyrimidine-5-carboxylic acid cyclobutylmethylamide	B (5 equiv, 45 min)	B		3.71 499 C <sub>18</sub> H <sub>15</sub> <sup>81</sup> BrF <sub>6</sub> N <sub>4</sub> O
106	Cyclohexylmethylamine	2-Trifluoromethyl-4-bromoaniline (Lancaster)	2-(2-Trifluoromethyl-4-bromophenylamino)-4-trifluoromethyl-pyrimidine-5-carboxylic acid cyclohexylmethylamide	B (2.5 equiv, 45 min)	B		3.89 527 C <sub>20</sub> H <sub>19</sub> <sup>81</sup> BrF <sub>6</sub> N <sub>4</sub> O



113	Blocks) 4-Aminomethyl- tetrahydropyran (ex Combi Blocks)	2-Chloro-5- methylamine (ex Aldrich)	(tetrahydropyran-4-ylmethyl)-amide 2-(2-Chloro-5-methyl- phenylamino)-4-tri-fluoromethyl- pyrimidine-5-carboxylic acid (tetrahydropyran-4-ylmethyl)-amide	A	B		3.28 429 C <sub>19</sub> H <sub>20</sub> <sup>35</sup> ClF <sub>3</sub> N <sub>4</sub> O <sub>2</sub>
257	(Cyclobutylmethyl)amine	2-Chloroaniline	2-(2-Chlorophenylamino)-4- trifluoromethyl-pyrimidine-5- carboxylic acid cyclobutylmethyl- amide	C (5 equiva lents, 2 x 30 min)	B		3.52 385 C <sub>17</sub> H <sub>16</sub> <sup>35</sup> ClF <sub>3</sub> N 4O
258	(Cyclobutylmethyl)amine	3-Fluoro-5- trifluoromethylani line	2-(3-Fluoro-5- trifluoromethylphenylamino)-4- trifluoromethyl-pyrimidine-5- carboxylic acid cyclobutylmethyl- amide	C (5 equiva lents, 2 x 30 min)	B		3.80 437 C <sub>18</sub> H <sub>15</sub> F <sub>7</sub> N <sub>4</sub> O
259	(Cyclobutylmethyl)amine	5-Chloro-2- methylamine	2-(5-Chloro-2- methylphenylamino)-4- trifluoromethyl-pyrimidine-5- carboxylic acid cyclobutylmethyl- amide	C (5 equiva lents, 2 x 30 min)	B		3.61 399 C <sub>18</sub> H <sub>18</sub> <sup>35</sup> ClF <sub>3</sub> N 4O

\*\*In Example 103 – Preparation Method B (5 equiv, 15 min) N.B. Reaction mixture also contained 0.5 ml MeCN and purification method C The product was purified by trituration with isohehexane after this.

5 Method C - As for method B, but the solvent used was 1,4-dioxan not MeCN

Table 5

Compounds 114 to 145 were prepared as set out for table 2 and purified as follows:

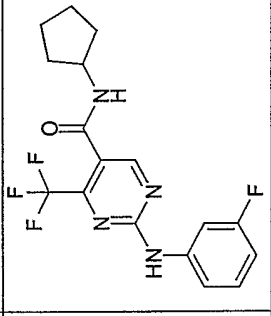
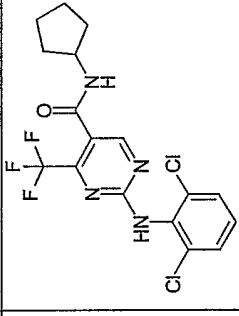
Purification Method A: as for reference example 1c,

Purification Method C: The reaction was worked up as in example 1c, and the product purified by Biotage chromatography using the following solvent systems:

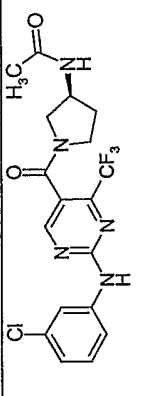
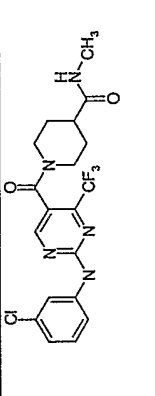
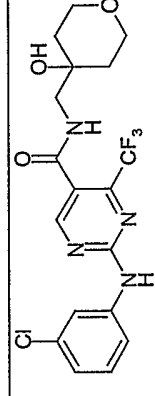
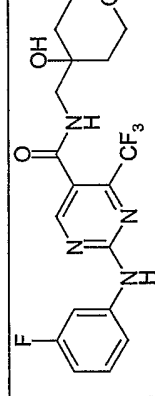
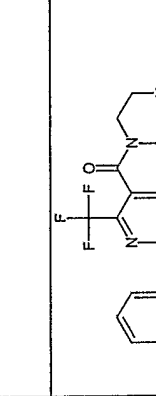
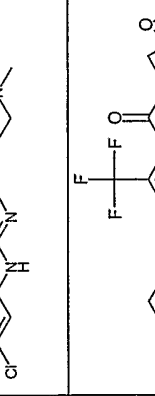
Sol 1 ethyl acetate

Sol 2 1% methanol in dichloromethane

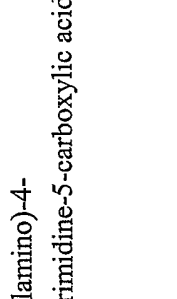
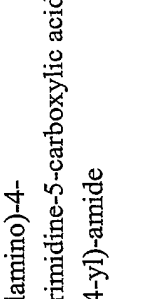
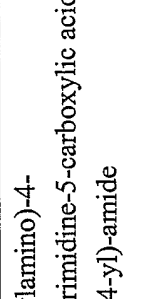
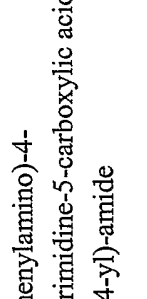
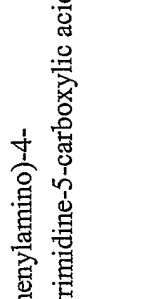
Sol 3 2% methanol in dichloromethane

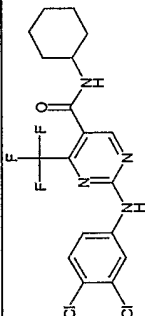
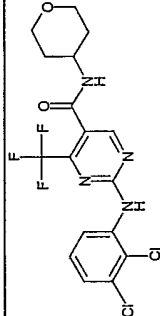
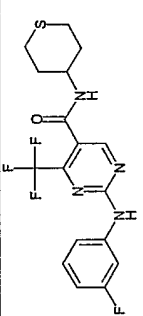
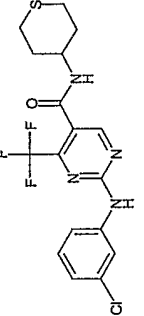
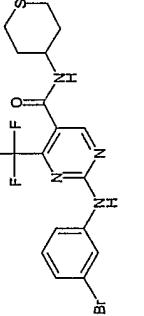
	Compound Name	Structure	Purification method	Mass spec details 1 Retention Time 2 MH <sup>+</sup> 3 Formula consistent with MH <sup>+</sup>
114	3-Fluorophenylamino-4-trifluoromethyl-pyrimidine-5-carboxylic acid cyclopentyl-amide		A	3.23 369 C <sub>17</sub> H <sub>16</sub> F <sub>4</sub> N <sub>4</sub> O
115	2,6-Dichlorophenylamino-4-trifluoromethyl-pyrimidine-5-carboxylic acid cyclopentylamide		A	3.17 419 C <sub>17</sub> H <sub>15</sub> <sup>35</sup> Cl <sub>2</sub> F <sub>3</sub> N <sub>4</sub> O

116	3-Chlorophenylamino-4-trifluoromethylpyrimidine-5-carboxylic acid (2-ethylbutyl)-amide		A	3.79 401 C <sub>18</sub> H <sub>20</sub> <sup>35</sup> ClF <sub>3</sub> N <sub>4</sub> O
117	2-Phenylamino-4-trifluoromethyl-pyrimidin-5-carboxylic acid (2-methoxy-ethyl)-amide		A	2.98 339 C <sub>15</sub> H <sub>15</sub> F <sub>3</sub> N <sub>4</sub> O <sub>2</sub>
118	2-Phenylamino-4-trifluoromethyl-pyrimidin-5-carboxylic acid [2-(dimethyl-amino)ethyl]-amide		A	2.32 354 C <sub>16</sub> H <sub>18</sub> F <sub>3</sub> N <sub>5</sub> O
119	1-[2-(3-Chlorophenyl-amino)-4-trifluoromethylpyrimidin-5-yl]-1-(4-methoxypiperin-1-yl)-methanone		A	3.33 415 C <sub>18</sub> H <sub>18</sub> <sup>35</sup> ClF <sub>3</sub> N <sub>4</sub> O <sub>2</sub>
120	1-[2-(3-Chlorophenyl-amino)-4-trifluoromethylpyrimidin-5-yl]-1-(1,1-dioxothiomorpholin-4yl)-methanone		A	3.16 435 C <sub>16</sub> H <sub>14</sub> <sup>35</sup> ClF <sub>3</sub> N <sub>4</sub> O <sub>3</sub> S
121	N-((R)-1-{1-[2-(3-Chlorophenylamino)-4-trifluoromethyl-pyrimidin-5-yl]-methanoyl}-pyrrolidin-3-yl)-acetamide		A	2.91 428 C <sub>18</sub> H <sub>17</sub> <sup>35</sup> ClF <sub>3</sub> N <sub>5</sub> O <sub>2</sub>

122	N-((S)-1-{1-[2-(3-Chlorophenylamino)-4-trifluoromethyl-pyrimidin-5-yl]-methanoyl}-pyrrolidin-3-yl)-acetamide		A	2.91 428 C <sub>18</sub> H <sub>17</sub> <sup>35</sup> ClF <sub>3</sub> N <sub>5</sub> O <sub>2</sub>
123	1-{1-[2-(3-Chloro-phenylamino)-4-tri-fluoromethyl-pyrimidin-5-yl]-methanoyl}-piperidine-4-carboxylic acid methylamide		C Sol 1	2.98 442 C <sub>19</sub> H <sub>19</sub> <sup>35</sup> ClF <sub>3</sub> N <sub>5</sub> O <sub>2</sub>
124	2-(3-Chlorophenyl-amino)-4-trifluoromethylpyrimidine-5-carboxylic acid (4-hydroxytetrahydropyran-4-ylmethyl)-amide		A	3.00 429 C <sub>18</sub> H <sub>18</sub> <sup>35</sup> ClF <sub>3</sub> N <sub>4</sub> O <sub>3</sub>
125	2-(3-Fluorophenyl-amino)-4-trifluoromethylpyrimidine-5-carboxylic acid (1-hydroxytetrahydropyran-4-ylmethyl)-amide		A	2.86 413 C <sub>18</sub> H <sub>18</sub> F <sub>4</sub> N <sub>4</sub> O <sub>3</sub>
126	1-[2-(3-Chlorophenylamino)-4-trifluoromethylpyrimidin-5-yl]-1-(4-methylpiperazin-1-yl)-methanone		A	2.53 400 C <sub>17</sub> H <sub>17</sub> <sup>35</sup> ClF <sub>3</sub> N <sub>5</sub> O
127	2-(3-Chlorophenylamino)-4-trifluoromethylpyrimidine-5-carboxylic acid (2-methoxy-ethyl)-amide		A	3.23 375 C <sub>15</sub> H <sub>14</sub> <sup>35</sup> ClF <sub>3</sub> N <sub>4</sub> O <sub>2</sub>

128	2-(3-Chlorophenylamino)-4-trifluoromethylpyrimidine-5-carboxylic acid (2-dimethylamino-ethyl)-amide		A	2.51 388 C <sub>16</sub> H <sub>17</sub> <sup>35</sup> ClF <sub>3</sub> N <sub>5</sub> O
129	2-(3-chlorophenylamino)-4-trifluoromethylpyrimidine-5-carboxylic acid [R-1-(tetrahydrofuran-2-yl)methyl]-amide		A	3.25 401 C <sub>17</sub> H <sub>16</sub> <sup>35</sup> ClF <sub>3</sub> N <sub>4</sub> O <sub>2</sub>
130	2-(Phenylamino)-4-trifluoromethylpyrimidine-5-carboxylic acid (tetrahydro-pyran-4-ylmethyl)-amide		A	3.01 381 C <sub>18</sub> H <sub>19</sub> F <sub>3</sub> N <sub>4</sub> O <sub>2</sub>
31	2-(2,3-Dichlorophenylamino)-4-trifluoromethylpyrimidine-5-carboxylic acid cyclohexylamide		C Sol 2	3.74 433 C <sub>18</sub> H <sub>17</sub> <sup>35</sup> Cl <sub>2</sub> F <sub>3</sub> N <sub>4</sub> O
132	2-(3-Fluorophenylamino)-4-trifluoromethylpyrimidine-5-carboxylic acid cyclohexylamide		A	3.56 383 C <sub>18</sub> H <sub>18</sub> F <sub>4</sub> N <sub>4</sub> O

133	2-(3-Bromophenylamino)-4-trifluoromethylpyrimidine-5-carboxylic acid cyclohexylamide		A	3.74 445 C <sub>18</sub> H <sub>18</sub> <sup>81</sup> Br F <sub>3</sub> N <sub>4</sub> O
134	2-(3-Fluorophenylamino)-4-trifluoromethylpyrimidine-5-carboxylic acid (tetrahydropyran-4-yl)-amide		A	3.06 385 C <sub>17</sub> H <sub>16</sub> F <sub>4</sub> N <sub>4</sub> O <sub>2</sub>
135	2-(3-Bromophenylamino)-4-trifluoromethylpyrimidine-5-carboxylic acid (tetrahydropyran-4-yl)-amide		A	3.26 447 C <sub>17</sub> H <sub>16</sub> <sup>81</sup> Br F <sub>3</sub> N <sub>4</sub> O <sub>2</sub>
36	2-(2,4-Dichlorophenylamino)-4-trifluoromethylpyrimidine-5-carboxylic acid (tetrahydropyran-4-yl)-amide		A	3.33 435 C <sub>17</sub> H <sub>15</sub> <sup>35</sup> Cl <sub>2</sub> F <sub>3</sub> N <sub>4</sub> O <sub>2</sub>
137	2-(2,4-Dichlorophenylamino)-4-trifluoromethylpyrimidine-5-carboxylic acid cyclohexylamide		A	3.79 433 C <sub>18</sub> H <sub>17</sub> <sup>35</sup> Cl <sub>2</sub> F <sub>3</sub> N <sub>4</sub> O

138	2-(3,4-Dichlorophenylamino)-4-trifluoromethylpyrimidine-5-carboxylic acid cyclohexylamide		A	3.90 433 C <sub>18</sub> H <sub>17</sub> <sup>35</sup> Cl <sub>2</sub> F <sub>3</sub> N <sub>4</sub> O
139	2-(2,3-Dichlorophenylamino)-4-trifluoromethylpyrimidine-5-carboxylic acid (tetrahydropyran-4-yl)-amide		A	3.26 435 C <sub>17</sub> H <sub>15</sub> <sup>35</sup> Cl <sub>2</sub> F <sub>3</sub> N <sub>4</sub> O <sub>2</sub>
140	2-(3-Fluorophenylamino)-4-trifluoromethylpyrimidine-5-carboxylic acid (tetrahydro-thiopyran-4-yl)-amide		C Sol 2	3.37 401 C <sub>17</sub> H <sub>16</sub> F <sub>4</sub> N <sub>4</sub> O S
41	2-(3-Chlorophenylamino)-4-trifluoromethylpyrimidine-5-carboxylic acid (tetrahydro-thiopyran-4-yl)-amide		C Sol 2	3.51 417 C <sub>17</sub> H <sub>16</sub> <sup>35</sup> ClF <sub>3</sub> N <sub>4</sub> O S
142	2-(3-Bromophenylamino)-4-trifluoromethylpyrimidine-5-carboxylic acid (tetrahydro-thiopyran-4-yl)-amide		C Sol 2	3.55 463 C <sub>17</sub> H <sub>16</sub> <sup>81</sup> BrF <sub>3</sub> N <sub>4</sub> O S

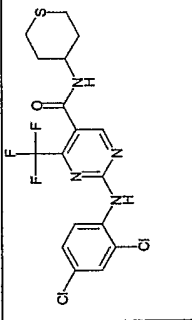
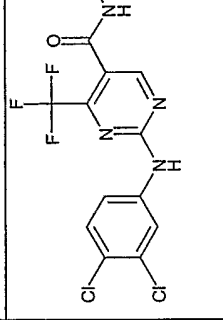
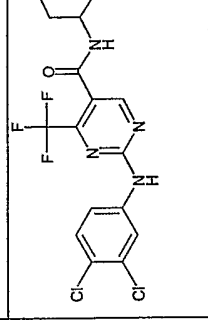
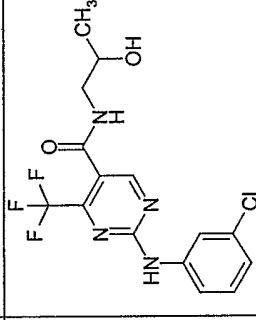
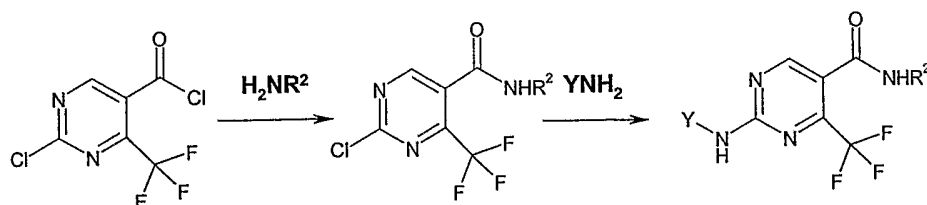
143	<p>2-(2,4-Dichlorophenylamino)-4-trifluoromethylpyrimidine-5-carboxylic acid (tetrahydro-thiopyran-4-yl)-amide</p>		<p>C Sol 2</p>	<p>3.61 451 C<sub>17</sub>H<sub>15</sub><sup>35</sup>Cl<sub>2</sub>F<sub>3</sub>N<sub>4</sub>O S</p>
144	<p>2-(3,4-Dichlorophenylamino)-4-trifluoromethylpyrimidine-5-carboxylic acid (tetrahydro-thiopyran-4-yl)-amide</p>		<p>C Sol 2</p>	<p>3.72 451 C<sub>17</sub>H<sub>15</sub><sup>35</sup>Cl<sub>2</sub>F<sub>3</sub>N<sub>4</sub>OS</p>
145	<p>2-(3,4-Dichlorophenylamino)-4-trifluoromethylpyrimidine-5-carboxylic acid (1,1-dioxo-hexahydro-1<sup>6</sup>-thiopyran-4-yl)-amide</p>		<p>C Sol 3</p>	<p>3.32 483 C<sub>17</sub>H<sub>15</sub><sup>35</sup>Cl<sub>2</sub>F<sub>3</sub>N<sub>4</sub>O<sub>3</sub> S</p>
260	<p>3-Chlorophenylamino-4-trifluoromethyl-pyrimidine-5-carboxylic acid 2-(hydroxypropyl)amide</p>		<p>A</p>	<p>3.09 375 C<sub>15</sub>H<sub>14</sub><sup>35</sup>ClF<sub>3</sub>N<sub>4</sub>O<sub>2</sub></p>

Table 6



5 Preparation Method A: refers to the procedure give in part (b) of Example 166.

Preparation Method B: Exemplified by Example 154: A mixture of 2-chloro-4-trifluoromethyl-pyrimidin-5-carboxylic acid (tetrahydropyran-4-ylmethyl)-amide (50 mg), 3,5-dicyanoaniline (69mg), and acetonitrile ( 0.5ml) was irradiated in a microwave apparatus (the model used was the 'Creator', supplied by 'Personal Chemistry', operating at 300 Watts), at 180°C for 60 min. The  
10 temperature, duration of irradiation, and number of equivalents of the substituted-aniline used are given after the method in the table.

Preparation Method C: exemplified by Example 162: A mixture of 2-chloro-4-trifluoromethyl-pyrimidin-5-carboxylic acid (tetrahydropyran-4-ylmethyl)-amide (80 mg) and 4-fluoro-2-(trifluoromethyl)aniline (111mg) was irradiated in microwave apparatus (the model used was the  
15 'Creator', supplied by 'Personal Chemistry', operating at 300 Watts), at 190°C for 45 min.

Purification was carried out as detailed in the table to give the product.

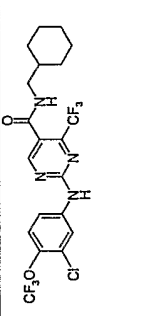
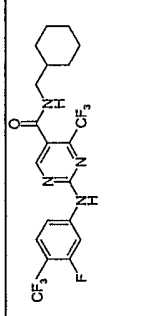
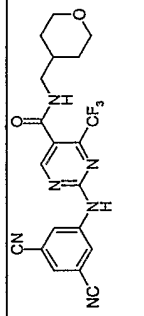
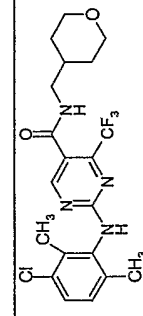
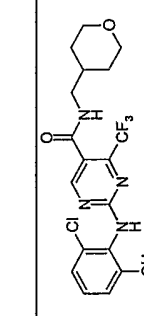
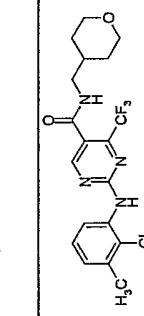
Purification Method A: refers to the procedure give in part (b) of Example 166.

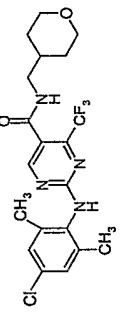
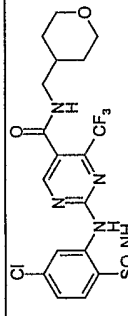
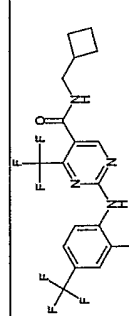
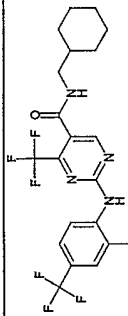
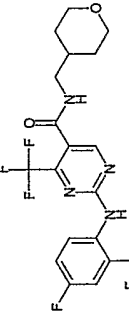
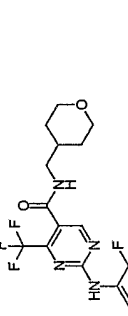
20 Purification Method B: mass directed autopurification using the procedures detailed at the beginning of the experimental.

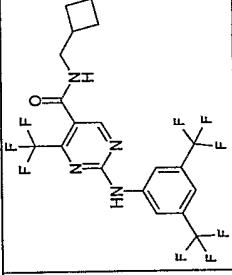
Purification Method C: The reaction was worked up as for part (b) of Example 166, and the crude product further purified by Biotage chromatography over Merck 9385 silica gel, eluting with isohexane/ethyl acetate (7:3).

Table 6

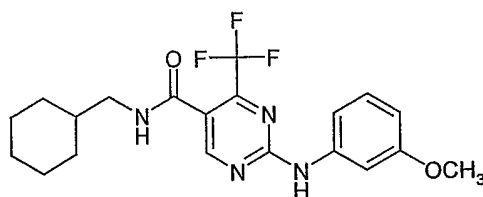
Ex.	Compound Name	Structure	Preparation Method	Purification method	LCMS 1 Retention time (min) 2 MH <sup>+</sup> 3 Consistent Formula
146	2-(3-Methoxy-5-trifluoromethyl-phenylamino)-4-trifluoromethyl-pyrimidine-5-carboxylic acid cyclohexylmethyl-amide		A	B	3.91 477 C <sub>21</sub> H <sub>22</sub> F <sub>6</sub> N <sub>4</sub> O <sub>2</sub>
147	2-(4-Chloro-3-methyl-phenylamino)-4-trifluoromethyl-pyrimidine-5-carboxylic acid cyclohexylmethyl-amide		A	B	3.96 427 C <sub>20</sub> H <sub>22</sub> <sup>35</sup> ClF <sub>3</sub> N <sub>4</sub> O
148	2-(3-Chloro-4-methyl-phenylamino)-4-trifluoromethyl-pyrimidine-5-carboxylic acid N-cyclohexylmethyl-amide		A	B	3.92 427 C <sub>20</sub> H <sub>22</sub> <sup>35</sup> ClF <sub>3</sub> N <sub>4</sub> O
149	2-(4-Chloro-3-cyano-phenylamino)-4-trifluoromethyl-pyrimidine-5-carboxylic acid cyclohexylmethyl-amide		A	B	3.76 438 C <sub>20</sub> H <sub>19</sub> <sup>35</sup> ClF <sub>3</sub> N <sub>5</sub> O
150	2-(2-Chloro-5-methyl-phenylamino)-4-trifluoromethyl-pyrimidine-5-carboxylic acid cyclohexylmethyl-amide		A	B	3.82 427 C <sub>20</sub> H <sub>22</sub> <sup>35</sup> ClF <sub>3</sub> N <sub>4</sub> O
151	2-(3-Chloro-2,6-dimethyl-phenylamino)-4-trifluoromethyl-pyrimidine-5-carboxylic acid cyclohexylmethyl-amide		A	B	3.76 441 C <sub>21</sub> H <sub>24</sub> <sup>35</sup> ClF <sub>3</sub> N <sub>4</sub> O

152	2-(3-Chloro-4-tri-fluoromethoxyphenyl-amino)-4-trifluoromethyl-pyrimidine-5-carboxylic acid cyclohexylmethyl-amide		A	A	4.00 497 C <sub>20</sub> H <sub>19</sub> <sup>35</sup> ClF <sub>6</sub> N <sub>4</sub> O <sub>2</sub>
153	2-(3-Fluoro-4-tri-fluoromethylphenyl-amino)-4-trifluoromethyl-pyrimidine-5-carboxylic acid cyclohexylmethyl-amide		A	A	3.89 465 C <sub>20</sub> H <sub>19</sub> F <sub>7</sub> N <sub>4</sub> O
154	2-(3,5-Dicyano-phenylamino)-4-trifluoromethyl-pyrimidine-5-carboxylic acid (tetrahydropyran-4-ylmethyl)-amide		B (180°, 60 mins, 3 equiv)	B	3.01 431 C <sub>20</sub> H <sub>17</sub> F <sub>3</sub> N <sub>6</sub> O <sub>2</sub>
155	2-(3-Chloro-2,6-di-methylphenylamino)-4-trifluoromethyl-pyrimidine-5-carboxylic acid (tetrahydro-pyran-4-ylmethyl)-amide		A	B	3.22 443 C <sub>20</sub> H <sub>22</sub> <sup>35</sup> ClF <sub>3</sub> N <sub>4</sub> O <sub>2</sub>
156	2-(2-Chloro-6-methyl-phenylamino)-4-trifluoromethyl-pyrimidine-5-carboxylic acid (tetrahydropyran-4-ylmethyl)-amide		B (180°, 60 mins, 5 equiv)	B	3.05 429 C <sub>19</sub> H <sub>20</sub> <sup>35</sup> ClF <sub>3</sub> N <sub>4</sub> O <sub>2</sub>
157	2-(2-Chloro-3-methyl-phenylamino)-4-trifluoromethyl-pyrimidine-5-carboxylic acid (tetrahydropyran-4-ylmethyl)-amide		A	B	3.27 429 C <sub>19</sub> H <sub>20</sub> <sup>35</sup> ClF <sub>3</sub> N <sub>4</sub> O <sub>2</sub>

158	2-(4-Chloro-2,6-dimethylphenylamino)-4-trifluoromethyl-pyrimidine-5-carboxylic acid (tetrahydropyran-4-ylmethyl)-amide		A	B	3.26 443 C <sub>20</sub> H <sub>22</sub> <sup>35</sup> ClF <sub>3</sub> N <sub>4</sub> O <sub>2</sub>
159	2-(5-Chloro-2-sulfamoylphenylamino)-4-trifluoromethyl-pyrimidine-5-carboxylic acid (tetrahydropyran-4-ylmethyl)-amide		B (180°, 60 mins, 5 equiv)	B	3.08 494 C <sub>18</sub> H <sub>19</sub> <sup>35</sup> ClF <sub>3</sub> N <sub>5</sub> O <sub>4</sub> S
160	2-(2-Fluoro-4-trifluoromethylphenylamino)-4-trifluoromethyl-pyrimidine-5-carboxylic acid cyclohexylmethyl-amide		A	A	3.67 437 C <sub>18</sub> H <sub>15</sub> F <sub>7</sub> N <sub>4</sub> O
161	2-(2-Chloro-4-trifluoromethylphenylamino)-4-trifluoromethyl-pyrimidine-5-carboxylic acid cyclohexylmethyl-amide		A	B	3.97 481 C <sub>20</sub> H <sub>19</sub> <sup>35</sup> ClF <sub>6</sub> N <sub>4</sub> O
162	2-(2-Trifluoromethyl-4-fluorophenylamino)-4-trifluoromethyl-pyrimidine-5-carboxylic acid (tetrahydro-pyran-4-ylmethyl)amide		C	B	3.16 467 C <sub>19</sub> H <sub>17</sub> N <sub>4</sub> O <sub>2</sub> F <sub>7</sub>
261	2-(2-Fluoro-4-trifluoromethylphenylamino)-4-trifluoromethyl-pyrimidine-5-carboxylic acid (tetrahydropyran-4-ylmethyl)-amide		B 180°, 2x42min, 5 equivalents	B	3.37 467 C <sub>19</sub> H <sub>17</sub> F <sub>7</sub> N <sub>4</sub> O <sub>2</sub>

262	<p>2-(3,5-Bistrifluoromethylphenylamino)-4-trifluoromethyl-pyrimidine-5-carboxylic acid cyclobutylmethyl-amide</p>		<p><b>B</b> 180°, 30 min, 5 equivalents</p>	<p><b>B</b></p>	<p>Molecular ion observed [M-H]<sup>-</sup> 485 consistent with molecular formula C<sub>19</sub>H<sub>15</sub>F<sub>9</sub>N<sub>4</sub>O</p>
-----	--	--	---	-----------------	---

Example 163 2-(3-Methoxyphenylamino)-4-trifluoromethyl-pyrimidine-5-carboxylic acid cyclohexylmethyl-amide

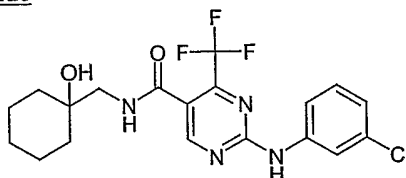


5 In a manner similar to Reference Example 1(c) 2-(3-methoxyphenylamino)-4-trifluoromethylpyrimidine-5-carboxylic acid (32 mg) and cyclohexanemethanamine (16  $\mu$ l, ex Lancaster) afforded the title compound (28 mg).

NMR (DMSO- $d_6$ )  $\delta$  0.85-1.0 (2H, m), 1.1-1.25 (3H, m), 1.5 (1H, m), 1.55-1.75 (5H, m), 3.06 (2H, t), 3.74 (3H, s), 6.63 (1H, d), 7.2-7.3 (2H, m), 7.54 (1H, s), 8.57 (1H, t), 8.74 (1H, s), 10.35 (1H, s).

10 LC/MS,  $t = 3.57$  min, Molecular ion observed  $[MH^+] = 409$  consistent with the molecular formula  $C_{20}H_{23}F_3N_4O_2$ .

Example 164: 2-(3-Chlorophenylamino)-4-trifluoromethyl-pyrimidine-5-carboxylic acid (1-hydroxycyclohexylmethyl)-amide

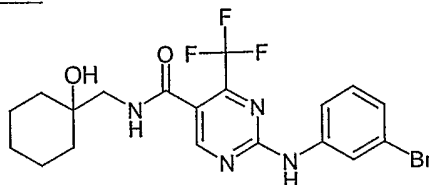


In a manner similar to Reference Example 1(c) 2-(3-chlorophenylamino)-4-trifluoromethylpyrimidine-5-carboxylic acid (32 mg) and 1-aminomethyl-1-cyclohexanol hydrochloride (20 mg, ex Aldrich) afforded the title compound (29 mg).

20 NMR (DMSO- $d_6$ )  $\delta$  1.3 (1H, m), 1.4-1.5 (7H, m), 1.6 (2H, m), 3.28 (2H, d), 4.34 (1H, s), 7.16 (1H, d), 7.43 (1H, t), 7.73 (1H, d), 8.04 (1H, t), 8.51 (1H, t), 8.91 (1H, s), 10.65 (1H, s).

LC/MS,  $t = 3.39$  min, Molecular ion observed  $[M-H]^- = 427$  consistent with the molecular formula  $C_{19}H_{20}^{35}ClF_3N_4O_2$ .

Example 165: 2-(3-Bromophenylamino)-4-trifluoromethyl-pyrimidine-5-carboxylic acid (1-hydroxycyclohexylmethyl)-amide



In a manner similar to Reference Example 1(c) 2-(3-bromophenylamino)-4-trifluoromethylpyrimidine-5-carboxylic acid (36.5 mg) and 1-aminomethyl-1-cyclohexanol hydrochloride (20 mg, ex Aldrich) afforded the title compound (28 mg).

30 NMR (DMSO- $d_6$ )  $\delta$  1.25 (1H, m), 1.35-1.45 (7H, m), 1.6 (2H, m), 3.23 (2H, d), 4.28 (1H, s), 7.23 (1H, d), 7.31 (1H, t), 7.71 (1H, d), 8.12 (1H, s), 8.45 (1H, t), 8.85 (1H, s), 10.55 (1H, s).

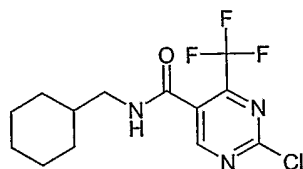
LC/MS,  $t = 3.43$  min, Molecular ion observed  $[M-H]^- = 471$  consistent with the molecular formula  $C_{19}H_{20}^{79}BrF_3N_4O_2$ .

5 Example 166: 2-(3-Chloro-4-fluorophenylamino)-4-trifluoromethyl-pyrimidine-5-carboxylic acid cyclohexylmethyl-amide

(a). To a solution of 2-chloro-4-trifluoromethyl-pyrimidin-5-carboxyl chloride (750 mg, ex Maybridge) in dichloromethane (15 ml) at  $-40^\circ$  was added dropwise over 30 minutes a solution of cyclohexanemethanamine (0.35 ml, ex Lancaster) and triethylamine (0.41 ml) in dichloromethane  
10 (15 ml). Dichloromethane was removed under reduced pressure and ethyl acetate (20 ml) added. The solution was washed sequentially with water, 5% sodium bicarbonate solution and water, dried ( $MgSO_4$ ), evaporated and triturated with ether:hexane to afford 2-chloro-4-trifluoromethyl-pyrimidine-5-carboxylic acid cyclohexylmethyl-amide (666 mg).

NMR (DMSO- $d_6$ )  $\delta$  0.85-1.0 (2H, m), 1.1-1.25 (3H, m), 1.5 (1H, m), 1.55-1.75 (5H, m), 3.12  
15 (2H, t), 8.75 (1H, t), 9.18 (1H, s).

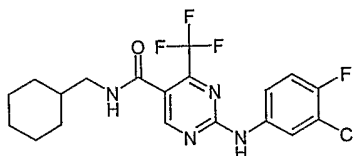
LC/MS,  $t = 3.31$  min, Molecular ion observed  $[MH^+] = 322$  consistent with the molecular formula  $C_{13}H_{15}^{35}ClF_3N_3O$ .



(b). To a solution of 2-chloro-4-trifluoromethyl-pyrimidine-5-carboxylic acid cyclohexylmethyl-amide (100 mg) in 1,4-dioxan (1 ml) was added 3-chloro-4-fluoroaniline (228 mg, ex Lancaster) and the solution stirred at reflux for 4 hours. Dioxan was removed under reduced pressure and ethyl acetate (5 ml) added. The solution was washed sequentially with 2N hydrochloric acid (2 x 3 ml) and water (3 x 3 ml), dried ( $MgSO_4$ ), evaporated and triturated with isohexane to afford the  
25 title compound (107 mg).

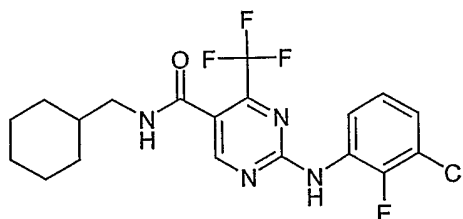
NMR (DMSO- $d_6$ )  $\delta$  0.85-1.0 (2H, m), 1.1-1.25 (3H, m), 1.45 (1H, m), 1.6-1.75 (5H, m), 3.06 (2H, t), 7.25 (1H, t), 7.43 (1H, t), 7.56 (1H, t), 8.56 (1H, t), 8.69 (1H, s), 10.20 (1H, s).

LC/MS,  $t = 3.81$  min, Molecular ion observed  $[MH^+] = 431$  consistent with the molecular formula  $C_{19}H_{19}^{35}ClF_4N_4O$ .



30

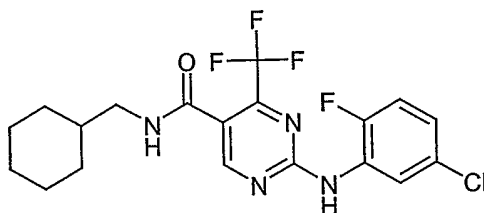
Example 167: 2-(3-Chloro-2-fluorophenylamino)-4-trifluoromethyl-pyrimidine-5-carboxylic acid cyclohexylmethyl-amide



In a manner similar to Example 166(b), 2-chloro-4-trifluoromethyl-pyrimidine-5-carboxylic acid cyclohexylmethyl-amide (100 mg) and 3-chloro-2-fluoroaniline (230 mg, ex Acros) afforded the title compound (101 mg).

- 5 NMR (DMSO-d<sub>6</sub>) δ 0.85-1.0 (2H, m), 1.1-1.25 (3H, m), 1.5 (1H, m), 1.6-1.8 (5H, m), 3.08 (2H, t), 7.43 (1H, t), 7.67 (1H, m), 8.07 (1H, d), 8.58 (1H, t), 8.80 (1H, s), 10.60 (1H, s).  
LC/MS, t = 3.71 min, Molecular ion observed [MH<sup>+</sup>] = 431 consistent with the molecular formula C<sub>19</sub>H<sub>19</sub><sup>35</sup>ClF<sub>4</sub>N<sub>4</sub>O.

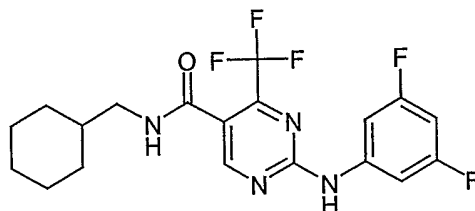
10 Example 168: 2-(5-Chloro-2-fluorophenylamino)-4-trifluoromethyl-pyrimidine-5-carboxylic acid cyclohexylmethyl-amide



In a manner similar to Example 166(b), 2-chloro-4-trifluoromethyl-pyrimidine-5-carboxylic acid cyclohexylmethyl-amide (100 mg) and 5-chloro-2-fluoroaniline (230 mg, ex Avocado) afforded the title compound (116 mg).

- 15 NMR (DMSO-d<sub>6</sub>) δ 0.85-1.0 (2H, m), 1.1-1.25 (3H, m), 1.5 (1H, m), 1.6-1.75 (5H, m), 3.07 (2H, t), 7.29 (1H, m), 7.36 (1H, t), 7.77 (1H, d of d), 8.57 (1H, t), 8.72 (1H, s), 10.15 (1H, s).  
LC/MS, t = 3.73 min, Molecular ion observed [MH<sup>+</sup>] = 431 consistent with the molecular formula C<sub>19</sub>H<sub>19</sub><sup>35</sup>ClF<sub>4</sub>N<sub>4</sub>O.

20 Example 169: 2-(3,5-Difluorophenylamino)-4-trifluoromethyl-pyrimidin-5-carboxylic acid cyclohexylmethyl-amide

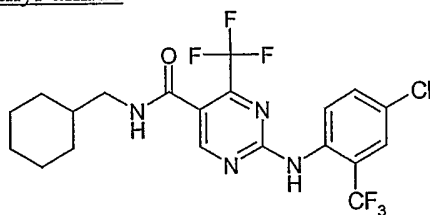


In a manner similar to Example 166(b) 2-chloro-4-trifluoromethyl-pyrimidine-5-carboxylic acid cyclohexylmethyl-amide (100 mg) and 3,5-difluoroaniline (200 mg, ex Lancaster) afforded the

- 25 title compound (110 mg).  
NMR (DMSO-d<sub>6</sub>) δ 0.85-1.0 (2H, m), 1.1-1.25 (3H, m), 1.5 (1H, m), 1.6-1.75 (5H, m), 3.09 (2H, t), 6.89 (1H, t), 7.54 (2H, d), 8.60 (1H, t), 8.85 (1H, s), 10.80 (1H, s).  
LC/MS, t = 3.74 min, Molecular ion observed [MH<sup>+</sup>] = 415 consistent with the molecular formula C<sub>19</sub>H<sub>19</sub>F<sub>5</sub>N<sub>4</sub>O.

30

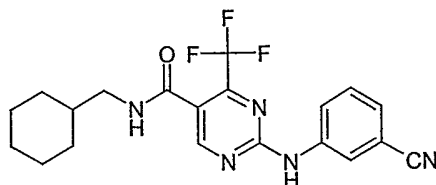
Example 170: 2-(4-Chloro-2-trifluoromethylphenylamino)-4-trifluoromethyl-pyrimidine-5-carboxylic acid cyclohexylmethyl-amide



In a manner similar to Example 166(b) 2-chloro-4-trifluoromethyl-pyrimidine-5-carboxylic acid cyclohexylmethyl-amide (80 mg) and 4-chloro-2-trifluoromethylaniline (107 mg, ex Lancaster) afforded, after purification by mass-directed autopreparation technique, the title compound (6 mg).

NMR (DMSO-d<sub>6</sub>) δ 0.85-1.0 (2H, m), 1.1-1.25 (3H, m), 1.5 (1H, m), 1.55-1.75 (5H, m), 3.06 (2H, t), 7.76 (1H, d), 7.88 (1H, d), 7.97 (1H, s), 8.56 (1H, t), 8.70 (1H, s), 10.15 (1H, s).  
 LC/MS, t = 3.97 min, Molecular ion observed [MH<sup>+</sup>] = 481 consistent with the molecular formula C<sub>20</sub>H<sub>19</sub><sup>35</sup>ClF<sub>6</sub>N<sub>4</sub>O.

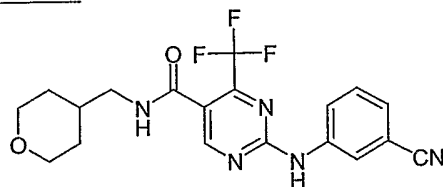
Example 171: 2-(3-Cyanophenylamino)-4-trifluoromethyl-pyrimidine-5-carboxylic acid cyclohexylmethyl-amide



To a solution of 2-chloro-4-trifluoromethyl-pyrimidine-5-carboxylic acid cyclohexylmethyl-amide (50 mg) in acetonitrile (0.5 ml) was added 3-aminobenzonitrile (92 mg, ex Aldrich) and the solution heated at 200°C under microwave conditions for 45 minutes. Acetonitrile was removed under reduced pressure and ethyl acetate (5 ml) added. The solution was washed sequentially with 2N hydrochloric acid (2 x 3 ml) and water (3 x 3 ml), dried (MgSO<sub>4</sub>), evaporated and the residue purified using silica gel chromatography with 1:1 ethyl acetate:isohexane to afford the title compound (37 mg).

NMR (DMSO-d<sub>6</sub>) δ 0.85-1.0 (2H, m), 1.1-1.25 (3H, m), 1.5 (1H, m), 1.6-1.8 (5H, m), 3.08 (2H, t), 7.50 (1H, d), 7.57 (1H, t), 8.00 (1H, d), 8.25 (1H, s), 8.59 (1H, t), 8.83 (1H, s), 10.75 (1H, s).  
 LC/MS, t = 3.51 min, Molecular ion observed [MH<sup>+</sup>] = 404 consistent with the molecular formula C<sub>20</sub>H<sub>20</sub>F<sub>3</sub>N<sub>5</sub>O.

Example 172: 2-(3-Cyanophenylamino)-4-trifluoromethyl-pyrimidine-5-carboxylic acid (tetrahydropyran-4-ylmethyl)-amide



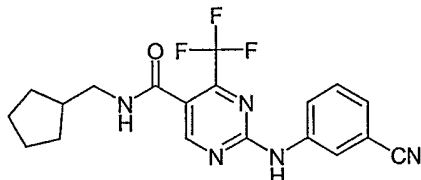
In a manner similar to Reference Example 1(c) 2-(3-cyanophenylamino)-4-trifluoromethylpyrimidine-5-carboxylic acid (32 mg) and 4-aminomethyltetrahydropyran (14 mg, ex Combi Blocks) afforded the title compound (26 mg).

NMR (DMSO-d<sub>6</sub>) δ 1.15-1.25 (2H, m), 1.62 (2H, d), 1.74 (1H, m), 3.14 (2H, t), 3.27 (2H, t), 3.86 (2H, d of d), 7.50 (1H, d), 7.57 (1H, t), 8.00 (1H, d), 8.26 (1H, s), 8.65 (1H, t), 8.85 (1H, s), 10.70 (1H, s).

LC/MS, t = 2.94 min, Molecular ion observed [MH<sup>+</sup>] = 406 consistent with the molecular

5 formula C<sub>19</sub>H<sub>18</sub>F<sub>3</sub>N<sub>5</sub>O<sub>2</sub>.

Example 173: 2-(3-Cyanophenylamino)-4-trifluoromethyl-pyrimidine-5-carboxylic acid cyclopentylmethyl-amide



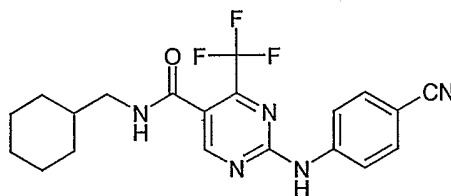
10 In a manner similar to Reference Example 1(c) 2-(3-cyanophenylamino)-4-trifluoromethylpyrimidine-5-carboxylic acid (32 mg) and cyclopentanemethanamine hydrochloride (17 mg) afforded the title compound (16 mg).

NMR (DMSO-d<sub>6</sub>) δ 1.20-1.30 (2H, m), 1.45-1.6 (4H, m), 1.65-1.75 (2H, m), 2.08 (1H, quintuplet), 3.19 (2H, t), 7.50 (1H, d), 7.57 (1H, t), 8.00 (1H, d), 8.25 (1H, s), 8.63 (1H, t), 8.82 (1H, s), 10.70 (1H, s).

15 LC/MS, t = 3.42 min, Molecular ion observed [MH<sup>+</sup>] = 390 consistent with the molecular formula C<sub>19</sub>H<sub>18</sub>F<sub>3</sub>N<sub>5</sub>O.

Example 174: 2-(4-Cyanophenylamino)-4-trifluoromethyl-pyrimidine-5-carboxylic acid cyclohexylmethyl-amide

20

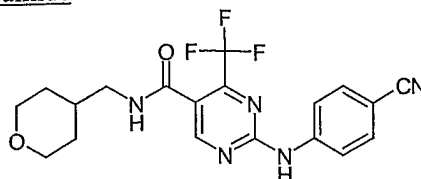


In a manner similar to Reference Example 1(c) 2-(4-cyanophenylamino)-4-trifluoromethylpyrimidine-5-carboxylic acid (32 mg) and cyclohexanemethanamine (16 μl, ex Lancaster) afforded the title compound (18 mg).

25 NMR (DMSO-d<sub>6</sub>) δ 0.85-1.0 (2H, m), 1.1-1.25 (3H, m), 1.5 (1H, m), 1.6-1.8 (5H, m), 3.08 (2H, t), 7.81 (2H, d), 7.97 (2H, d), 8.61 (1H, t), 8.85 (1H, s), 10.90 (1H, s).

LC/MS, t = 3.51 min, Molecular ion observed [MH<sup>+</sup>] = 404 consistent with the molecular formula C<sub>20</sub>H<sub>20</sub>F<sub>3</sub>N<sub>5</sub>O.

30 Example 175: 2-(4-Cyanophenylamino)-4-trifluoromethyl-pyrimidine-5-carboxylic acid (tetrahydropyran-4-ylmethyl)-amide

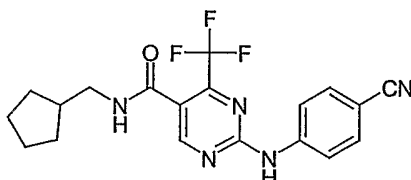


In a manner similar to Reference Example 1(c) 2-(4-cyanophenylamino)-4-trifluoromethylpyrimidine-5-carboxylic acid (32 mg) and 4-aminomethyltetrahydropyran (14 mg, ex Combi Blocks) afforded the title compound (6 mg).

5 NMR (DMSO-d<sub>6</sub>) δ 1.15-1.25 (2H, m), 1.60 (2H, d), 1.75 (1H, m), 3.14 (2H, t), 3.27 (2H, t), 3.86 (2H, d), 7.82 (2H, d), 7.97 (2H, d), 8.67 (1H, t), 8.87 (1H, s), 10.85 (1H, s).

LC/MS, t = 2.92 min, Molecular ion observed [MH<sup>+</sup>] = 406 consistent with the molecular formula C<sub>19</sub>H<sub>18</sub>F<sub>3</sub>N<sub>5</sub>O<sub>2</sub>.

10 Example 176: 2-(4-Cyanophenylamino)-4-trifluoromethyl-pyrimidine-5-carboxylic acid cyclopentylmethyl-amide



In a manner similar to Reference Example 1(c) 2-(4-cyanophenylamino)-4-trifluoromethylpyrimidine-5-carboxylic acid (32 mg) and cyclopentanemethanamine hydrochloride (17 mg) afforded the title compound (22.5 mg).

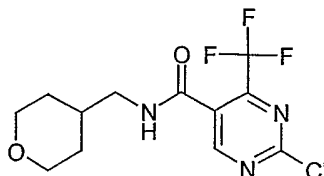
15 NMR (DMSO-d<sub>6</sub>) δ 1.15-1.30 (2H, m), 1.45-1.65 (4H, m), 1.65-1.75 (2H, m), 2.08 (1H, quintuplet), 3.17 (2H, t), 7.82 (2H, d), 7.97 (2H, d), 8.64 (1H, t), 8.84 (1H, s), 10.90 (1H, s).  
LC/MS, t = 3.40 min, Molecular ion observed [MH<sup>+</sup>] = 390 consistent with the molecular formula C<sub>19</sub>H<sub>18</sub>F<sub>3</sub>N<sub>5</sub>O.

20 Example 177: 2-(3-Methoxy-5-(trifluoromethyl)phenylamino)-4-trifluoromethyl-pyrimidine-5-carboxylic acid (tetrahydropyran-4-ylmethyl)-amide

(a). To a solution of 2-chloro-4-trifluoromethyl-pyrimidin-5-carbonyl chloride (1.5 g) in dichloromethane (20 ml) at -2° was added a dropwise a solution of 4-aminomethyltetrahydropyran (0.70 g, ex Combi Blocks) and triethylamine (1.05 ml) in dichloromethane (10 ml) and the solution stirred at 0° for 1 hour. Dichloromethane was removed under reduced pressure and ethyl acetate (30 ml) added. The solution was washed with 2N hydrochloric acid (3 x 20 ml), dried (MgSO<sub>4</sub>), evaporated and the residue purified using silica gel chromatography with 1:1 ethyl acetate:isohexane to afford 2-chloro-4-trifluoromethyl-pyrimidin-5-carboxylic acid (tetrahydropyran-4-yl-methyl)-amide (1.20 g).

30 NMR (DMSO-d<sub>6</sub>) δ 1.15-1.3 (2H, m), 1.61 (2H, d), 1.74 (1H, m), 3.17 (2H, t), 3.25 (2H, t), 3.86 (2H, d of d), 8.81 (1H, t), 9.20 (1H, s).

LC/MS, t = 2.54 min, Molecular ion observed [MH<sup>+</sup>] = 324 consistent with the molecular formula C<sub>12</sub>H<sub>13</sub><sup>35</sup>ClF<sub>3</sub>N<sub>3</sub>O<sub>2</sub>.

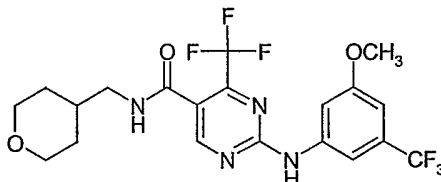


35

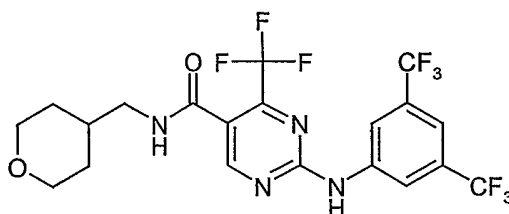
(b). In a manner similar to Example 166(b), 2-chloro-4-trifluoromethyl-pyrimidin-5-carboxylic acid (tetrahydropyran-4-ylmethyl)-amide (50 mg) and 3-methoxy-5-(trifluoromethyl)aniline (148 mg, ex Aldrich) afforded after stirring at reflux for 24 hours the title compound (51 mg).

5 NMR (DMSO-d<sub>6</sub>) δ 1.15-1.3 (2H, m), 1.62 (2H, d), 1.74 (1H, m), 3.13 (2H, t), 3.27 (2H, t), 3.83 (3H, s), 3.86 (2H, d), 6.92 (1H, s), 7.73 (1H, s), 7.80 (1H, s), 8.64 (1H, t), 8.85 (1H, s), 10.65 (1H, s).

LC/MS, t = 3.38 min, Molecular ion observed [MH<sup>+</sup>] = 479 consistent with the molecular formula C<sub>20</sub>H<sub>20</sub>F<sub>6</sub>N<sub>4</sub>O<sub>3</sub>.



10 Example 178: 2-(3,5-Bis-trifluoromethylphenylamino)-4-trifluoromethyl-pyrimidine-5-carboxylic acid (tetrahydropyran-4-ylmethyl)-amide

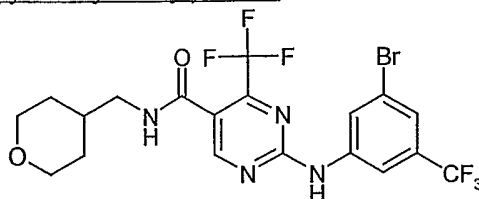


15 In a manner similar to Example 166(b) 2-chloro-4-trifluoromethyl-pyrimidin-5-carboxylic acid (tetrahydropyran-4-ylmethyl)-amide (50 mg) and 3,5-bis(trifluoromethyl)aniline (177 mg, ex Aldrich) afforded, after stirring at reflux for 80 hours and purification by mass-directed autopreparation technique, the title compound (24.5 mg).

NMR (DMSO-d<sub>6</sub>) δ 1.15-1.3 (2H, m), 1.62 (2H, d), 1.75 (1H, m), 3.14 (2H, t), 3.28 (2H, t), 3.86 (2H, d), 7.72 (1H, s), 8.49 (2H, s), 8.67 (1H, t), 8.93 (1H, s), 11.05 (1H, s).

20 LC/MS, t = 3.62 min, Molecular ion observed [MH<sup>+</sup>] = 517 consistent with the molecular formula C<sub>20</sub>H<sub>17</sub>F<sub>9</sub>N<sub>4</sub>O<sub>2</sub>.

Example 179: 2-(3-Bromo-5-(trifluoromethyl)phenylamino)-4-trifluoromethyl-pyrimidine-5-carboxylic acid (tetrahydropyran-4-ylmethyl)-amide

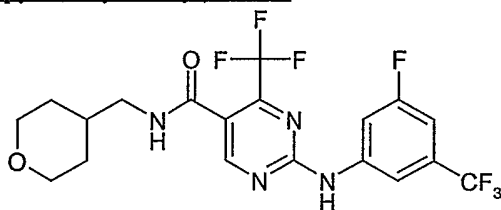


25 In a manner similar to Example 166(b) 2-chloro-4-trifluoromethyl-pyrimidin-5-carboxylic acid (tetrahydropyran-4-ylmethyl)-amide (50 mg) and 3-bromo-5-(trifluoro-methyl)aniline (185 mg, ex Avocado) afforded, after stirring at reflux for 80 hours and purification by mass-directed autopreparation technique, the title compound (28 mg).

30 NMR (DMSO-d<sub>6</sub>) δ 1.15-1.3 (2H, m), 1.62 (2H, d), 1.74 (1H, m), 3.14 (2H, t), 3.28 (2H, t), 3.86 (2H, d), 7.60 (1H, s), 8.24 (1H, s), 8.29 (1H, s), 8.66 (1H, t), 8.99 (1H, s), 10.90 (1H, s).

LC/MS,  $t = 3.63$  min, Molecular ion observed  $[M-H]^- = 527$  consistent with the molecular formula  $C_{19}H_{17}^{79}BrF_6N_4O_2$ .

5 Example 180: 2-(3-Fluoro-5-(trifluoromethyl)phenylamino)-4-trifluoromethyl-pyrimidine-5-carboxylic acid (tetrahydropyran-4-ylmethyl)-amide

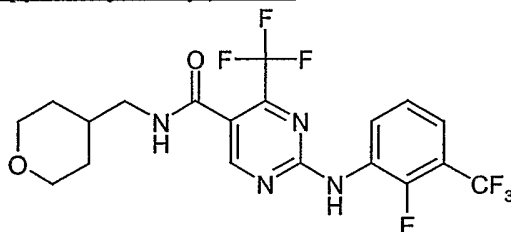


In a manner similar to Example 166(b) 2-chloro-4-trifluoromethyl-pyrimidin-5-carboxylic acid (tetrahydropyran-4-ylmethyl)-amide (50 mg) and 3-fluoro-5-(trifluoromethyl)aniline (138 mg, ex Fluorochem) afforded after stirring at reflux for 24 hours the title compound (44 mg).

10 NMR (DMSO- $d_6$ )  $\delta$  1.15-1.3 (2H, m), 1.62 (2H, d), 1.75 (1H, m), 3.14 (2H, t), 3.28 (2H, t), 3.86 (2H, d), 7.32 (1H, d), 7.96 (1H, d), 8.06 (1H, s), 8.67 (1H, t), 8.90 (1H, s), 10.90 (1H, s).

LC/MS,  $t = 3.45$  min, Molecular ion observed  $[MH^+] = 467$  consistent with the molecular formula  $C_{19}H_{17}F_7N_4O_2$ .

15 Example 181: 2-(2-Fluoro-3-(trifluoromethyl)phenylamino)-4-trifluoromethyl-pyrimidine-5-carboxylic acid (tetrahydropyran-4-ylmethyl)-amide

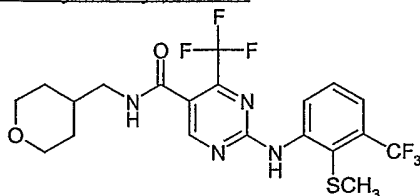


In a manner similar to Example 166(b) 2-chloro-4-trifluoromethyl-pyrimidin-5-carboxylic acid (tetrahydropyran-4-ylmethyl)-amide (50 mg) and 2-fluoro-3-(trifluoromethyl)aniline (138 mg, ex Aldrich) afforded, after stirring at reflux for 80 hours and purification by mass-directed autopreparation technique, the title compound (15 mg).

20 NMR (DMSO- $d_6$ )  $\delta$  1.1-1.25 (2H, m), 1.60 (2H, d), 1.73 (1H, m), 3.11 (2H, t), 3.26 (2H, t), 3.85 (2H, d), 7.43 (1H, t), 7.61 (1H, t), 7.92 (1H, s), 8.63 (1H, t), 8.72 (1H, s), 10.30 (1H, s).

LC/MS,  $t = 3.28$  min, Molecular ion observed  $[MH^+] = 467$  consistent with the molecular formula  $C_{19}H_{17}F_7N_4O_2$ .

25 Example 182: 2-(2-Methylthio-3-(trifluoromethyl)phenylamino)-4-trifluoromethyl-pyrimidine-5-carboxylic acid (tetrahydropyran-4-ylmethyl)-amide



30 2-Chloro-4-trifluoromethyl-pyrimidin-5-carboxylic acid (tetrahydropyran-4-ylmethyl)-amide (50 mg), 2-methylthio-3-(trifluoromethyl)aniline (125 mg, ex Maybridge) and acetonitrile (0.5ml) were heated at  $190^\circ$  under microwave irradiation for 30 minutes. The solvent was evaporated in

vacuo and the residue purified by mass-directed autopreparation technique, to give the title compound (11 mg).

NMR (DMSO-d<sub>6</sub>) δ 1.1-1.25 (2H, m), 1.60 (2H, d), 1.73 (1H, m), 2.24 (3H, s), 3.12 (2H, t), 3.26 (2H, t), 3.85 (2H, d), 7.65 (2H, d), 8.11 (1H, t), 8.64 (1H, t), 8.72 (1H, s), 9.81 (1H, s).

- 5 LC/MS, t = 3.53 min, Molecular ion observed [MH<sup>+</sup>] = 495 consistent with the molecular formula C<sub>20</sub>H<sub>20</sub>F<sub>6</sub>N<sub>4</sub>O<sub>2</sub>S.

Example 183: 2-(5-Chloro-2-methylphenylamino)-4-trifluoromethyl-pyrimidine-5-carboxylic acid (cyclopentylmethyl)-amide

10

(a). To a solution of 2-chloro-4-trifluoromethyl-pyrimidin-5-carbonyl chloride (1.0 g, ex Maybridge) in dichloromethane (7 ml) at -2° was added a dropwise a solution of cyclopentanemethanamine hydrochloride (0.55 g) and triethylamine (1.4 ml) in dichloromethane (13 ml) and the solution stirred at 0° for 1 hour. Dichloromethane was removed under reduced

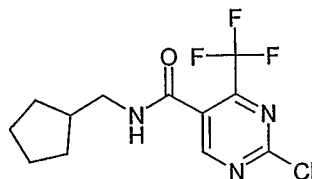
15

pressure and ethyl acetate (20 ml) added. The solution was washed with 2N hydrochloric acid (3 x 15 ml), dried (MgSO<sub>4</sub>), evaporated and triturated with isohexane to afford 2-chloro-4-trifluoromethyl-pyrimidin-5-carboxylic acid (cyclopentylmethyl)-amide (838 mg).

NMR (DMSO-d<sub>6</sub>) δ 1.1-1.3 (2H, m), 1.45-1.65 (4H, m), 1.65-1.8 (2H, m), 2.07 (1H, quintuplet), 3.20 (2H, t), 8.78 (1H, t), 9.17 (1H, s).

20

LC/MS, t = 3.22 min, Molecular ion observed [M-H]<sup>-</sup> = 306 consistent with the molecular formula C<sub>12</sub>H<sub>13</sub><sup>35</sup>ClF<sub>3</sub>N<sub>3</sub>O.



(b). In a manner similar to Example 166(b) 2-chloro-4-trifluoromethyl-pyrimidine-5-carboxylic acid cyclopentylmethylamide (47.5 mg) and 5-chloro-2-methylaniline (110 mg, ex Aldrich)

25

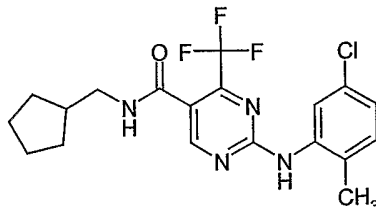
afforded after stirring at reflux for 30 hours the title compound (41 mg).

NMR (DMSO-d<sub>6</sub>) δ 1.15-1.3 (2H, m), 1.4-1.6 (4H, m), 1.65-1.75 (2H, m), 2.06 (1H, quintuplet), 2.20 (3H, s), 3.14 (2H, t), 7.19 (1H, d), 7.29 (1H, d), 7.48 (1H, s), 8.55 (1H, t), 8.63 (1H, s), 9.83 (1H, s).

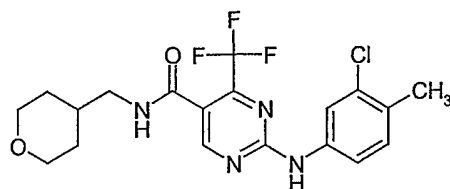
LC/MS, t = 3.68 min, Molecular ion observed [MH<sup>+</sup>] = 413 consistent with the molecular formula

30

C<sub>19</sub>H<sub>20</sub><sup>35</sup>ClF<sub>3</sub>N<sub>4</sub>O.



Example 184: 2-(3-Chloro-4-methylphenylamino)-4-trifluoromethyl-pyrimidine-5-carboxylic acid (tetrahydropyran-4-ylmethyl)-amide



In a manner similar to Example 166(b) 2-chloro-4-trifluoromethyl-pyrimidine-5-carboxylic acid (tetrahydropyran-4-ylmethyl)-amide (50 mg) and 3-chloro-4-methyl-aniline (109 mg) afforded, after stirring at reflux for 24 hours and purification by mass-directed autopreparation technique, the title compound (35 mg).

5

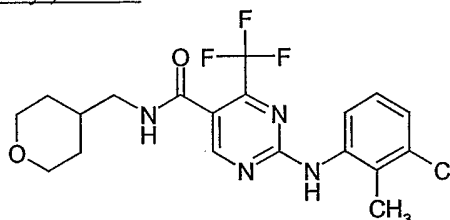
NMR (DMSO-d<sub>6</sub>)  $\delta$  1.15-1.3 (2H, m), 1.61 (2H, d), 1.74 (1H, m), 2.28 (3H, s), 3.13 (2H, t), 3.27 (2H, t), 3.86 (2H, d of d), 7.31 (1H, d), 7.56 (1H, d), 7.94 (1H, s), 8.61 (1H, t), 8.79 (1H, s), 10.50 (1H, s).

LC/MS, Molecular ion observed  $[MH^+] = 429$  consistent with the molecular formula

10

$C_{19}H_{20}^{35}ClF_3N_4O_2$ .

Example 185: 2-(3-Chloro-2-methylphenylamino)-4-trifluoromethyl-pyrimidine-5-carboxylic acid (tetrahydropyran-4-ylmethyl)-amide



15

In a manner similar to Example 166(b) 2-chloro-4-trifluoromethyl-pyrimidine-5-carboxylic acid (tetrahydropyran-4-ylmethyl)-amide (50 mg) and 3-chloro-2-methyl-aniline (109 mg, known compound CAS No 87-60-5) afforded, after stirring at reflux for 24 hours and purification by mass-directed autopreparation technique, the title compound (30 mg).

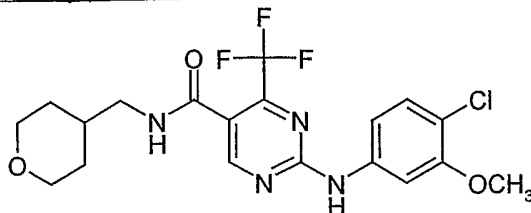
NMR (DMSO-d<sub>6</sub>)  $\delta$  1.1-1.25 (2H, m), 1.59 (2H, d), 1.72 (1H, m), 2.21 (3H, s), 3.10 (2H, t), 3.26 (2H, t), 3.84 (2H, d of d), 7.24 (1H, t), 7.3 (2H, m), 8.56 (1H, t), 8.61 (1H, s), 9.99 (1H, s).

20

LC/MS,  $t = 3.19$  min, Molecular ion observed  $[MH^+] = 429$  consistent with the molecular formula  $C_{19}H_{20}^{35}ClF_3N_4O_2$ .

Example 186: 2-(4-Chloro-3-methoxyphenylamino)-4-trifluoromethyl-pyrimidine-5-carboxylic acid (tetrahydropyran-4-ylmethyl)-amide

25



In a manner similar to Example 166(b) 2-chloro-4-trifluoromethyl-pyrimidine-5-carboxylic acid (tetrahydropyran-4-ylmethyl)-amide (50 mg) and 4-chloro-3-methoxy-aniline (122 mg) afforded, after stirring at reflux for 24 hours and purification by mass-directed autopreparation technique, the title compound (33 mg).

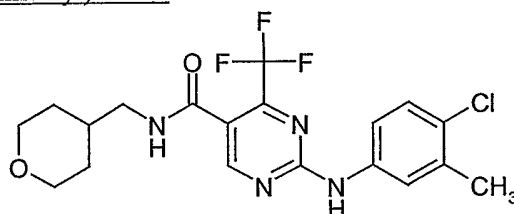
30

NMR (DMSO-d<sub>6</sub>) δ 1.1-1.25 (2H, m), 1.61 (2H, d), 1.73 (1H, m), 3.13 (2H, t), 3.27 (2H, t), 3.83 (3H, s), 3.86 (2H, d), 7.27 (1H, d), 7.37 (1H, d), 7.81 (1H, s), 8.63 (1H, t), 8.80 (1H, s), 10.50 (1H, s).

LC/MS, t = 3.26 min, Molecular ion observed [MH<sup>+</sup>] = 445 consistent with the molecular

5 formula C<sub>19</sub>H<sub>20</sub><sup>35</sup>ClF<sub>3</sub>N<sub>4</sub>O<sub>3</sub>.

Example 187: 2-(4-Chloro-3-methylphenylamino)-4-trifluoromethyl-pyrimidine-5-carboxylic acid (tetrahydropyran-4-ylmethyl)-amide



10 In a manner similar to Example 166(b) 2-chloro-4-trifluoromethyl-pyrimidine-5-carboxylic acid (tetrahydropyran-4-ylmethyl)-amide (50 mg) and 4-chloro-3-methyl-aniline (109 mg, ex Lancaster) afforded, after stirring at reflux for 24 hours and purification by mass-directed autopreparation technique, the title compound (33 mg).

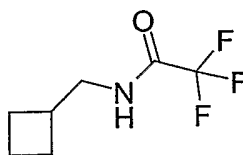
NMR (DMSO-d<sub>6</sub>) δ 1.15-1.3 (2H, m), 1.61 (2H, d), 1.73 (1H, m), 2.31 (3H, s), 3.12 (2H, t), 3.27

15 (2H, t), 3.86 (2H, d), 7.37 (1H, d), 7.62 (1H, d), 7.72 (1H, s), 8.61 (1H, t), 8.77 (1H, s), 10.45 (1H, s).

LC/MS, t = 3.41 min, Molecular ion observed [MH<sup>+</sup>] = 429 consistent with the molecular formula C<sub>19</sub>H<sub>20</sub><sup>35</sup>ClF<sub>3</sub>N<sub>4</sub>O<sub>2</sub>.

20 Example 188: 2-(3-Chlorophenylamino)-4-trifluoromethyl-pyrimidine-5-carboxylic acid cyclobutylmethyl-methyl-amide

a) N-(Cyclobutylmethyl)-2,2,2-trifluoroacetamide



25 C-cyclobutyl-methylamine hydrochloride (1.82g) was added to a solution of N,N-diisopropylethylamine (4.14g) in dry tetrahydrofuran (30ml) at 0°C. The mixture was stirred at 0°C for 5mins then cooled to -20°C. A solution of trifluoroacetic anhydride (3.57g) in tetrahydrofuran (10ml) was added dropwise over 10mins and the mixture was then allowed to stir at room temperature for 1 hour. The solution was diluted with ether (100ml) and water (75ml),

30 separated and the organic layer washed with water, dilute hydrochloric acid, water and brine, dried (MgSO<sub>4</sub>) and evaporated to give the title compound (2.63g)

NMR (CDCl<sub>3</sub>) δ 1.70 (2H, m excess), 1.93 (2H, m), 2.10 (2H, m), 2.53 (1H, m), 3.39 (2H, t), 6.2

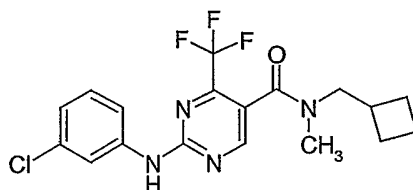
(1H, br s).

35 b) N-(Cyclobutylmethyl)-N-methylamine

N-(Cyclobutylmethyl)-2,2,2-trifluoroacetamide (2.62g) and iodomethane (3.6ml) were dissolved in dry acetone (75ml). Powdered potassium hydroxide (3.2g) was added and the mixture heated

- at reflux for 5 mins. The excess iodomethane and acetone were removed under reduced pressure, water (75ml) added and the solution heated at reflux for 1 hour. The mixture was cooled and ether (75ml) added. The layers were separated and the organic layer was extracted with dilute hydrochloric acid (75ml). The aqueous extract was washed with ether, then made strongly basic with sodium hydroxide and extracted with ether (2 x 75ml). The extracts were dried (K<sub>2</sub>CO<sub>3</sub>) and evaporated to give the title compound (517mg)
- 5 NMR (CDCl<sub>3</sub>) δ 1.3 (1H, m excess), 1.65 (2H, m), 1.9 (2H, m), 2.05 (2H, m), 2.45 (4H, m), 2.55 (2H, d).

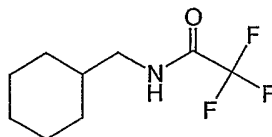
- 10 c) 2-(3-Chlorophenylamino)-4-trifluoromethyl-pyrimidine-5-carboxylic acid cyclobutylmethyl – methyl-amide



- To a solution of N-(cyclobutylmethyl)-N-methylamine (17mg) in dimethylformamide (1.5 ml) was added successively, 2-(3-chlorophenylamino)-4-trifluoromethyl-pyrimidine-5-carboxylic acid (35 mg), N,N-diisopropylethylamine (38ul), 1-hydroxybenzotriazole hydrate (23 mg) and 1-(3-dimethylamino-propyl)-3-ethylcarbodiimide hydrochloride (25 mg). The solution was stirred overnight. Dimethylformamide was removed under reduced pressure and ethyl acetate (10 ml) added. The solution was washed sequentially with 10ml portions of water, saturated sodium bicarbonate solution, water, dilute hydrochloric acid, water and brine, dried (MgSO<sub>4</sub>) and
- 15 evaporated to give the title compound (31 mg).
- NMR (DMSO-d<sub>6</sub>) Rotamers in 60:40 ratio δ 1.5-2.1 (6H, m), 2.50 (0.4H, m excess), 2.65 (0.6H, m), 2.84 (1.8H, s), 2.94 (1.2H, s), 3.22 (0.4H, d), 3.50 (1.6H, br s), 7.09 (1H, d), 7.36 (1H, m), 7.66 (1H, m), 7.96 (1H, s), 8.76 (1H, d), 10.5 (1H, s).
- LC/MS t = 3.66 min, Molecular ion observed (MH<sup>+</sup>) = 399 consistent with the molecular formula
- 25 C<sub>18</sub>H<sub>18</sub><sup>35</sup>ClF<sub>3</sub>N<sub>4</sub>O

Example 189; 2-(3-Chlorophenylamino)-4-trifluoromethyl-pyrimidine-5-carboxylic acid cyclohexylmethyl-methyl-amide.

- 30 a) N-(Cyclohexylmethyl)-2,2,2-trifluoroacetamide



- In a manner similar to Example 188a) cyclohexanemethanamine (2.83g) (Lancaster) gave the title compound (5.09g).
- NMR (CDCl<sub>3</sub>) δ 0.95 (2H, m), 1.22 (3H, m), 1.54 (1H, m excess), 1.70 (5H, m), 3.21 (2H, t), 6.3
- 35 (1H, br s).

- b) N-(Cyclohexylmethyl)-N-methylamine

In a manner similar to Example 188b) N-(cyclohexylmethyl)-2,2,2-trifluoroacetamide (2.98g) gave the title compound (1.41g).

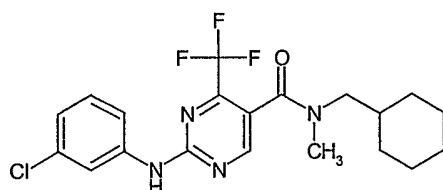
NMR (CDCl<sub>3</sub>) δ 0.9 (2H, m), 1.23 (4H, m), 1.46 (1H, m excess), 1.72 (5H, m), 2.4 (5H, m).

- 5 c) 2-(3-Chlorophenylamino)-4-trifluoromethyl-pyrimidine-5-carboxylic acid cyclohexylmethyl – methyl-amide.

In a manner similar to Example 188c) 2-(3-chlorophenylamino)-4-trifluoromethyl-pyrimidine-5-carboxylic acid (35 mg) and N-(cyclohexylmethyl)-N-methylamine (21mg) gave the title compound.

- 10 NMR (DMSO-d<sub>6</sub>) Rotamers in 63:37 ratio δ 0.65-1.30 (5H, m), 1.5-1.8 (6H, m), 2.87 (1.9H, s), 2.97 (1.1H, s), 3.03 (0.7H, d), 3.30 (1.3H, d excess), 7.09 (1H, d), 7.36 (1H, m), 7.66 (1H, d), 7.96 (1H, m), 8.73 (0.37H, s), 8.78 (0.63H, s), 10.6 (1H, s).

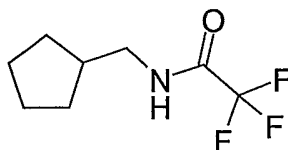
LC/MS t = 3.87 min, Molecular ion observed (MH<sup>+</sup>) = 427 consistent with the molecular formula C<sub>20</sub>H<sub>22</sub><sup>35</sup>ClF<sub>3</sub>N<sub>4</sub>O



15

Example 190: 2-(3-Chlorophenylamino)-4-trifluoromethyl-pyrimidine-5-carboxylic acid cyclopentylmethyl-methyl-amide

- a) N-(Cyclopentylmethyl)-2,2,2-trifluoroacetamide



20

In a manner similar to Example 188a) (cyclopentylmethyl)amine (1.02g) (Example 2) gave the title compound (1.47g).

NMR (CDCl<sub>3</sub>) δ 1.21 (2H, m), 1.4 (4H, m), 1.78 (2H, m), 2.10 (1H,m), 3.31 (2H, t), 6.3 (1H, br s).

25

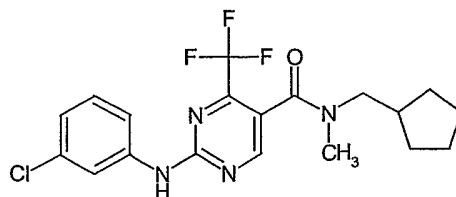
- b) N-(Cyclopentylmethyl)-N-methylamine hydrochloride

In a manner similar to Example 188b) N-(cyclopentylmethyl)-2,2,2-trifluoroacetamide(1.46g) gave, after treatment with hydrogen chloride in 1,4-dioxan, the title compound (0.77g).

NMR (D<sub>2</sub>O) δ 1.12 (2H, m), 1.5 (4H, m), 1.75 (2H, m), 2.08 (1H, m), 2.61 (3H, s), 2.90 (2H, d).

30

- c) 2-(3-Chlorophenylamino)-4-trifluoromethyl-pyrimidine-5-carboxylic acid cyclopentylmethyl – methyl-amide



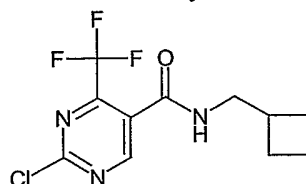
In a manner similar to Example 188c) 2-(3-chlorophenylamino)-4-trifluoromethyl-pyrimidine-5-carboxylic acid (35 mg) and N-(cyclopentylmethyl)-N-methylamine hydrochloride (21mg) together with an additional equivalent of N,N-diisopropylethylamine gave the title compound (42mg)

- 5 NMR (DMSO-d<sub>6</sub>) Rotamers in 65:35 ratio  $\delta$  1.0-1.8 (8H, m), 2.13 (0.35H, m), 2.27 (0.65H, m), 2.88 (1.95H, s), 2.99 (1.05H, s), 3.14 (0.7H, d), 3.41 (1.3H, br s), 7.09 (1H, d), 7.36 (1H, t), 7.66 (1H, d), 7.96 (1H, m), 8.77 (1H, s), 10.6 (1H, s).  
LC/MS t = 3.77 min, Molecular ion observed (MH<sup>+</sup>) = 413 consistent with the molecular formula C<sub>19</sub>H<sub>20</sub><sup>35</sup>ClF<sub>3</sub>N<sub>4</sub>O

10

Example 191: 2-(5-Chloro-2-fluorophenylamino)-4-trifluoromethyl-pyrimidine-5-carboxylic acid cyclobutylmethyl-amide

a) 2-Chloro-4-trifluoromethyl-pyrimidine-5-carboxylic acid cyclobutylmethyl-amide

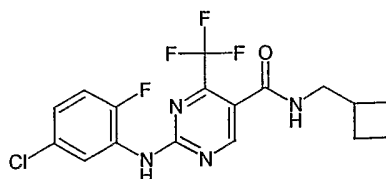


15

A mixture of 2-chloro-4-trifluoromethyl-pyrimidine-5-carbonyl chloride (613mg) (Maybridge) and N-cyclobutylmethylamine hydrochloride (304mg) in dry dichloromethane (10ml) was cooled to -30°C and N,N-diisopropylethylamine (958ul) was added dropwise. The mixture was stirred at room temp for 1 hour. Water (10ml) was added, the layers separated and the organic layer was washed sequentially with 10ml portions of water, dilute hydrochloric acid, water, dilute sodium bicarbonate solution and water, dried (MgSO<sub>4</sub>) and evaporated. Purification by chromatography on silica gel (dichloromethane/ether 25:1) gave the title compound (449 mg).  
NMR (CDCl<sub>3</sub>)  $\delta$  1.75 (2H, m), 1.93 (2H, m), 2.10 (2H, m), 2.57 (1H, m), 3.50 (2H, t), 5.86 (1H, br s), 8.90 (1H, s).

25

b) 2-(5-Chloro-2-fluorophenylamino)-4-trifluoromethyl-pyrimidine-5-carboxylic acid cyclobutylmethyl-amide

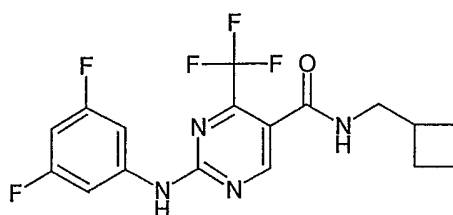


- 30 In a manner similar to Example 166, 5-chloro-2-fluoroaniline (109mg) (Avacado) and 2-chloro-4-trifluoromethyl-pyrimidine-5-carboxylic acid cyclobutylmethyl-amide (44 mg) gave the title compound (45mg).

NMR (DMSO-d<sub>6</sub>)  $\delta$  1.7 (2H, m), 1.8 (2H, m), 1.99 (2H, m), 2.47 (1H, m excess), 3.25 (2H, t), 7.3 (2H, m), 7.76 (1H, m), 8.56 (1H, t), 8.70 (1H, s), 10.2 (1H, s)

- 35 LC/MS t = 3.52 min, Molecular ion observed (MH<sup>+</sup>) = 403 consistent with the molecular formula C<sub>17</sub>H<sub>15</sub><sup>35</sup>ClF<sub>4</sub>N<sub>4</sub>O

Example 192: 2-(3,5-Difluorophenylamino)-4-trifluoromethyl-pyrimidine-5-carboxylic acid cyclobutylmethyl-amide

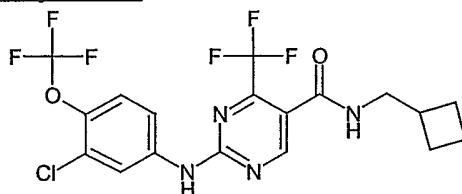


5 In a manner similar to Example 166, 3,5-difluoroaniline (97mg) (Lancaster) and 2-chloro-4-trifluoromethyl-pyrimidine-5-carboxylic acid cyclobutylmethyl-amide (44 mg) gave the title compound (46mg).

NMR (DMSO-d<sub>6</sub>) δ 1.7 (2H, m), 1.8 (2H, m), 2.0 (2H, m), 2.47 (1H, m excess), 3.27 (2H, t), 6.88 (1H, m), 7.55 (2H, m), 8.60 (1H, t), 8.83 (1H, s), 10.8 (1H, s)

10 LC/MS t = 3.54 min, Molecular ion observed (MH<sup>+</sup>) = 387 consistent with the molecular formula C<sub>17</sub>H<sub>15</sub>F<sub>5</sub>N<sub>4</sub>O

Example 193: 2-(3-Chloro-4-trifluoromethoxyphenylamino)-4-trifluoromethyl-pyrimidine-5-carboxylic acid cyclobutylmethyl-amide

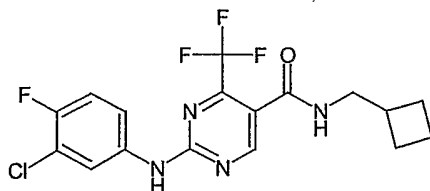


15 In a manner similar to Example 166, 3-chloro-4-trifluoromethoxy aniline (159mg) (Lancaster) and 2-chloro-4-trifluoromethyl-pyrimidine-5-carboxylic acid cyclobutylmethyl-amide (44 mg) gave the title compound (59mg).

NMR (DMSO-d<sub>6</sub>) δ 1.7 (2H, m), 1.8 (2H, m), 2.0 (2H, m), 2.47 (1H, m excess), 3.27 (2H, t), 7.56 (1H, d), 7.76 (1H, m), 8.16 (1H, d), 8.59 (1H, t), 8.81 (1H, s), 10.8 (1H, s)

20 LC/MS t = 3.82 min, Molecular ion observed (MH<sup>+</sup>) = 469 consistent with the molecular formula C<sub>18</sub>H<sub>15</sub><sup>35</sup>ClF<sub>6</sub>N<sub>4</sub>O<sub>2</sub>

Example 194: 2-(3-Chloro-4-fluorophenylamino)-4-trifluoromethyl-pyrimidine-5-carboxylic acid cyclobutylmethyl-amide

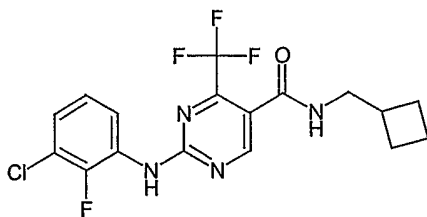


25 In a manner similar to Example 166, 3-chloro-4-fluoroaniline (109mg) (Lancaster) and 2-chloro-4-trifluoromethyl-pyrimidine-5-carboxylic acid cyclobutylmethyl-amide (44 mg) gave the title compound (50mg).

NMR (DMSO-d<sub>6</sub>) δ 1.7 (2H, m), 1.8 (2H, m), 2.0 (2H, m), 2.47 (1H, m excess), 3.27 (2H, t), 7.42 (1H, t), 7.67 (1H, m), 8.04 (1H, m), 8.57 (1H, t), 8.77 (1H, s), 10.6 (1H, s)

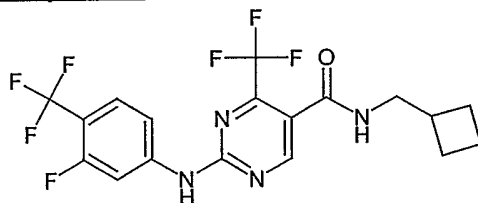
30 LC/MS t = 3.60 min, Molecular ion observed (MH<sup>+</sup>) = 403 consistent with the molecular formula C<sub>17</sub>H<sub>15</sub><sup>35</sup>ClF<sub>4</sub>N<sub>4</sub>O

Example 195: 2-(3-Chloro-2-fluorophenylamino)-4-trifluoromethyl-pyrimidine-5-carboxylic acid cyclobutylmethyl-amide



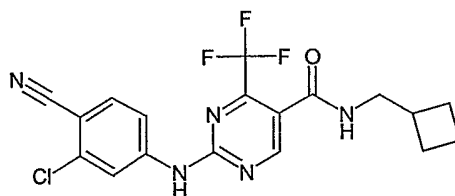
- 5 In a manner similar to Example 166, 3-chloro-2-fluoroaniline (109mg) (Acros) and 2-chloro-4-trifluoromethyl-pyrimidine-5-carboxylic acid cyclobutylmethyl-amide (44 mg) gave the title compound (47mg).  
NMR (DMSO-d<sub>6</sub>) δ 1.7 (2H, m), 1.8 (2H, m), 2.0 (2H, m), 2.47 (1H, m excess), 3.23 (2H, t), 7.22 (1H, t), 7.42 (1H, t), 7.54 (1H, t), 8.55 (1H, t), 8.65 (1H, s), 10.2 (1H, s)
- 10 LC/MS t = 3.49 min, Molecular ion observed (MH<sup>+</sup>) = 403 consistent with the molecular formula C<sub>17</sub>H<sub>15</sub><sup>35</sup>ClF<sub>4</sub>N<sub>4</sub>O

Example 196: 2-(3-Fluoro-4-trifluoromethylphenylamino)-4-trifluoromethyl-pyrimidine-5-carboxylic acid cyclobutylmethyl-amide



- 15 In a manner similar to Example 166, 3-fluoro-4-trifluoromethylaniline (134mg) (ABCR) and 2-chloro-4-trifluoromethyl-pyrimidine-5-carboxylic acid C-cyclobutylmethyl-amide (44 mg) gave the title compound (41mg).  
NMR (DMSO-d<sub>6</sub>) δ 1.7 (2H, m), 1.8 (2H, m), 2.0 (2H, m), 2.47 (1H, m excess), 3.26 (2H, t), 7.67 (1H, d), 7.75 (1H, t), 8.02 (1H, d), 8.62 (1H, t), 8.87 (1H, s), 11.0 (1H, s)
- 20 LC/MS t = 3.71 min, Molecular ion observed (MH<sup>+</sup>) = 437 consistent with the molecular formula C<sub>18</sub>H<sub>15</sub>F<sub>7</sub>N<sub>4</sub>O

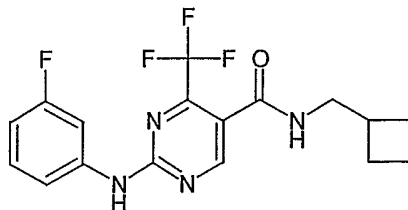
25 Example 197: 2-(3-Chloro-4-cyanophenylamino)-4-trifluoromethyl-pyrimidine-5-carboxylic acid cyclobutylmethyl-amide



- In a manner similar to Example 166, 3-chloro-4-cyanoaniline (114mg) (Lancaster) and 2-chloro-4-trifluoromethyl-pyrimidine-5-carboxylic acid cyclobutylmethyl-amide (44 mg) gave the title compound (26mg).
- 30 NMR (DMSO-d<sub>6</sub>) δ 1.7 (2H, m), 1.8 (2H, m), 2.0 (2H, m), 2.47 (1H, m excess), 3.27 (2H, t), 7.83 (1H, m), 7.93 (1H, d), 8.24 (1H, s), 8.62 (1H, t), 8.89 (1H, s), 11.1 (1H, s)

LC/MS  $t = 3.50$  min, Molecular ion observed ( $MH^+$ ) = 410 consistent with the molecular formula  $C_{18}H_{15}^{35}ClF_3N_5O$

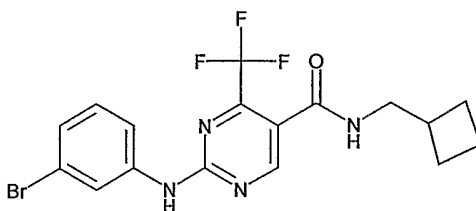
5 Example 198: 2-(3-Fluorophenylamino)-4-trifluoromethyl-pyrimidine-5-carboxylic acid cyclobutylmethyl-amide



In a manner similar to Example 188, 2-(3-fluorophenylamino)-4-trifluoromethyl-pyrimidine-5-carboxylic acid (30 mg) and C-cyclobutylmethylamine hydrochloride (18mg) gave the title compound (31mg).

- 10 NMR (DMSO- $d_6$ )  $\delta$  1.7 (2H, m), 1.8 (2H, m), 2.0 (2H, m), 2.47 (1H, m excess), 3.26 (2H, t), 6.86 (1H, m), 7.37 (1H, m), 7.50 (1H, d), 7.76 (1H, m), 8.58 (1H, t), 8.78 (1H, s), 10.6 (1H, s)  
LC/MS  $t = 3.42$  min, Molecular ion observed ( $MH^+$ ) = 369 consistent with the molecular formula  $C_{17}H_{16}F_4N_4O$

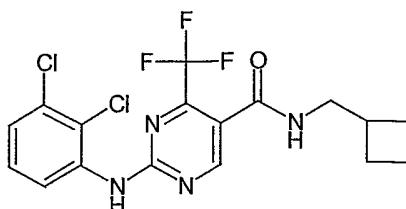
15 Example 199: 2-(3-Bromophenylamino)-4-trifluoromethyl-pyrimidine-5-carboxylic acid cyclobutylmethyl-amide



In a manner similar to Example 188, 2-(3-bromophenylamino)-4-trifluoromethyl-pyrimidine-5-carboxylic acid (36 mg) and C-cyclobutylmethylamine hydrochloride (18mg) gave the title compound (33mg).

- 20 NMR (DMSO- $d_6$ )  $\delta$  1.7 (2H, m), 1.8 (2H, m), 2.0 (2H, m), 2.47 (1H, m excess), 3.26 (2H, t), 7.22 (1H, d), 7.31 (1H, t), 7.70 (1H, d), 8.10 (1H, t), 8.57 (1H, t), 8.78 (1H, s), 10.6 (1H, s)  
LC/MS  $t = 3.60$  min, Molecular ion observed ( $MH^+$ ) = 431 consistent with the molecular formula  $C_{17}H_{16}^{81}BrF_3N_4O$

25 Example 200: 2-(2,3-Dichlorophenylamino)-4-trifluoromethyl-pyrimidine-5-carboxylic acid cyclobutylmethyl-amide



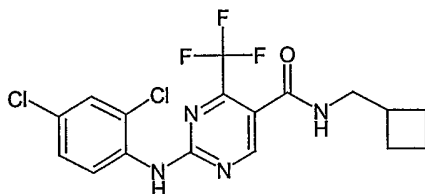
- 30 In a manner similar to Example 188, 2-(2,3-dichlorophenylamino)-4-trifluoromethyl-pyrimidine-5-carboxylic acid (36 mg) and C-cyclobutylmethylamine hydrochloride (18mg) gave the title compound (36mg).

NMR (DMSO-d<sub>6</sub>) δ 1.7 (2H, m), 1.8 (2H, m), 2.0 (2H, m), 2.47 (1H, m excess), 3.24 (2H, t), 7.40 (1H, t), 7.54 (2H, m), 8.54 (1H, t), 8.63 (1H, s), 10.1 (1H, s)

LC/MS t = 3.61 min, Molecular ion observed (MH<sup>+</sup>) = 419 consistent with the molecular formula C<sub>17</sub>H<sub>15</sub><sup>35</sup>Cl<sub>2</sub>F<sub>3</sub>N<sub>4</sub>O

5

Example 201: 2-(2,4-Dichlorophenylamino)-4-trifluoromethyl-pyrimidine-5-carboxylic acid cyclobutylmethyl-amide



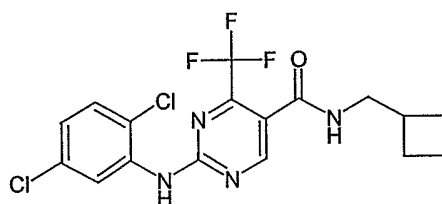
In a manner similar to Example 188, 2-(2,4-dichlorophenylamino)-4-trifluoromethyl-pyrimidine-5-carboxylic acid (36 mg) and C-cyclobutylmethylamine hydrochloride (18mg) gave the title compound (37mg).

NMR (DMSO-d<sub>6</sub>) δ 1.7 (2H, m), 1.8 (2H, m), 2.0 (2H, m), 2.47 (1H, m excess), 3.24 (2H, t), 7.47 (1H, m), 7.58 (1H, d), 7.72 (1H, d), 8.54 (1H, t), 8.65 (1H, s), 10.0 (1H, s)

LC/MS t = 3.66 min, Molecular ion observed (MH<sup>+</sup>) = 419 consistent with the molecular formula

15 C<sub>17</sub>H<sub>15</sub><sup>35</sup>Cl<sub>2</sub>F<sub>3</sub>N<sub>4</sub>O

Example 202: 2-(2,5-Dichlorophenylamino)-4-trifluoromethyl-pyrimidine-5-carboxylic acid cyclobutylmethyl-amide

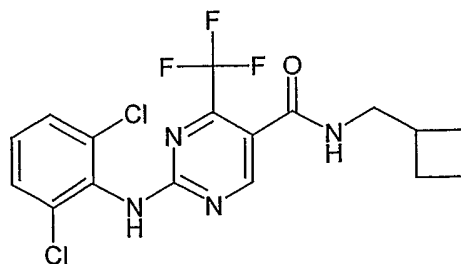


20 In a manner similar to Example 188, 2-(2,5-dichlorophenylamino)-4-trifluoromethyl-pyrimidine-5-carboxylic acid (36 mg) and C-cyclobutylmethylamine hydrochloride (18mg) gave the title compound (33mg).

NMR (DMSO-d<sub>6</sub>) δ 1.7 (2H, m), 1.8 (2H, m), 2.0 (2H, m), 2.47 (1H, m excess), 3.24 (2H, t), 7.34 (1H, m), 7.58 (1H, d), 7.72 (1H, d), 8.55 (1H, t), 8.66 (1H, s), 10.0 (1H, s)

25 LC/MS t = 3.65 min, Molecular ion observed (MH<sup>+</sup>) = 419 consistent with the molecular formula C<sub>17</sub>H<sub>15</sub><sup>35</sup>Cl<sub>2</sub>F<sub>3</sub>N<sub>4</sub>O

Example 203: 2-(2,6-Dichlorophenylamino)-4-trifluoromethyl-pyrimidine-5-carboxylic acid cyclobutylmethyl-amide



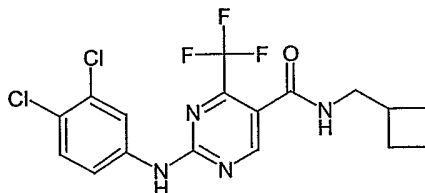
30

In a manner similar to Example 188, 2-(2,6-dichlorophenylamino)-4-trifluoromethyl-pyrimidine-5-carboxylic acid (36 mg) and C-cyclobutylmethylamine hydrochloride (18mg) gave the title compound (35mg).

5 NMR (DMSO-d<sub>6</sub>) δ 1.7 (2H, m), 1.8 (2H, m), 2.0 (2H, m), 2.47 (1H, m excess), 3.22 (2H, t), 7.39 (1H, t), 7.59 (2H, d), 8.56 (2H, m), 10.1 (1H, s).

LC/MS t = 3.38 min, Molecular ion observed (MH<sup>+</sup>) = 419 consistent with the molecular formula C<sub>17</sub>H<sub>15</sub><sup>35</sup>Cl<sub>2</sub>F<sub>3</sub>N<sub>4</sub>O

10 Example 204: 2-(3,4-Dichlorophenylamino)-4-trifluoromethyl-pyrimidine-5-carboxylic acid cyclobutylmethyl-amide

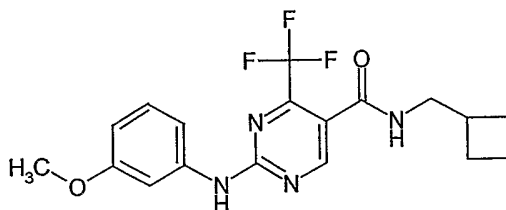


In a manner similar to Example 188, (3,4-dichlorophenylamino)-4-trifluoromethyl-pyrimidine-5-carboxylic acid (36 mg) and C-cyclobutylmethylamine hydrochloride (18mg) gave the title compound (36mg).

15 NMR (DMSO-d<sub>6</sub>) δ 1.7 (2H, m), 1.8 (2H, m), 2.0 (2H, m), 2.47 (1H, m excess), 3.26 (2H, t), 7.60 (1H, d), 7.69 (1H, m), 8.16 (1H, d), 8.58 (1H, t), 8.80 (1H, s), 10.7 (1H, s)

LC/MS t = 3.77 min, Molecular ion observed (MH<sup>+</sup>) = 419 consistent with the molecular formula C<sub>17</sub>H<sub>15</sub><sup>35</sup>Cl<sub>2</sub>F<sub>3</sub>N<sub>4</sub>O

20 Example 205: 2-(3-Methoxyphenylamino)-4-trifluoromethyl-pyrimidine-5-carboxylic acid cyclobutylmethyl-amide

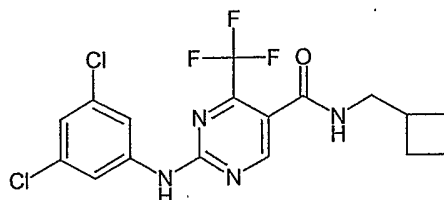


In a manner similar to Example 188, 2-(3-methoxyphenylamino)-4-trifluoromethyl-pyrimidine-5-carboxylic acid (31 mg) and C-cyclobutylmethylamine hydrochloride (18mg) gave the title compound (38mg).

25 NMR (DMSO-d<sub>6</sub>) δ 1.7 (2H, m), 1.8 (2H, m), 2.0 (2H, m), 2.47 (1H, m excess), 3.26 (2H, t), 3.74 (3H, s), 6.63 (1H, d), 7.24 (2H, m), 7.52 (1H, s), 8.56 (1H, t), 8.72 (1H, s), 10.4 (1H, s)

LC/MS t = 3.35 min, Molecular ion observed (MH<sup>+</sup>) = 381 consistent with the molecular formula C<sub>18</sub>H<sub>19</sub>F<sub>3</sub>N<sub>4</sub>O<sub>2</sub>

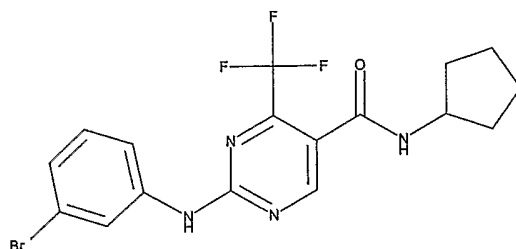
30 Example 206: 2-(3,5-Dichlorophenylamino)-4-trifluoromethyl-pyrimidine-5-carboxylic acid cyclobutylmethyl-amide



In a manner similar to Example 188, 2-(3,5-dichlorophenylamino)-4-trifluoromethyl-pyrimidine-5-carboxylic acid (36 mg) and C-cyclobutylmethylamine hydrochloride (18mg) gave the title compound (36mg).

- 5 NMR (DMSO-d<sub>6</sub>)  $\delta$  1.7 (2H, m), 1.8 (2H, m), 2.0 (2H, m), 2.47 (1H, m excess), 3.26 (2H, t), 7.60 (1H, d), 7.69 (1H, m), 8.16 (1H, d), 8.58 (1H, t), 8.80 (1H, s), 10.7 (1H, s)  
LC/MS t = 3.84 min, Molecular ion observed (MH<sup>+</sup>) = 419 consistent with the molecular formula C<sub>17</sub>H<sub>15</sub><sup>35</sup>Cl<sub>2</sub>F<sub>3</sub>N<sub>4</sub>O

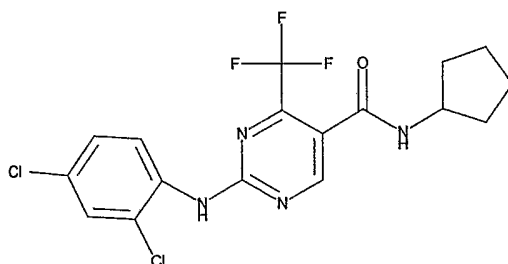
- 10 Example 207: 2-(3-Bromophenylamino)-4-trifluoromethyl-pyrimidine-5-carboxylic acid cyclopentylamide



In a manner similar to Example 188, 2-(3-bromophenylamino)-4-trifluoromethyl-pyrimidine-5-carboxylic acid (36 mg) and cyclopentylamine (18mg) gave the title compound (28mg).

- 15 NMR (DMSO-d<sub>6</sub>)  $\delta$  1.5 (4H, m), 1.66 (2H, m), 1.86 (2H, m), 4.16 (1H, m), 7.22 (1H, d), 7.31 (1H, t), 7.70 (1H, d), 8.10 (1H, t), 8.53 (1H, d), 8.79 (1H, s), 10.6 (1H, s)  
LC/MS t = 3.39 min, Molecular ion observed (MH<sup>+</sup>) = 431 consistent with the molecular formula C<sub>17</sub>H<sub>16</sub><sup>81</sup>BrF<sub>3</sub>N<sub>4</sub>O

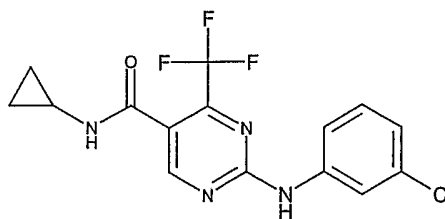
- 20 Example 208: 2-(2,4-Dichlorophenylamino)-4-trifluoromethyl-pyrimidine-5-carboxylic acid cyclopentylamide



In a manner similar to Example 188, 2-(2,4-dichlorophenylamino)-4-trifluoromethyl-pyrimidine-5-carboxylic acid (26 mg) and cyclopentylamine (18mg) gave the title compound (21mg).

- 25 NMR (DMSO-d<sub>6</sub>)  $\delta$  1.5 (4H, m), 1.63 (2H, m), 1.84 (2H, m), 4.14 (1H, m), 7.47 (1H, m), 7.56 (1H, d), 7.71 (1H, d), 8.50 (1H, d), 8.62 (1H, s), 10.0 (1H, s)  
LC/MS t = 3.40 min, Molecular ion observed (MH<sup>+</sup>) = 419 consistent with the molecular formula C<sub>17</sub>H<sub>15</sub><sup>35</sup>Cl<sub>2</sub>F<sub>3</sub>N<sub>4</sub>O

Example 209: 2-(3-Chlorophenylamino)-4-trifluoromethyl-pyrimidine-5-carboxylic acid cyclopropylamide

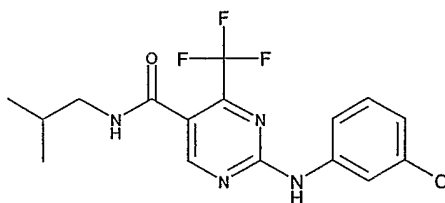


In a manner similar to Reference Example 1 (c) 2-(3-chlorophenylamino)-4-trifluoromethyl-pyrimidine-5-carboxylic acid (35mg) and cyclopropylamine (9mg, ex Lancaster) afforded the title compound (32mg).

NMR (DMSO-d<sub>6</sub>) δ 0.49-0.52 (2H, m), 0.69-0.74 (2H, m), 2.78 (1H, m), 7.09 (1H, d), 7.36 (1H, t), 7.65 (1H, d), 7.95 (1H, s), 8.65 (1H, d), 8.80 (1H, s), 10.60 (1H, s)

LC/MS, t = 3.25 min, Molecular ion observed (MH<sup>+</sup>) = 357 consistent with the molecular formula C<sub>15</sub>H<sub>12</sub>N<sub>4</sub>O F<sub>3</sub><sup>35</sup>Cl

Example 210: 2-(3-Chlorophenylamino)-4-trifluoromethyl-pyrimidine-5-carboxylic acid (3,3-dimethylbutyl)-amide



In a manner similar to Reference Example 1 (c) 2-(3-chlorophenylamino)-4-trifluoromethyl-pyrimidine-5-carboxylic acid (50mg) and 3,3-dimethylbutylamine (17mg, ex Aldrich) afforded the title compound (32mg).

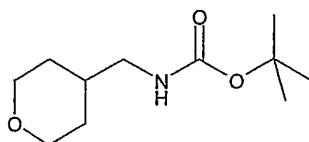
NMR (DMSO-d<sub>6</sub>) δ 0.96 (6H, d), 1.85 (1H, m), 3.12 (2H, t), 7.16 (1H, d), 7.42 (1H, t), 7.71 (1H, d), 8.02 (1H, s), 8.65 (1H, t), 8.86 (1H, s), 10.70 (1H, s)

LC/MS, t = 3.49 min, Molecular ion observed (MH<sup>+</sup>) = 373 consistent with the molecular formula C<sub>16</sub>H<sub>16</sub>N<sub>4</sub>O F<sub>3</sub><sup>35</sup>Cl

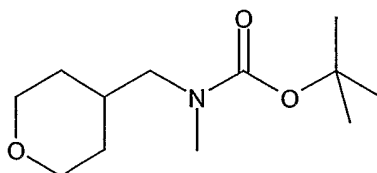
Example 211: 2-(3-Chlorophenylamino)-4-trifluoromethyl-pyrimidine-5-carboxylic acid methyl-(tetrahydro-pyran-4-ylmethyl)-amide

(a). To a solution of 4-aminomethyltetrahydropyran (500mg, ex Combi-Blocks, Inc.) in dichloromethane (10ml) at 0°C was added triethylamine (1.2ml) followed by a solution of di-tert-butyl dicarbonate (1.14g) in dichloromethane (4ml). The reaction was stirred at 0°C for 1h. Dichloromethane was removed under reduced pressure and ethyl acetate added (10ml). The solution was washed sequentially with 2N hydrochloric acid (10ml), water (10ml), 5% sodium bicarbonate solution (10ml), and water (10ml), dried (MgSO<sub>4</sub>) and evaporated. The residue was purified by chromatography eluting with 2% MeOH/CH<sub>2</sub>Cl<sub>2</sub>, to afford N-(tetrahydro-pyran-4-ylmethyl)-carbamic acid tert-butyl ester (809mg).

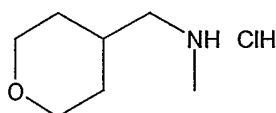
NMR (DMSO-d<sub>6</sub>) δ 1.15 (2H, m), 1.45 (9H, s), 1.80-1.95 (3H, d,m), 2.87 (2H, t), 3.30 (2H, t), 3.90 (2H, d,d), 6.95 (1H, t).



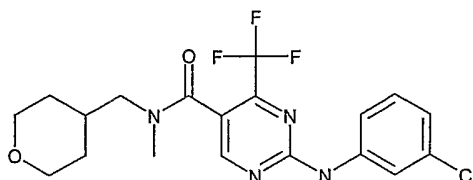
- (b). To a solution of N-(tetrahydro-pyran-4-ylmethyl)-carbamic acid tert-butyl ester (800mg) in THF (10ml) at room temperature under nitrogen was added 60% sodium hydride (164mg, ex Aldrich) portionwise. The reaction was stirred until effervescence had ceased and then methyl iodide (280  $\mu$ l, ex Lancaster) was added. Stirring was continued at room temperature overnight. THF was removed under reduced pressure and ethyl acetate was added (10ml). This was washed three times with water (10ml), dried ( $MgSO_4$ ) and evaporated. The residue was purified by chromatography eluting with 3% MeOH/ $CH_2Cl_2$ , to afford N-methyl-N-(tetrahydro-pyran-4-ylmethyl)-carbamic acid tert-butyl ester (745mg).
- 5
- 10 NMR (DMSO- $d_6$ )  $\delta$  1.15 (2H, m), 1.45 (9H, s), 1.50 (2H, m), 1.80 (1H, m) 2.80 (3H, d), 3.08 (2H, d), 3.28 (2H, t), 3.85 (2H, d).



- (c). A solution of N-methyl-N-(tetrahydro-pyran-4-ylmethyl)-carbamic acid tert-butyl ester (740mg) in 4N hydrochloric acid in 1,4-dioxan (10ml, ex Aldrich) was stirred at room temperature for 1h. The dioxan was removed under reduced pressure and the residue triturated with ether. The solid was filtered onto a sinter, washed with ether and dried, to afford N-methyl-N-(tetrahydro-pyran-4-ylmethyl)-amine hydrochloride (460mg).
- 15
- 20 NMR (DMSO- $d_6$ )  $\delta$  1.15 (2H, m), 1.65 (2H, d), 1.95 (1H, m) 2.50 (3H, d), 2.80 (2H, d), 3.30 (2H, t), 3.85 (2H, d), 9.0 (2H, s).

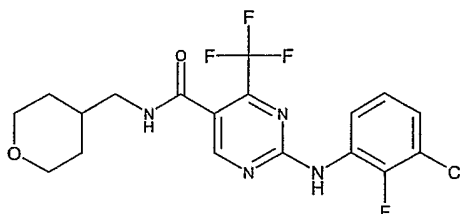


- (d). In a manner similar to Reference Example 1 (c) 2-(3-chlorophenylamino)-4-trifluoromethyl-pyrimidine-5-carboxylic acid (50mg) and N-methyl-N-(tetrahydro-pyran-4-yl methyl) amine hydrochloride (39mg) afforded, after Biotage chromatography over silica gel, eluting with 1% MeOH/ $CH_2Cl_2$ , the title compound (33mg).
- 25
- 30 NMR (DMSO- $d_6$ ) Rotamers in 65:35 ratio  $\delta$  1.05 (0.7H, m), 1.23 (1.3H, m), 1.45 (0.7H, d), 1.58 (1.3H, d), 1.85 (0.35H, m), 2.0 (0.65H, m), 2.89 (1.95H, s), 2.98 (1.05H, s), 3.10-3.40 (4H, m), 3.80 (0.7H, d), 3.88 (1.3H, d), 7.10 (1H, d), 7.36 (1H, t), 7.65 (1H, t), 7.97 (1H, s), 8.75 (0.35H, s), 8.80 (0.65H, s), 10.6 (1H, s)
- LC/MS,  $t = 3.29$  min, Molecular ion observed ( $MH^+$ ) = 429 consistent with the molecular formula  $C_{19}H_{20}N_4O_2F_3^{35}Cl$



Example 212: 2-(2-Fluoro-3-chloro-phenylamino)-4-trifluoromethyl-pyrimidine-5-carboxylic acid (tetrahydro-pyran-4-ylmethyl)-amide

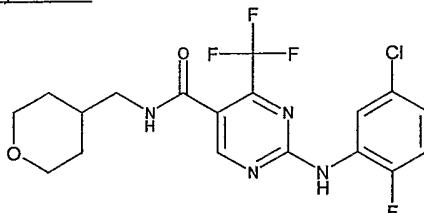
5



In a manner similar to Example 166, 2-chloro-4-trifluoromethyl-pyrimidine-5-carboxylic acid (tetrahydro-pyran-4-ylmethyl)-amide (100mg) and 2-fluoro-3-chloroaniline (225mg, ex Acros) afforded the title compound (85mg) after purification by trituration with isohexane.

- 10 NMR (DMSO-d<sub>6</sub>) δ 1.14-1.23 (2H, m), 1.6 (2H, d), 1.72 (1H, m), 3.1 (2H, t), 3.25 (2H, m), 3.85 (2H, d), 7.24 (1H, t), 7.42 (1H, t), 7.55 (1H, t), 8.61 (1H, t), 8.70 (1H, s), 10.20 (1H, s)  
LC/MS, t = 3.14 min, Molecular ion observed (MH<sup>+</sup>) = 433 consistent with the molecular formula C<sub>18</sub>H<sub>17</sub>N<sub>4</sub>O<sub>2</sub>F<sub>4</sub><sup>35</sup>Cl

- 15 Example 213: 2-(2-Fluoro-5-chloro-phenylamino)-4-trifluoromethyl-pyrimidine-5-carboxylic acid (tetrahydro-pyran-4-ylmethyl)-amide



In a manner similar to Example 166, 2-chloro-4-trifluoromethyl-pyrimidine-5-carboxylic acid (tetrahydro-pyran-4-ylmethyl)-amide (100mg) and 2-fluoro-5-chloroaniline (225mg, ex Avocado) afforded the title compound (96mg) after purification by trituration with isohexane.

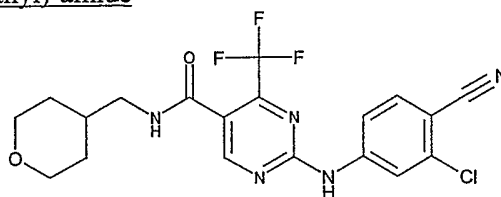
- 20 NMR (DMSO-d<sub>6</sub>) δ 1.17-1.23 (2H, m), 1.6 (2H, d), 1.72 (1H, m), 3.1 (2H, t), 3.25 (2H, m), 3.85 (2H, d), 7.27-7.37 (2H, t,m), 7.76 (1H, dd), 8.62 (1H, t), 8.73 (1H, s), 10.15 (1H, s)  
LC/MS, t = 3.15 min, Molecular ion observed (MH<sup>+</sup>) = 433 consistent with the molecular formula C<sub>18</sub>H<sub>17</sub>N<sub>4</sub>O<sub>2</sub>F<sub>4</sub><sup>35</sup>Cl

25

Example 214: 2-(3,5-Difluorophenylamino)-4-trifluoromethyl-pyrimidine-5-carboxylic acid (tetrahydro-pyran-4-ylmethyl)-amide

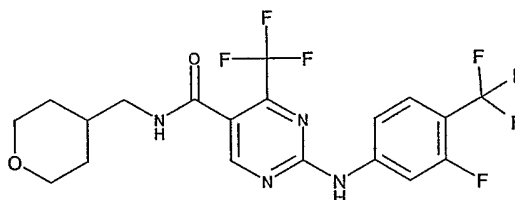


Example 217: 2-(4-Cyano-3-chloro-phenylamino)-4-trifluoromethyl-pyrimidine-5-carboxylic acid (tetrahydro-pyran-4-ylmethyl)-amide



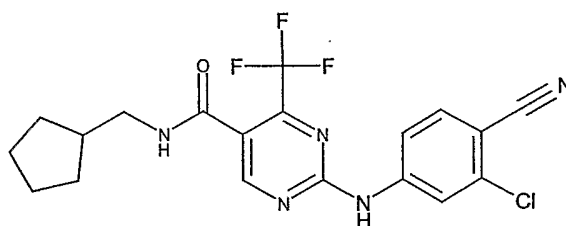
- 5 In a manner similar to Example 166, 2-chloro-4-trifluoromethyl-pyrimidine-5-carboxylic acid (tetrahydro-pyran-4-ylmethyl)-amide (100mg) and 4-cyano-3-chloroaniline (236mg, ex Lancaster) afforded the title compound (8mg). Sample purified by mass directed auto-prep. LC/MS,  $t = 3.51$  min, Molecular ion observed ( $MH^+$ ) = 440 consistent with the molecular formula  $C_{19}H_{17}N_5O_2F_3^{35}Cl$

- 10 Example 218: 2-(4-Trifluoromethyl-3-fluoro-phenylamino)-4-trifluoromethyl-pyrimidine-5-carboxylic acid (tetrahydro-pyran-4-ylmethyl)-amide



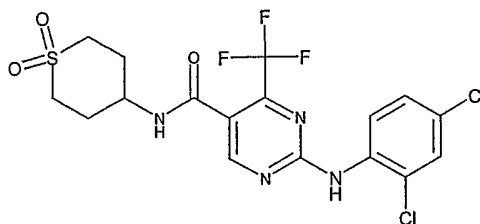
- 15 In a manner similar to Example 166, 2-chloro-4-trifluoromethyl-pyrimidine-5-carboxylic acid (tetrahydro-pyran-4-ylmethyl)-amide (100mg) and 4-trifluoromethyl-3-fluoroaniline (277mg, ex ABCR) afforded the title compound (125mg) after purification by trituration with isohexane. NMR (DMSO- $d_6$ )  $\delta$  1.16-1.25 (2H, m), 1.61 (2H, d), 1.73 (1H, m), 3.14 (2H, t), 3.25 (2H, m), 3.85 (2H, d), 7.67 (1H, d), 7.75 (1H, t), 8.02 (1H, d), 8.68 (1H, t), 8.90 (1H, s), 11.00 (1H, s) LC/MS,  $t = 3.38$  min, Molecular ion observed ( $MH^+$ ) = 467 consistent with the molecular formula  $C_{19}H_{17}N_4O_2F_7$
- 20

Example 219: 2-(4-Cyano-3-chloro-phenylamino)-4-trifluoromethyl-pyrimidine-5-carboxylic acid cyclopentylmethyl-amide



- 25 In a manner similar to Example 166, 2-chloro-4-trifluoromethyl-pyrimidine-5-carboxylic acid cyclopentylmethylamide (70mg) and 4-cyano-3-chloroaniline (173mg, ex Lancaster) afforded the title compound (125mg). Purified by chromatography eluting with 1:1 ethyl acetate:hexane. NMR (DMSO- $d_6$ )  $\delta$  1.20-1.25 (2H, m), 1.48-1.73 (6H, m), 2.08 (1H, m), 3.18 (2H, t), 7.83 (1H, dd), 7.84 (1H, d), 8.24 (1H, d), 8.66 (1H, t), 8.90 (1H, s), 11.10 (1H, s) LC/MS,  $t = 3.68$  min, Molecular ion observed ( $MH^+$ ) = 424 consistent with the molecular formula  $C_{19}H_{17}N_5O_2F_3^{35}Cl$
- 30

Example 220: 2-(2,4-Dichloro-phenylamino)-4-trifluoromethyl-pyrimidine-5-carboxylic acid (1,1-dioxo-hexahydro-1<sup>6</sup> - thiopyran-4-yl)-amide



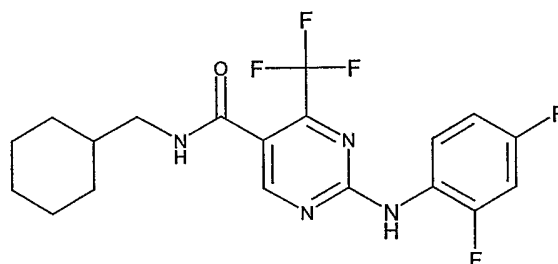
5

In a manner similar to Reference Example 1 (c) 2-(2,4-Dichlorophenylamino)-4-trifluoromethyl-pyrimidine-5-carboxylic acid (50mg) and (1,1-dioxo-tetrahydro-2H-thiopyran-4-yl)amine hydrochloride (40mg) (Ref. WO 02/18380) afforded the title compound (64mg). Purified by chromatography eluting with 2% MeOH/CH<sub>2</sub>Cl<sub>2</sub>.

10 NMR (DMSO-d<sub>6</sub>) δ 1.97 (2H, m), 2.13 (2H, m), 3.13 (2H, m), 3.27 (2H, m), 4.10 (1H, m), 7.47 (1H, dd), 7.56 (1H, d), 7.72 (1H, d), 8.67 (1H t), 8.7 (1H, s), 10.05 (1H, s)

LC/MS, t = 3.22 min, Molecular ion observed (MH<sup>+</sup>) = 483 consistent with the molecular formula C<sub>17</sub>H<sub>15</sub>N<sub>4</sub>O<sub>3</sub>F<sub>3</sub><sup>35</sup>Cl<sub>2</sub>S

15 Example 221: 2-(2,4-Difluoro-phenylamino)-4-trifluoromethyl-pyrimidine-5-carboxylic acid cyclohexylmethyl-amide



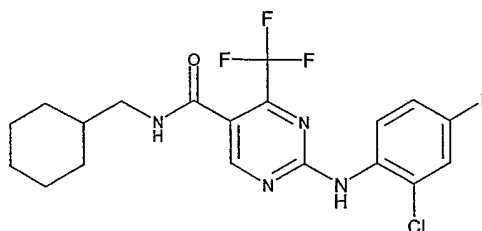
In a manner similar to Example 166, 2-chloro-4-trifluoromethyl-pyrimidine-5-carboxylic acid cyclohexylmethyl-amide (80mg) and 2,4-difluoroaniline (160mg, ex Lancaster) afforded the title compound (77mg) after purification by trituration with isohexane / diethylether.

20 NMR (DMSO-d<sub>6</sub>) δ 0.89-0.95 (2H, m), 1.15-1.20 (3H, m), 1.46-1.47 (1H, m), 1.60-1.72 (5H, m), 3.05 (2H, t), 7.10 (1H, t), 7.35 (1H, m), 7.52 (1H, m), 8.53 (1H t), 8.62 (1H, s), 10.00 (1H, s)

LC/MS, t = 3.63 min, Molecular ion observed (MH<sup>+</sup>) = 433 consistent with the molecular formula C<sub>19</sub>H<sub>19</sub>N<sub>4</sub>O F<sub>5</sub>

25

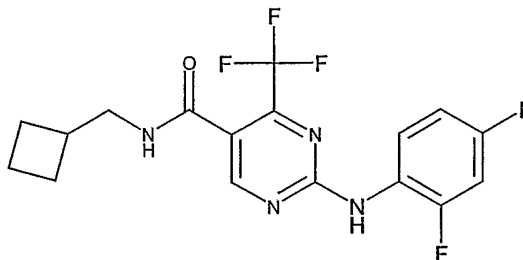
Example 222: 2-(2-Chloro-4-fluoro-phenylamino)-4-trifluoromethyl-pyrimidine-5-carboxylic acid cyclohexylmethyl-amide



In a manner similar to Example 166, 2-chloro-4-trifluoromethyl-pyrimidine-5-carboxylic acid cyclohexylmethyl-amide (80mg) and 2-chloro-4-fluoroaniline (181mg, ex Lancaster) afforded the title compound (91mg).

- 5 NMR (DMSO-d<sub>6</sub>)  $\delta$  0.89-0.95 (2H, m), 1.15-1.20 (3H, m), 1.44-1.46 (1H, m), 1.62-1.72 (5H, m), 3.05 (2H, t), 7.27 (1H, m), 7.55 (2H, m), 8.52 (1H, t), 8.60 (1H, s), 10.00 (1H, s)  
 LC/MS, t = 3.73 min, Molecular ion observed (MH<sup>+</sup>) = 431 consistent with the molecular formula C<sub>19</sub>H<sub>19</sub>N<sub>4</sub>O F<sub>4</sub><sup>35</sup>Cl

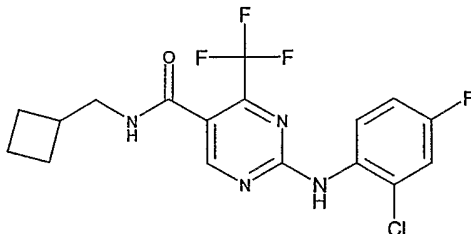
- 10 Example 223: 2-(2,4-Difluoro-phenylamino)-4-trifluoromethyl-pyrimidine-5-carboxylic acid cyclobutylmethyl-amide



In a manner similar to Example 166, 2-chloro-4-trifluoromethyl-pyrimidine-5-carboxylic acid cyclobutylmethyl-amide (80mg) and 2,4-difluoroaniline (198mg, ex Lancaster) afforded the title compound (82mg) after purification by trituration with isohexane / diethylether.

- 15 NMR (DMSO-d<sub>6</sub>)  $\delta$  1.67-2.01 (6H, m), 2.47 (1H, m), 3.23 (2H, t), 7.10 (1H, t), 7.35 (1H, m), 7.52 (1H, m), 8.53 (1H, t), 8.62 (1H, s), 10.00 (1H, s)  
 LC/MS, t = 3.40 min, Molecular ion observed (MH<sup>+</sup>) = 386 consistent with the molecular formula C<sub>17</sub>H<sub>15</sub>N<sub>4</sub>O F<sub>5</sub>

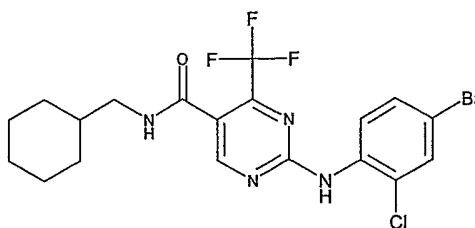
- 20 Example 224: 2-(2-Chloro-4-fluoro-phenylamino)-4-trifluoromethyl-pyrimidine-5-carboxylic acid cyclobutylmethyl-amide



In a manner similar to Example 166, 2-chloro-4-trifluoromethyl-pyrimidine-5-carboxylic acid cyclobutylmethyl-amide (80mg) and 2-chloro-4-fluoroaniline (198mg, ex Lancaster) afforded the title compound (80mg) after purification by trituration with 2N hydrochloric acid.

- 25 NMR (DMSO-d<sub>6</sub>)  $\delta$  1.67-2.00 (6H, m), 2.46 (1H, m), 3.23 (2H, t), 7.27 (1H, m), 7.55 (2H, m), 8.52 (1H, t), 8.58 (1H, s), 9.90 (1H, s)  
 LC/MS, t = 3.51 min, Molecular ion observed (MH<sup>+</sup>) = 403 consistent with the molecular formula C<sub>17</sub>H<sub>15</sub>N<sub>4</sub>O F<sub>4</sub><sup>35</sup>Cl

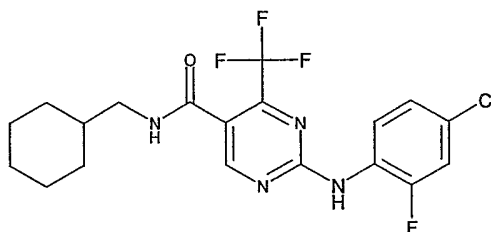
- 30 Example 225: 2-(2-Chloro-4-bromo-phenylamino)-4-trifluoromethyl-pyrimidine-5-carboxylic acid cyclohexylmethyl-amide



In a manner similar to Example 166, 2-chloro-4-trifluoromethyl-pyrimidine-5-carboxylic acid cyclohexylmethyl-amide (80mg) and 2-chloro-4-bromoaniline (257 mg, ex Lancaster) afforded the title compound (96mg) after purification by trituration with 2N hydrochloric acid.

- 5 NMR (DMSO-d<sub>6</sub>)  $\delta$  0.89-0.95 (2H, m), 1.15-1.20 (3H, m), 1.44-1.46 (1H, m), 1.62-1.72 (5H, m), 3.05 (2H, t), 7.52 (1H, d), 7.58 (1H, dd), 7.82 (1H, d), 8.55 (1H t), 8.63 (1H, s), 10.00 (1H, s)  
LC/MS,  $t = 3.97$  min, Molecular ion observed ( $MH^+$ ) = 493 consistent with the molecular formula  $C_{19}H_{19}N_4O F_3^{35}Cl^{81}Br$

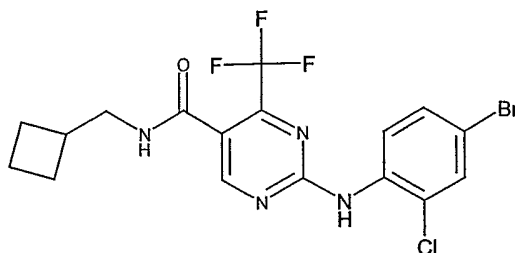
- 10 Example 226: 2-(2-Fluoro-4-chloro-phenylamino)-4-trifluoromethyl-pyrimidine-5-carboxylic acid cyclohexylmethyl-amide



In a manner similar to Example 166, 2-chloro-4-trifluoromethyl-pyrimidine-5-carboxylic acid cyclohexylmethyl-amide (80mg) and 2-fluoro-4-chloroaniline (180mg, ex Lancaster) afforded the title compound (73mg) after purification by trituration with 2N hydrochloric acid.

- 15 NMR (DMSO-d<sub>6</sub>)  $\delta$  0.95-0.98 (2H, m), 1.15-1.20 (3H, m), 1.44-1.46 (1H, m), 1.66-1.72 (5H, m), 3.05 (2H, t), 7.31 (1H, d), 7.53 (1H, dd), 7.60 (1H, t), 8.55 (1H t), 8.66 (1H, s), 10.00 (1H, s)  
LC/MS,  $t = 3.79$  min, Molecular ion observed ( $MH^+$ ) = 431 consistent with the molecular formula  $C_{19}H_{19}N_4O F_4^{35}Cl$

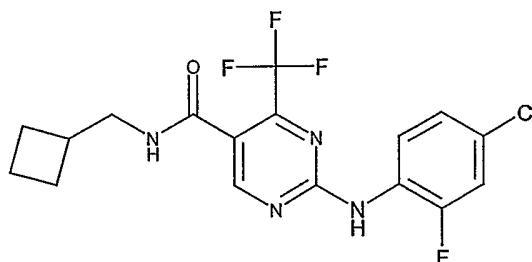
- 20 Example 227: 2-(2-Chloro-4-bromo-phenylamino)-4-trifluoromethyl-pyrimidine-5-carboxylic acid cyclobutylmethyl-amide



In a manner similar to Example 166, 2-chloro-4-trifluoromethyl-pyrimidine-5-carboxylic acid cyclobutylmethyl-amide (80mg) and 2-chloro-4-bromoaniline (281mg, ex Lancaster) afforded the title compound (103mg) after purification by trituration with 2N hydrochloric acid.

- 25 NMR (DMSO-d<sub>6</sub>)  $\delta$  1.67-2.00 (6H, m), 2.45 (1H, m), 3.23 (2H, t), 7.50 (1H, d), 7.58 (1H, dd), 7.82 (1H, d), 8.53 (1H t), 8.61 (1H, s), 10.00 (1H, s)  
LC/MS,  $t = 3.77$  min, Molecular ion observed ( $MH^+$ ) = 465 consistent with the molecular formula  $C_{17}H_{15}N_4O F_3^{35}Cl^{81}Br$
- 30

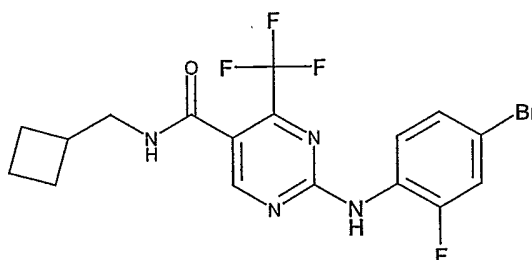
Example 228: 2-(2-Fluoro-4-chloro-phenylamino)-4-trifluoromethyl-pyrimidine-5-carboxylic acid cyclobutylmethyl-amide



- 5 In a manner similar to Example 166, 2-chloro-4-trifluoromethyl-pyrimidine-5-carboxylic acid cyclobutylmethyl-amide (80mg) and 2-fluoro-4-chloroaniline (198mg, ex Lancaster) afforded the title compound (94mg) after purification by trituration with 2N hydrochloric acid.  
NMR (DMSO-d<sub>6</sub>) δ 1.67-2.08 (6H, m), 2.45 (1H, m), 3.23 (2H, t), 7.31 (1H, d), 7.53 (1H, dd), 7.60 (1H, t), 8.53 (1H t), 8.64 (1H, s), 10.00 (1H, s)
- 10 LC/MS, t = 3.59 min, Molecular ion observed (MH<sup>+</sup>) = 403 consistent with the molecular formula C<sub>17</sub>H<sub>15</sub>N<sub>4</sub>O F<sub>4</sub> <sup>35</sup>Cl

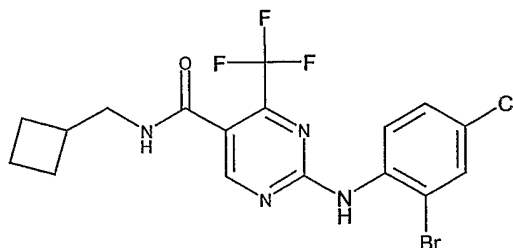
Example 229: 2-(2-Fluoro-4-bromo-phenylamino)-4-trifluoromethyl-pyrimidine-5-carboxylic acid cyclobutylmethyl-amide

15



- In a manner similar to Example 166, 2-chloro-4-trifluoromethyl-pyrimidine-5-carboxylic acid cyclobutylmethyl-amide (80mg) and 2-fluoro-4-bromoaniline (259mg, ex Lancaster) afforded the title compound (95mg) after purification by trituration with 2N hydrochloric acid.
- 20 NMR (DMSO-d<sub>6</sub>) δ 1.67-2.00 (6H, m), 2.45 (1H, m), 3.23 (2H, t), 7.43 (1H, d), 7.54 (1H, t), 7.63 (1H, dd), 8.53 (1H t), 8.64 (1H, s), 10.00 (1H, s)
- LC/MS, t = 3.63 min, Molecular ion observed (MH<sup>+</sup>) = 449 consistent with the molecular formula C<sub>17</sub>H<sub>15</sub>N<sub>4</sub>O F<sub>4</sub> <sup>81</sup>Br

- 25 Example 230: 2-(2-Bromo-4-chloro-phenylamino)-4-trifluoromethyl-pyrimidine-5-carboxylic acid cyclobutylmethyl-amide



In a manner similar to Example 166, 2-chloro-4-trifluoromethyl-pyrimidine-5-carboxylic acid cyclobutylmethyl-amide (80mg) and 2-bromo-4-chloroaniline (281mg, ex Lancaster) afforded the title compound (105mg) after purification by trituration with 2N hydrochloric acid.

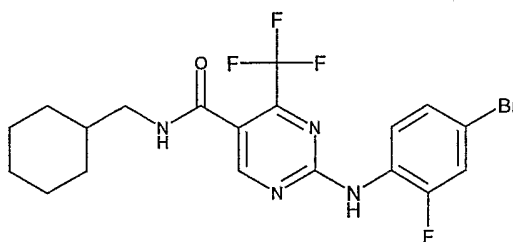
NMR (DMSO-d<sub>6</sub>) δ 1.67-2.08 (6H, m), 2.45 (1H, m), 3.23 (2H, t), 7.52 (2H, m), 7.85 (1H, s), 8.53 (1H, t), 8.60 (1H, s), 10.00 (1H, s)

5

LC/MS, t = 3.75 min, Molecular ion observed (MH<sup>+</sup>) = 465 consistent with the molecular formula C<sub>17</sub>H<sub>15</sub>N<sub>4</sub>O F<sub>3</sub> <sup>35</sup>Cl <sup>81</sup>Br

Example 231 2-(2-Fluoro-4-bromo-phenylamino)-4-trifluoromethyl-pyrimidine-5-carboxylic acid cyclohexylmethyl-amide

10



In a manner similar to Example 166, 2-chloro-4-trifluoromethyl-pyrimidine-5-carboxylic acid cyclohexylmethyl-amide (80mg) and 2-fluoro-4-bromoaniline (236mg, ex Lancaster) afforded the title compound (96mg) after purification by trituration with 2N hydrochloric acid.

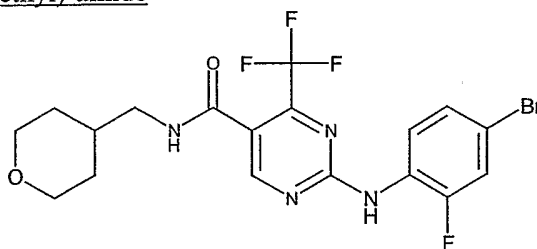
15

NMR (DMSO-d<sub>6</sub>) δ 0.90-0.92 (2H, m), 1.15-1.20 (3H, m), 1.44-1.46 (1H, m), 1.63-1.72 (5H, m), 3.05 (2H, t), 7.44 (1H, d), 7.55 (1H, t), 7.64 (1H, dd), 8.55 (1H, t), 8.66 (1H, s), 10.00 (1H, s)

LC/MS, t = 3.83 min, Molecular ion observed (MH<sup>+</sup>) = 477 consistent with the molecular formula C<sub>19</sub>H<sub>19</sub>N<sub>4</sub>O F<sub>4</sub> <sup>81</sup>Br

20

Example 232: 2-(2-Fluoro-4-bromo-phenylamino)-4-trifluoromethyl-pyrimidine-5-carboxylic acid (tetrahydro-pyran-4-ylmethyl)-amide



In a manner similar to Example 166, 2-chloro-4-trifluoromethyl-pyrimidine-5-carboxylic acid (tetrahydro-pyran-4-ylmethyl)-amide (80mg) and 2-fluoro-4-bromoaniline (235mg, ex Lancaster) afforded the title compound (100mg) after purification by trituration with 2N hydrochloric acid.

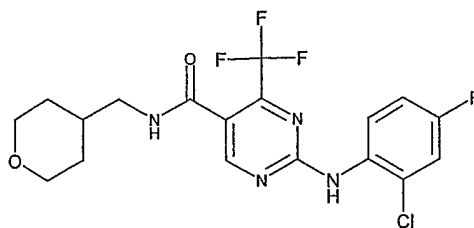
25

NMR (DMSO-d<sub>6</sub>) δ 1.16-1.23 (2H, m), 1.60 (2H, d), 1.71 (1H, m), 3.1 (2H, t), 3.25 (2H, m), 3.85 (2H, d), 7.43 (1H, d), 7.55 (1H, t), 7.64 (1H, dd), 8.60 (1H, t), 8.65 (1H, s), 10.10 (1H, s)

LC/MS, t = 3.28 min, Molecular ion observed (MH<sup>+</sup>) = 479 consistent with the molecular formula C<sub>18</sub>H<sub>17</sub>N<sub>4</sub>O<sub>2</sub>F<sub>4</sub> <sup>81</sup>Br

30

Example 233: 2-(2-Chloro-4-fluoro-phenylamino)-4-trifluoromethyl-pyrimidine-5-carboxylic acid (tetrahydro-pyran-4-ylmethyl)-amide

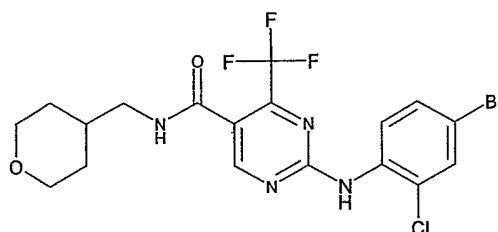


In a manner similar to Example 166, 2-chloro-4-trifluoromethyl-pyrimidine-5-carboxylic acid (tetrahydro-pyran-4-ylmethyl)-amide (80mg) and 2-chloro-4-fluoroaniline (180mg, ex Lancaster) afforded the title compound (95mg) after purification by trituration with 2N hydrochloric acid.

5 NMR (DMSO-d<sub>6</sub>) δ 1.14-1.23 (2H, m), 1.59 (2H, d), 1.71 (1H, m), 3.1 (2H, t), 3.25 (2H, m), 3.85 (2H, d), 7.27 (1H, m), 7.55 (2H, m), 8.58 (1H, t), 8.61 (1H, s), 10.00 (1H, s)

LC/MS, t = 3.14 min, Molecular ion observed (MH<sup>+</sup>) = 433 consistent with the molecular formula C<sub>18</sub>H<sub>17</sub>N<sub>4</sub>O<sub>2</sub>F<sub>4</sub><sup>35</sup>Cl

10 Example 234: 2-(2-Chloro-4-bromo-phenylamino)-4-trifluoromethyl-pyrimidine-5-carboxylic acid (tetrahydro-pyran-4-ylmethyl)-amide



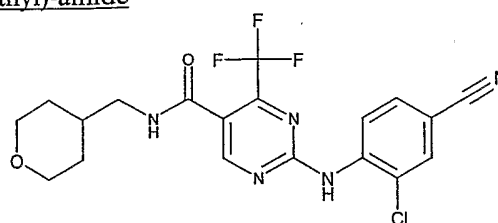
In a manner similar to Example 166, 2-chloro-4-trifluoromethyl-pyrimidine-5-carboxylic acid (tetrahydro-pyran-4-ylmethyl)-amide (80mg) and 2-chloro-4-bromoaniline (255mg, ex Lancaster) afforded the title compound (102mg) after purification by trituration with 2N hydrochloric acid.

15 NMR (DMSO-d<sub>6</sub>) δ 1.14-1.23 (2H, m), 1.58 (2H, d), 1.72 (1H, m), 3.1 (2H, t), 3.28 (2H, m), 3.84 (2H, d), 7.51 (1H, d), 7.59 (1H, dd), 7.82 (1H, d), 8.58 (1H, t), 8.63 (1H, s), 10.00 (1H, s)

LC/MS, t = 3.42 min, Molecular ion observed (MH<sup>+</sup>) = 495 consistent with the molecular formula

20 C<sub>18</sub>H<sub>17</sub>N<sub>4</sub>O<sub>2</sub>F<sub>3</sub><sup>35</sup>Cl<sup>81</sup>Br

Example 235: 2-(2-Chloro-4-cyano-phenylamino)-4-trifluoromethyl-pyrimidine-5-carboxylic acid (tetrahydro-pyran-4-ylmethyl)-amide

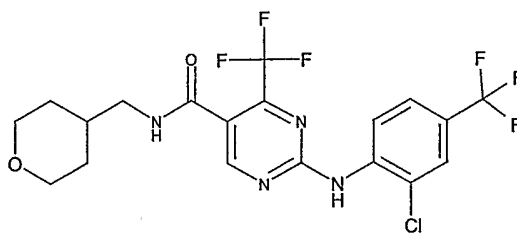


25 In a manner similar to Example 166, 2-chloro-4-trifluoromethyl-pyrimidine-5-carboxylic acid (tetrahydro-pyran-4-ylmethyl)-amide (80mg) and 2-chloro-4-cyanoaniline (188mg, ex Lancaster) afforded the title compound (22mg). Sample purified by mass directed auto-prep.

NMR (DMSO-d<sub>6</sub>) δ 1.14-1.23 (2H, m), 1.59 (2H, d), 1.72 (1H, m), 3.12 (2H, t), 3.23 (2H, m), 3.85 (2H, d), 7.87 (1H, d), 7.92 (1H, d), 8.14 (1H, s), 8.65 (1H, t), 8.75 (1H, s), 10.20 (1H, s)

30 LC/MS, t = 3.11 min, Molecular ion observed (MH<sup>+</sup>) = 440 consistent with the molecular formula C<sub>19</sub>H<sub>17</sub>N<sub>5</sub>O<sub>2</sub>F<sub>3</sub><sup>35</sup>Cl

Example 236: 2-(2-Chloro-4-trifluoromethyl-phenylamino)-4-trifluoromethyl-pyrimidine-5-carboxylic acid (tetrahydro-pyran-4-ylmethyl)-amide



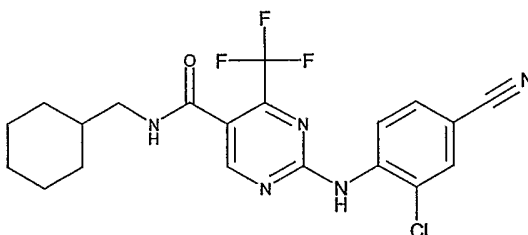
5

In a manner similar to Example 166, 2-chloro-4-trifluoromethyl-pyrimidine-5-carboxylic acid (tetrahydro-pyran-4-ylmethyl)-amide (80mg) and 2-chloro-4-trifluoromethylaniline (241mg, ex Lancaster) afforded the title compound (48mg). Sample purified by mass directed auto-prep.

10 NMR (DMSO-d<sub>6</sub>) δ 1.17-1.23 (2H, m), 1.59 (2H, d), 1.72 (1H, m), 3.12 (2H, t), 3.23 (2H, m), 3.85 (2H, d), 7.77 (1H, d), 7.88 (1H, d), 7.96 (1H, s), 8.63 (1H, t), 8.72 (1H, s), 10.15 (1H, s)  
LC/MS, t = 3.47 min, Molecular ion observed (MH<sup>+</sup>) = 483 consistent with the molecular formula C<sub>19</sub>H<sub>17</sub>N<sub>4</sub>O<sub>2</sub>F<sub>6</sub><sup>35</sup>Cl

Example 237: 2-(2-Chloro-4-cyano-phenylamino)-4-trifluoromethyl-pyrimidine-5-carboxylic acid cyclohexylmethyl-amide

15

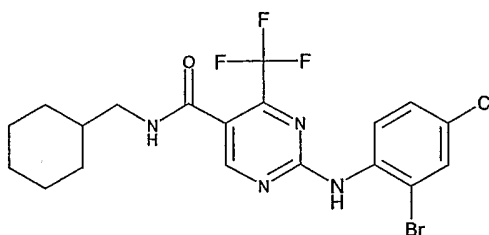


In a manner similar to Example 166, 2-chloro-4-trifluoromethyl-pyrimidine-5-carboxylic acid cyclohexylmethyl-amide (80mg) and 2-chloro-4-cyanoaniline (189mg, ex Lancaster) afforded the title compound (15mg). Sample purified by mass directed auto-prep.

20 NMR (DMSO-d<sub>6</sub>) δ 0.90 (2H, m), 1.15-1.23 (3H, m), 1.44-1.46 (1H, m), 1.67-1.73 (5H, m), 3.06 (2H, t), 7.87 (1H, dd), 7.92 (1H, d), 8.14 (1H, d), 8.58 (1H t), 8.74 (1H, s), 10.10 (1H, s)  
LC/MS, t = 3.67 min, Molecular ion observed (MH<sup>+</sup>) = 438 consistent with the molecular formula C<sub>20</sub>H<sub>19</sub>N<sub>5</sub>O F<sub>3</sub><sup>35</sup>Cl

Example 238: 2-(2-Bromo-4-chloro-phenylamino)-4-trifluoromethyl-pyrimidine-5-carboxylic acid cyclohexylmethyl-amide

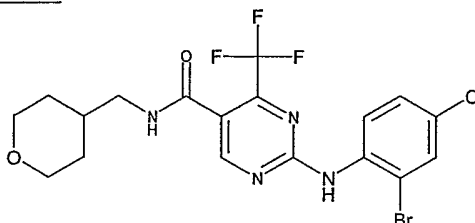
25



In a manner similar to Example 166, 2-chloro-4-trifluoromethyl-pyrimidine-5-carboxylic acid cyclohexylmethyl-amide (80mg) and 2-bromo-4-chloroaniline (257mg, ex Lancaster) afforded the title compound (23mg). Sample purified by mass directed auto-prep.

- 5 NMR (DMSO-d<sub>6</sub>) δ 0.89-0.95 (2H, m), 1.15-1.20 (3H, m), 1.44-1.46 (1H, m), 1.62-1.72 (5H, m), 3.04 (2H, t), 7.52 (2H, m), 7.85 (1H, d), 8.53 (1H, t), 8.61 (1H, s), 10.00 (1H, s)  
LC/MS, t = 3.94 min, Molecular ion observed (MH<sup>+</sup>) = 493 consistent with the molecular formula C<sub>19</sub>H<sub>19</sub>N<sub>4</sub>O F<sub>3</sub><sup>35</sup>Cl<sup>81</sup>Br

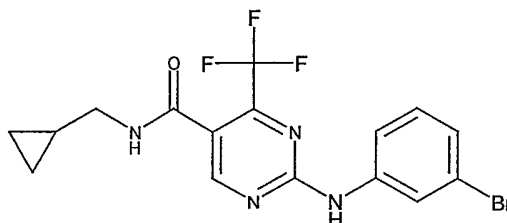
10 Example 239: 2-(2-Bromo-4-chloro-phenylamino)-4-trifluoromethyl-pyrimidine-5-carboxylic acid (tetrahydro-pyran-4-ylmethyl)-amide



In a manner similar to Example 166, 2-chloro-4-trifluoromethyl-pyrimidine-5-carboxylic acid (tetrahydro-pyran-4-ylmethyl)-amide (80mg) and 2-bromo-4-chloroaniline (255mg, ex Lancaster) afforded the title compound (6mg). Sample purified by mass directed auto-prep.

- 15 NMR (DMSO-d<sub>6</sub>) δ 1.14-1.23 (2H, m), 1.58 (2H, d), 1.72 (1H, m), 3.1 (2H, t), 3.28 (2H, m), 3.84 (2H, d), 7.50 (2H, m), 7.82 (1H, d), 8.58 (1H, t), 8.63 (1H, s), 10.00 (1H, s)  
LC/MS, t = 3.40 min, Molecular ion observed (MH<sup>+</sup>) = 495 consistent with the molecular formula C<sub>18</sub>H<sub>17</sub>N<sub>4</sub>O<sub>2</sub>F<sub>3</sub><sup>35</sup>Cl<sup>81</sup>Br

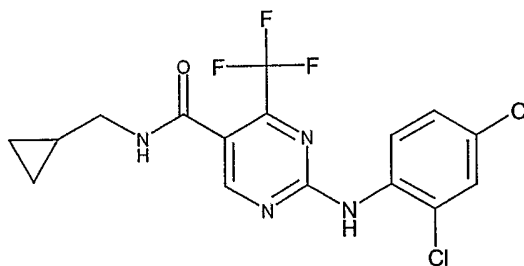
20 Example 240: 2-(3-Bromophenylamino)-4-trifluoromethyl-pyrimidine-5-carboxylic acid cyclopropylmethyl-amide



- 25 In a manner similar to Reference Example 1 (c) 2-(3-bromophenylamino)-4-trifluoromethyl-pyrimidine-5-carboxylic acid (80mg) and cyclopropylmethylamine (19mg, ex Lancaster) afforded the title compound (24mg). Sample purified by mass directed auto-prep.

- NMR (DMSO-d<sub>6</sub>) δ 0.22 (2H, m), 0.45 (2H, m), 1.67 (1H, m), 3.13 (2H, t), 7.23 (1H, d), 7.30 (1H, t), 7.72 (1H, d), 8.10 (1H, m), 8.68 (1H, t), 8.80 (1H, s), 10.60 (1H, s)  
30 LC/MS, t = 3.49 min, Molecular ion observed (MH<sup>+</sup>) = 417 consistent with the molecular formula C<sub>16</sub>H<sub>14</sub>N<sub>4</sub>O F<sub>3</sub><sup>81</sup>Br

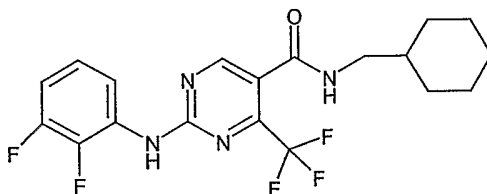
35 Example 241: 2-(2,4-Dichlorophenylamino)-4-trifluoromethyl-pyrimidine-5-carboxylic acid cyclopropylmethyl-amide



In a manner similar to Reference Example 1 (c) 2-(2,4-dichlorophenylamino)-4-trifluoromethyl-pyrimidine-5-carboxylic acid (80mg) and cyclopropylmethylamine (19mg, ex Lancaster) afforded the title compound (58mg).

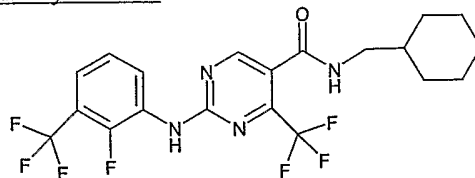
- 5 NMR (DMSO-d<sub>6</sub>) δ 0.22 (2H, m), 0.45 (2H, m), 1.67 (1H, m), 3.13 (2H, t), 7.23 (1H, d), 7.30 (1H, t), 7.72 (1H, d), 8.10 (1H, m), 8.68 (1H, t), 8.80 (1H, s), 10.60 (1H, s)  
LC/MS, t = 3.56 min, Molecular ion observed (MH<sup>+</sup>) = 405 consistent with the molecular formula C<sub>16</sub>H<sub>13</sub>N<sub>4</sub>O F<sub>3</sub> <sup>35</sup>Cl

10 Example 242: 2-(2,3-Difluorophenylamino)-4-trifluoromethyl-pyrimidine-5-carboxylic acid cyclohexylmethyl-amide.



- To a solution of 2-chloro-4-trifluoromethyl-pyrimidine-5-carboxylic acid cyclohexylmethyl-amide (Example 166a) (50mg) in 1,4-dioxan (1ml) was added 2,3-difluoroaniline (Aldrich) (113mg) and the mixture was stirred at reflux for 47 hours using a Radleys Greenhouse Parallel Synthesiser. The dioxan was removed using a nitrogen blow down unit. The residue was taken up into methanol (0.5ml) and dimethylsulfoxide (0.5ml) and purified using a mass directed auto-preparative system to give the title compound (16mg)
- 15 NMR (Chloroform-d<sub>6</sub>) δ 0.94-1.08 (2H, m), 1.15-1.34 (3H, m), 1.5-1.6 (>1H, m & water) 1.65-1.73 (1H, m), 1.73-1.83 (4H, m), 3.30 (2H, t), 5.91 (1H, bs) 6.88- 6.98 (1H, m) 7.08-7.1 (1H, m), 7.66 (1H, bs), 8.16-8.25 (1H, m), 8.75 (1H, s).
- 20 LC/MS t = 3.66min, [MH<sup>+</sup>] 415 consistent with the molecular formula C<sub>19</sub>H<sub>19</sub>F<sub>5</sub>N<sub>4</sub>O

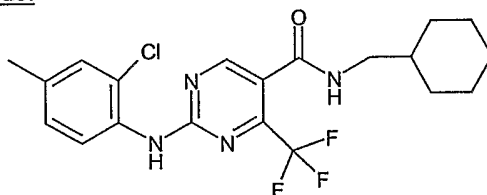
25 Example 243: 2-(2-Fluoro-3-trifluoromethyl-phenylamino)-4-trifluoromethyl-pyrimidine-5-carboxylic acid cyclohexylmethyl-amide.



- In a manner similar to Example 242, 2-chloro-4-trifluoromethyl-pyrimidine-5-carboxylic acid cyclohexylmethyl-amide (Example 166a) (50mg) in 1,4-dioxan (1ml) and 2-fluoro-3-trifluoromethylphenylamine (Aldrich) (156mg) were reacted to give the title compound (11mg)
- 30 NMR (Chloroform-d<sub>6</sub>) δ 0.94-1.08 (2H, m), 1.15-1.34 (3H, m), 1.55- 1.59 (1H, m), 1.65-1.73 (1H, m), 1.73-1.83 (4H, m), 3.30 (2H, t), 5.91 (1H, bs), 7.28- 7.37 (2H, m), 7.74 (1H, bs), 8.65-8.73 (1H, m), 8.77-8.80 (1H, m)

LC/MS t = 3.66min [MH<sup>+</sup>] = 465 consistent with the molecular formula C<sub>20</sub>H<sub>19</sub>F<sub>7</sub>N<sub>4</sub>O

Example 244: 2-(2-Chloro-4-methylphenylamino)-4-trifluoromethyl-pyrimidine-5-carboxylic acid cyclohexylmethyl-amide.



5

To a solution of 2-chloro-4-trifluoromethyl-pyrimidine-5-carboxylic acid cyclohexylmethyl-amide (Example 166a) (50mg) in 1,4-dioxan (1ml) was added 2-chloro-4-methylphenylamine (Aldrich) (109mg) the mixture was stirred at reflux for 24 hours using a Radleys Greenhouse Parallel Synthesiser. The dioxan was removed using a nitrogen blow down unit. The residue was

10

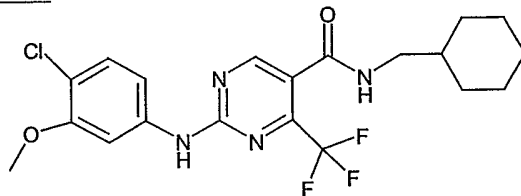
taken up into methanol (0.5ml) and dimethylsulfoxide (0.5ml) and purified using mass directed auto-preparative system to give the title compound ) (24mg)

NMR (Methanol-d<sub>6</sub>) δ 1.50-1.60 (2H, m), 1.70-1.89 (3H, m), 2.06-2.15 (1H, m), 2.2-2.26 (1H, m), 2.27-2.38 (4H, m), 2.88 (3H, s), 3.71 (2H, d), 7.68 (1H, d), 7.85 (1H, s), 8.31 (1H, d), 9.10 (1H, s).

15

LC/MS t = 3.81min, [MH<sup>+</sup>] = 427 consistent with the molecular formula C<sub>20</sub>H<sub>22</sub><sup>35</sup>Cl F<sub>3</sub>N<sub>4</sub>O

Example 245: 2-(4-Chloro-3-methoxyphenylamino)-4-trifluoromethyl-pyrimidine-5-carboxylic acid cyclohexylmethyl-amide.



20

In a manner similar to Example 243, 2-chloro-4-trifluoromethyl-pyrimidine-5-carboxylic acid cyclohexylmethyl-amide (Example 166a) (50mg) in 1,4-dioxan (1ml) and 4-chloro-3-methoxyphenylamine (Wychem) (122mg) were reacted to give the title compound (33mg)

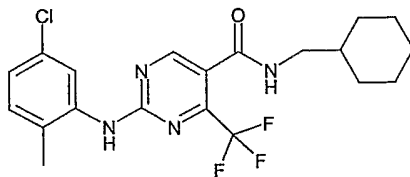
NMR (Methanol-d<sub>6</sub>) δ 0.95-1.06 (2H, m), 1.20-1.34 (3H, m), 1.55-1.64 (1H, m), 1.65-1.71 (1H, m), 1.72-1.85(4H, m), 3.19 (2H, d), 3.90 (3H, s), 7.18 (1H, dd), 7.27 (1H, d), 7.80 (1H, bs), 8.64 (1H,s).

25

LC/MS t = 3.79min, [MH<sup>+</sup>] 443 consistent with the molecular formula C<sub>20</sub>H<sub>22</sub><sup>35</sup>Cl F<sub>3</sub>N<sub>4</sub>O<sub>2</sub>

Example 246: 2-(5-Chloro-2-methylphenylamino)-4-trifluoromethyl-pyrimidine-5-carboxylic acid cyclohexylmethyl-amide.

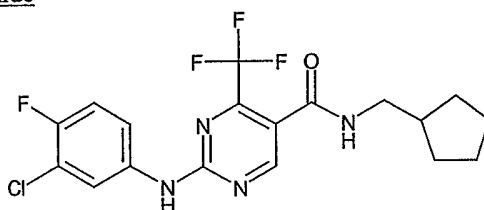
30



In a manner similar to Example 243, 2-chloro-4-trifluoromethyl-pyrimidine-5-carboxylic acid cyclohexylmethyl-amide (Example 166a) (50mg) in 1,4-dioxan (1ml) and 5-chloro-2-methyl aniline (Aldrich) (110mg) were reacted to give the title compound (36mg)

5 NMR (Methanol-d<sub>6</sub>) δ 1.47-1.59 (2H, m), 1.72-1.89 (3H, m), 2.05-2.18 (1H, m), 2.19-2.25 (1H, m), 2.31 (4H, t), 2.79 (3H, s), 3.71 (2H, d), 7.76 (1H, dd), 7.76 (1H, d), 8.17 (1H, d), 9.09 (1H, s)  
LC/MS t = 3.77min [MH<sup>+</sup>] = 427 consistent with the molecular formula C<sub>20</sub>H<sub>22</sub><sup>35</sup>ClF<sub>3</sub>N<sub>4</sub>O

Example 247: 2-(3-Chloro-4-fluoro-phenylamino)-4-trifluoromethyl-pyrimidine-5-carboxylic acid cyclopentylmethyl-amide



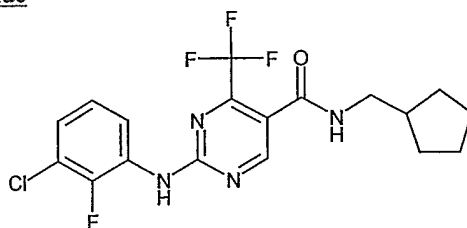
10

2-Chloro-4-trifluoromethyl-pyrimidine-5-carboxylic acid cyclopentylmethyl-amide (116mg Example 183a), 3-chloro-4-fluoroaniline (ex-Aldrich, 275mg), and 1,4-dioxan (1.2ml) were stirred at 100°C under nitrogen for 6h. The cooled reaction mixture was evaporated in vacuo, treated with ethyl acetate (5ml), washed with aqueous 2M hydrochloric acid (2 x 3ml), followed  
15 by brine, and dried (Na<sub>2</sub>SO<sub>4</sub>). The solution was evaporated in vacuo to give the title compound (104mg).

NMR δ (DMSO-d<sub>6</sub>) 1.15-1.32 (2H, m), 1.46-1.66 (4H, m), 1.66-1.78 (2H, m), 2.1 (1H, q), 3.17 (2H, t), 7.4 (1H, t), 7.63-7.7 (1H, m), 8.05 (1H, dd), 8.61 (1H, t), 8.79 (1H, s), 10.6 (1H, s).

20 LC/MS t = 3.7 min, Molecular ion observed [MH<sup>+</sup>] = 417 consistent with the molecular formula C<sub>18</sub>H<sub>17</sub>ClF<sub>4</sub>N<sub>4</sub>O.

Example 248: 2-(3-Chloro-2-fluoro-phenylamino)-4-trifluoromethyl-pyrimidine-5-carboxylic acid cyclopentylmethyl-amide

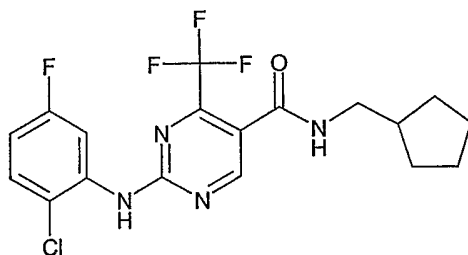


25 In a manner similar to Example 247, 3-chloro-2-fluoroaniline (ex-Acros, 275mg) was reacted for 18h, worked up analogously, then stirred in isohexane (6 ml), and filtered off to give the title compound (82mg).

NMR δ (CDCl<sub>3</sub>) 1.2-1.34 (2H, m), 1.55-1.76 (>4H, m + H<sub>2</sub>O), 1.78-1.89 (2H, m), 2.16 (1H, q), 3.41 (1H, t), 5.83-5.95 (1H, brt), 7.1-7.18 (2H, m), 7.28 (1H, s), 7.66 (1H, brs), 8.3-8.4 (1H, m),  
30 8.75 (1H, s).

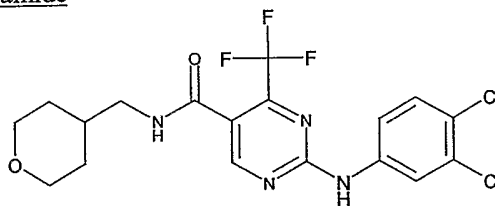
LC/MS t = 3.7 min, Molecular ion observed [MH<sup>+</sup>] 417 consistent with the molecular formula C<sub>18</sub>H<sub>17</sub>ClF<sub>4</sub>N<sub>4</sub>O.

35 Example 249: 2-(2-Chloro-5-fluoro-phenylamino)-4-trifluoromethyl-pyrimidine-5-carboxylic acid cyclopentylmethyl-amide



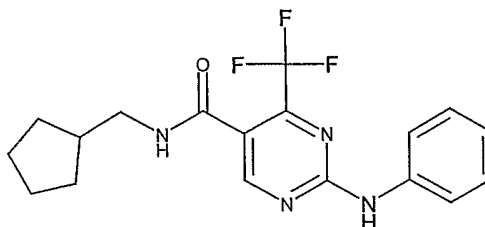
- 2-Chloro-4-trifluoromethyl-pyrimidine-5-carboxylic acid cyclopentylmethyl-amide (100mg Example 183a), 2-chloro-5-fluoroaniline (ex-Fluorochem, 237mg), and 1,4-dioxan (1 ml) were stirred at 100°C under nitrogen for 18h. The cooled reaction mixture was evaporated in vacuo, treated with ethyl acetate (5 ml), washed with aqueous 2M hydrochloric acid (2 x 3ml), followed by water (2x3 ml), and dried (Na<sub>2</sub>SO<sub>4</sub>). The solution was evaporated in vacuo and the residue purified by mass directed autopreparative purification to give the title compound (35mg).  
 NMR δ (CDCl<sub>3</sub>) 1.2-1.35 (2H, m), 1.53-1.76 (>4H, m + H<sub>2</sub>O), 1.78-1.90 (2H, m), 2.17 (1H, q), 3.41 (2H, dd), 5.9 (1H, brt), 7.0-7.11 (2H, m), 7.65-7.7 (1H, m) 8.56 (1H, dd), 8.79 (1H, s).  
 LC/MS t = 3.67 min, Molecular ion observed [MH<sup>+</sup>] 417 consistent with the molecular formula C<sub>18</sub>H<sub>17</sub>ClF<sub>4</sub>N<sub>4</sub>O.

Example 250: 2-(3,4-Dichlorophenylamino)-4-trifluoromethylpyrimidine-5-carboxylic acid (tetrahydro-pyran-4-ylmethyl)-amide



- In a manner similar to Reference Example 1(c) 2-(3,4-dichlorophenylamino)-4-trifluoromethyl-pyrimidine-5-carboxylic acid (30mg) and 4-aminomethyltetrahydropyran (20mg, ex CombiBlocks) afforded the title compound (38mg).  
 NMR (DMSO-d<sub>6</sub>) δ 1.18-1.25 (2H, m), 1.62 (2H, d), 1.74 (1H, m), 3.1 (2H, t), 3.25 (2H, m), 3.85 (2H, d), 7.60 (1H, t), 7.69 (1H, m), 8.16 (1H, dd), 8.64 (1H, t), 8.84 (1H, s), 10.70 (1H, s)  
 LC/MS, t = 3.45 min, Molecular ion observed (MH<sup>+</sup>) = 449 consistent with the molecular formula C<sub>18</sub>H<sub>17</sub>N<sub>4</sub>O<sub>2</sub><sup>35</sup>Cl<sub>2</sub>F<sub>3</sub>

Example 251: 2-(Phenylamino)-4-trifluoromethyl-pyrimidine-5-carboxylic acid cyclopentylmethyl-amide

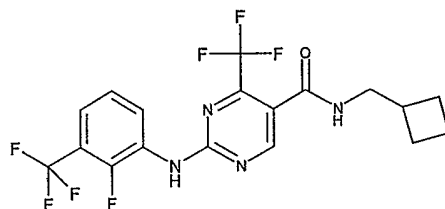


In a manner similar to Reference Example 1 (c), 2-(Phenylamino)-4-trifluoromethyl-pyrimidine-5-carboxylic acid (30mg) and cyclopentylmethylamine hydrochloride (21mg) afforded the title compound (32mg) after purification by trituration with diethylether.

NMR (DMSO-d<sub>6</sub>)  $\delta$  1.20-1.25 (2H, m), 1.48-1.72 (6H, m), 2.07 (1H, m), 3.13 (2H, t), 7.04 (1H, t), 7.34 (2H, t), 7.74 (2H, d), 8.58 (1H, t), 8.70 (1H s), 10.35 (1H, s)  
 LC/MS, t = 3.52 min, Molecular ion observed (MH<sup>+</sup>) = 365 consistent with the molecular formula C<sub>18</sub>H<sub>19</sub>N<sub>4</sub>O F<sub>3</sub>

5

Example 252: 2-(2-Fluoro-3-trifluoromethyl-phenylamino)-4-trifluoromethyl-pyrimidine-5-carboxylic acid cyclobutylmethyl-amide



10

2-Chloro-4-trifluoromethyl-pyrimidin-5-carboxylic acid cyclobutylmethyl-amide (200mg) in 2-fluoro-3-(trifluoromethyl)aniline (0.5ml) was heated at 180°C under microwave irradiation for 30 minutes. The residue was dissolved in dichloromethane and purified over silica gel (Merck 9385) using the Biotage Horizon system eluting with 10% ethylacetate / isohexane to 100% ethyl acetate gradient to afford the title compound.

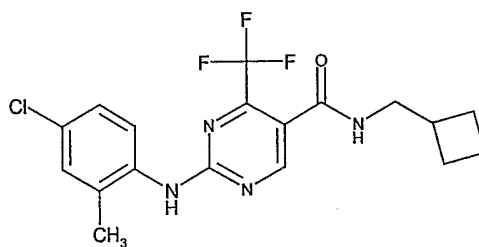
15

NMR (CDCl<sub>3</sub>)  $\delta$  1.70-1.81 (2H, m), 1.86-2.00 (2H, m), 2.07-2.17 (2H, m), 2.51-2.65 (1H, m), 3.48 (2H, dd), 5.78-5.86 (1H, m), 7.25-7.36 (2H, m), 7.70-7.76 (1H, bs), 8.64-8.72 (1H, m), 8.75-8.79 (1H, s)

20

LC/MS, t = 3.64min, Molecular ion observed (MH<sup>+</sup>) = 437 consistent with the molecular formula C<sub>18</sub>H<sub>15</sub>F<sub>7</sub>N<sub>4</sub>O

Example 253: 2-(2-Methyl-4-chloro-phenylamino)-4-trifluoromethyl-pyrimidine-5-carboxylic acid cyclobutylmethyl-amide



25

To a solution of 2-chloro-4-trifluoromethyl-pyrimidin-5-carboxylic acid cyclobutylmethyl-amide (50mg) in 1,4-dioxan (1.0ml) was added 2-methyl-4-chloroaniline (120mg) and the solution heated at 180°C under microwave irradiation for 30 x 2 minutes. The residue was dissolved in 1:1 DMSO : methanol (1.0ml) and purified by Mass Directed Auto-Purification to afford the title compound (36mg).

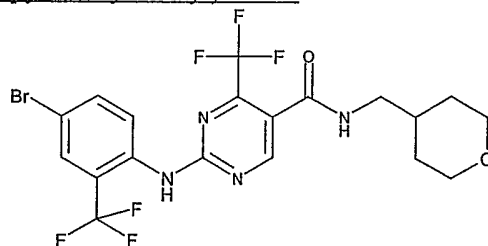
30

NMR (CDCl<sub>3</sub>)  $\delta$  1.79-1.80 (2H, m), 1.85-1.99 (2H, m), 2.05-2.16 (2H, m), 2.25-2.63 (1H, m), 5.74-5.83 (1H, m), 7.15 (1H, bs), 7.2-7.78 (2H, m), 7.81 (1H, d), 8.66 (1H, s)

35

LC/MS, t = 3.6min, Molecular ion observed (MH<sup>+</sup>) = 398 consistent with the molecular formula C<sub>18</sub>H<sub>18</sub>Cl F<sub>3</sub> N<sub>4</sub> O

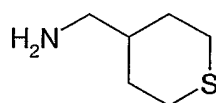
Example 254: 2-(2-Trifluoromethyl-4-bromo-phenylamino)-4-trifluoromethyl-pyrimidine-5-carboxylic acid (tetrahydro-pyran-4-ylmethyl)-amide



- 5 2-Chloro-4-trifluoromethyl-pyrimidin-5-carboxylic acid (tetrahydro-pyran-4-ylmethyl)-amide (80mg) in 2- trifluoromethyl-4-bromoaniline (0.5ml) was heated at 190°C under microwave irradiation for 20 minutes. The sample was purified by mass directed auto-purification to afford the title compound (21mg).  
 NMR (DMSO-d<sub>6</sub>) δ 1.15-1.23 (2H, m), 1.57 (2H, d), 1.60 (1H, m), 3.09 (2H, t), 3.26 (2H, t), 3.84 (2H, d), 7.51 (1H, d), 7.95 (2H, m), 8.58 (2H, s,t), 10.00 (1H, s)  
 10 LC/MS, t = 3.41 min, Molecular ion observed (MH<sup>+</sup>) = 529 consistent with the molecular formula C<sub>19</sub>H<sub>17</sub>N<sub>4</sub>O<sub>2</sub>F<sub>6</sub><sup>81</sup>Br

15 Example 255: 2-(3-Chlorophenylamino)-4-trifluoromethyl-pyrimidine-5-carboxylic acid (tetrahydrothiopyran-4-ylmethyl) amide

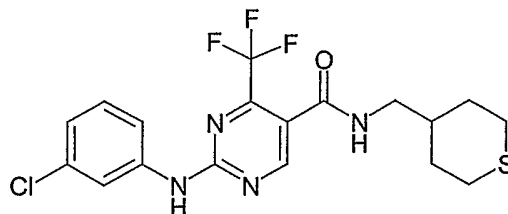
a) 4-(Aminomethyl)tetrahydrothiopyran



- 20 A solution of borane-tetrahydrofuran complex (1M in tetrahydrofuran, 11ml) was added over 5minutes to a solution of tetrahydro-2H-thiopyran-4-carbonitrile (1.27g) [Heimgartner et al, Helv. Chim. Acta 80(5), 1528 (1997)] in dry tetrahydrofuran (5ml) under nitrogen at room temperature. The solution was heated at reflux overnight, then cooled to 20°C. Methanol (15ml) was added dropwise keeping the temperature below 25°C, then the mixture was cooled to 0°C and dry  
 25 hydrogen chloride was bubbled through for 15mins. The resulting mixture was heated at reflux for 1.5 hours, evaporated and the residue re-evaporated twice from methanol. Ether (30ml) was added giving a white oily solid. The ether was decanted and the residue was dissolved in water (30ml) and extracted with dichloromethane (2 x 30ml). The remaining aqueous was made  
 30 strongly basic with sodium hydroxide and extracted with dichloromethane (2 x 30ml). The combined extracts were dried over potassium carbonate and evaporated to give the title compound (390mg)

NMR (DMSO) δ 1.2 (5H, m), 2.0 (2H, m), 2.36 (2H, m), 2.55 (4H, m).

- 35 b) 2-(3-Chlorophenylamino)-4-trifluoromethyl-pyrimidine-5-carboxylic acid (tetrahydrothiopyran-4-ylmethyl) amide



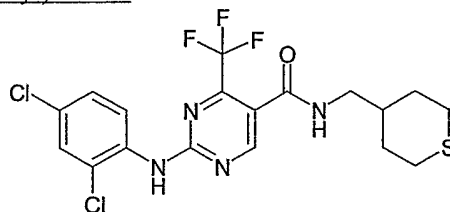
In a manner similar to Reference Example 1b) 2-(3-chlorophenylamino)-4-trifluoromethylpyrimidine-5-carboxylic acid (95 mg) and 4-(aminomethyl)tetrahydrothiopyran (79mg) (above) gave the title compound (92mg).

5

NMR (DMSO-d<sub>6</sub>) δ 1.26 (2H, m), 1.55 (1H, m), 2.01 (2H, m), 2.60 (4H, m), 3.10 (2H, t), 7.09 (1H, m), 7.37 (1H, t), 7.65 (1H, m), 7.96 (1H, m), 8.63 (1H, t), 8.81 (1H, s), 10.6 (1H, s).  
LC/MS CF111437, t = 3.61 min, Molecular ion observed (MH<sup>+</sup>) = 431 consistent with the molecular formula C<sub>18</sub>H<sub>18</sub><sup>35</sup>ClF<sub>3</sub>N<sub>4</sub>OS

10

Example 256: 2-(2,4-Dichlorophenylamino)-4-trifluoromethyl-pyrimidine-5-carboxylic acid (tetrahydrothiopyran-4-ylmethyl) amide



In a manner similar to Reference Example 1b) 2-(2,4-dichlorophenylamino)-4-trifluoromethyl-pyrimidine-5-carboxylic acid (106 mg) and 4-(aminomethyl)tetrahydrothiopyran (79mg) (Example 255a) gave the title compound (82mg).

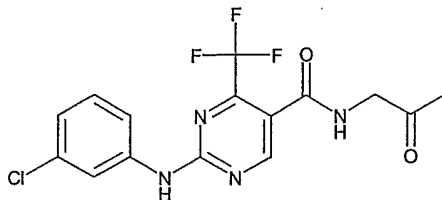
15

NMR (DMSO-d<sub>6</sub>) δ 1.27 (2H, m), 1.55 (1H, m), 2.00 (2H, m), 2.59 (4H, m), 3.08 (2H, t), 7.47 (1H, m), 7.57 (1H, d), 7.72 (1H, m), 8.59 (1H, t), 8.64 (1H, s), 10.0 (1H, s).

20

LC/MS CF111493, t = 3.70 min, Molecular ion observed (MH<sup>+</sup>) = 465 consistent with the molecular formula C<sub>18</sub>H<sub>17</sub><sup>35</sup>Cl<sub>2</sub>F<sub>3</sub>N<sub>4</sub>OS

Example 263: 2-(3-Chlorophenylamino)-4-trifluoromethyl-pyrimidine-5-carboxylic acid (2-oxo-propyl)-amide



25

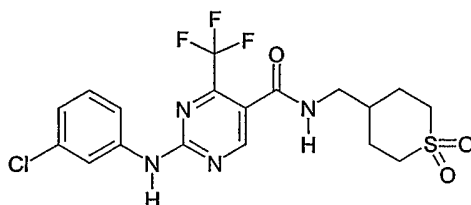
To a stirred solution of 2-(3-chloro-phenylamino)-trifluoromethyl-pyrimidine-5-carboxylic acid (2-hydroxy-propyl)-amide (200mg) in dimethylsulfoxide (6.0ml) and triethylamine (324mg) at 0°C was added a solution of sulphur trioxide-pyridine complex (250mg) in dimethylsulfoxide (6.0ml). This was allowed to warm to room temperature and after 2 hours the mixture was diluted with dichloromethane and washed twice with 0.1N hydrochloric acid. The organic layer was dried

30

(Na<sub>2</sub>SO<sub>4</sub>) and evaporated. The sample was purified by mass directed auto-purification to afford the title compound (91mg).

5 NMR (DMSO-d<sub>6</sub>) δ 2.15 (3H, s), 4.13 (2H, d), 7.10 (1H, d), 7.36 (1H, t), 7.67 (1H, d), 7.96 (1H, s), 8.84 (1H, s), 8.94 (1H, t), 10.55 (1H, s)  
 LC/MS, t = 3.18 min, Molecular ion observed (MH<sup>+</sup>) = 373 consistent with the molecular formula C<sub>15</sub>H<sub>12</sub>N<sub>4</sub>O<sub>2</sub>F<sub>3</sub><sup>35</sup>Cl

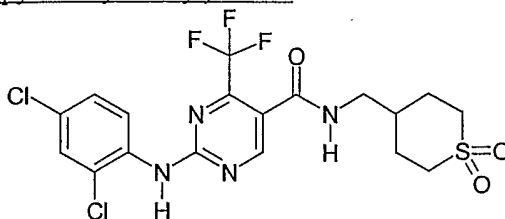
10 Example 264: 2-(3-Chlorophenylamino)-4-trifluoromethylpyrimidine-5-carboxylic acid (dioxo-hexahydro-1H-thiopyran-4-ylmethyl)-amide



15 2-(3-Chlorophenylamino)-4-trifluoromethylpyrimidine-5-carboxylic acid (tetrahydro-thiopyran-4-ylmethyl)-amide ( Example 255) (82mg) was dissolved in dichloromethane (15ml) and cooled in an ice bath. A solution of 3-chloroperbenzoic acid (95mg ; Lancaster 50-56%) in dichloromethane (5ml) was added dropwise over 5 mins. The resulting solution was stirred at room temp for 2 hrs then a saturated solution of sodium sulphite (10ml) was added and the mixture was stirred for 15 mins. Dichloromethane (20ml), saturated sodium bicarbonate solution  
 20 (20ml) and water (30ml) were added, separated and the organics were washed with water (2 x 30ml), dried over magnesium sulphate and evaporated to an oil. Purification by chromatography on silica gel (dichloromethane/methanol 10:1)gave the title compound (17 mg).

25 LC/MS t = 3.09 min, Molecular ion observed (MH<sup>+</sup>) = 463 consistent with the molecular formula C<sub>18</sub>H<sub>18</sub><sup>35</sup>ClF<sub>3</sub>N<sub>4</sub>O<sub>3</sub>S

Example 265: 2-(2,4-Dichlorophenylamino)-4-trifluoromethylpyrimidine-5-carboxylic acid (dioxo-hexahydro-1H-thiopyran-4-ylmethyl)-amide



30

In a similar manner to Example 264, 2-(2,4-dichlorophenylamino)-4-trifluoromethylpyrimidine-5-carboxylic acid (tetrahydro-thiopyran-4-ylmethyl)-amide ( Example 256) (72mg) and 3-chloroperbenzoic acid (146mg) gave the title compound (63mg)

35

LC/MS  $t = 3.21$  min, Molecular ion observed ( $MH^+$ ) = 497 consistent with the molecular formula  $C_{18}H_{17}^{35}Cl_2F_3N_4O_3S$

Example 266: Preparation of Nanomilled Compound

5

2.5 g of compound of example 176 was weighed into a 10 ml centrifuge tube. 25 ml of 0.3mm yttrium zirconium (YTZ) ceramic milling beads (Manufacturer: Tosoh, Japan; Supplier: Glen Creston Ltd., batch no. 5280130030) was weighed into a 50 ml milling pot. 22.5 ml of aqueous 1.5% HPMC was measured with a measuring cylinder into a 100 ml beaker. This solution was homogenised for 3 seconds with an Ultra Turrax T25 homogeniser. Approximately 200 mg of the 2.5 g of the compound was added to the HPMC solution and homogenised at the lowest speed setting until the powder was wetted. This was repeated until all the compound had been added. The speed of the homogeniser was then increased to maximum and the suspension was homogenised for a further 3 minutes. This suspension was allowed to stand for 30 minutes in order to allow some of the foam to disperse. The suspension was then poured into the 50 ml pot containing the YTZ milling beads, stirring to release any trapped air. The lid to the pot was then fitted and the pot sealed with some Nesco film. This procedure was repeated for a second 50 ml nanomilling pot and both pots were placed on a Retsch mill and milled for a total of 8 hours.

10

15

20

The milling pots were removed from the Retsch mill and left to cool and for the foam to disperse overnight. In the morning the suspension and bead mixture was passed through a  $200\mu$ , 40 mm diameter screen. The contents from each 50 ml pot was washed with aqueous 1.5% HPMC: 10% of the original suspension volume (i.e. 2.5 ml). The suspension from the 2 pots was combined to make 1 batch. The suspension obtained from the method above was named the concentrate.

25

A sample of the concentrate was diluted 1 in 4 with aqueous 1.5% HPMC to give a nominal concentration of 25 mg/ml. This first dilution was assayed by HPLC. The concentration of the concentrate was calculated to be 91.21 mg/ml.

**HPLC conditions**

Column: Symmetry  $C_{18}$   $5\mu$  3.9x150 mm column; flow rate 1.0 ml/min; column temp  $40^\circ C$ .; UV detection at 280nm.

30

Mobile phase gradient: A: water + 0.1% trifluoro acetic acid (TFA)

B: acetonitrile + 0.1% TFA

**Table A: HPLC gradient**

Time (min.)	A (%)	B (%)
0	90	10
15	10	90
20	10	90
20.1	90	10

30	90	10
----	----	----

A particle size analysis was carried out on the Lecotrac laser particle size analyser. The results are shown in Table B along with the results from the starting material for comparison:

**Table B: Particle Size Analysis**

Compound	Pre-nanomilling		Post-nanomilling	
	50% percentile ( $\mu$ )	95% percentile ( $\mu$ )	50% percentile ( $\mu$ )	95% percentile ( $\mu$ )
Example 176	13.15	68.7	0.33	1.78

5

A dilution of nominally 15.0 mg/ml was prepared using 21.36 ml of the concentrate and (100 – 20.34) ml = 83.64 ml of diluent (aqueous 1.5% HPMC).

10 Compounds of Examples 19, 34, 194, 217, 228, 247 were nanomilled on a 1 g scale using the process described above and the particle size analysed pre and post nanomilling. The results are given in Table C.

**Table C.**

Compound	Pre-nanomilling		Post-nanomilling	
	50% percentile ( $\mu$ )	95% percentile ( $\mu$ )	50% percentile ( $\mu$ )	95% percentile ( $\mu$ )
Ex 247	13.2	68.7	0.64	2.53
Ex 217	5.70	34.9	0.34	1.30
Ex 19	5.22	25.5	0.40	1.40
	4.65	47.1	0.44	1.69
	6.78	33.7	0.56	1.97
	10.46	32.7	0.18	0.56

Formulations for pharmaceutical use incorporating compounds of the present invention either pre or post nanomilling can be prepared in various forms and with numerous excipients. Examples of such formulations are given below.

5 Example 267: Inhalant Formulation

A compound of formula (I) or a pharmaceutically acceptable derivative thereof, (1 mg to 100 mg) is aerosolized from a metered dose inhaler to deliver the desired amount of drug per use.

10 Example 268: Tablet Formulation

<u>Tablets/Ingredients</u>	<u>Per Tablet</u>
1. Active ingredient (Compound of formula (I) or pharmaceutically acceptable derivative)	40 mg
2. Corn Starch	20 mg
15 3. Alginic acid	20 mg
4. Sodium Alginate	20 mg
5. Mg stearate	1.3 mg

20 Procedure for tablet formulation:

Ingredients 1, 2, 3 and 4 are blended in a suitable mixer/blender. Sufficient water is added portion-wise to the blend with careful mixing after each addition until the mass is of a consistency to permit its conversion to wet granules. The wet mass is converted to granules by passing it through an oscillating granulator using a No. 8 mesh (2.38 mm) screen. The wet granules are then dried in an oven at 140°F (60°C) until dry. The dry granules are lubricated with ingredient 25 No. 5, and the lubricated granules are compressed on a suitable tablet press.

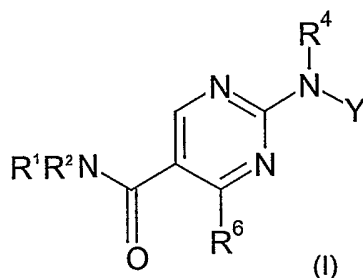
Example 269: Parenteral Formulation

30 A pharmaceutical composition for parenteral administration is prepared by dissolving an appropriate amount of a compound of formula (I) in polyethylene glycol with heating. This solution is then diluted with water for injections Ph Eur. (to 100 ml). The solution is then rendered sterile by filtration through a 0.22 micron membrane filter and sealed in sterile containers.

## Claims

1. A compound of formula (I):

5



10

wherein:

Y is phenyl, optionally substituted with one, two or three substituents;

R<sup>1</sup> is selected from hydrogen, C<sub>1-6</sub> alkyl, C<sub>3-6</sub> cycloalkyl and halosubstituted C<sub>1-6</sub> alkyl;

15

R<sup>2</sup> is (CH<sub>2</sub>)<sub>m</sub>R<sup>3</sup> where m is 0 or 1;

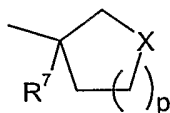
or R<sup>1</sup> and R<sup>2</sup> together with N to which they are attached form an optionally substituted 4- to 8- membered non-aromatic heterocyclyl ring;

R<sup>3</sup> is an optionally substituted 4- to 8- membered non-aromatic heterocyclyl group, an optionally substituted C<sub>3-8</sub> cycloalkyl group, an optionally substituted straight or branched C<sub>1-10</sub>

20

alkyl, a C<sub>5-7</sub> cycloalkenyl or R<sup>5</sup>;

R<sup>5</sup> is



25

wherein p is 0, 1 or 2 and X is CH<sub>2</sub> or O;

R<sup>6</sup> is methyl, chloro or CH<sub>x</sub>F<sub>n</sub> wherein n is 1, 2, or 3, x is 0, 1 or 2 and n and x add up to

3;

R<sup>7</sup> is OH, C<sub>1-6</sub>alkoxy, NR<sup>8a</sup>R<sup>8b</sup>, NHCOR<sup>9</sup>, NHSO<sub>2</sub>R<sup>9</sup>, SO<sub>q</sub>R<sup>9</sup>;

R<sup>8a</sup> is H or C<sub>1-6</sub>alkyl;

30

R<sup>8b</sup> is H or C<sub>1-6</sub>alkyl;

R<sup>9</sup> is C<sub>1-6</sub>alkyl;

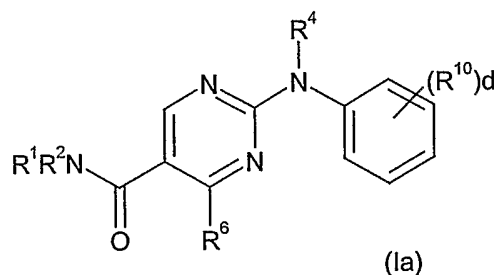
q is 0, 1 or 2;

or a pharmaceutically acceptable derivative thereof.

35

2. A compound as claimed in claim 1 wherein Y is a substituted phenyl.

3. A compound as claimed in claim 1 wherein the compound is of formula (Ia):



wherein;

wherein;

5  $R^1$  is selected from hydrogen,  $C_{1-6}$  alkyl,  $C_{3-6}$  cycloalkyl and halosubstituted  $C_{1-6}$  alkyl;

$R^2$  is  $(CH_2)_m R^3$  where  $m$  is 0 or 1;

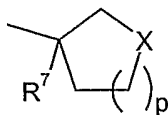
or  $R^1$  and  $R^2$  together with N to which they are attached form a 4- to 8- membered non-aromatic ring selected from azetidiny, pyrrolidiny, morpholiny, piperiziny, piperidiny, tetrahydropyridiny, azapine, oxapine, azacyclooctany, azaoxacyclooctany and  
 10 azathiacyclooctany any of which can be unsubstituted or substituted by one, two or three substituents selected from  $C_{1-6}$  alkyl,  $C_{1-6}$  alkoxy, a hydroxy group, a cyano group, halo, sulfonyl group, methylsulfonyl,  $NR^{8a}R^{8b}$ ,  $NHCOCH_3$ ,  $(=O)$ , and  $-CONHCH_3$ .

$R^3$  is 2- or 3- azetidiny, oxetany, thioxetany, thioxetany-*s*-oxide, thioxetany-*s*,*s*-dioxide, dioxalany, pyrrolidiny, tetrahydrofurany, tetrahydrothiopheny, morpholiny,  
 15 piperidiny, piperaziny, tetrahydropyrany, tetrahydrothiopyrany, thiomorpholiny, thiomorpholiny-*s*,*s*-dioxide, tetrahydropyridiny, azapine, oxapine, azacyclooctany, azaoxacyclooctany, azathiacyclooctany, oxacyclooctany, thiacyclooctany, a  $C_{3-8}$  cycloalkyl group, a straight or branched  $C_{1-10}$  alkyl, a  $C_{5-7}$  cycloalkenyl or  $R^5$ , any of which can be unsubstituted or substituted by one, two or three substituents selected from  $C_{1-6}$  alkyl,  $C_{1-6}$  alkoxy,  
 20 a hydroxy group, a cyano group, halo, sulfonyl group, methylsulfonyl,  $NR^{8a}R^{8b}$ ,  $NHCOCH_3$ ,  $(=O)$ , and  $-CONHCH_3$ ;

$R^{10}$  is selected from  $C_{1-6}$  alkyl, halosubstituted  $C_{1-6}$  alkyl,  $C_{1-6}$  alkoxy, a hydroxy group, a cyano group, halo, a  $C_{1-6}$  alkyl sulfonyl group,  $-CONH_2$ ,  $-NHCOCH_3$ ,  $-COOH$ , halosubstituted  $C_{1-6}$  alkoxy,  $SC_{1-6}$  alkyl and  $SO_2NR^{8a}R^{8b}$ ;

25  $R^4$  is selected from hydrogen,  $C_{1-6}$  alkyl,  $C_{3-6}$  cycloalkyl, or halosubstituted  $C_{1-6}$  alkyl,  $COCH_3$ , and  $SO_2Me$ ;

$R^5$  is



wherein  $p$  is 0, 1 or 2 and  $X$  is  $CH_2$  or  $O$ ;

30  $R^6$  is methyl, chloro or  $CH_x F_n$  wherein  $n$  is 1, 2, or 3,  $x$  is 0, 1 or 2 and  $n$  and  $x$  add up to 3;

$R^7$  is  $OH$ ,  $C_{1-6}$  alkoxy,  $NR^{8a}R^{8b}$ ,  $NHCOR^9$ ,  $NHSO_2R^9$ ,  $SO_2R^9$ ;

$R^{8a}$  is  $H$  or  $C_{1-6}$  alkyl;

$R^{8b}$  is  $H$  or  $C_{1-6}$  alkyl;

35  $R^9$  is  $C_{1-6}$  alkyl;

$q$  is 0, 1 or 2;

$d$  is 0, 1, 2 or 3

- or a pharmaceutically acceptable derivative thereof.
4. A compound as claimed in any one of claims 1 to 3 wherein R<sup>4</sup> is C<sub>1-6</sub>alkyl or hydrogen.
- 5 5. A compound as claimed in any one of claims 1 to 4 wherein R<sup>6</sup> is CF<sub>3</sub>.
6. A compound as claimed in claim 1 or 3 selected from any one of Examples 1 to 265 or a pharmaceutically acceptable derivative thereof.
- 10 7. A compound as claimed in any one of claims 1 to 6 nanoparticulate form.
8. A pharmaceutical composition comprising a compound as claimed in any one of claims 1 to 7 or a pharmaceutically acceptable derivative thereof.
- 15 9. A pharmaceutical composition as claimed in claim 8 further comprising a pharmaceutical carrier or diluent thereof.
10. A method of treating a human or animal subject suffering from a condition which is mediated by the activity of cannabinoid 2 receptors which comprises administering to said subject a therapeutically effective amount of a compound of formula (I) as claimed in any one of claims 1 to 7 or a pharmaceutically acceptable derivative thereof.
- 20 11. A method of treatment as claimed in claim 10 wherein the condition is an immune disorder, an inflammatory disorder, pain, osteoporosis, or a renal disorder.

**INTERNATIONAL SEARCH REPORT**

International Application No  
PCT/EP 03/09217

**A. CLASSIFICATION OF SUBJECT MATTER**

IPC 7 C07D239/42 C07D405/12 C07D409/12 C07D403/06 C07D401/06  
A61K31/505 A61K31/506

According to International Patent Classification (IPC) or to both national classification and IPC

**B. FIELDS SEARCHED**

Minimum documentation searched (classification system followed by classification symbols)

IPC 7 C07D

Documentation searched other than minimum documentation to the extent that such documents are included in the fields searched

Electronic data base consulted during the international search (name of data base and, where practical, search terms used)

EPO-Internal, CHEM ABS Data, BEILSTEIN Data, PAJ, WPI Data

**C. DOCUMENTS CONSIDERED TO BE RELEVANT**

Category °	Citation of document, with indication, where appropriate, of the relevant passages	Relevant to claim No.
X	WO 97 09315 A (SIGNAL PHARM INC ;SUTO MARK J (US); GOLDMAN MARK E (US); GAYO LEAH) 13 March 1997 (1997-03-13) see claim 2 and claims 4 and whole document	1-11
A	EP 0 569 912 A (HOECHST AG) 18 November 1993 (1993-11-18) especially examples 643,668,713,715 the whole document	1-11
	--- -/--	

Further documents are listed in the continuation of box C.

Patent family members are listed in annex.

° Special categories of cited documents :

- \*A\* document defining the general state of the art which is not considered to be of particular relevance
- \*E\* earlier document but published on or after the international filing date
- \*L\* document which may throw doubts on priority claim(s) or which is cited to establish the publication date of another citation or other special reason (as specified)
- \*O\* document referring to an oral disclosure, use, exhibition or other means
- \*P\* document published prior to the international filing date but later than the priority date claimed

- \*T\* later document published after the international filing date or priority date and not in conflict with the application but cited to understand the principle or theory underlying the invention
- \*X\* document of particular relevance; the claimed invention cannot be considered novel or cannot be considered to involve an inventive step when the document is taken alone
- \*Y\* document of particular relevance; the claimed invention cannot be considered to involve an inventive step when the document is combined with one or more other such documents, such combination being obvious to a person skilled in the art.
- \* & \* document member of the same patent family

Date of the actual completion of the international search

3 December 2003

Date of mailing of the international search report

11/12/2003

Name and mailing address of the ISA

European Patent Office, P.B. 5818 Patentlaan 2  
NL - 2280 HV Rijswijk  
Tel. (+31-70) 340-2040, Tx. 31 651 epo nl,  
Fax: (+31-70) 340-3016

Authorized officer

Scruton-Evans, I

## INTERNATIONAL SEARCH REPORT

International Application No

PCT/EP 03/09217

## C.(Continuation) DOCUMENTS CONSIDERED TO BE RELEVANT

Category °	Citation of document, with indication, where appropriate, of the relevant passages	Relevant to claim No.
A	HUFFMAN J W: "THE SEARCH FOR SELECTIVE LIGANDS FOR THE CB2 RECEPTOR" CURRENT PHARMACEUTICAL DESIGN, BENTHAM SCIENCE PUBLISHERS, SCHIPHOL, NL, vol. 6, no. 13, 2000, pages 1323-1337, XP000985661 ISSN: 1381-6128 the whole document -----	1-11

# INTERNATIONAL SEARCH REPORT

International application No.  
PCT/EP 03/09217

## Box I Observations where certain claims were found unsearchable (Continuation of item 1 of first sheet)

This International Search Report has not been established in respect of certain claims under Article 17(2)(a) for the following reasons:

1.  Claims Nos.:  
because they relate to subject matter not required to be searched by this Authority, namely:  
  
Although claims 10,11 are directed to a method of treatment of the human/animal body, the search has been carried out and based on the alleged effects of the compound/composition.
2.  Claims Nos.:  
because they relate to parts of the International Application that do not comply with the prescribed requirements to such an extent that no meaningful International Search can be carried out, specifically:
3.  Claims Nos.:  
because they are dependent claims and are not drafted in accordance with the second and third sentences of Rule 6.4(a).

## Box II Observations where unity of invention is lacking (Continuation of item 2 of first sheet)

This International Searching Authority found multiple inventions in this international application, as follows:

1.  As all required additional search fees were timely paid by the applicant, this International Search Report covers all searchable claims.
2.  As all searchable claims could be searched without effort justifying an additional fee, this Authority did not invite payment of any additional fee.
3.  As only some of the required additional search fees were timely paid by the applicant, this International Search Report covers only those claims for which fees were paid, specifically claims Nos.:
4.  No required additional search fees were timely paid by the applicant. Consequently, this International Search Report is restricted to the invention first mentioned in the claims; it is covered by claims Nos.:

### Remark on Protest

- The additional search fees were accompanied by the applicant's protest.
- No protest accompanied the payment of additional search fees.

# INTERNATIONAL SEARCH REPORT

Information on patent family members

International Application No

PCT/EP 03/09217

Patent document cited in search report	Publication date	Patent family member(s)	Publication date	
WO 9709315	A	13-03-1997	US 5811428 A	22-09-1998
			AU 726058 B2	26-10-2000
			AU 7013096 A	27-03-1997
			AU 726522 B2	09-11-2000
			AU 7163196 A	27-03-1997
			CA 2230894 A1	13-03-1997
			CA 2230896 A1	13-03-1997
			EP 0850228 A1	01-07-1998
			JP 11512390 T	26-10-1999
			JP 11512399 T	26-10-1999
			WO 9709325 A1	13-03-1997
			WO 9709315 A1	13-03-1997
			US 5935966 A	10-08-1999
			<hr style="border-top: 1px dashed black;"/>	
EP 0569912	A	18-11-1993	AU 3855493 A	18-11-1993
			EP 0569912 A1	18-11-1993
			HU 63941 A2	29-11-1993
			JP 6032784 A	08-02-1994
			ZA 9303373 A	09-12-1993
<hr style="border-top: 1px dashed black;"/>				