

①9



LATVIJAS REPUBLIKAS  
PATENTU VALDE

①1 LV 12752 B

⑤1 Int.cl. 7 A61K31/41  
A61P3/04  
C07D401/12  
C07D403/12

Latvijas patents uz izgudrojumu  
1995.g. 30.marta Latvijas Republikas likums

①2

## Īsziņas

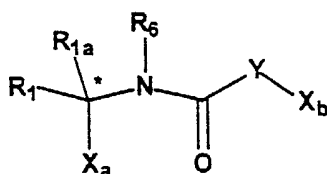
②1	Pieteikuma numurs:	P-01-132	⑦3	Īpašnieks(i):	BRISTOL-MYERS SQUIBB COMPANY; P.O. Box 4000, Princeton NJ 08543, US
②2	Pieteikuma datums:	06.09.2001	⑦2	Izgudrotājs(i):	Jeffrey ROBL (US), Joseph, A. TINO (US), Andres, S. HERNANDEZ (US), James, J. LI (US), Jun LI (US), Stephen, G. SWARTZ (US)
④1	Pieteikuma publikācijas datums:	20.11.2001	⑦4	Pilnvarotais vai pārstāvis:	Rita MEDVIDA, patentu aģentūra "ALFA-PAT-ENTS"; Virānes iela 2, Rīga LV-1073, LV
④5	Patenta publikācijas datums:	20.10.2003			
③0	Prioritāte:				
	124,131	12.03.1999			US
	154,919	21.09.1999			US
⑧6	PCT pieteikums:				
	PCT/US00/05704,	02.03.2000			
⑧7	PCT publikācija:				
	WO 00/54729,	21.09.2000			

⑤4 Virsraksts: **HETEROCIKLISKI AROMĀTISKIE SAVIENOJUMI, KAS PIELIETOJAMI AUGŠANAS HORMONA SEKRĒCIJAS VEICINĀŠANAI**

⑤7 Kopsavilkums: Aprakstīti heterocikliski aromātiski savienojumi, kas ir noderīgi kā endogēnā augšanas hormona veidošanās vai atbrīvošanās stimulatori, un ir lietojami aptaukošanās, osteoporozes (kaulu blīvuma uzlabošanai), muskuļu masas un spēka palielināšanai. Heterociklisko aromātisko savienojumu, to sāļu un stereoizomēru formulā (I) X<sub>a</sub> ir heteroarilgrupa, vēlams (a), (b) vai (c), R<sub>1</sub>, R<sub>1a</sub>, R<sub>6</sub>, Y, X<sub>b</sub>, A, B, Z, R<sub>3</sub>, R<sub>4</sub>, R<sub>4a</sub>, R<sub>5</sub> un R<sub>5a</sub> ir izgudrojuma aprakstā minētie.

## Izgudrojuma formula

## 1. Savienojums ar formulu

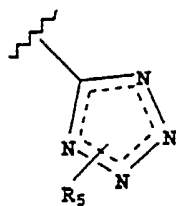


tā farmaceutiski pieņemamās sāļis, esteru tipa priekštečvielas un stereoizomēri, kur:

$R_1$  ir alkilgrupa, arilgrupa, alkenilgrupa, alkinilgrupa, aralkilgrupa, cikloalkilgrupa, cikloalkilalkilgrupa, alkoksialkilgrupa, aralkoksigrupa, ariloksialkilgrupa, heteroarilgrupa, cikloalkilalkoksialkilgrupa, heteroarilalkilgrupa, cikloheteroalkilgrupa, cikloheteroalkilalkilgrupa, pie tam visas šīs grupas ir neobligāti aizvietotas ar 1, 2 vai 3 aizvietotājiem no rindas: halogēna atoms,  $-OR_8$ ,  $-OC(O)R_8$ , alkilgrupa, fenilgrupa, fenoksigrupa, halogēnfenilgrupa, trifluormetilgrupa,  $-OCF_3$ ,  $-N(R_{8a})C(O)-R_8$  un  $-N(R_8)(R_{8a})$ ;

$R_{1a}$  ir ūdeņraža atoms, alkilgrupa vai cikloalkilgrupa;

$X_a$  ir heteroarilgrupa, proti:



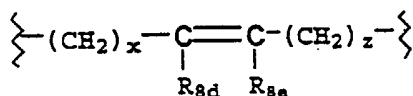
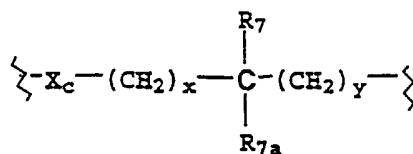
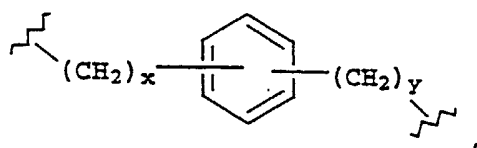
kur:

$R_5$  ir ūdeņraža atoms, alkilgrupa, arilgrupa, alkenilgrupa, arilalkenilgrupa, alkinilgrupa, aralkilgrupa, arilalkinilgrupa, cikloalkilalkilgrupa, alkoksialkilgrupa, ariloksialkilgrupa, aralkiloksialkilgrupa, heteroarilgrupa, cikloalkilalkoksi-alkilgrupa,  $-SO_2T_1$ ,  $-SO_2N(T_{1a})T_1$  vai heteroarilalkilgrupa, kur alkilgrupa, arilgrupa, alkenilgrupa, arilalkenilgrupa, alkinilgrupa, aralkilgrupa, arilalkinilgrupa, cikloalkilalkilgrupa, alkoksialkilgrupa, ariloksialkilgrupa, aralkiloksialkilgrupa, heteroarilgrupa, cikloalkilalkoksi-alkilgrupa vai heteroarilalkilgrupa, neatkarīgi viena no otras, ir neobligāti aizvietota ar 1 - 3 aizvietotājiem  $J_1$ ;

$R_{5a}$  un  $R_{5b}$  ir vienādi vai dažādi un, neatkarīgi viens no otra, ņemti no rindas: ūdeņraža atoms, alkilgrupa, arilgrupa, alkenilgrupa, arilalkenilgrupa, alkinilgrupa, aralkilgrupa, arilalkinilgrupa, cikloalkilalkilgrupa, alkoksialkilgrupa, ariloksialkilgrupa, aralkiloksialkilgrupa, heteroarilgrupa, cikloalkilalkoksi-alkilgrupa, heteroarilalkilgrupa un J1, kur alkilgrupa, arilgrupa, alkenilgrupa, arilalkenilgrupa, alkinilgrupa, aralkilgrupa, arilalkinilgrupa, cikloalkilalkilgrupa, alkoksialkilgrupa, ariloksialkilgrupa, aralkiloksialkilgrupa, heteroarilgrupa, heteroariloksialkilgrupa, cikloalkilalkoksialkilgrupa,

heteroarilalkilgrupa, neatkarīgi viena no otras, ir neobligāti aizvietota ar 1 - 3 aizvietotājiem J1;

Y ir



vai

kur x un y, neatkarīgi viens no otra, ir 0 - 3;

z ir 1 - 3;

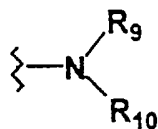
$X_c$  ir saite, -N- $R_{6a}$  vai -O-;

$R_7$  un  $R_{7a}$  ir vienādi vai dažādi un, neatkarīgi viens no otra, ņemti no rindas: ūdeņraža atoms, alkilgrupa, trifluormetilgrupa, fenilgrupa, arilgrupa, aralkilgrupa un cikloalkilgrupa; vai viens no/abi  $R_7$  un  $R_{7a}$ , neatkarīgi viens no otra, ir savienoti ar vienu no/abiem  $R_9$  un  $R_{10}$  (no  $X_b$ ), veidojot  $C_{1-5}$ alkilēngrupas tiltiņu, vai arī  $R_7$  un  $R_{7a}$  abi kopā veido  $C_{3-7}$ ciklu;

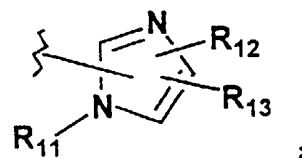
$R_6$ ,  $R_{6a}$ ,  $R_{6b}$ ,  $R_{6c}$ ,  $R_8$ ,  $R_{8a}$ ,  $R_{8b}$ ,  $R_{8c}$ ,  $R_{8d}$ ,  $R_{8e}$ ,  $R_{8f}$ ,  $R_{8g}$ ,  $R_{8h}$ ,  $R_{8i}$ ,  $R_{8k}$ ,  $R_{8l}$  un  $R_{8m}$  ir vienādi vai dažādi un, neatkarīgi viens no otra, ir ūdeņraža atoms, alkilgrupa, cikloalkilgrupa, alkenilgrupa vai arilgrupa;

$R_{8j}$  ir ūdeņraža atoms, alkilgrupa, arilgrupa, hidroksilgrupa vai -OC(O) $R_{8k}$ ;

$X_b$  ir



vai



$R_9$  un  $R_{10}$  ir vienādi vai dažādi un, neatkarīgi viens no otra, ņemti no rindas: ūdeņraža atoms, alkilgrupa un aizvietota alkilgrupa, kurā aizvietotāji var būt 1 - 3 hidroksilgrupas, 1 - 3  $C_{1-10}$ alkanoiloksigrupas, 1 - 3  $C_{1-6}$ alkoksigrupas, fenilgrupas, fenoksigrupas,  $C_{1-6}$ alkoksikarbonilgrupas; vai  $R_9$  un  $R_{10}$  abi kopā veido grupu  $-(CH_2)_tX_d(CH_2)_u-$ , kur  $X_d$  ir  $C(R_{8h})(R_{8j})$ , -O- vai -N( $R_{6b}$ ), t un u, neatkarīgi viens no otra, ir 1 - 3;

$R_{11}$  ir ūdeņraža atoms,  $C_{1-6}$ alkilgrupa, trifluormetilgrupa, aralkilgrupa vai arilgrupa, pie tam alkilgrupa un arilgrupa ir neobligāti aizvietota ar 1 - 3 hidroksigrupu, 1 - 3  $C_{1-10}$ alkanoiloksigrupām,  $C_{1-6}$ alkoksigrupām, fenilgrupām, fenoksigrupām vai  $C_{1-6}$ alkoksikarbonilgrupām;

$R_{12}$  un  $R_{13}$ , neatkarīgi viens no otra, ir ūdeņraža atoms,  $C_{1-6}$ alkilgrupa, trifluormetilgrupa, arilgrupa vai halogēna atoms, pie tam alkilgrupa un arilgrupa ir neobligāti aizvietota ar 1 - 3 hidroksilgrupām, 1 - 3  $C_{1-10}$ alkanoiloksigrupām, 1 - 3  $C_{1-6}$ alkoksigrupām vai  $C_{1-6}$ alkoksikarbonilgrupām;


$J_1$  ir nitrogrupa,  $-(CH_2)_vN(T_{1a})C(O)T_1$ ,  $-(CH_2)_vCN$ ,  $-(CH_2)_vN(T_{1a})C(O)OT_1$ ,  $-(CH_2)_vN(T_{1a})C(O)N(T_{1b})T_1$ ,  $-(CH_2)_vN(T_{1a})SO_2T_1$ ,  $-(CH_2)_vC(O)N(T_{1a})T_1$ ,  $-(CH_2)_vNC(O)OT_1$ ,  $-(CH_2)_vOC(O)OT_1$ ,  $-(CH_2)_vOC(O)T_1$ ,  $-(CH_2)_vOC(O)N(T_{1a})T_1$ ,  $-(CH_2)_vN(T_{1a})SO_2N(T_{1b})T_1$ ,  $-(CH_2)_vOT_1$ ,  $-(CH_2)_vSO_2T_1$ ,  $-(CH_2)_vSO_2N(T_{1a})T_1$ ,  $-(CH_2)_vC(O)T_1$ ,  $-(CH_2)_vCH(OH)T_1$ , cikloheteroalkilgrupa vai heteroarilgrupa, kur v ir 0 - 5;

$T_1$ ,  $T_{1a}$  un  $T_{1b}$  ir vienādi vai dažādi un, neatkarīgi viens no otra, ir ūdeņraža atoms, alkilgrupa, alkenilgrupa, alkinilgrupa, zemākā alkiltioalkilgrupa, alkoksialkilgrupa, arilgrupa, aralkilgrupa, heteroarilgrupa, heteroarilalkilgrupa, cikloheteroalkilgrupa vai cikloalkilgrupa, kas katra neobligāti aizvietota ar 1, 2 vai 3 aizvietotājiem no rindas: halogēna atoms, hidroksilgrupa,  $-NR_{8f}C(O)NR_{8g}R_{8i}$ ,  $-C(O)NR_{8f}R_{8g}$ ,  $-NR_{8f}C(O)R_{8g}$ , ciāngrupa,  $-N(R_{8f})SO_2R_{14}$ ,  $-OC(O)R_{8f}$ ,  $-SO_2NR_{8f}R_{8g}$ ,  $-SOR_{14}$ ,  $-S_2OR_{14}$ , alkoksigrupa, karboksilgrupa, cikloheteroalkilgrupa un  $-C(O)OR_{14}$ , vai  $T_1$  ar  $T_{1a}$  vai  $T_1$  ar  $T_{1b}$ , abi kopā veido  $-(CH_2)_wX_e(CH_2)_z-$ , kur  $X_e$  ir  $-C(R_{8m})(R_{8l})$ , -O-, -S-, -SO-,  $-SO_2-$ ,  $-NC(O)OR_{14a}$ ,  $-NC(O)NR_{14a}R_{14b}$ ,  $-NC(O)R_{14a}$  un  $-N(R_{6c})$ , kur w un z, neatkarīgi viens no otra, ir 1 - 3; ar noteikumu, ka  $T_1$  nevar būt ūdeņraža atoms, kad tas ir pievienots pie karbonilgrupas vai sēra atoma, piemēram, kā  $-C(O)T_1$  vai  $-SO_2T_1$ ;

$R_{14}$ ,  $R_{14a}$  un  $R_{14b}$ , neatkarīgi viens no otra, ir  $C_{1-6}$ alkilgrupa, heteroarilgrupa vai arilgrupa, neobligāti aizvietotas ar  $(CH_2)_sOH$ , kur s ir 0-5, ar noteikumu, ka

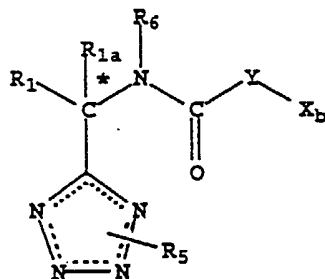
1) ja viens vai abi  $R_7$  un  $R_{7a}$  un viens vai abi  $R_9$  un  $R_{10}$  veido alkilēngrupu, un  $R_5$  ir  $-(CH_2)C(O)N(T_{1a})T_1$ , tad vismaz viens no  $T_{1a}$  un  $T_1$  nav ūdeņraža atoms;

2) ja  $R_1$  ir aralkilgrupa,  $R_{1a}$  ir ūdeņraža atoms un  $R_5$  ir  $-(CH_2)_vC(O)N(T_{1a})T_1$ , tad  $T_{1a}$  un  $T_1$  nav



3) ja  $R_1$  un  $R_7$  abi ir 2-naftil- $\text{CH}_2$ -,  $R_5$  nav fenetilgrupa.

2. Savienojums pēc 1. punkta ar formulu:



3. Savienojums pēc 1. punkta, kurā  $R_1$  ir aralkilgrupa, aralkiloksialkilgrupa, cikloheteroalkilalkilgrupa, ariloksialkilgrupa vai heteroarilalkilgrupa.

4. Savienojums pēc 1. punkta, kurā  $R_{1a}$  ir ūdeņraža atoms vai alkilgrupa.

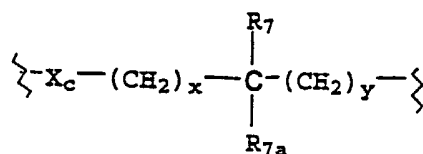
5. Savienojums pēc 1. punkta, kurā  $R_1$  ir aralkiloksialkilgrupa un  $R_{1a}$  ir ūdeņraža atoms.

6. Savienojums pēc 1. punkta, kurā  $R_6$  ir ūdeņraža atoms.

7. Savienojums pēc 1. punkta, kurā:

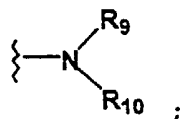
$R_5$  ir alkilgrupa, alkenilgrupa vai heteroariloksialkilgrupa, kas katra ir aizvietota ar  $J_1$ , kur  $J_1$  ir  $-(\text{CH}_2)_v\text{OC}(\text{O})\text{N}(\text{T}_{1a})\text{T}_1$ ,  $-(\text{CH}_2)_v\text{CN}$  vai heteroarilgrupa

8. Savienojums pēc 1. punkta, kurā Y ir



kur x un y ir 0,  $X_c$  ir saite,  $R_7$  un  $R_{7a}$ , neatkarīgi viens no otra, ir alkilgrupa.

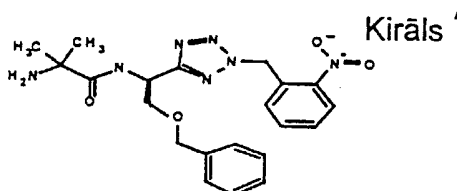
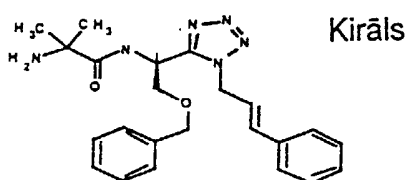
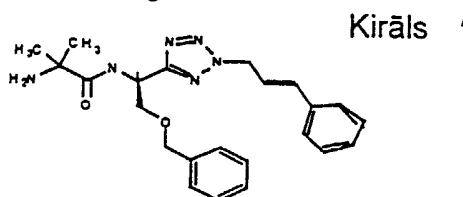
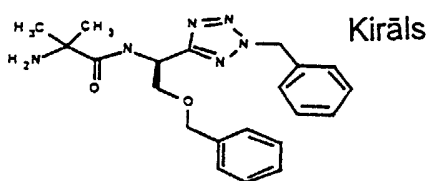
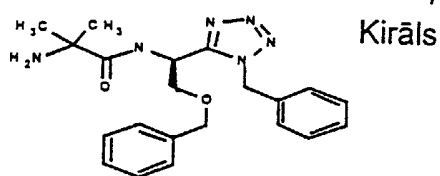
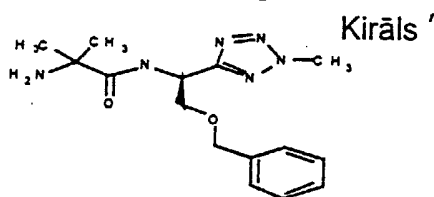
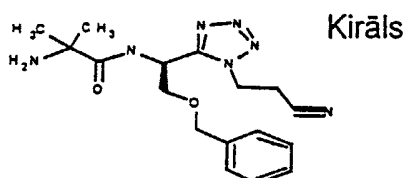
9. Savienojums pēc 1. punkta, kurā  $X_b$  ir

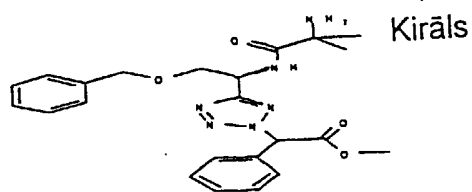
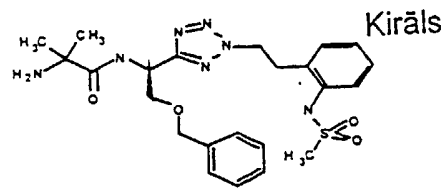
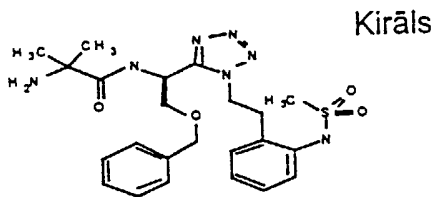
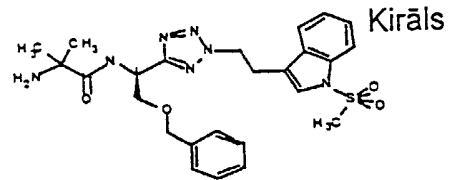
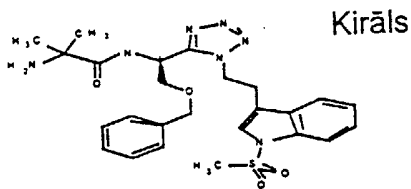
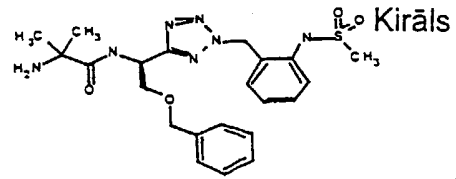
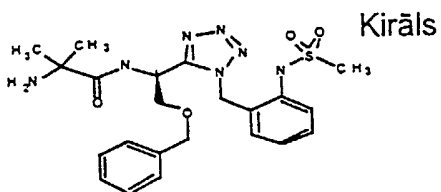
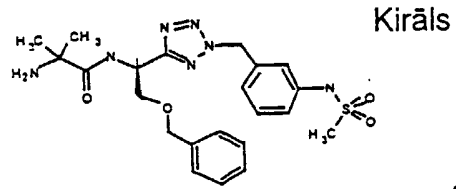
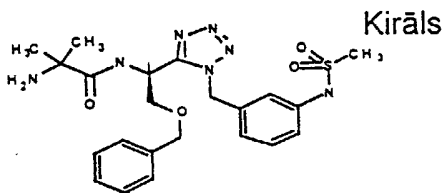
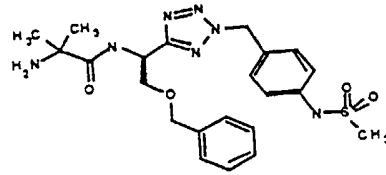
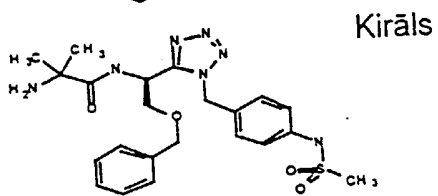
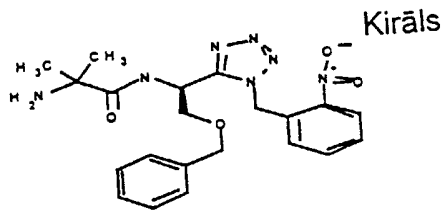


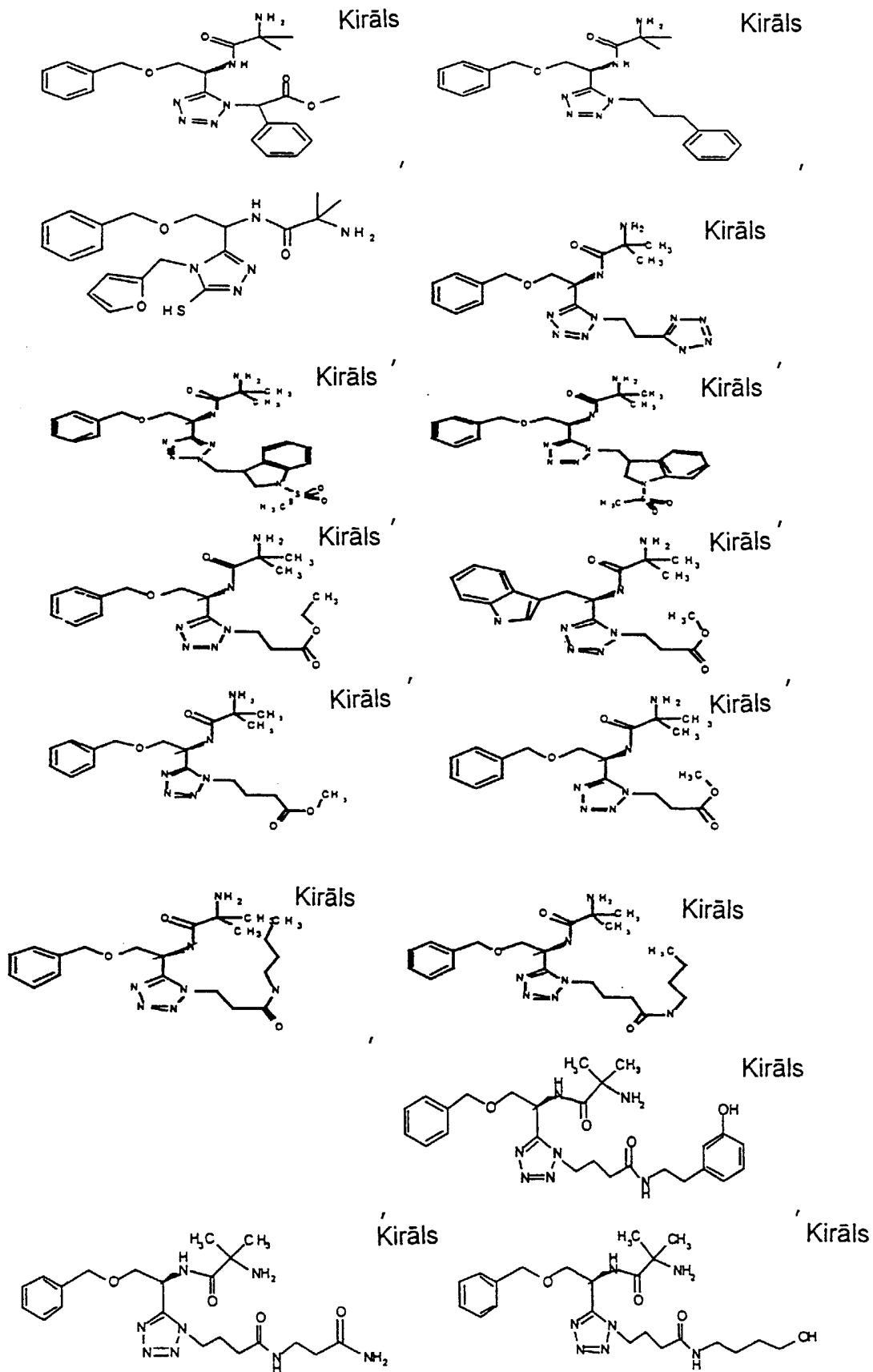
$R_9$  un  $R_{10}$  ir vienādi vai dažādi un, neatkarīgi viens no otra, ņemti no rindas: ūdeņraža atoms un aizvietota alkilgrupa, kur aizvietotāji ir 1 vai 2 hidroksilgrupas.

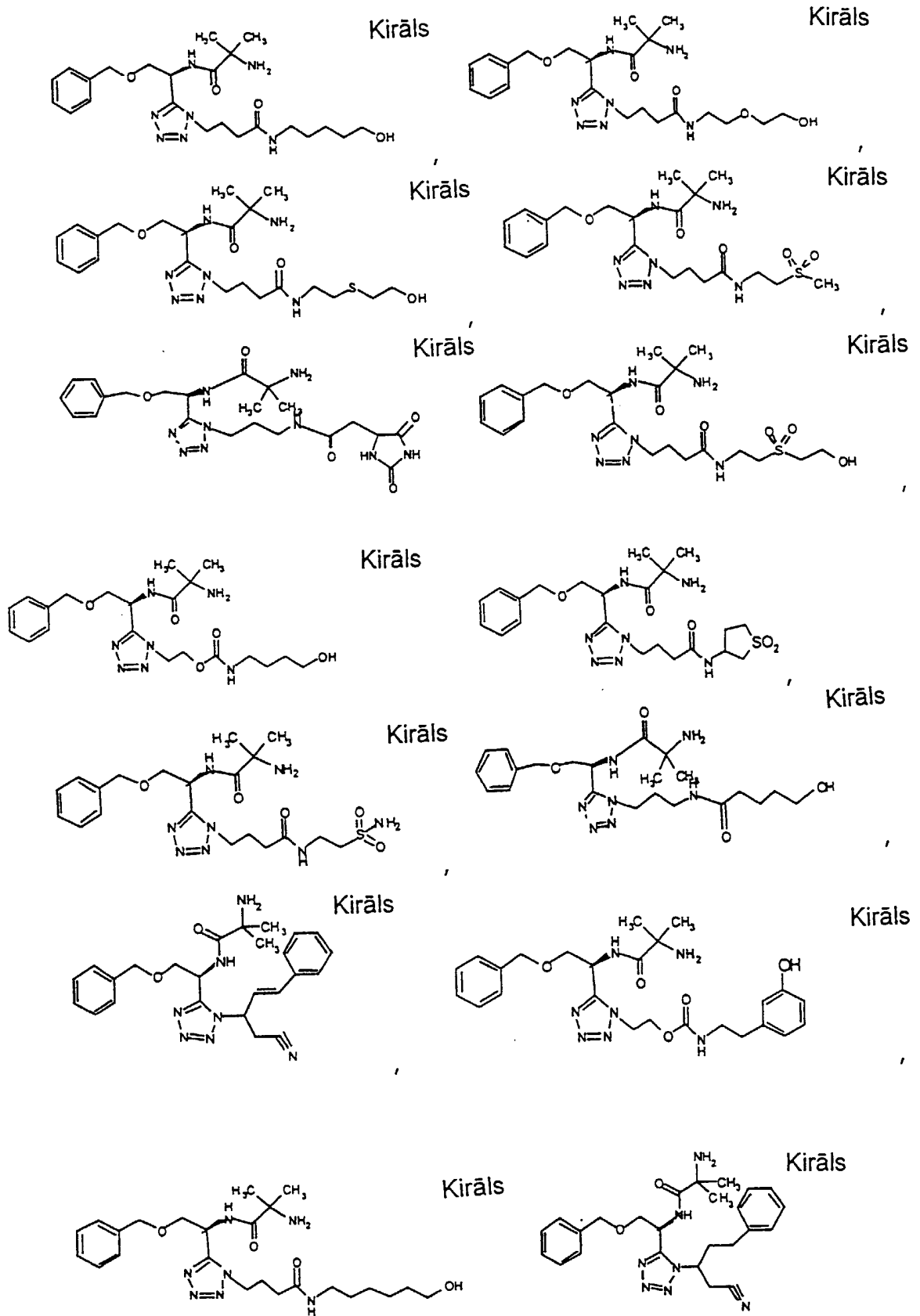
10. Savienojums pēc 1. punkta, kurā J1 ir  $-(CH_2)_vCN$ ,  $-(CH_2)_vC(O)N(T_{1a})T_1$ ,  $-(CH_2)_vN(T_{1a})C(O)T_1$ ,  $-(CH_2)_vOC(O)N(T_{1a})T_1$ ,  $-(CH_2)_vN(T_{1a})C(O)N(T_{1b})T_1$  vai heteroarilgrupa, kur v ir 0 - 4;  $T_1$ ,  $T_{1a}$  un  $T_{1b}$  ir vienādi vai dažādi un, neatkarīgi viens no otra, ņemti no rindas: alkilgrupa, zemākā alkiltoalkilgrupa, alkoksialkilgrupa, arilgrupa, aralkilgrupa, heteroaralkilgrupa un cikloheteroalkilgrupa, kas katra neobligāti aizvietota ar  $-OC(O)R_{8f}$ ,  $-C(O)NR_{8f}R_{8g}$ ,  $-(CH_2)_sOH$ , kur s ir 0 - 2,  $-SO_2NR_{8f}R_{8g}$  vai  $-SO_2R_{14}$ , vai arī  $T_{1a}$  un  $T_1$  vai  $T_1$  un  $T_{1b}$  abi kopā veido  $-(CH_2)_wX_e(CH_2)_z-$ , kur  $X_e$  ir  $C(R_{8m})(R_{8l})$ ;  $R_{8f}$  ir alkilgrupa vai arilgrupa.

11. Savienojums pēc 1. punkta ar formulu:

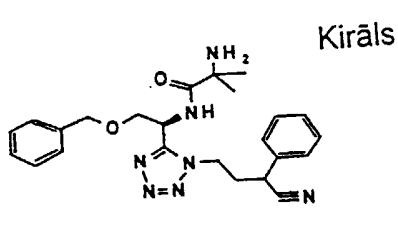
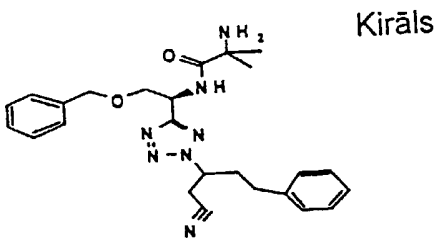
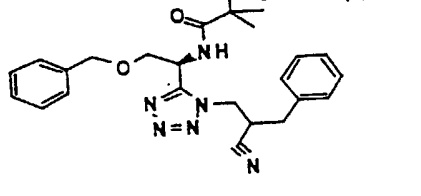
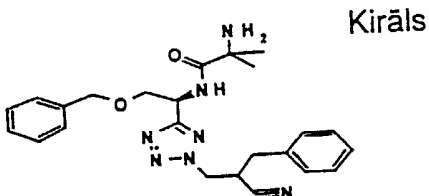
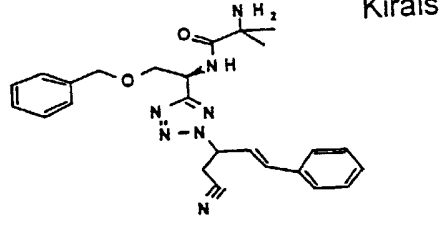
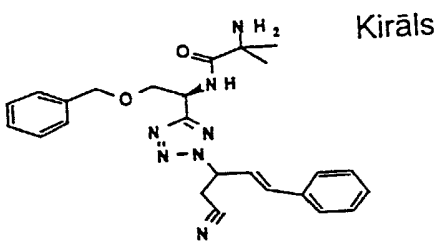
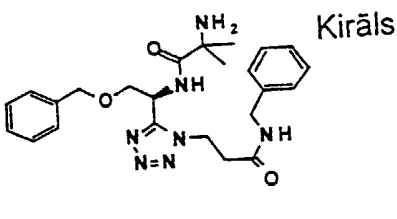
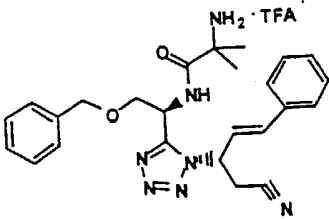
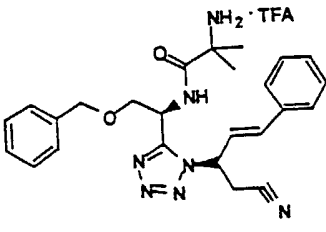
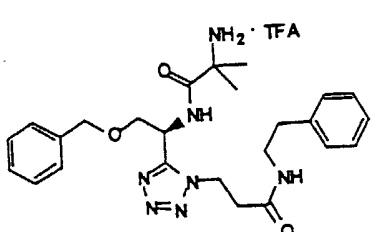
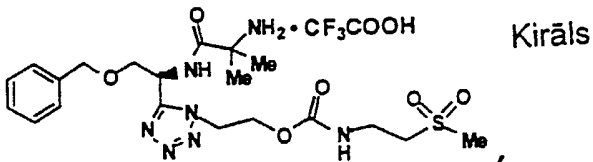
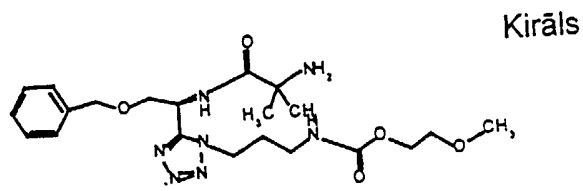
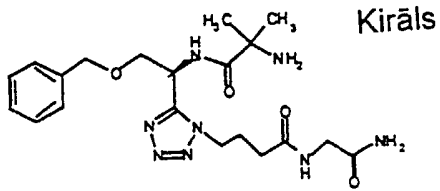


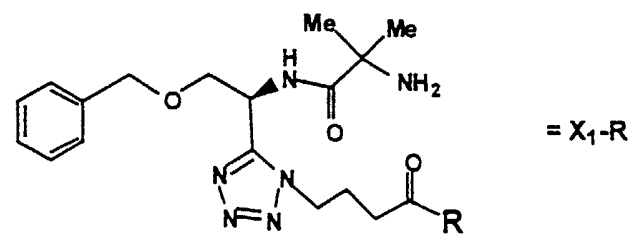
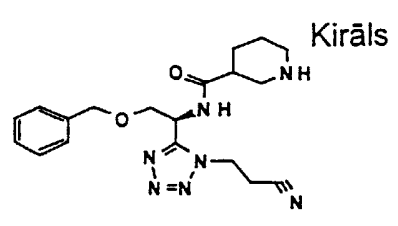
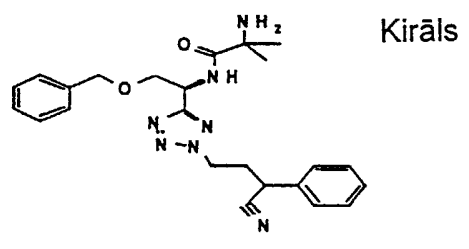
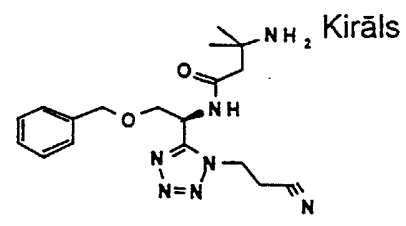
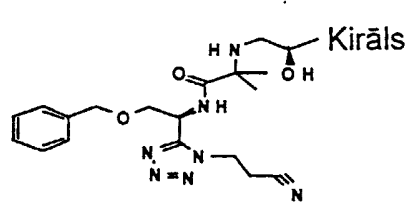
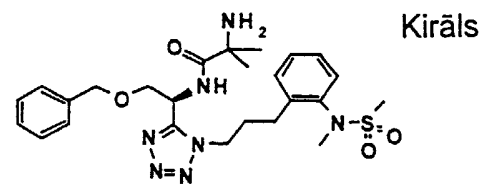
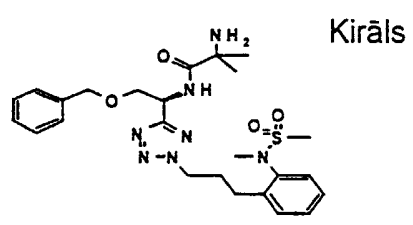
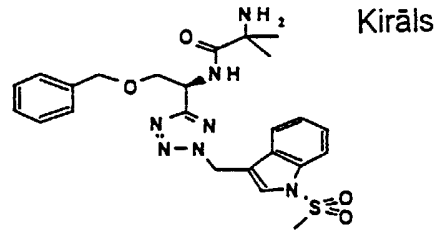
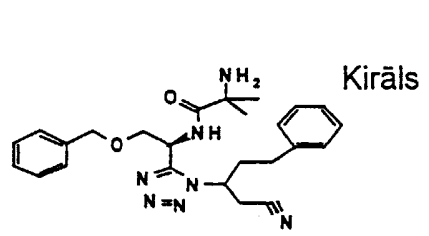
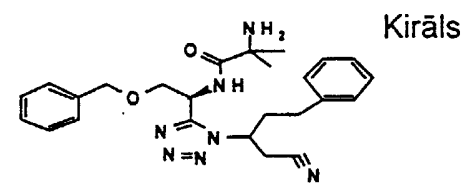
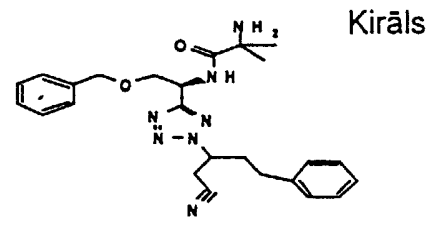




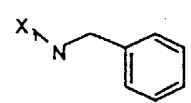
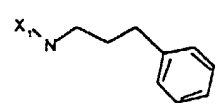
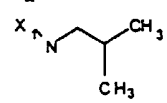


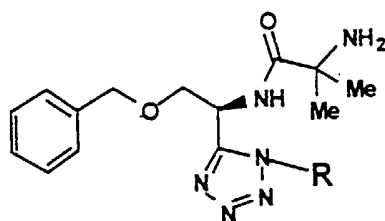
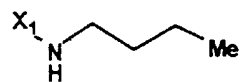
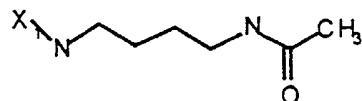
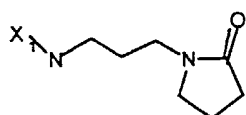
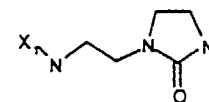
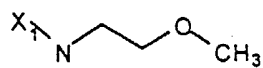
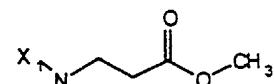
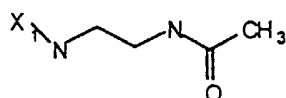
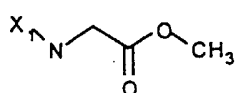
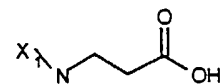
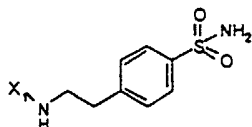
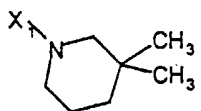
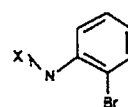
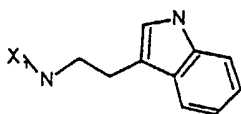
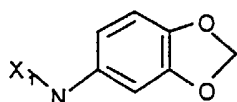
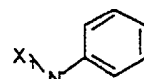
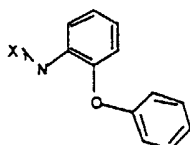
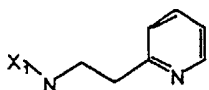
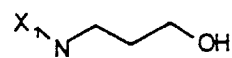
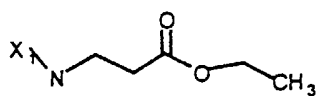
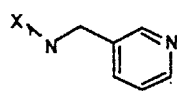
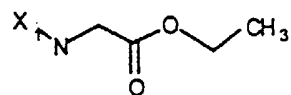
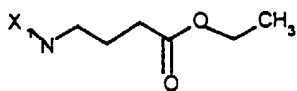
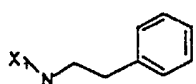






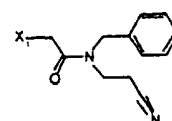
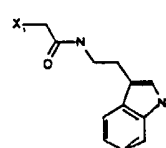
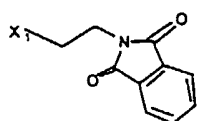
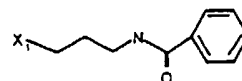
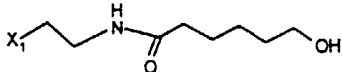
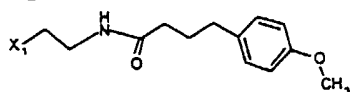
X<sub>1</sub>-R =

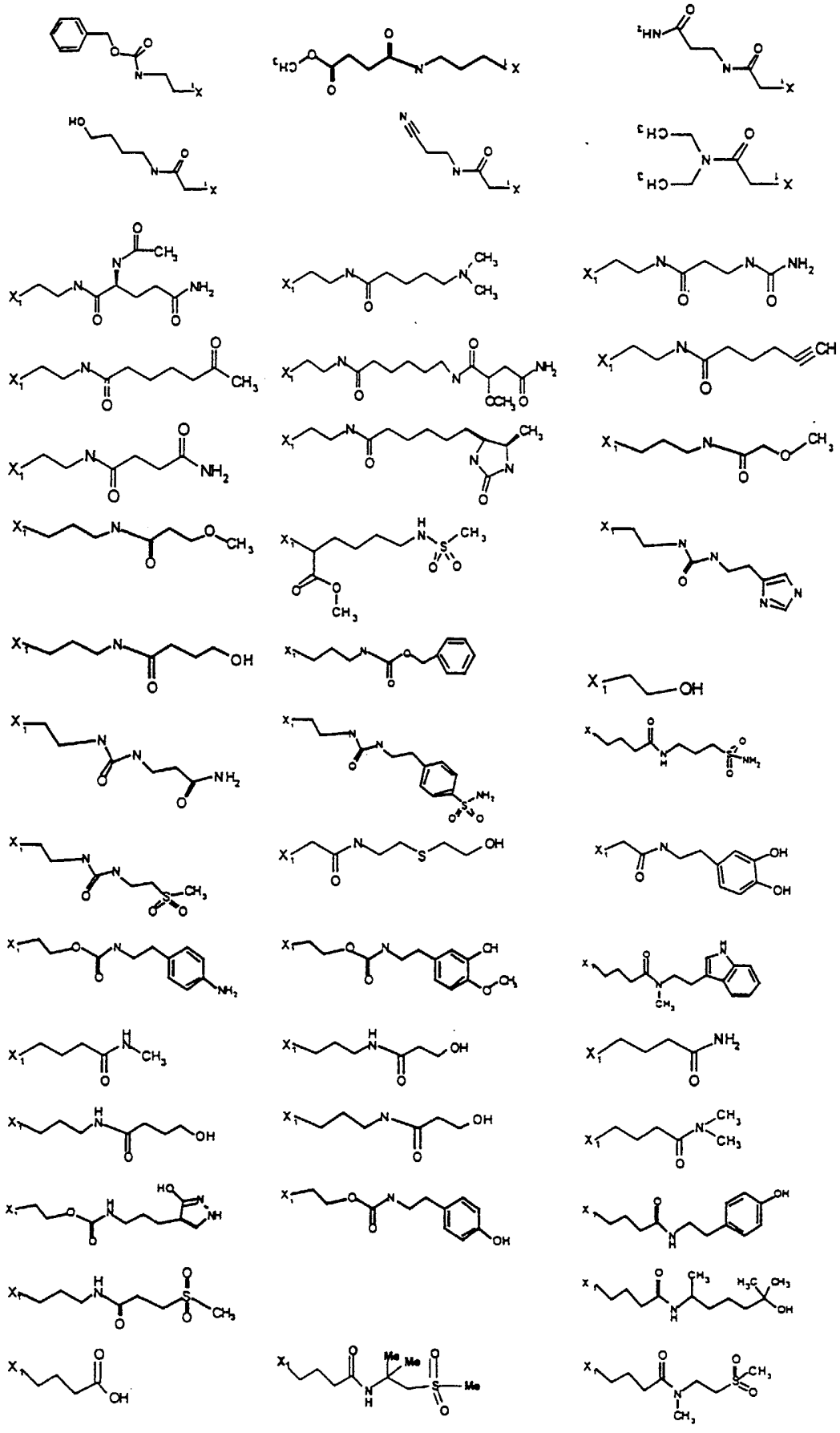




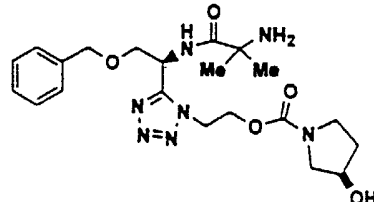
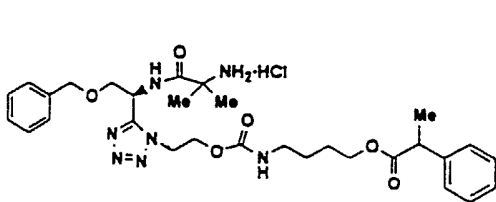
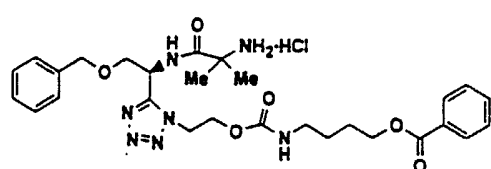
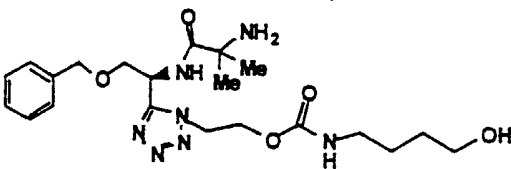
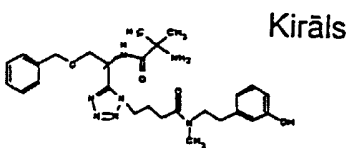
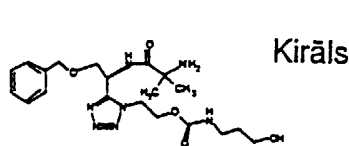
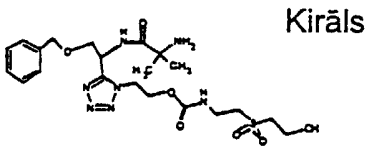
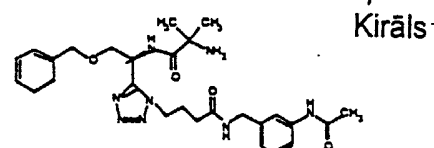
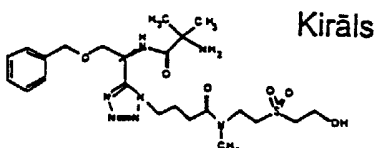
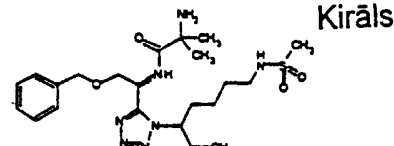
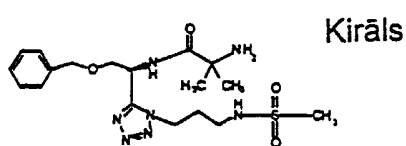
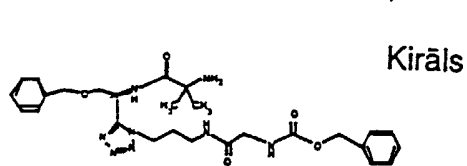
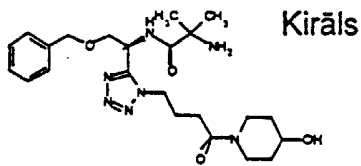
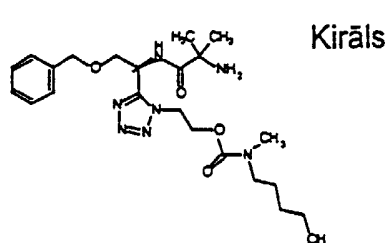
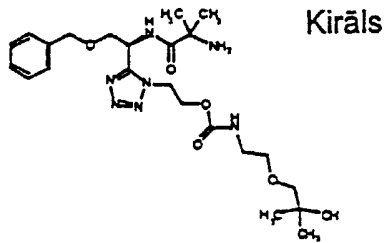
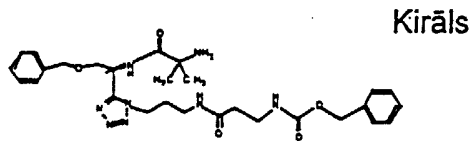
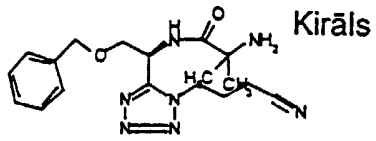
= X<sub>1</sub>-R

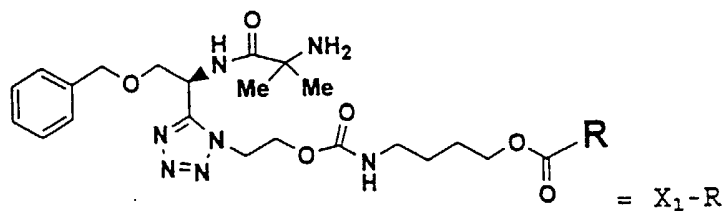
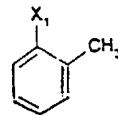
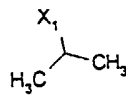
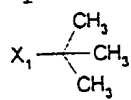
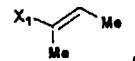
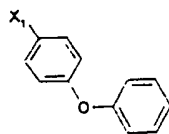
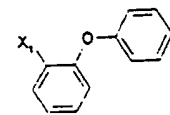
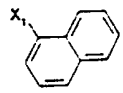
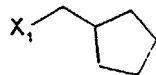
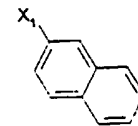
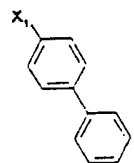
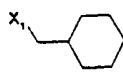
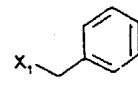
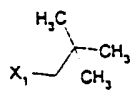
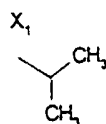
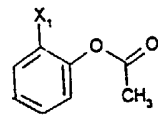
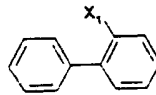
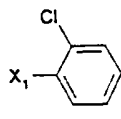
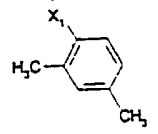
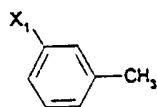
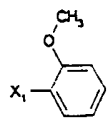
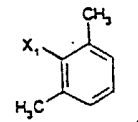
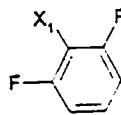
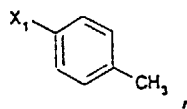
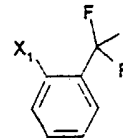
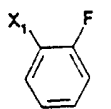
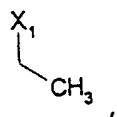
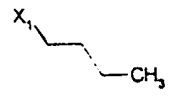
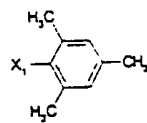
X<sub>1</sub>-R =

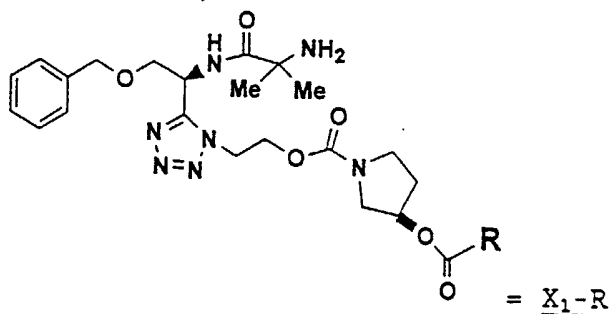
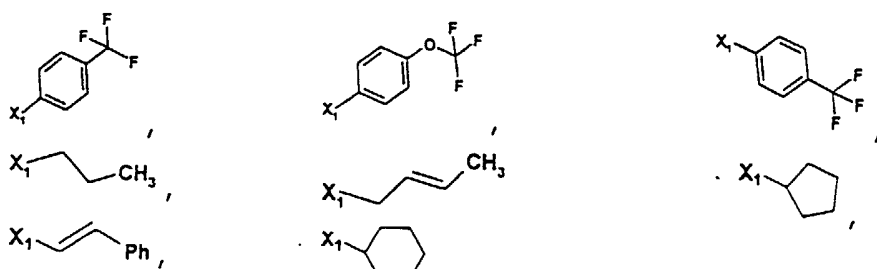




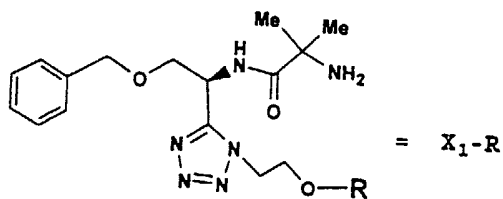
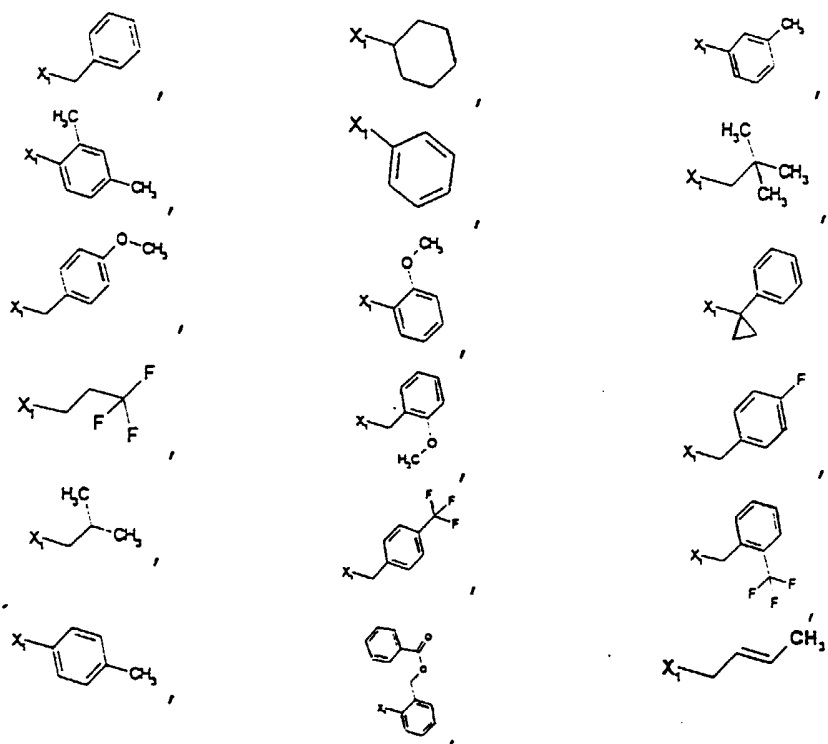


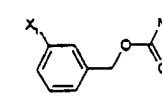
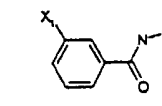
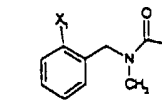
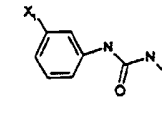
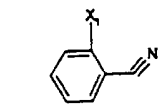
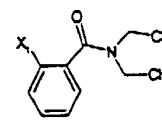
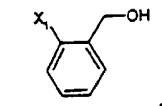
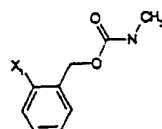
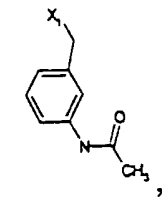
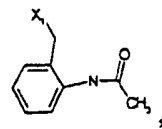
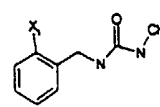
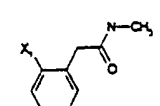
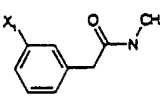
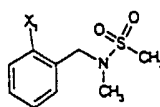
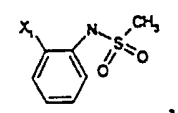
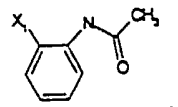
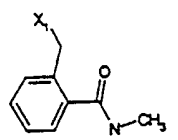
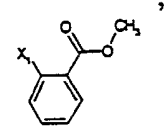
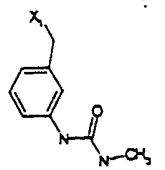
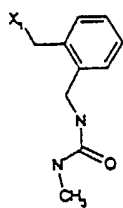
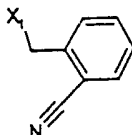
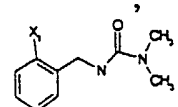
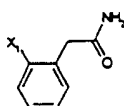
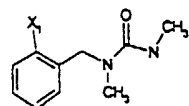
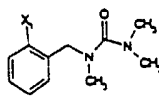
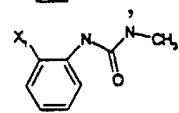
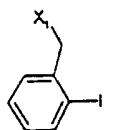
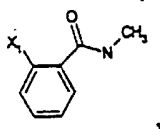
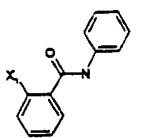
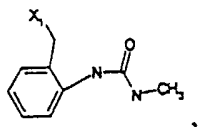
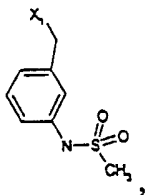
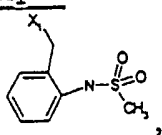


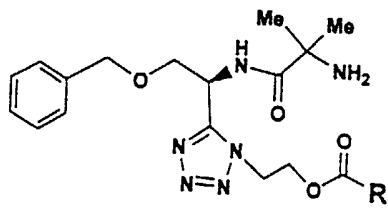
X<sub>1</sub>-R =X<sub>1</sub>-CH<sub>3</sub>,



X<sub>1</sub>-R =

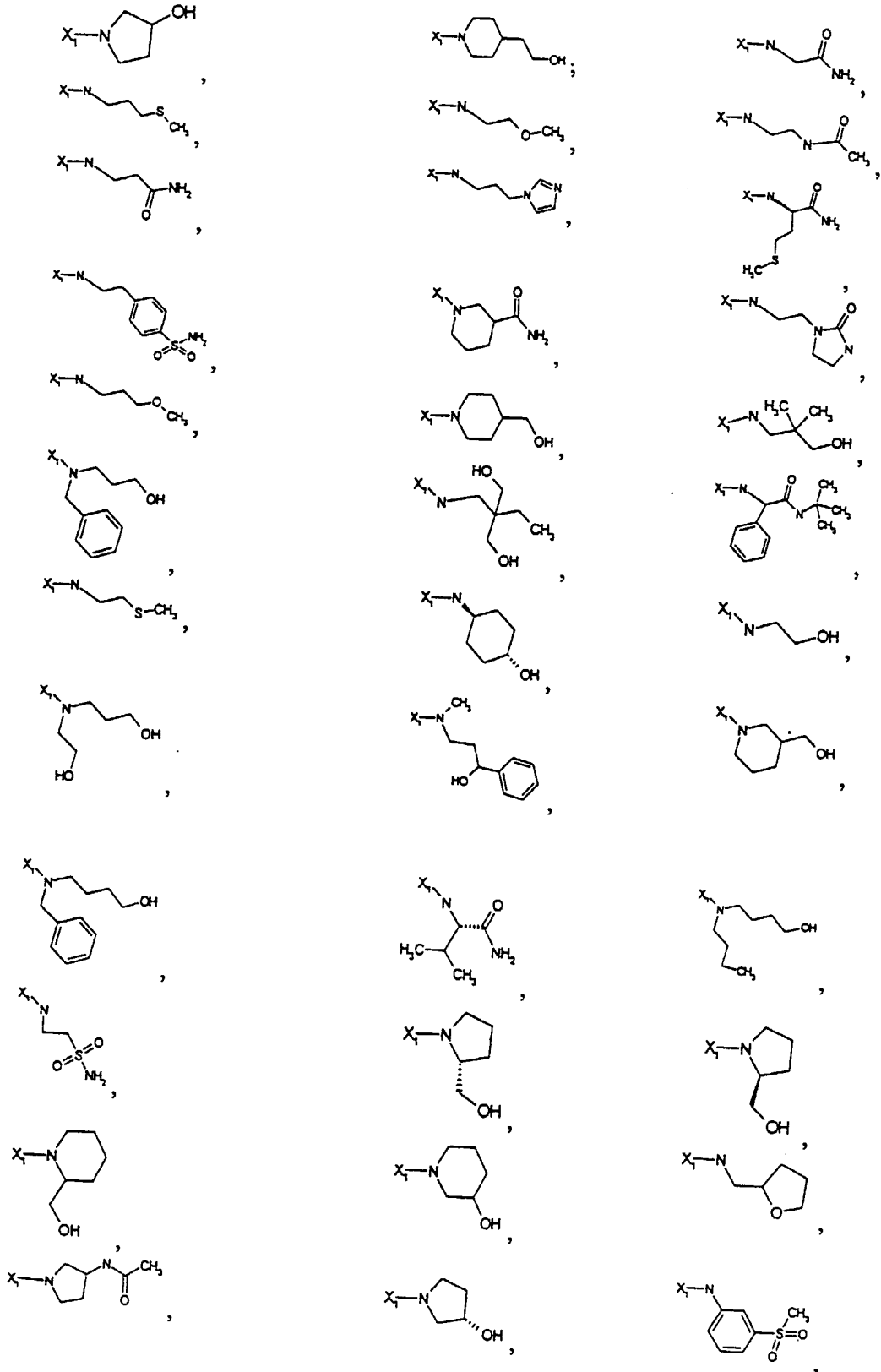


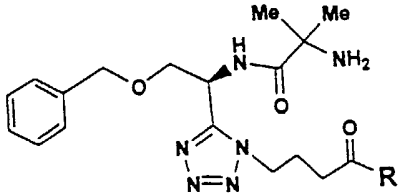
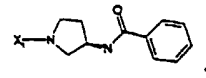
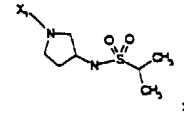
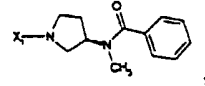
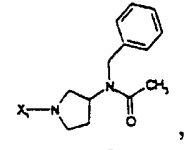
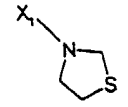
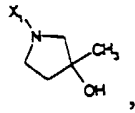
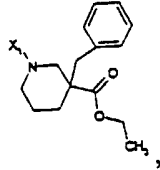
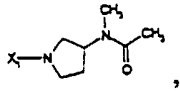
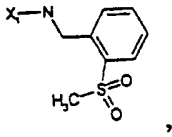
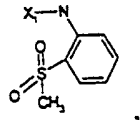
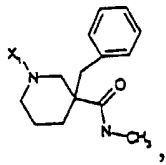
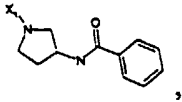
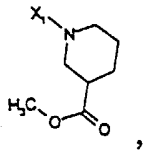
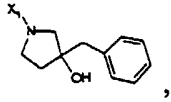
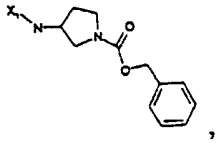
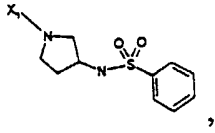
X<sub>1</sub>-R



= X<sub>1</sub>-R

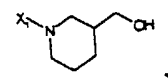
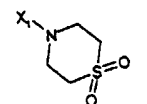
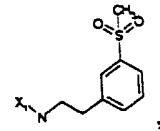
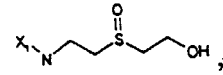
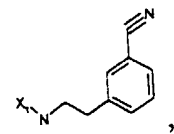
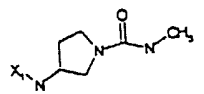
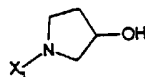
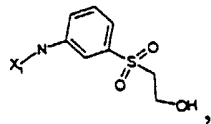
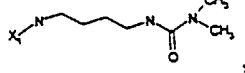
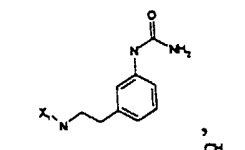
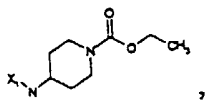
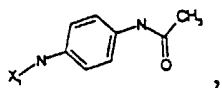
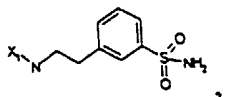
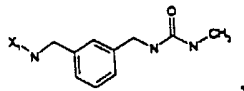
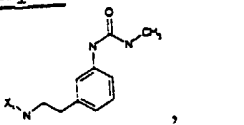
X<sub>1</sub>-R

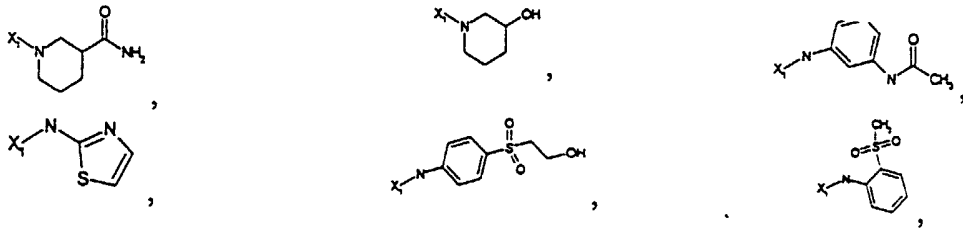




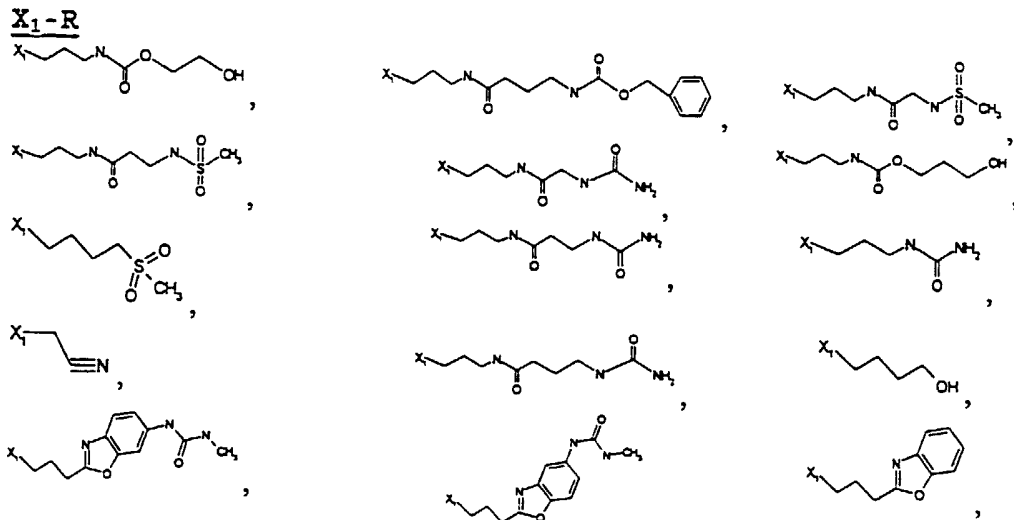
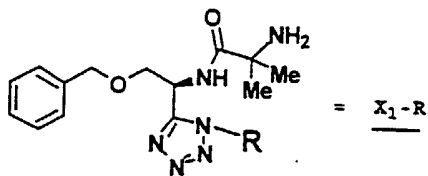
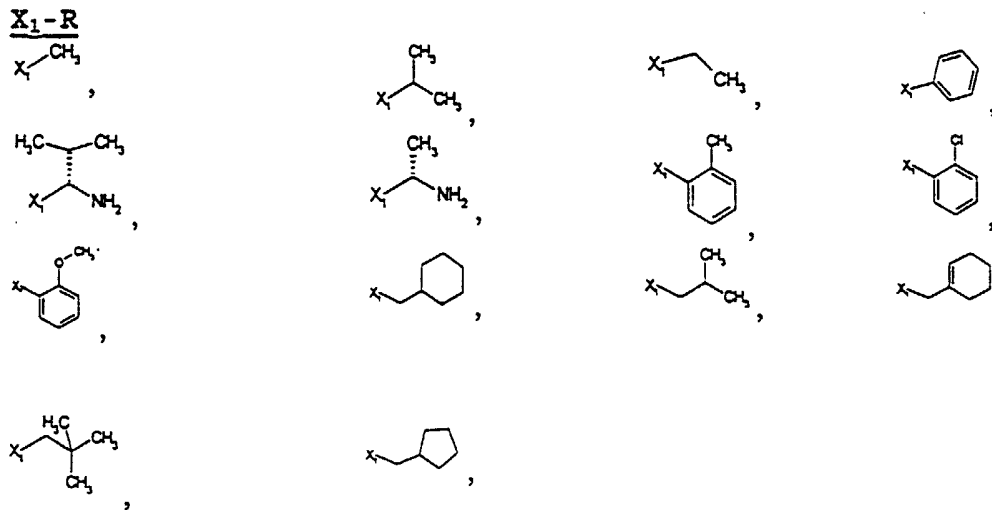
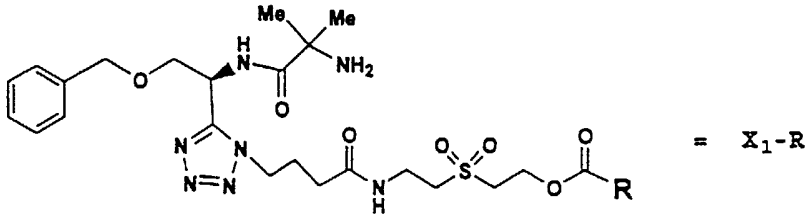
= X<sub>1</sub>-R

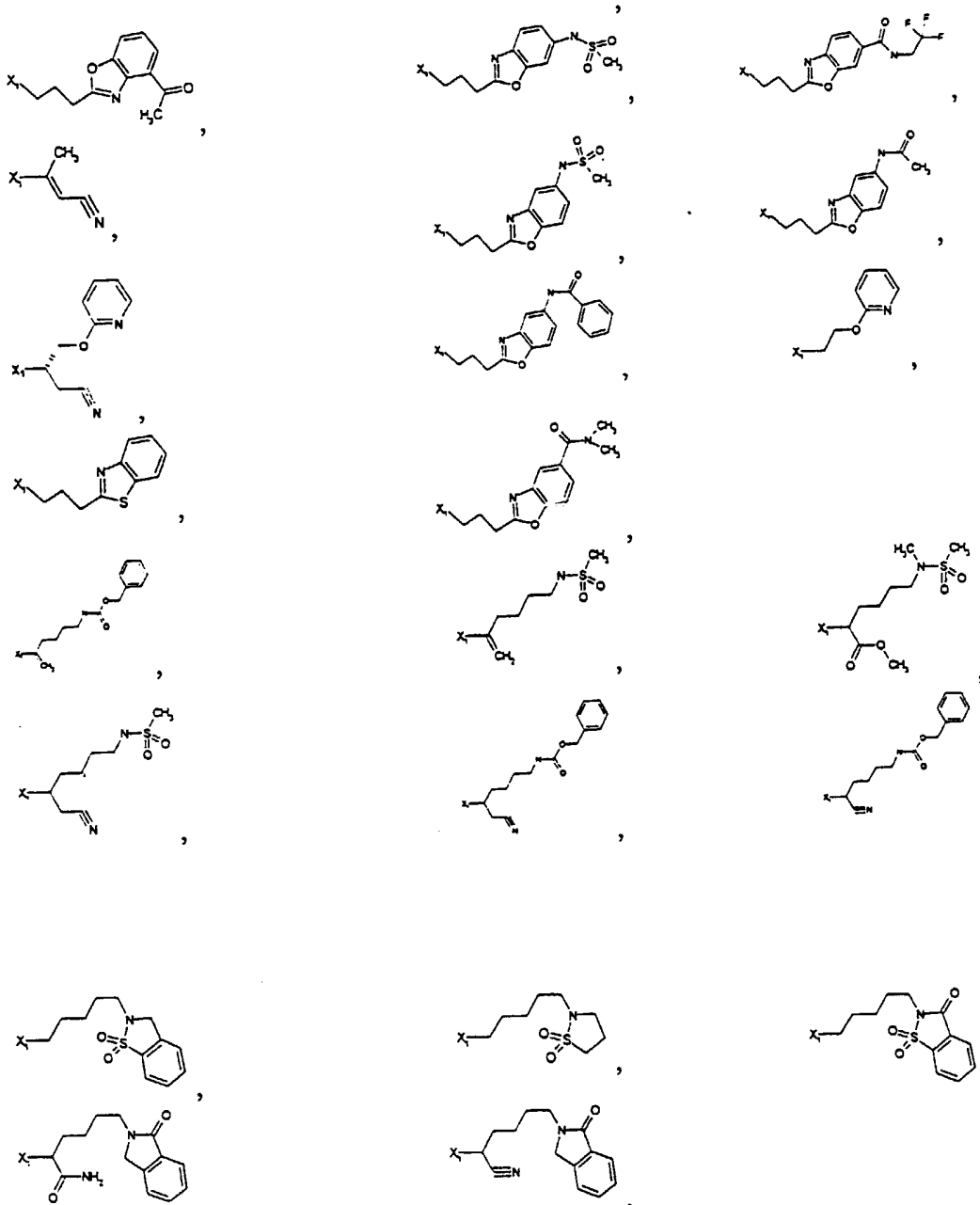
X<sub>1</sub>-R



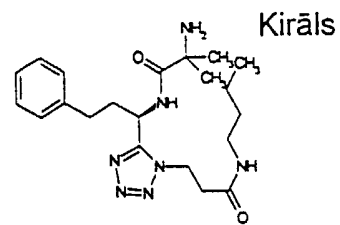
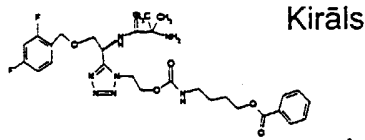


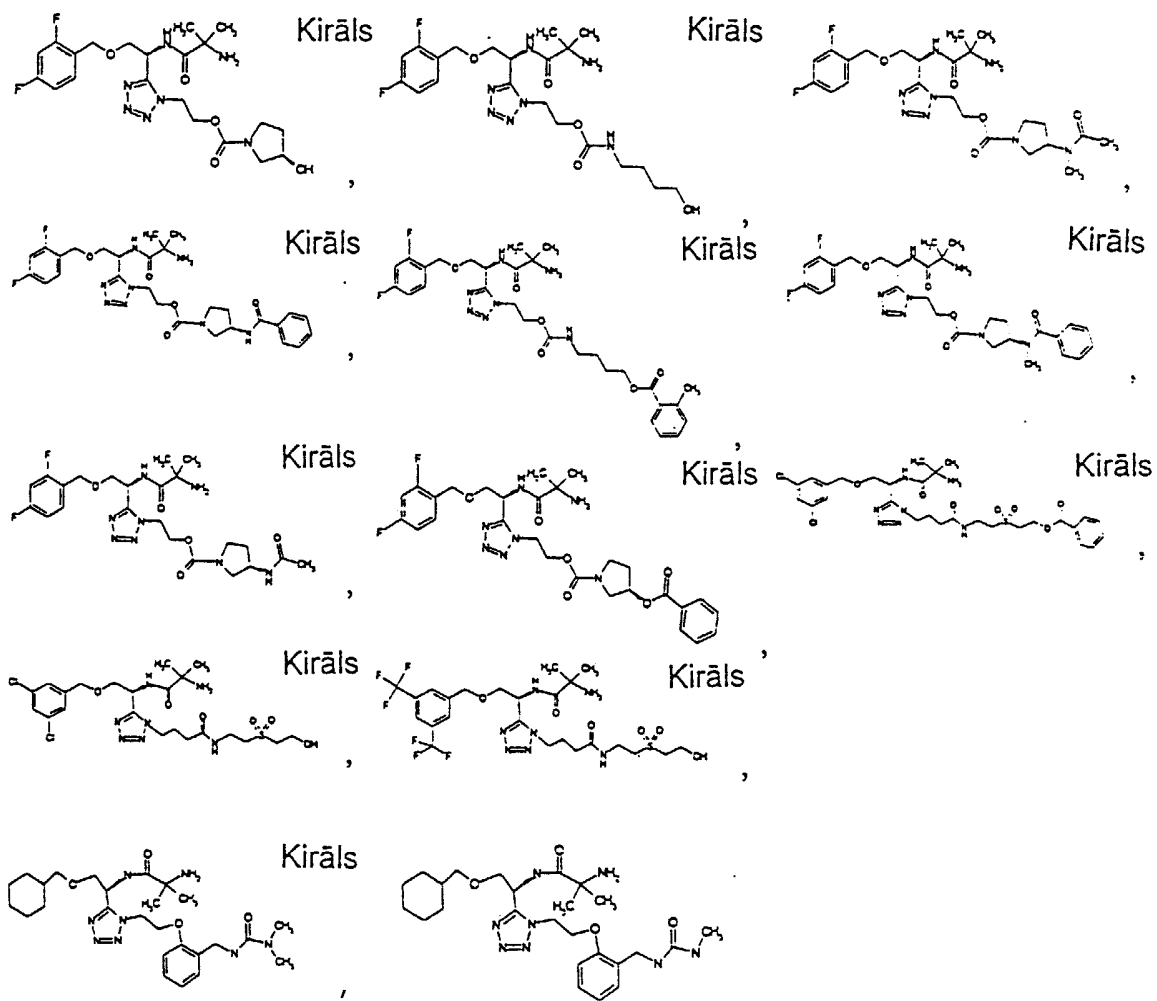
5





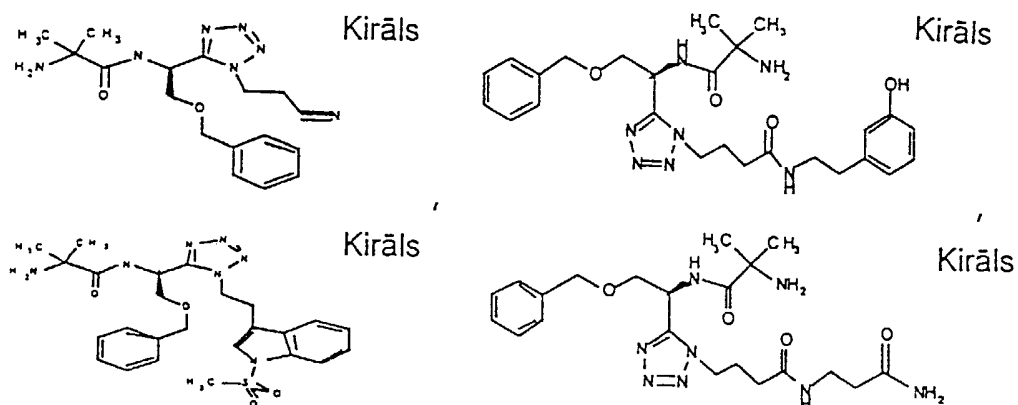
STRUKTŪRA

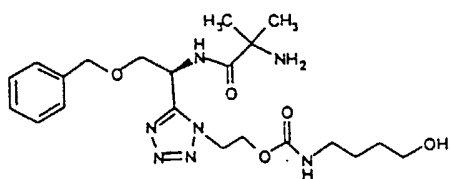
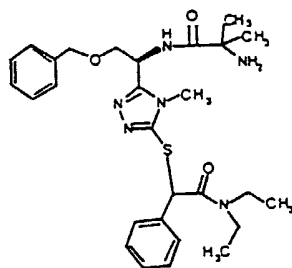
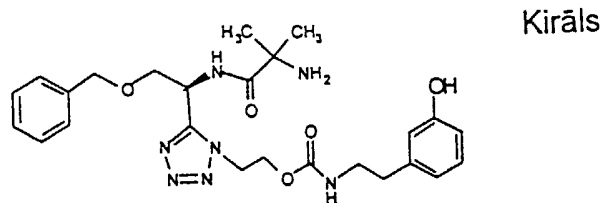
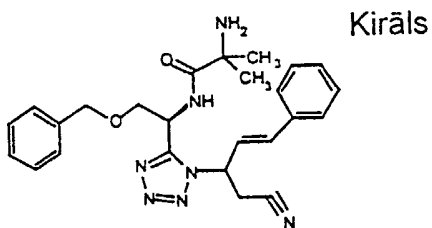
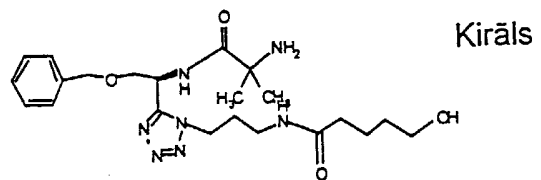
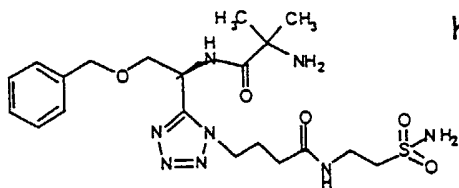
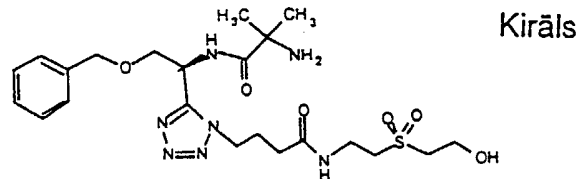
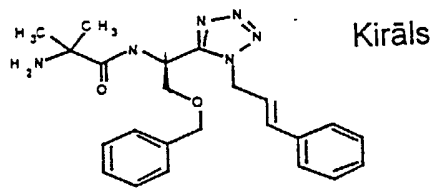
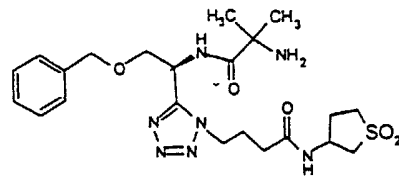
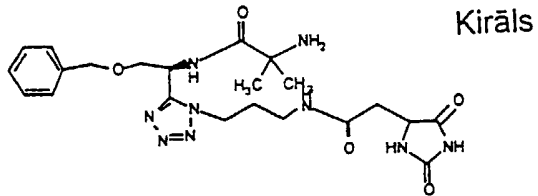
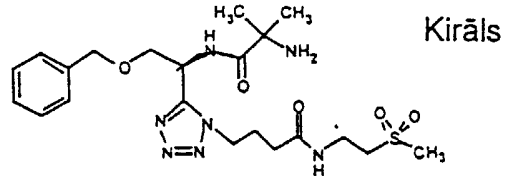
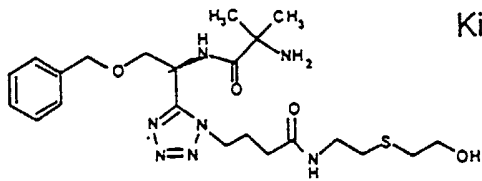
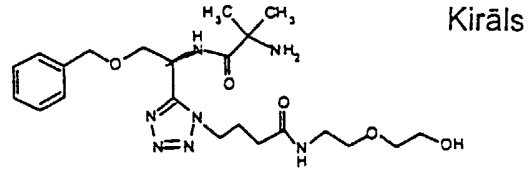
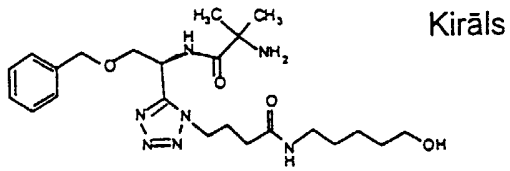
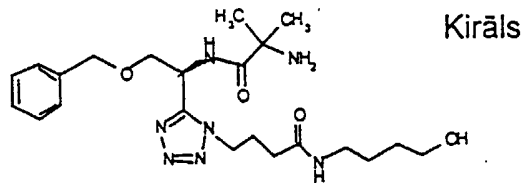


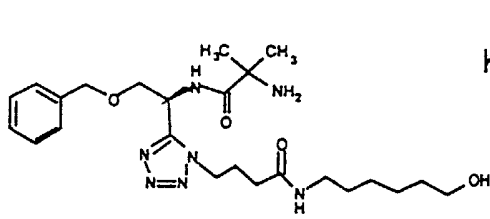


vai tā farmaceutiski pieņemamā sāls.

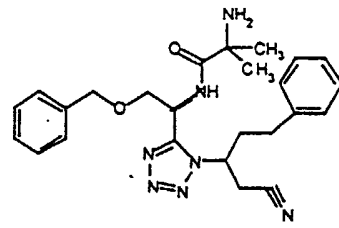
12. Savienojums pēc 1. punkta ar formulu:



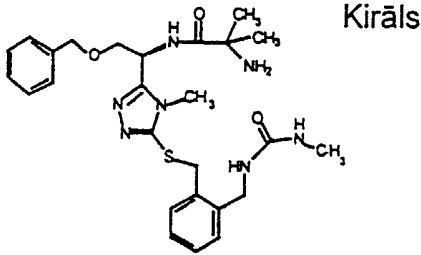




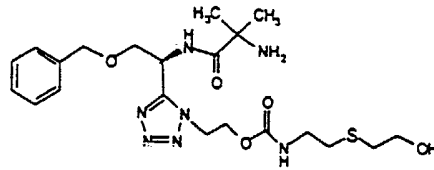
Kirāls



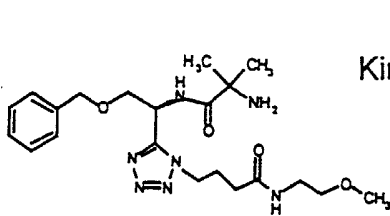
Kirāls



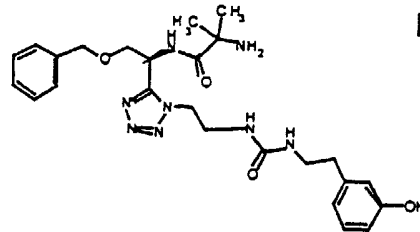
Kirāls



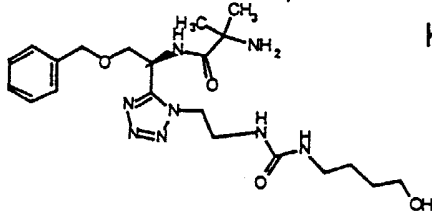
Kirāls



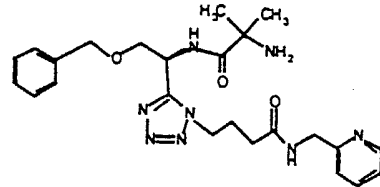
Kirāls



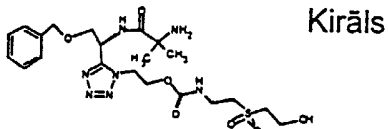
Kirāls



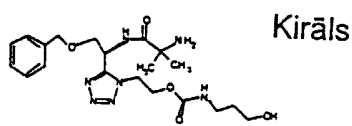
Kirāls



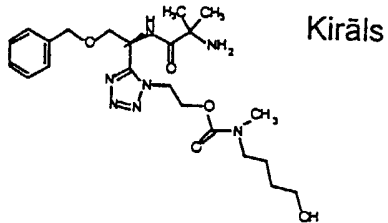
Kirāls



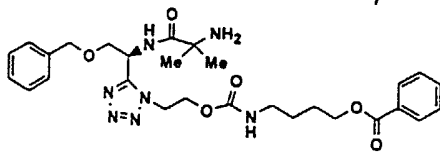
Kirāls



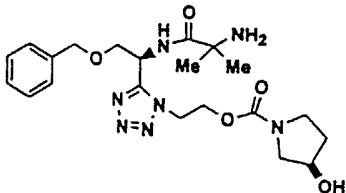
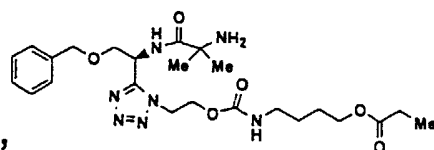
Kirāls

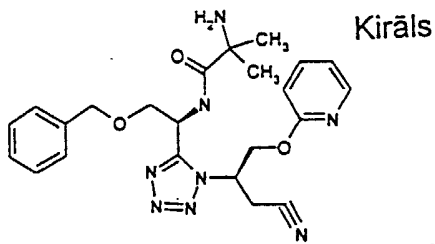
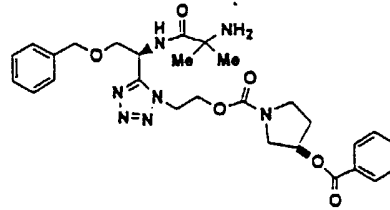
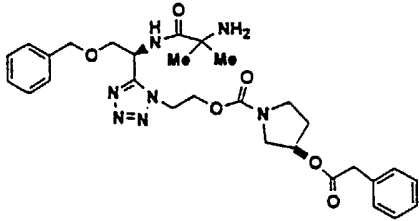
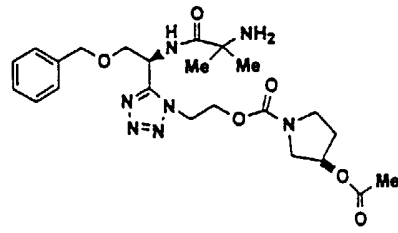


Kirāls

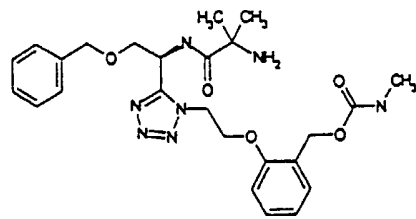


5

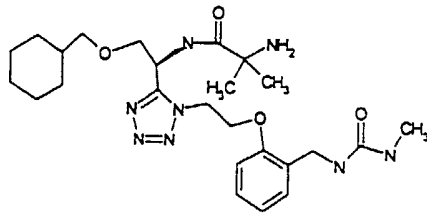




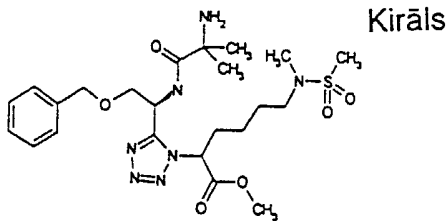
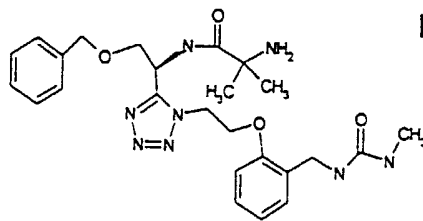
Kirāls



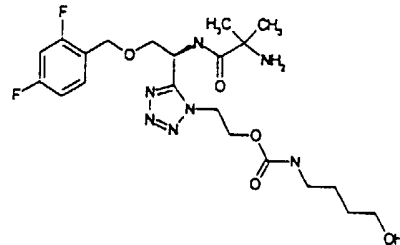
Kirāls



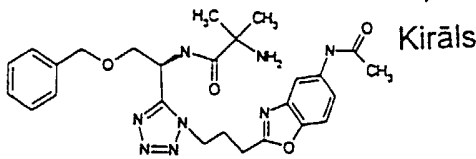
Kirāls



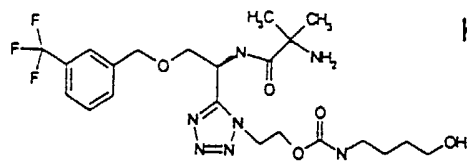
Kirāls



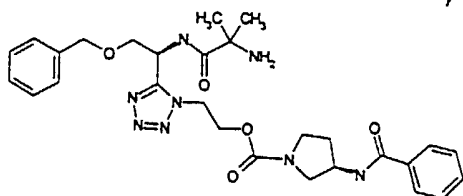
Kirāls



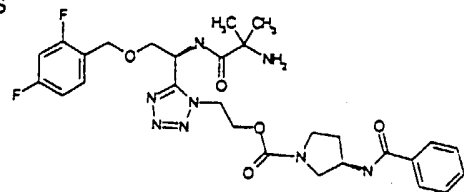
Kirāls



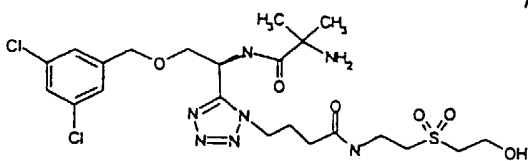
Kirāls



Kirāls



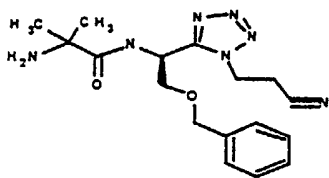
Kirāls



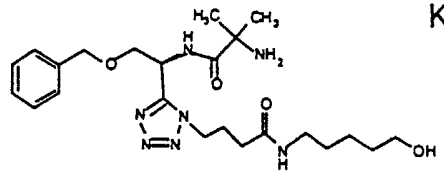
Kirāls

vai tā farmaceutiski pieņemamā sāls.

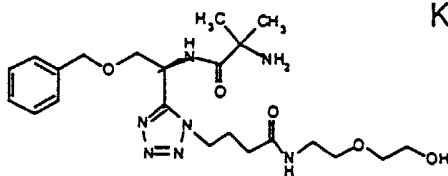
13. Savienojums pēc 1. punkta ar formulu:



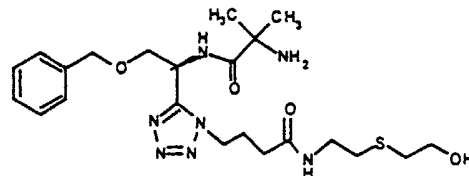
Kirāls



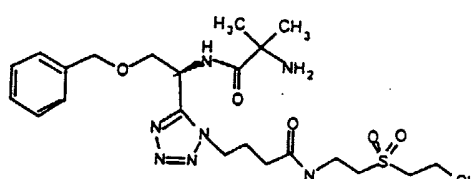
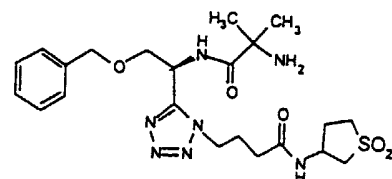
Kirāls



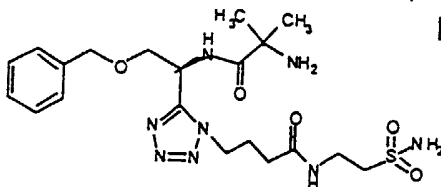
Kirāls



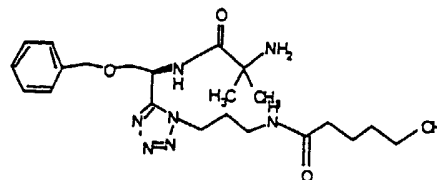
Kirāls



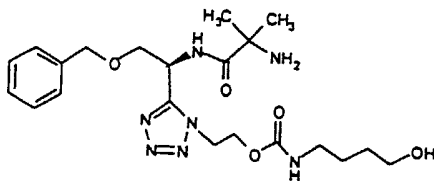
Kirāls



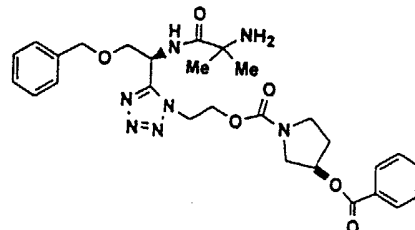
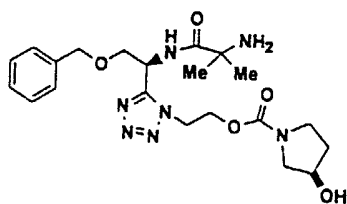
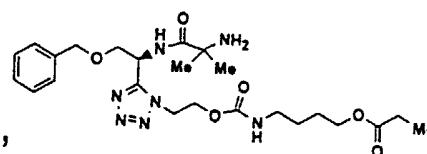
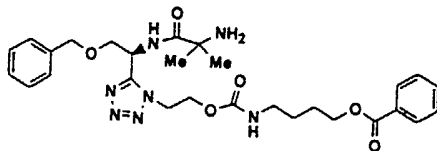
Kirāls

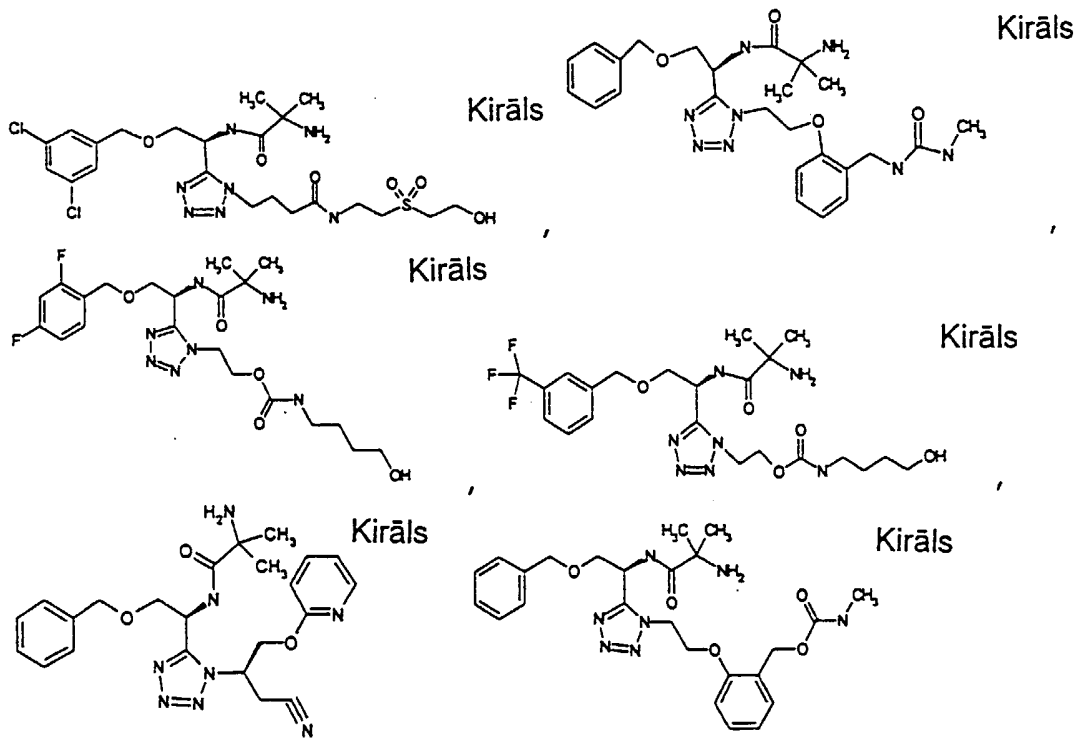


Kirāls



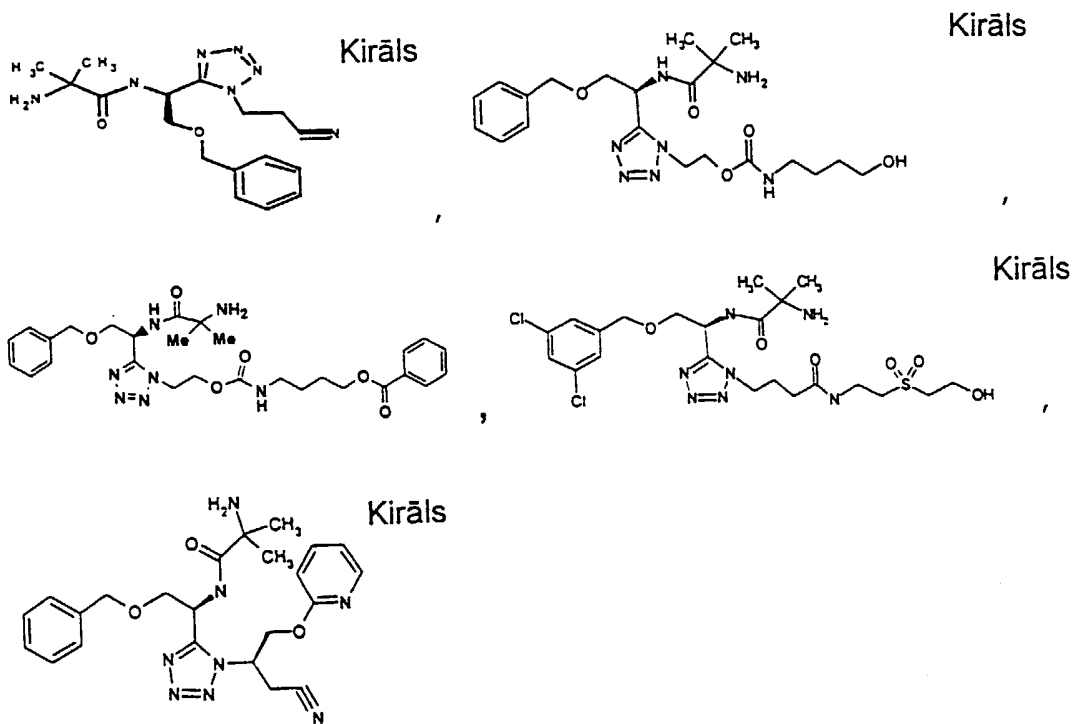
Kirāls





vai tā farmaceitiski pieņemamā sāls.

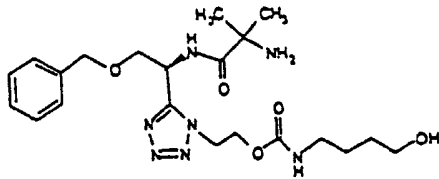
#### 14. Savienojums pēc 13. punkta ar formulu



vai tā farmaceitiski pieņemamā sāls.

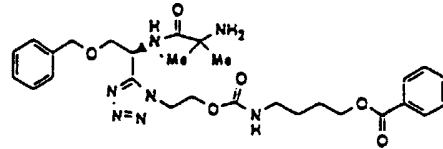
15. Savienojums pēc 13. punkta ar formulu

kirāls



vai

kirāls



vai tā farmaceutiski pieņemamā sāls

16. Farmaceutiskā kompozīcija, kas ietver savienojumu pēc 1. punkta un farmaceutiski pieņemamu nesēju.

17. Savienojuma pēc 1. punkta pielietojums augšanas hormona līmeņa palielināšanai.

18. Savienojuma pēc 1. punkta pielietojums aptaukošanās, osteoporozes, nieru slimības, sirds miopātijas, kaheksijas, HIV izdalīšanas sindroma, ilgstošu kritisko slimību un sarkopēnijas ārstēšanai un/vai brūču dzīšanas veicināšanai un/vai imūnsistēmas stimulēšanai un/vai muskuļu spēka palielināšanai vai muskuļu spēka un darba spēju stimulēšanai senīliem pacientiem, vecuma nespēka ārstēšanai vai profilaksei.

19. Savienojuma pēc 1. punkta pielietojums X sindroma ārstēšanai.

20. Savienojuma pēc 1. punkta pielietojums diabēta profilaksei un/vai ārstēšanai un/vai novājēšanas ārstēšanai.

21. Savienojuma pēc 1. punkta pielietojums osteoporozes profilaksei un ārstēšanai.

22. Savienojuma pēc 1. punkta kombinācijā ar paratiroīdo hormonu vai bifosfonātu pielietojums osteoporozes profilaksei un ārstēšanai.

23. Savienojuma pēc 1. punkta kombinācijā ar estrogēnu, testosteronu, selektīvu estrogēnu receptoru modulatoru vai selektīvu androgēnu receptoru modulatoru pielietojums X sindroma, kaheksijas, HIV izdalīšanas sindroma, ilgstošu kritisko slimību un sarkopēnijas ārstēšanai vai muskuļu spēka palielināšanai vai muskuļu spēka un darba spēju stimulēšanai senīliem pacientiem, vecuma nespēka ārstēšanai vai profilaksei, ievadot pacientam ārstniecisku daudzumu savienojuma pēc 1. punkta kombinācijā ar estrogēnu, testosteronu, selektīvu estrogēnu receptoru modulatoru vai selektīvu androgēnu receptoru modulatoru.

HETEROCYCLIC AROMATIC COMPOUNDS USEFUL  
AS GROWTH HORMONE SECRETAGOGUES

5

Field of the Invention

The present invention relates to novel heterocyclic aromatic compounds which stimulate endogenous production and/or release of growth hormone, and to methods for treating obesity, improving bone density (to treat osteoporosis) and stimulating increase in muscle mass and muscle strength employing such compounds.

10

Background of the Invention

The pituitary gland secretes growth hormone which stimulates growth in body tissue capable of growing and affects metabolic processes by increasing rate of protein synthesis and decreasing rate of carbohydrate synthesis in cells. Growth hormone also increases mobilization of free fatty acids and use of free fatty acids for energy.

15

20

The prior art is replete with patents/applications which disclose compounds which are useful as growth hormone secretagogues.

25

The following patents/applications, disclose benzofused lactams which are disclosed as being useful in promoting release of growth hormone:

U.S. Patent Nos. 5,206,235; 5,283,741; 5,284,841; 5,310,737; 5,317,017; 5,374,721; 5,430,144; 5,434,261; 5,438,136; 5,545,735; 5,583,130; 5,606,054; 5,672,596 and 5,726,307; WO 96-05195 and WO 95-16675.

30

The following patents/applications, disclose diverse chemotypes as being useful in promoting release of growth hormone:

U.S. Patent Nos. 5,536,716; 5,578,593; 5,622,973; 5,652,235; 5,663,171; WO 94-19367; WO 96-22997; WO 97-24369 and WO 98-58948.

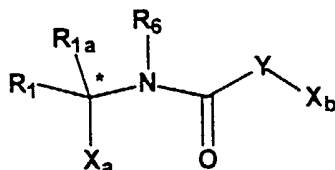
35

## Summary of the Invention

In accordance with the present invention, novel heterocyclic aromatic compounds are provided which are growth hormone secretagogues and have the structure

5

I



including pharmaceutically acceptable salts thereof, prodrug esters thereof, and all stereoisomers thereof, wherein  $R_1$  is alkyl, aryl, alkenyl, alkynyl, arylalkyl, cycloalkyl, cycloalkylalkyl, alkoxyalkyl, arylalkoxyalkyl, aryloxyalkyl, heteroaryl, cycloalkylalkoxyalkyl, heteroarylalkyl, cycloheteroalkyl or cycloheteroalkylalkyl (where the above groups are defined below) and these groups may be optionally substituted by 1, 2 or 3-substituents selected from halogen,  $-OR_8$ ,  $-OC(O)R_8$ , alkyl, phenyl, phenoxy, halophenyl,  $-CF_3$ ,  $-OCF_3$ ,  $-N(R_{8a})C(O)(R_8)$ , or  $-N(R_8)(R_{8a})$ ;

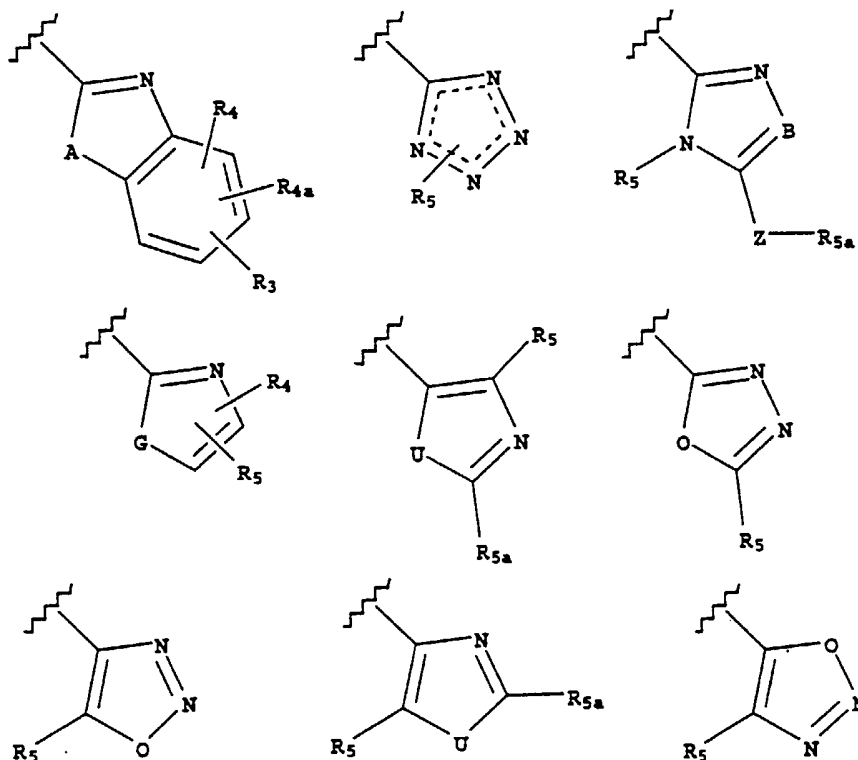
10

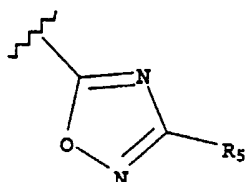
15

$R_{1a}$  is H, alkyl, or cycloalkyl;

$X_a$  is heteroaryl, which preferably include

20





A is oxygen, sulfur, -NH-, -N-R<sub>5</sub>, or -NC(O)-R<sub>2</sub>;

B is -CR<sub>5b</sub> or -N-;

Z is a bond or -S-;

5 G is oxygen or sulfur;

U is oxygen, sulfur, -NH-, or -N-R<sub>5b</sub>;

R<sub>2</sub> is alkyl, aryl, alkenyl, alkynyl, arylalkyl, cycloalkyl, cycloalkylalkyl, alkoxyalkyl, aryloxyalkyl, heteroaryl, or heteroarylalkyl (where the above groups are defined below) and these groups may optionally be substituted by 1, 2 or 3-substituents selected from halogen, -OR<sub>8b</sub>, -OC(O)R<sub>8b</sub>, alkyl, phenyl, phenoxy, halophenyl, -CF<sub>3</sub>, -OCF<sub>3</sub>, -N(R<sub>8c</sub>)C(O)(R<sub>8b</sub>), or -N(R<sub>8c</sub>)(R<sub>8b</sub>);

15 R<sub>3</sub> is H, halogen, alkyl, aryl, alkenyl, alkynyl, alkaryl, alkoxy, aryloxy or J<sub>1</sub>, and where alkyl, aryl, alkenyl, alkynyl, arylalkyl, alkoxy, or aryloxy may be optionally substituted with 1 to 3 J<sub>1</sub>;

R<sub>4</sub> and R<sub>4a</sub> are the same or different and are independently H, halogen, -CF<sub>3</sub>, alkyl, or aryl;

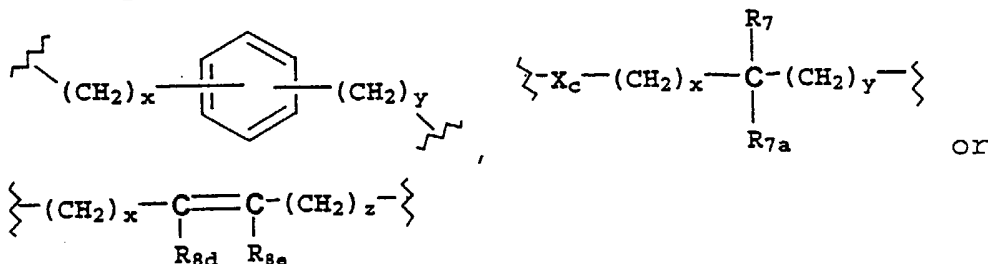
20 R<sub>5</sub> is H, alkyl, aryl, alkenyl, arylalkenyl, alkynyl, arylalkyl, arylalkynyl, cycloalkylalkyl, alkoxyalkyl, aryloxyalkyl, arylalkyloxyalkyl, heteroaryl, cycloalkylalkoxyalkyl, -SO<sub>2</sub>T<sub>1</sub>, -SO<sub>2</sub>N(T<sub>1a</sub>)T<sub>1</sub>, or heteroarylalkyl, and where alkyl, aryl, alkenyl, arylalkenyl, alkynyl, arylalkyl, arylalkynyl, cycloalkylalkyl, alkoxyalkyl, aryloxyalkyl, arylalkyloxyalkyl, heteroaryl, heteroaryloxyalkyl, cycloalkylalkoxyalkyl, or heteroarylalkyl may be

30 independently optionally substituted with 1 to 3 J<sub>1</sub>;

R<sub>5a</sub> and R<sub>5b</sub> are the same or different and are independently H, alkyl, aryl, alkenyl, arylalkenyl, alkynyl, arylalkyl, arylalkynyl, cycloalkylalkyl, alkoxyalkyl, aryloxyalkyl, arylalkyloxyalkyl, heteroaryl,

cycloalkylalkoxyalkyl, heteroarylalkyl, or J1, and where alkyl, aryl, alkenyl, arylalkenyl, alkynyl, arylalkyl, arylalkynyl, cycloalkylalkyl, alkoxyalkyl, aryloxyalkyl, arylalkyloxyalkyl, heteroaryl, heteroaryloxyalkyl, cycloalkylalkoxyalkyl, or heteroarylalkyl may be independently optionally substituted with 1 to 3 J1;

Y is



where x and y are independently 0 to 3 and z is 1 to 3;

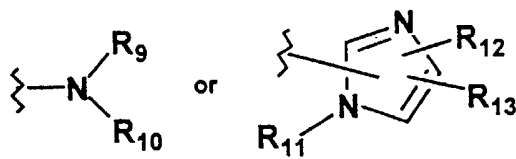
X<sub>c</sub> is a bond, -N-R<sub>6a</sub> or -O-;

R<sub>7</sub> and R<sub>7a</sub> are the same or different and are independently H, alkyl, -CF<sub>3</sub>, phenyl, aryl, arylalkyl, and cycloalkyl; or one or both of R<sub>7</sub> and R<sub>7a</sub> can be independently joined to one or both of R<sub>9</sub> and R<sub>10</sub> groups (of X<sub>b</sub>) to form an alkylene bridge of 1 to 5 carbon atoms; or R<sub>7</sub> and R<sub>7a</sub> are joined together to form a ring of from 3-7 carbon atoms;

R<sub>6</sub>, R<sub>6a</sub>, R<sub>6b</sub>, R<sub>6c</sub>, R<sub>8</sub>, R<sub>8a</sub>, R<sub>8b</sub>, R<sub>8c</sub>, R<sub>8d</sub>, R<sub>8e</sub>, R<sub>8f</sub>, R<sub>8g</sub>, R<sub>8h</sub>, R<sub>8i</sub>, R<sub>8k</sub>, R<sub>8l</sub>, and R<sub>8m</sub> are the same or different and are independently H, alkyl, cycloalkyl, alkenyl or aryl;

R<sub>8j</sub> is H, alkyl, aryl, hydroxy or -OC(O)R<sub>8k</sub>;

X<sub>b</sub> is



25

R<sub>9</sub> and R<sub>10</sub> are the same or different and are independently selected from H, alkyl, and substituted alkyl where the substituents may be 1 to 3 hydroxys, 1 to 3 C<sub>1</sub>-C<sub>10</sub>-alkanoyloxy; 1 to 3 C<sub>1</sub>-6 alkoxy, phenyl, phenoxy, C<sub>1</sub>-C<sub>6</sub>-alkoxycarbonyl; or R<sub>9</sub> and R<sub>10</sub> can together form

30

$-(\text{CH}_2)_t\text{X}_d(\text{CH}_2)_u-$  where  $\text{X}_d$  is  $\text{C}(\text{R}_{8h})(\text{R}_{8j})$ ,  $-\text{O}-$  or  $-\text{N}(\text{R}_{6b})$ ,  
 t and u are independently 1-3;

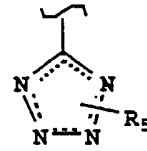
$\text{R}_{11}$  is H,  $\text{C}_1$ - $\text{C}_6$ alkyl,  $-\text{CF}_3$ , arylalkyl, or aryl, and  
 with the alkyl and aryl groups being optionally  
 5 substituted with 1 to 3 hydroxy, 1 to 3  $\text{C}_1$ - $\text{C}_{10}$ alkanoyloxy,  
 1 to 3  $\text{C}_1$ - $\text{C}_6$  alkoxy, phenyl, phenoxy or  $\text{C}_1$ - $\text{C}_6$ alkoxycarbonyl;

$\text{R}_{12}$  and  $\text{R}_{13}$  are independently H,  $\text{C}_1$ - $\text{C}_6$ alkyl,  $-\text{CF}_3$ ,  
 aryl, or halogen, and with the alkyl and aryl groups being  
 optionally substituted with 1 to 3 hydroxy, 1 to 3  $\text{C}_1$ - $\text{C}_{10}$ -  
 10 alkanoyloxy, 1 to 3  $\text{C}_1$ - $\text{C}_6$  alkoxy, or  $\text{C}_1$ - $\text{C}_6$ alkoxycarbonyl;

$\text{J}_1$  is nitro,  $-(\text{CH}_2)_v\text{N}(\text{T}_{1a})\text{C}(\text{O})\text{T}_1$ ,  $-(\text{CH}_2)_v\text{CN}$ ,  
 $-(\text{CH}_2)_v\text{N}(\text{T}_{1a})\text{C}(\text{O})\text{OT}_1$ ,  $-(\text{CH}_2)_v\text{N}(\text{T}_{1a})\text{C}(\text{O})\text{N}(\text{T}_{1b})\text{T}_1$ ,  
 $-(\text{CH}_2)_v\text{N}(\text{T}_{1a})\text{SO}_2\text{T}_1$ ,  $-(\text{CH}_2)_v\text{C}(\text{O})\text{N}(\text{T}_{1a})\text{T}_1$ ,  $-(\text{CH}_2)_v\text{C}(\text{O})\text{OT}_1$ ,  
 $-(\text{CH}_2)_v\text{OC}(\text{O})\text{OT}_1$ ,  $-(\text{CH}_2)_v\text{OC}(\text{O})\text{T}_1$ ,  $-(\text{CH}_2)_v\text{OC}(\text{O})\text{N}(\text{T}_{1a})\text{T}_1$ ,  
 15  $-(\text{CH}_2)_v\text{N}(\text{T}_{1a})\text{SO}_2\text{N}(\text{T}_{1b})\text{T}_1$ ,  $-(\text{CH}_2)_v\text{OT}_1$ ,  $-(\text{CH}_2)_v\text{SO}_2\text{T}_1$ ,  
 $-(\text{CH}_2)_v\text{SO}_2\text{N}(\text{T}_{1a})\text{T}_1$ ,  $-(\text{CH}_2)_v\text{C}(\text{O})\text{T}_1$ ,  $-(\text{CH}_2)_v\text{CH}(\text{OH})\text{T}_1$ ,  
 cycloheteroalkyl, or heteroaryl as defined below, with v  
 being 0-5;

$\text{T}_1$ ,  $\text{T}_{1a}$  and  $\text{T}_{1b}$  are the same or different and are  
 20 independently H, alkyl, alkenyl, alkynyl, lower  
 alkythioalkyl, alkoxyalkyl, aryl, arylalkyl, heteroaryl,  
 heteroarylalkyl, cycloheteroalkyl, or cycloalkyl, each of  
 which may be optionally substituted with 1, 2 or 3 of the  
 following groups, halogen, hydroxyl,  $-\text{NR}_{8f}\text{C}(\text{O})\text{NR}_{8g}\text{R}_{8i}$ ,  
 25  $-\text{C}(\text{O})\text{NR}_{8f}\text{R}_{8g}$ ,  $-\text{NR}_{8f}\text{C}(\text{O})\text{R}_{8g}$ ,  $-\text{CN}$ ,  $-\text{N}(\text{R}_{8f})\text{SO}_2\text{R}_{14}$ ,  $-\text{OC}(\text{O})\text{R}_{8f}$ ,  
 $-\text{SO}_2\text{NR}_{8f}\text{R}_{8g}$ ,  $-\text{SOR}_{14}$ ,  $-\text{SO}_2\text{R}_{14}$ , alkoxy,  $-\text{COOH}$ ,  
 cycloheteroalkyl, or  $-\text{C}(\text{O})\text{OR}_{14}$ ; or  $\text{T}_1$  and  $\text{T}_{1a}$  or  $\text{T}_1$  and  
 $\text{T}_{1b}$  can together form  $-(\text{CH}_2)_w\text{X}_e(\text{CH}_2)_z-$  where  $\text{X}_e$  is  
 $-\text{C}(\text{R}_{8m})(\text{R}_{8l})$ ,  $-\text{O}-$ ,  $-\text{S}-$ ,  $-\text{SO}-$ ,  $-\text{SO}_2-$ ,  $-\text{NC}(\text{O})\text{OR}_{14a}$ ,  
 30  $-\text{NC}(\text{O})\text{NR}_{14a}\text{R}_{14b}$ ,  $-\text{NC}(\text{O})\text{R}_{14a}$  or  $-\text{N}(\text{R}_{6c})$  where w and z are  
 each independently 1-3; with the proviso that  $\text{T}_1$  can not  
 be hydrogen when it is connected to carbonyl or sulfur, as  
 in  $-\text{C}(\text{O})\text{T}_1$  or  $-\text{SO}_2\text{T}_1$ ;

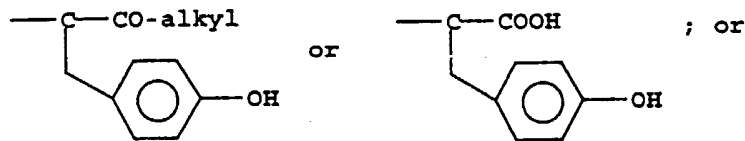
$\text{R}_{14}$ ,  $\text{R}_{14a}$ , and  $\text{R}_{14b}$  are independently  $\text{C}_1$ - $\text{C}_6$ alkyl,  
 35 heteroaryl, or aryl, each optionally substituted with  
 $-(\text{CH}_2)_s\text{OH}$ , with s being 0-5;



with the proviso that where  $X_a$  is

(1) where one or both of  $R_7$  and  $R_{7a}$ , and one or both of  $R_9$  and  $R_{10}$  form an alkylene bridge, then where  $R_5$  is

- 5  $-(CH_2)C(O)N(T_{1a})T_1$ , then at least one of  $T_{1a}$  and  $T_1 \neq H$ ; or  
 (2) where  $R_1$  is arylalkyl and  $R_{1a}$  is H and  $R_5$  is  $-(CH_2)C(O)N(T_{1a})T_1$ , then  $T_{1a}$  or  $T_1$  is other than



- 10 (3) where  $R_1$  and  $R_7$  are each 2-naphthyl- $CH_2-$ , then  $R^5 \neq$  phenethyl.

The compounds of the instant invention all have at least one asymmetric center as noted by the asterisk in structural formula I. Additional asymmetric centers may be present on the molecule depending upon the nature of the various substituents on the molecule. Each such asymmetric center will produce two optical isomers and it is intended that all such optical isomers, as separated, pure or partially purified optical isomers or racemic mixtures thereof, be included within the ambit of the instant invention. In the case of the asymmetric center represented by the asterisk in formula I, the more active and thus more preferred configuration is R as determined by the R/S rules when  $R_{1a}$  is H. Isomers may be separated by conventional methods, for example, chromatographic or fractional crystallization.

The pharmaceutically acceptable salts of the compounds of formulae I of the invention include alkali metal salts such as lithium, sodium or potassium, alkaline earth metal salts such as calcium or magnesium, as well as zinc or aluminum and other cations such as ammonium,

choline, diethanolamine, ethylenediamine, t-butylamine, t-octylamine, dehydroabietylamine, as well as  
pharmaceutically acceptable anions such as phosphate,  
mandelate, chloride, bromide, iodide, tartrate, acetate,  
5 methanesulfonate, maleate, succinate, glutarate, and salts  
of naturally occurring amino acids such as arginine,  
lysine, alanine and the like, and prodrug esters thereof.

In addition, in accordance with the present  
invention, a method for increasing levels of endogenous  
10 growth hormone or increasing the endogenous production or  
release of growth hormone is provided wherein a compound  
of formula I as defined hereinbefore is administered in a  
therapeutically effective amount.


Furthermore, in accordance with the present  
15 invention, a method is provided for preventing or treating  
osteoporosis (improving bone density and/or strength), or  
treating obesity, or increasing muscle mass and/or muscle  
strength, or maintenance of muscle strength and function  
in elderly humans, or reversal or prevention of frailty  
20 in elderly humans, wherein a compound of formula I as  
defined hereinbefore is administered in a therapeutically  
effective amount.

### Detailed Description of the Invention

The following definitions apply to the terms as used throughout this specification, unless otherwise limited in specific instances.

5 Unless otherwise indicated, the term "lower alkyl", "alkyl" or "alk" as employed herein alone or as part of another group includes both straight and branched chain hydrocarbons, containing 1 to 40 carbons, preferably 1 to 20 carbons, more preferably 1 to 6 carbons, in the normal  
10 chain, such as methyl, ethyl, propyl, isopropyl, butyl, t-butyl, isobutyl, pentyl, hexyl, isohexyl, heptyl, 4,4-dimethylpentyl, octyl, 2,2,4-trimethylpentyl, nonyl, decyl, undecyl, dodecyl, the various branched chain isomers thereof, and the like as well as such groups  
15 including 1 to 3 substituents including alkyl, aryl, alkenyl, alkynyl, hydroxy, arylalkyl, cycloalkyl, cycloalkylalkyl, alkoxy, arylalkyloxy, alkanoyl, amino, haloaryl, CF<sub>3</sub>, OCF<sub>3</sub>, aryloxy, heteroaryl, cycloalkylalkoxyalkyl, or cycloheteroalkyl.

20 Unless otherwise indicated, the term "cycloalkyl" as employed herein alone or as part of another group includes saturated or partially unsaturated (containing 1 or 2 double bonds) cyclic hydrocarbon groups containing 1 to 3 rings, including monocyclicalkyl, bicyclicalkyl and  
25 tricyclicalkyl, containing a total of 3 to 20 carbons forming the rings, preferably 4 to 7 carbons, forming the ring and which may be fused to 1 aromatic ring as described for aryl, which include cyclopropyl, cyclobutyl, cyclopentyl, cyclohexyl, cycloheptyl, cyclooctyl,  
30 cyclodecyl, cyclododecyl, cyclohexenyl,



any of which groups may be optionally substituted with 1 to 3 substituents as defined above for alkyl.

The term "aryl" as employed herein alone or as part of another group refers to monocyclic and bicyclic aromatic groups containing 6 to 10 carbons in the ring portion (such as phenyl or naphthyl) and may optionally  
5 include one to three additional rings fused to "aryl" (such as aryl, cycloalkyl, heteroaryl or cycloheteroalkyl rings) and may be optionally substituted through available carbon atoms with 1, 2, or 3 groups selected from hydrogen, halo, haloalkyl, alkyl, haloalkyl, alkoxy,  
10 haloalkoxy, alkenyl, trifluoromethyl, trifluoromethoxy, alkynyl, cycloalkylalkyl, fluorenyl, cycloheteroalkyl, cycloheteroalkylalkyl, aryl, heteroaryl, arylalkyl, aryloxy, aryloxyalkyl, arylalkoxy, arylthio, arylazo, heteroarylalkyl, heteroarylalkenyl, heteroarylheteroaryl,  
15 heteroaryloxy, hydroxy, nitro, oxo, cyano, amino, substituted amino wherein the amino includes 1 or 2 substituents (which are alkyl, aryl or any of the other aryl compounds mentioned in the definitions), thiol, alkylthio, arylthio, heteroarylthio, arylthioalkyl,  
20 alkoxyarylthio, alkylcarbonyl, arylcarbonyl, alkylaminocarbonyl, arylaminocarbonyl, alkoxy carbonyl, aminocarbonyl, alkylcarbonyloxy, arylcarbonyloxy, alkylcarbonylamino, arylcarbonylamino, arylsulfinyl, arylsulfinylalkyl, arylsulfonylamino or  
25 arylsulfonaminocarbonyl, or preferably any of the aryl substituents as set out above.

Preferred aryl groups include phenyl, biphenyl or naphthyl.

The term "aralkyl", "aryl-alkyl" or "aryllower  
30 alkyl" as used herein alone or as part of another group refers to alkyl groups as discussed above having an aryl substituent, such as benzyl or phenethyl, or naphthylpropyl, or an aryl as defined above.

The term "lower alkoxy", "alkoxy", "aryloxy" or  
35 "aralkoxy" as employed herein alone or as part of another group includes any of the above alkyl, aralkyl or aryl groups linked to an oxygen atom.

The term "amino" as employed herein alone or as part of another group may optionally be substituted with one or two substituents such as alkyl, aryl, arylalkyl, heteroaryl, heteroarylalkyl, cycloheteroalkyl, cycloheteroalkylalkyl and/or cycloalkyl.

The term "lower alkylthio", alkylthio", "arylthio" or "aralkylthio" as employed herein alone or as part of another group includes any of the above alkyl, aralkyl or aryl groups linked to a sulfur atom.

The term "lower alkylamino", "alkylamino", "arylamino", or "arylalkylamino" as employed herein alone or as part of another group includes any of the above alkyl, aryl or arylalkyl groups linked to a nitrogen atom.

The term "acyl" as employed herein by itself or part of another group, as defined herein, refers to an organic radical linked to a carbonyl  $\left( \begin{array}{c} \text{O} \\ \parallel \\ \text{C} \end{array} \right)$  group; examples of acyl groups include alkanoyl, alkenoyl, aroyl, aralkanoyl, heteroaroyl, cycloalkanoyl, and the like.

The term "alkanoyl" as used herein alone or as part of another group refers to alkyl linked to a carbonyl group.

Unless otherwise indicated, the term "lower alkenyl" or "alkenyl" as used herein by itself or as part of another group refers to straight or branched chain radicals of 2 to 20 carbons, preferably 3 to 12 carbons, and more preferably 2 to 6 carbons in the normal chain, which include one to six double bonds in the normal chain, such as vinyl, 2-propenyl, 3-butenyl, 2-butenyl, 4-pentenyl, 3-pentenyl, 2-hexenyl, 3-hexenyl, 2-heptenyl, 3-heptenyl, 4-heptenyl, 3-octenyl, 3-nonenyl, 4-decenyl, 3-undecenyl, 4-dodecenyl, 4,8,12-tetradecatrienyl, and the like, and which may be optionally substituted with 1 to 4 substituents, namely, halogen, haloalkyl, alkyl, alkoxy, alkenyl, alkynyl, aryl, arylalkyl, cycloalkyl, amino, hydroxy, heteroaryl, cycloheteroalkyl, alkanoylamino, alkylamido, arylcarbonylamino, nitro, cyano, thiol,

alkylthio or any of the substituents for alkyl as set out herein.

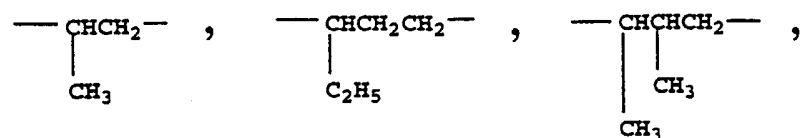
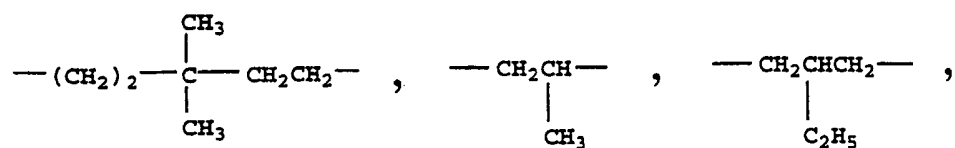
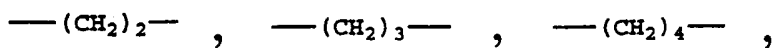
Unless otherwise indicated, the term "lower alkynyl" or "alkynyl" as used herein by itself or as part  
5 of another group refers to straight or branched chain radicals of 2 to 20 carbons, preferably 2 to 12 carbons and more preferably 2 to 8 carbons in the normal chain, which include one triple bond in the normal chain, such as  
2-propynyl, 3-butynyl, 2-butynyl, 4-pentynyl, 3-pentynyl,  
10 2-hexynyl, 3-hexynyl, 2-heptynyl, 3-heptynyl, 4-heptynyl, 3-octynyl, 3-nonynyl, 4-decynyl, 3-undecynyl, 4-dodecynyl and the like, and which may be optionally substituted with 1 to 4 substituents, namely, halogen, haloalkyl, alkyl, alkoxy, alkenyl, alkynyl, aryl, arylalkyl, cycloalkyl,  
15 amino, heteroaryl, cycloheteroalkyl, hydroxy, alkanoylamino, alkylamido, arylcarbonylamino, nitro, cyano, thiol, and/or alkylthio, or any of the substituents for alkyl as set out herein.

The term "alkylene" as employed herein alone or as  
20 part of another group refers to alkyl groups as defined above having single bonds for attachment to other groups at two different carbon atoms and may optionally be substituted as defined above for "alkyl".

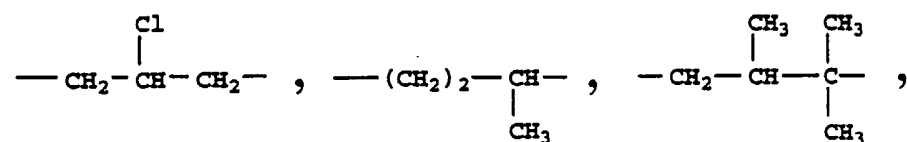
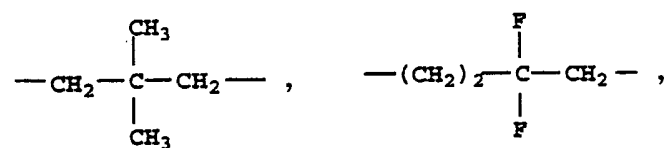
The terms "alkenylene" and "alkynylene" as employed  
25 herein alone or as part of another group refer to alkenyl groups as defined above and alkynyl groups as defined above, respectively, having single bonds for attachment at two different carbon atoms.

Examples of  $(\text{CH}_2)_x$ ,  $(\text{CH}_2)_y$ ,  $(\text{CH}_2)_w$ ,  $(\text{CH}_2)_v$ ,  $(\text{CH}_2)_s$ ,  
30  $(\text{CH}_2)_t$ ,  $(\text{CH}_2)_u$  or  $(\text{CH}_2)_z$  groups (which may include alkylene, alkenylene or alkynylene groups as defined herein, and may optionally include 1, 2, or 3 substituents which may be any of the alkyl substituents set out herein), are as follows:


35



5



10



15

The term "halogen" or "halo" as used herein alone or as part of another group refers to chlorine, bromine, fluorine, and iodine as well as  $\text{CF}_3$ , with chlorine or fluorine being preferred.

20

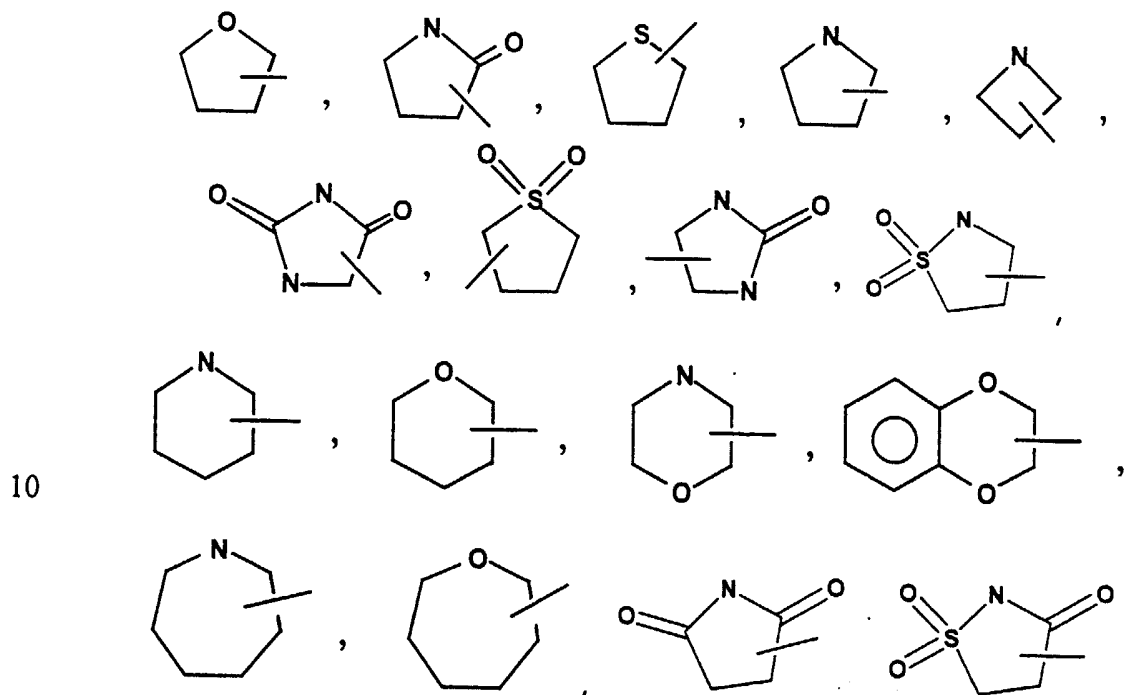
The term "metal ion" refers to alkali metal ions such as sodium, potassium or lithium and alkaline earth metal ions such as magnesium and calcium, as well as zinc and aluminum.

25

The term "heterocyclic", "heterocyclo" or "heterocycle" as employed herein alone or as part of another group refers to "heteroaryl" groups or "cycloheteroalkyl" groups.

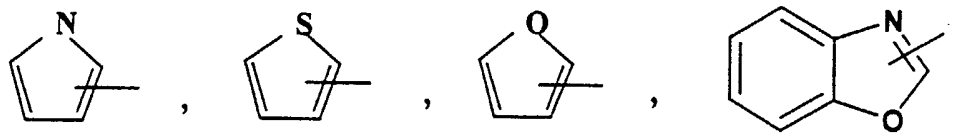
The term "cycloheteroalkyl" as used herein alone or as part of another group refers to a 4-, 5-, 6- or 7-

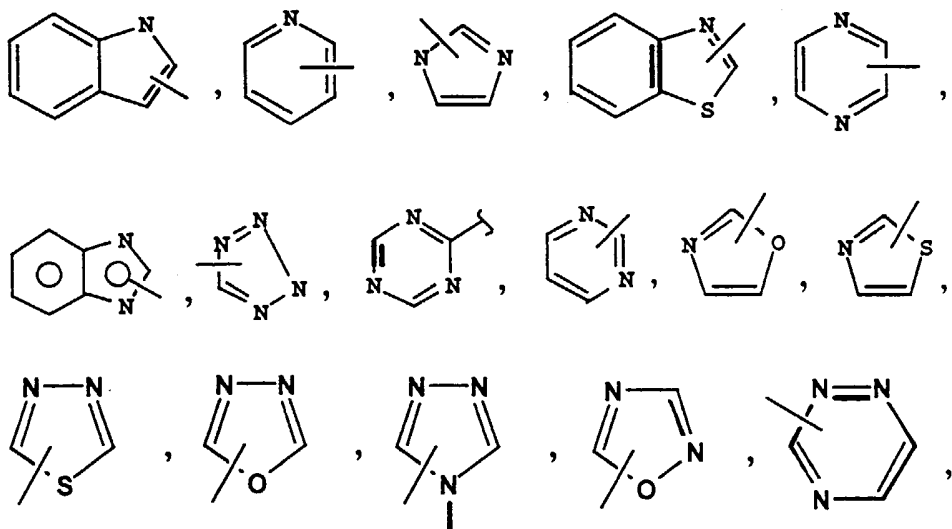
membered saturated or partially unsaturated ring which includes 1 to 2 hetero atoms such as nitrogen, oxygen and/or sulfur, linked through a carbon atom or a heteroatom, where possible, optionally via the linker (CH<sub>2</sub>)<sub>p</sub> (which is defined above), such as



and the like. The above groups may include 1 to 4 substituents such as alkyl, halo, oxo and/or any of of the aryl substituents set out herein. In addition, any of the above rings can be fused to a cycloalkyl, aryl, heteroaryl or cycloheteroalkyl ring.

The term "heteroaryl" or "heterocyclicaryl" as used herein alone or as part of another group refers to a 5- or 6- membered aromatic ring which includes 1, 2, 3 or 4 hetero atoms such as nitrogen, oxygen or sulfur, and such rings fused to an aryl, cycloalkyl, heteroaryl or cycloheteroalkyl ring (e.g. benzothienophenyl, indolyl), and includes possible N-oxides, such as





5

and the like.

The heteroaryl groups may optionally include 1 to 4 substituents such as any of the aryl substituents set out herein. In addition, any of the above rings can be fused to a cycloalkyl, aryl, heteroaryl or cycloheteroalkyl ring.

The term "prodrug esters" of the formula I compounds includes esters of hydroxyls and phenols, such as acetate, benzoate, pivalate, stearoylate, isobutyrate, and the like as known in the art.

15

### General Synthetic Schemes

The compounds of the present invention may be prepared according to the following general synthetic schemes, as well as relevant published literature procedures that are used by the one skilled in the art. Exemplary reagents and procedures for these reactions appear hereinafter and in the working Examples. Unless otherwise specified, the various substituents of the compounds are defined in the same manner as the formula I compound of the invention.

25

In the following reactions, amide bond forming (peptide coupling) reactions are conducted under standard peptide coupling procedures known in the art. Optimally, the reaction is conducted in a solvent such as dimethylformamide (DMF) at 0°C to room temperature using

30

1-ethyl-3-(3-dimethylamino-propyl)carbodiimide (EDAC) or (WSC)), 1-hydroxybenzo-triazole hydrate (HOBt) or 1-hydroxy-7-azabenzotriazole (HOAt) and a base, for example 4-dimethylaminopyridine (DMAP) or Hunig's base.

5 Unnatural protected amino acids can be purchased or prepared by standard methods known in the art. Chiral preparations include Meyers, A. G. et al., *J. Am. Chem. Soc.*, 119, 656-673 (1997). O-Alkylated serine derivatives can be formed from serine by known methods, Maligres, P. E. et al., *Tetrahedron*, 53, 10983-10992 (1997).

The cyclizations to benzimidazoles or benzoxazoles in Schemes 1, 1a, and 1b can be carried out under standard conditions known in the art. Suitable cyclization procedures are described in Nestor, Jr., J.J., *J. Med. Chem.*, 27, 320-5 (1984) and are optimally heating (60-90°C) in an acidic solvent, such as acetic acid. Benzothiazoles can be prepared as in Spitulnik, M. J., *Synthesis*, 730 (1976), and by other methods known in the art.

20 Protection and deprotection in the Schemes below may be carried out by procedures generally known in the art. See, for example, T. W. Greene, *Protecting Groups in Organic Synthesis*, Second Edition, 1991. PG in the Schemes below denotes a nitrogen protecting group, optimally BOC. 25 The BOC group can be removed under acidic conditions, optimally HCl or trifluoroacetic acid.

Reduction of nitro groups in Schemes 1c and 1d can be carried out by methods known in the art. Optimally the reduction can be carried out with H<sub>2</sub> in the presence of a 30 catalyst (palladium or platinum).

The arylation reaction covered in Scheme 2 can be performed under the known Suzuki coupling conditions in the literature, or other conditions using the metals zinc or tin known in the art. If the Rx is a chloro, the 35 coupling can be performed as disclosed in Indolese, A. F., *Tet. Lett.*, 38, 3513-3516 (1997) or Shen, W. *Tet. Lett.*, 38, 5575-5578 (1997) using a nickel catalyst.

The tetrazole forming reaction found in Scheme 3 can be carried out under standard conditions known in the art. Suitable procedures are described in Duncia et al. *J. Org. Chem.*, 56, 2395 (1991).

5 The triazole forming reaction found in Scheme 4 can be carried out under standard conditions known in the art. Suitable procedures are described in Sung, K et al. *Heterocyc. Chem.*, 29, 1101 (1992), Shukla, J.S. et al. *Indian J Chem.*, 30B, 332 (1991), and Wilson, M. W. et al. *Molecular Diversity*, 3, 95 (1998).

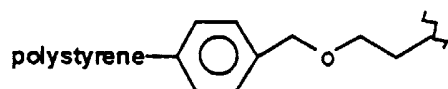
10 Other heterocycles can be prepared by methods known to those skilled in the art and by methods found in A. Katritzky, *Comprehensive Heterocyclic Chemistry*, Volume 1 and Volume 2, Elsevier. Oxazoles can be formed following  
15 methods found in Hamada, Y. et al. *Tet. Lett.*, 23, 235-6 (1982). Oxazoles can also be prepared as in Zhang, X. et al. *J. Heterocyclic Chem.*, 34, 1061-4 (1997), and references cited therein. Thiazoles can be prepared following the procedures in Bredenkamp, M. W. et al.,  
20 *Synth. Commun.*, 2235-2249 (1990) or Aguilar, E., *Tet. Lett.*, 2473-2476 (1994). Oxadiazoles can be prepared as in Borg, S. et al. *J. Org. Chem.*, 60, 3112-3120 (1995).

The transformation of alcohols 69 to azido 70 and 75 to 76 (Schemes 5 and 5a) can be performed by methods known  
25 in the art. A single pot procedure described in Thompson, A.S. et al. *J Org Chem.*, 58, 886 (1993), is the optimal transformation.

The imidazoles prepared as shown in Scheme 5 and 5a can be carried out following the procedures given in  
30 Chadwick, D. J. et al. *J. Chem. Soc. Perkin Trans. I*, 481 (1984) and Iddon, B., *Heterocycles*, 23, 117 (1985).

The tetrazole forming reaction shown in Scheme 6 can be carried out on solid phase resin.

The solid balls in the schemes and examples below are  
35 used to designate a solid phase resin, for example



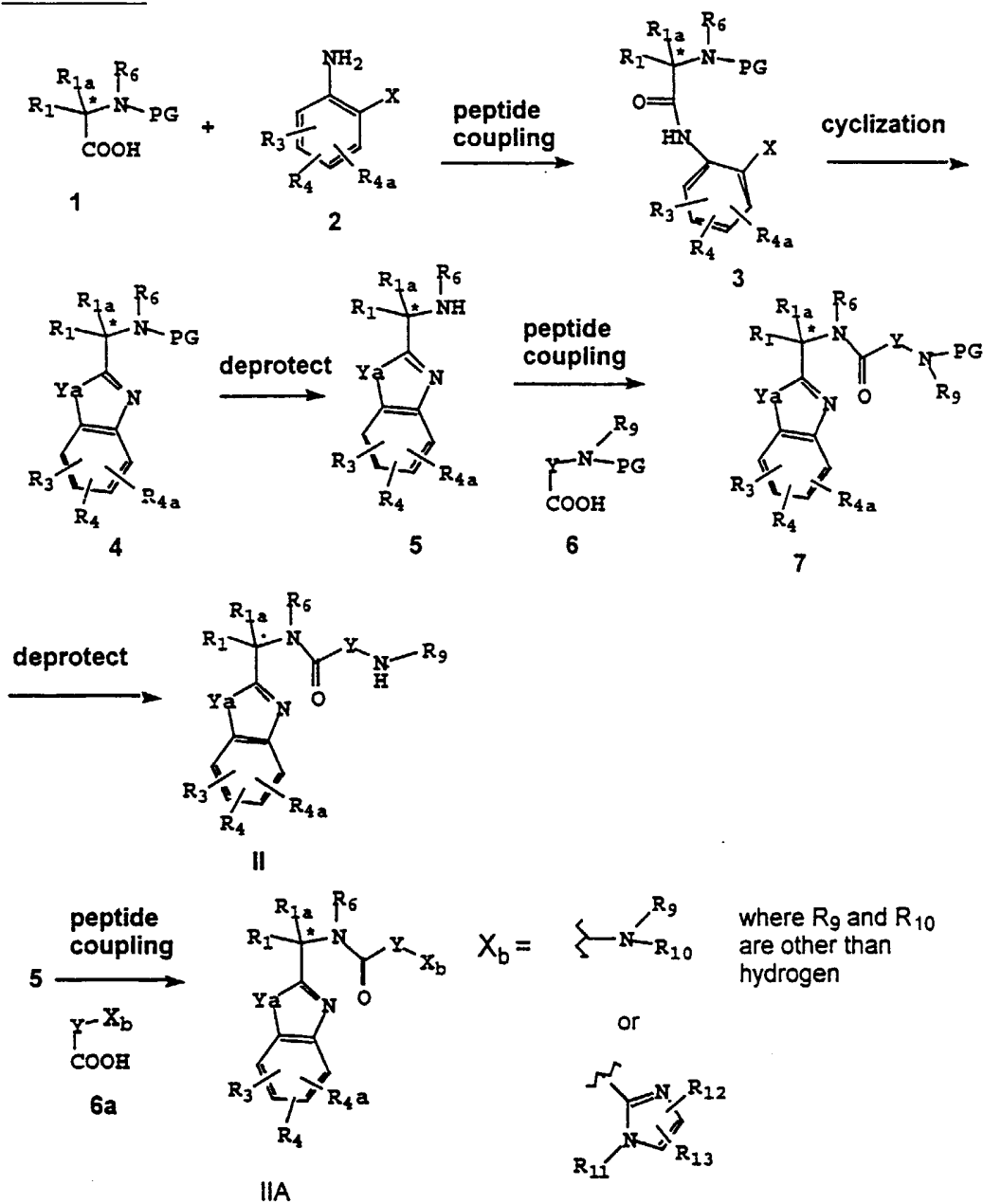
The resin may be a Merrifield type resin.

Intermediates 28 and 42 can be further transformed as shown previously in Schemes 3. Alternatively, intermediates 28 and 42 can be treated with an acid linked  
5 to a resin, such as Merrifield or Rink, to give resin bound amides, which can be cleaved to give compounds VI and IX. The carbamate resin linker depicted in Scheme 6 is only one possible candidate (Hernandez, A. et al. *J. Org. Chem.*, 62, 3153 (1997)).

10 Compounds in all Schemes except 1b with a terminal -NH-R<sub>9</sub> moiety can be transformed by methods known in the art, such as reductive amination or alkylation, to

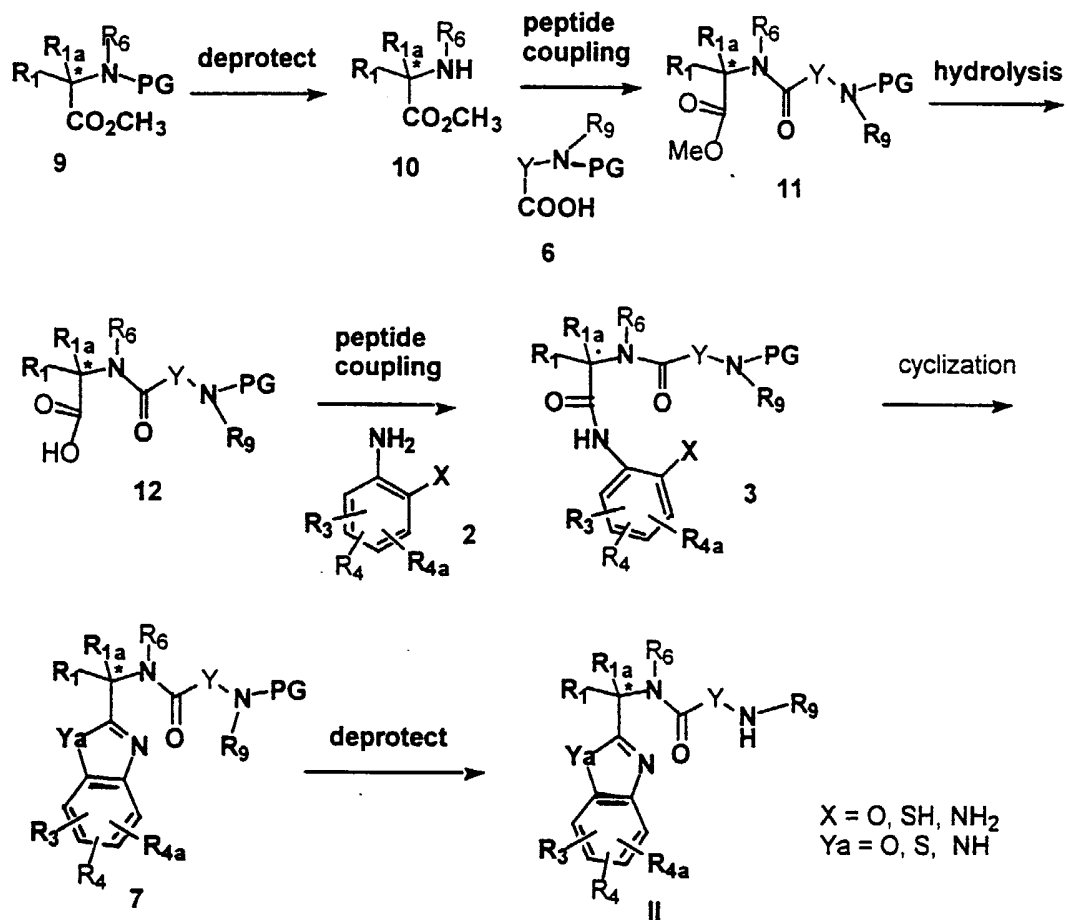
compounds of the form  $\text{---N} \begin{matrix} \text{R}_9 \\ \text{R}_{10} \end{matrix}$ .

Scheme 1

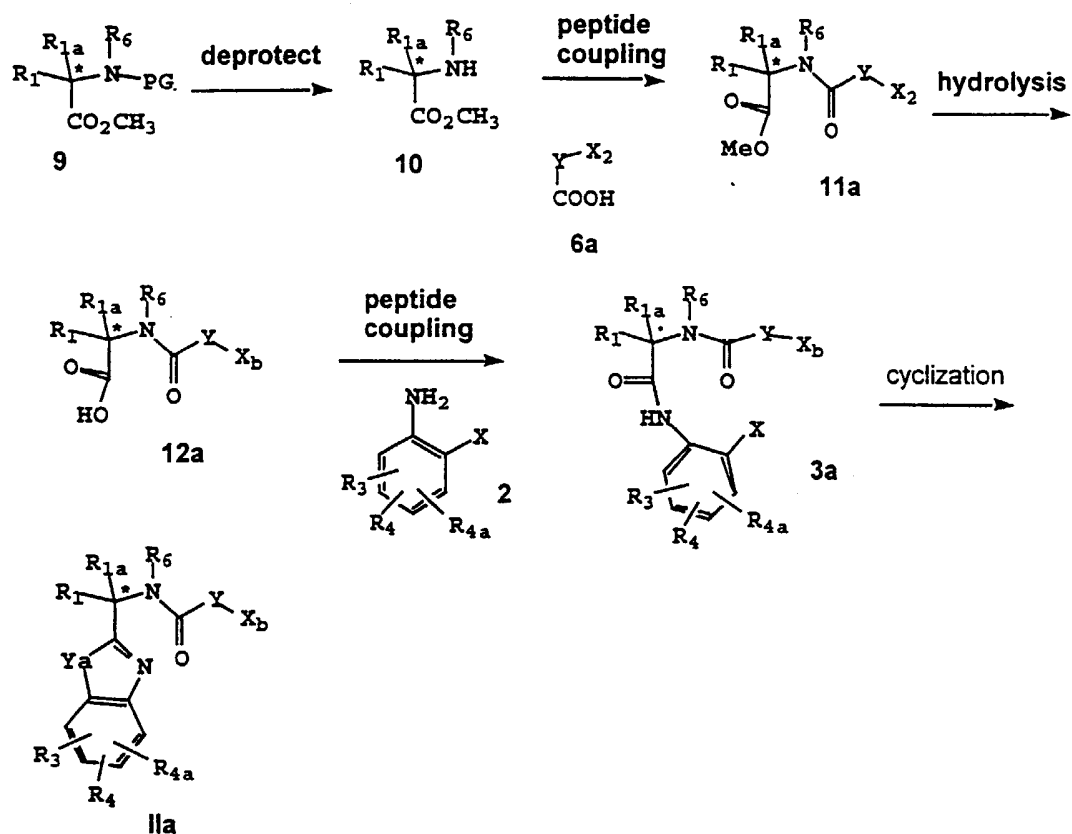


$X = O, SH, NH_2$   
 $Y_a = O, S, NH$   
 PG = protecting group

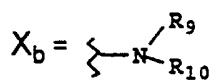
Scheme 1a



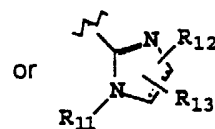
Scheme 1b



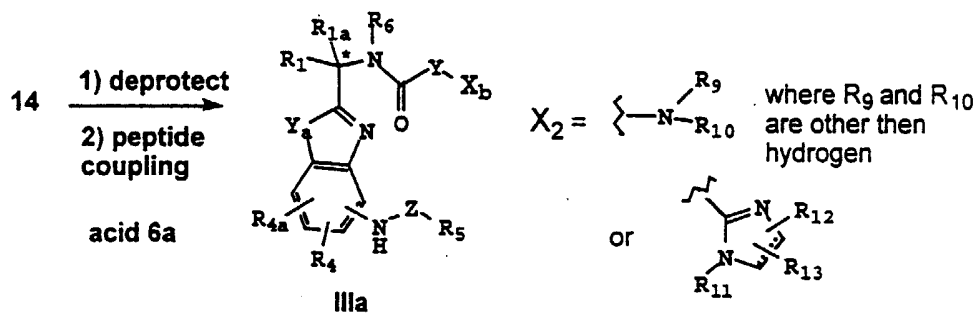
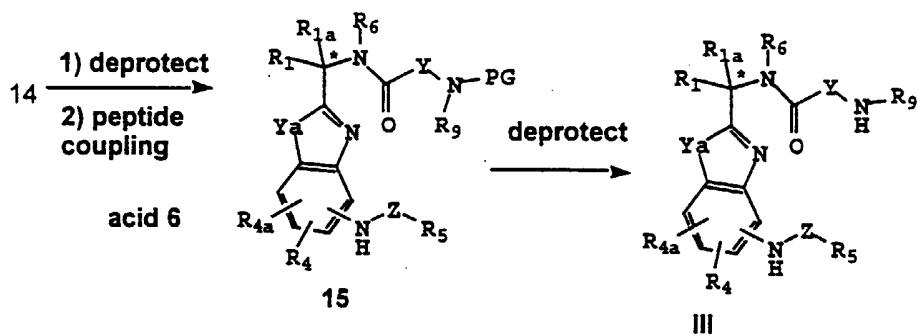
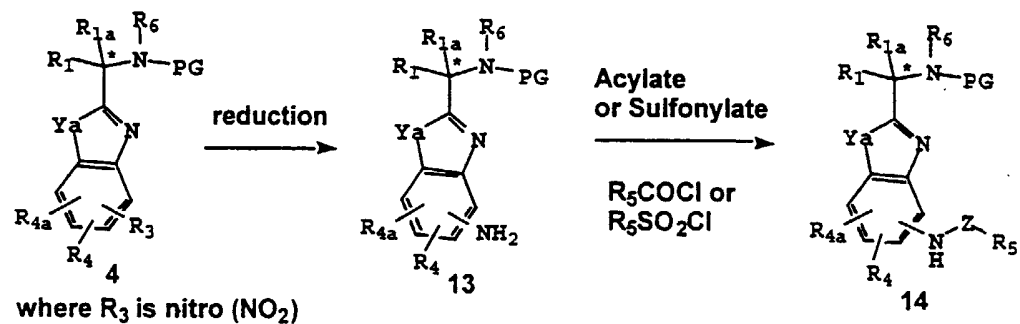
X = O, SH, NH<sub>2</sub>  
 Ya = O, S, NH



where R<sub>9</sub> and R<sub>10</sub> are other than hydrogen;



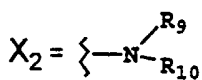
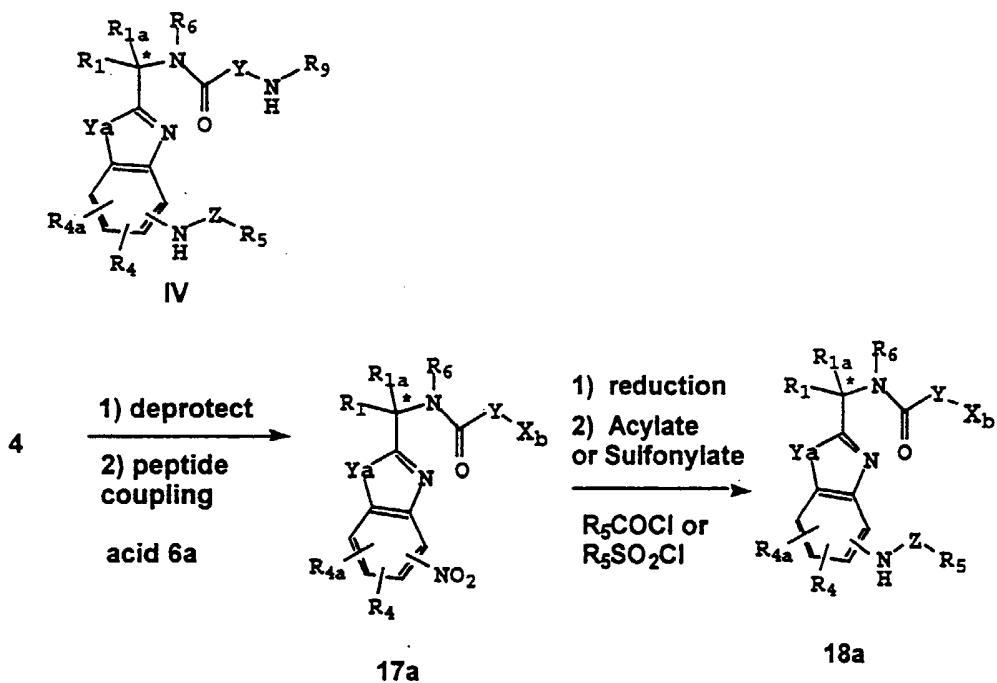
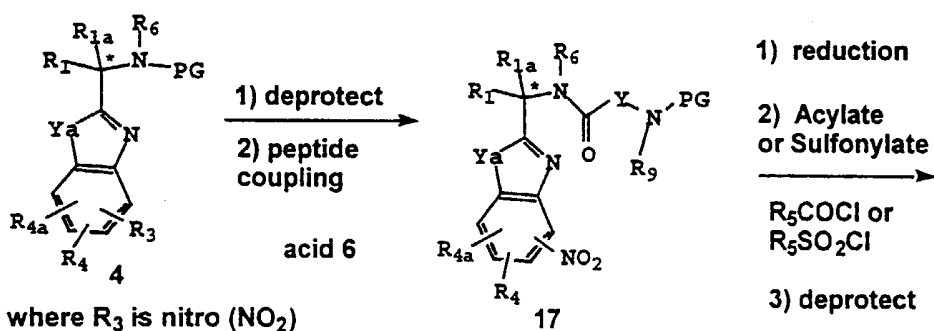
Scheme 1c



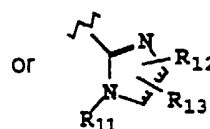
$Y_a = \text{O}, \text{S}, \text{NH}$

$Z = -\text{CO}, -\text{SO}_2$

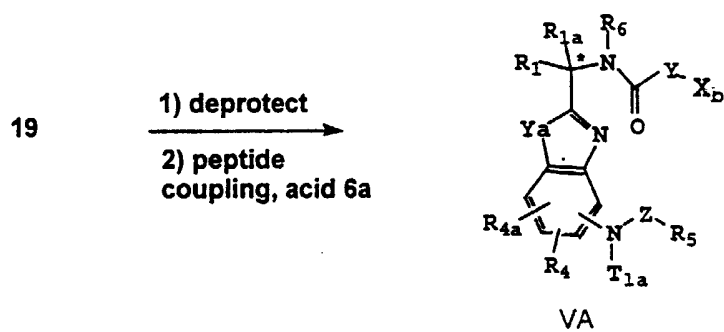
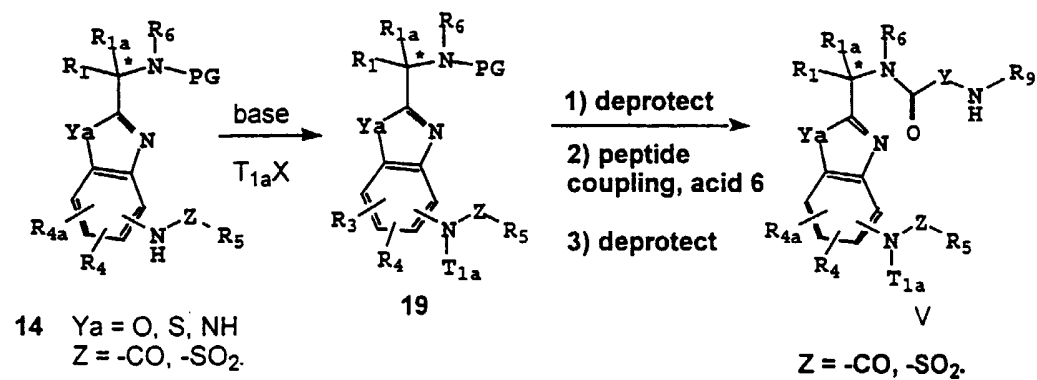
Scheme 1d



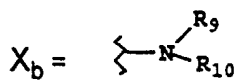
where  $R_9$  and  $R_{10}$  are other than hydrogen



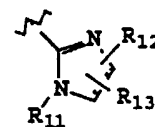
## Scheme 1e



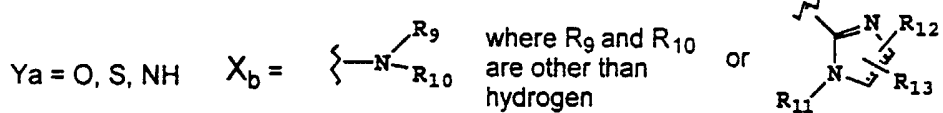
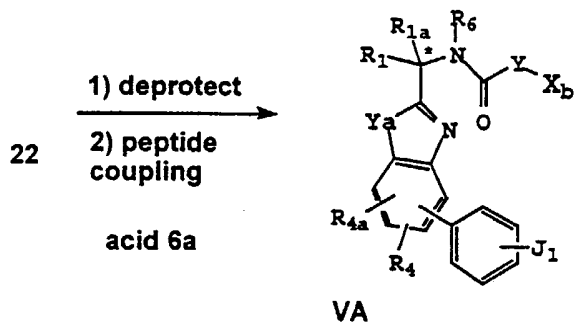
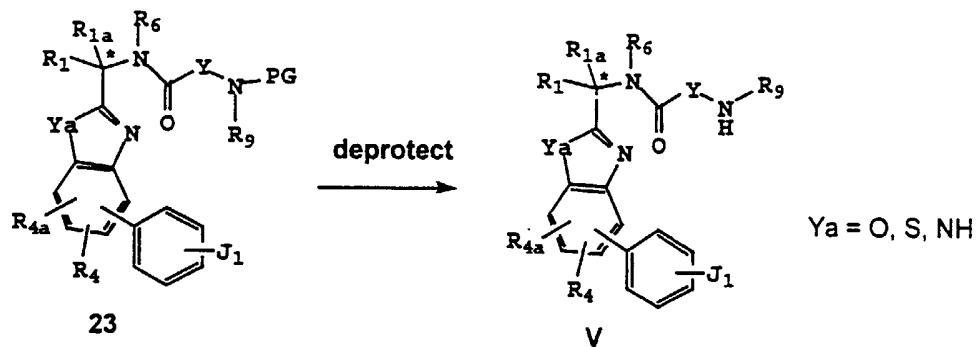
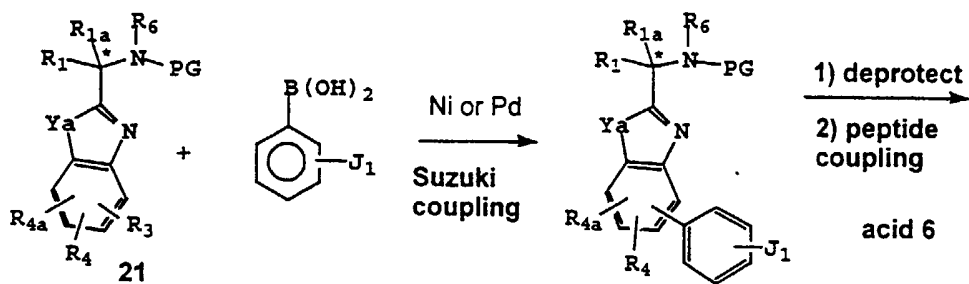
$Y_a = O, S, NH$   
 $Z = -CO, -SO_2$



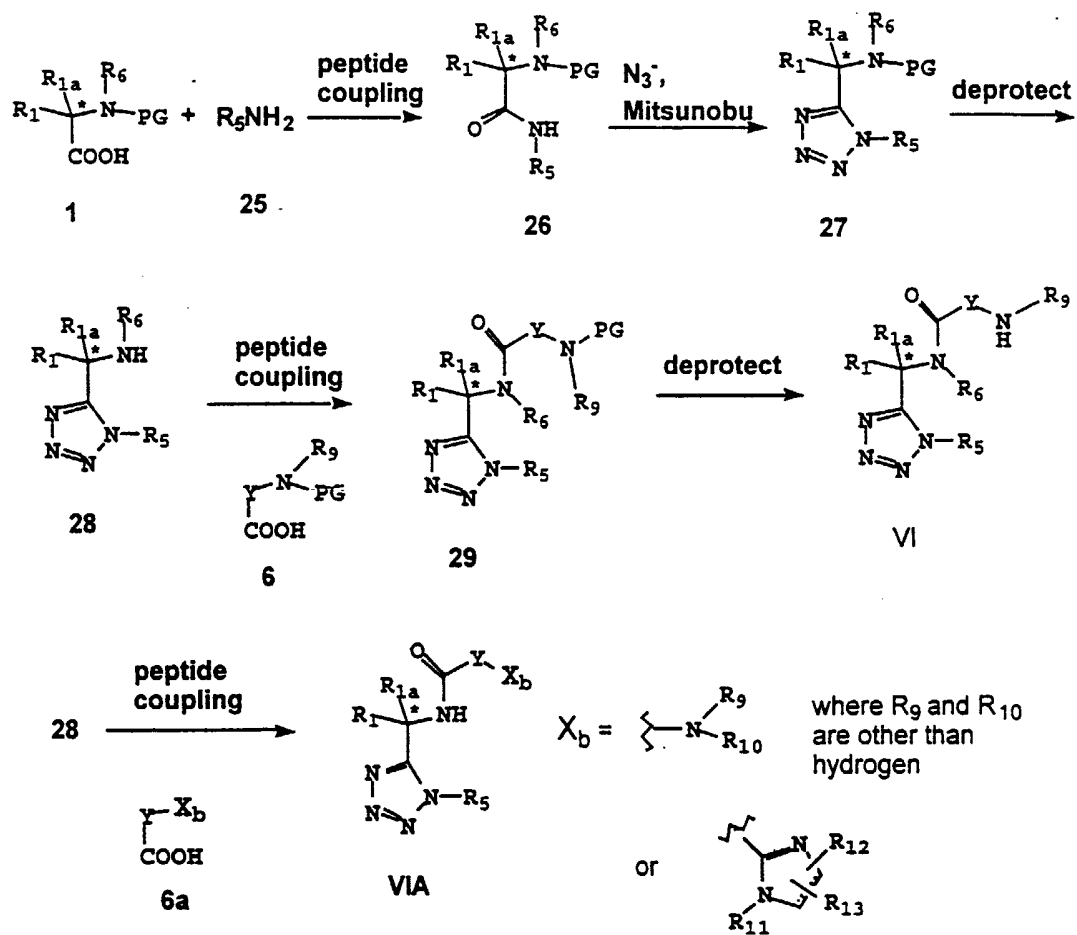
where  $R_9$  and  $R_{10}$   
are other than  
hydrogen



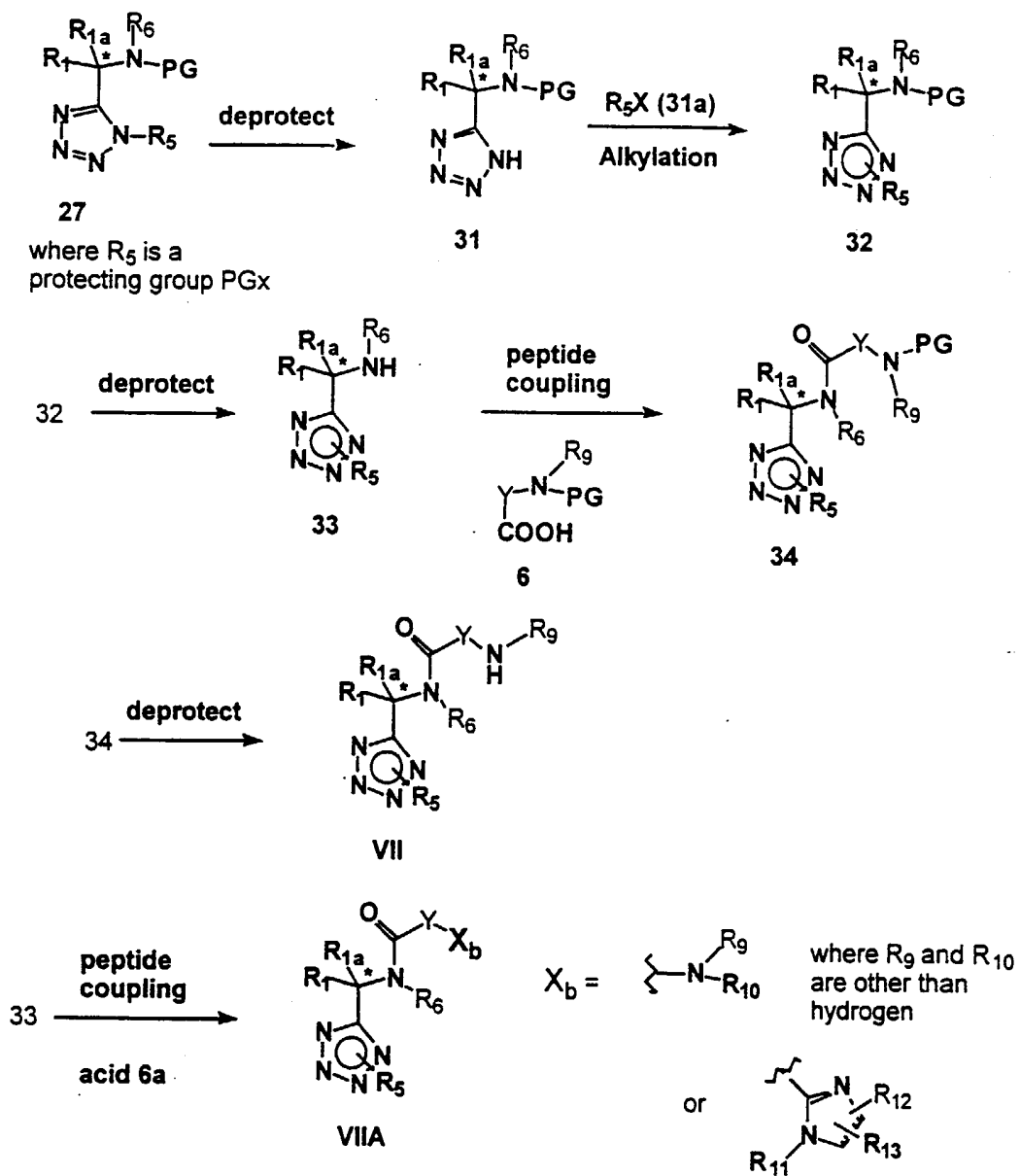
Scheme 2



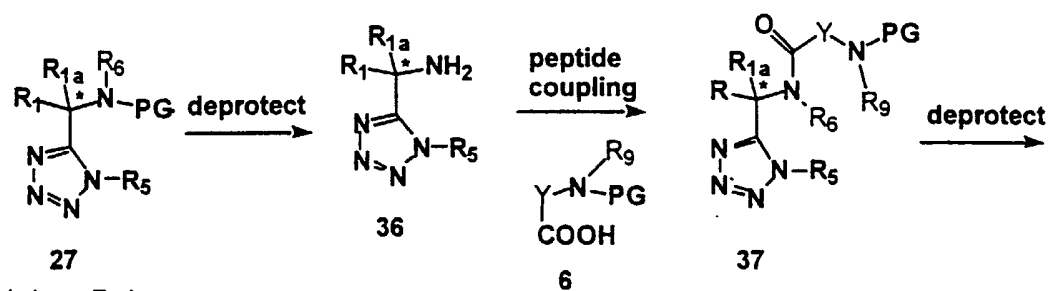
## Scheme 3: Tetrazole



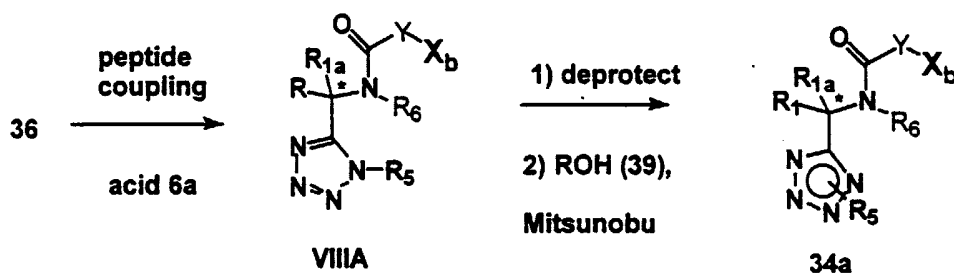
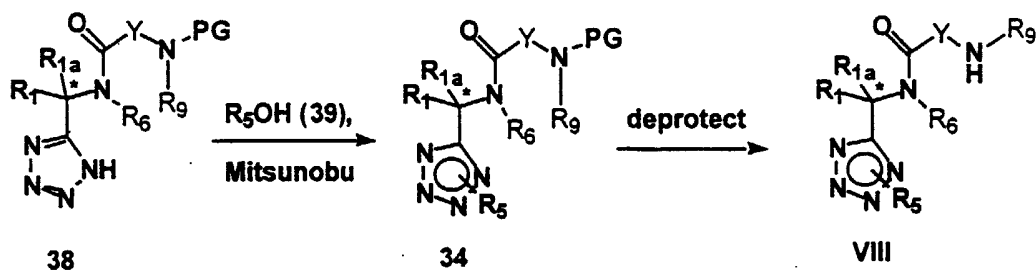
Scheme 3a: Tetrazole



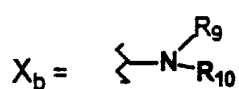
Scheme 3b



(where  $R_5$  is a protecting group PGx)

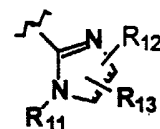


(where  $R_5$  is a protecting group)

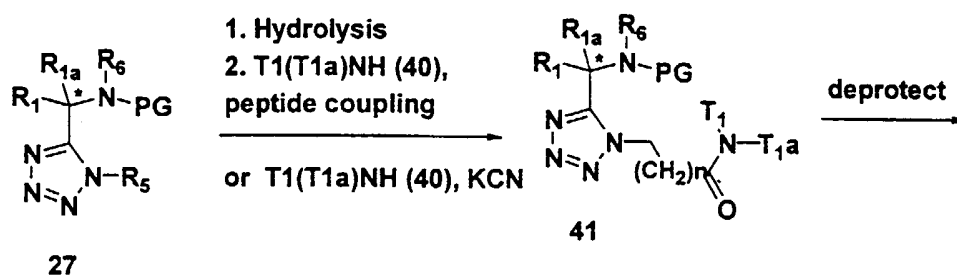


where  $R_9$  and  $R_{10}$  are other than hydrogen

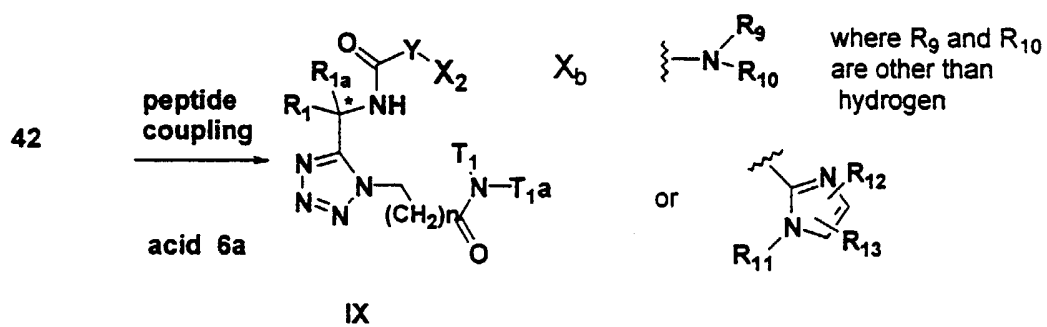
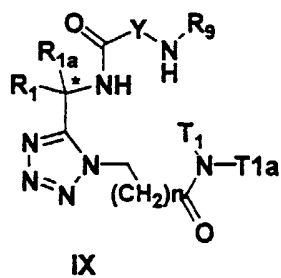
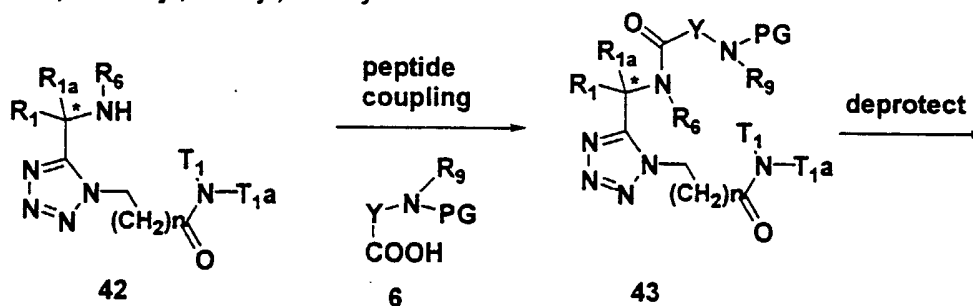
or



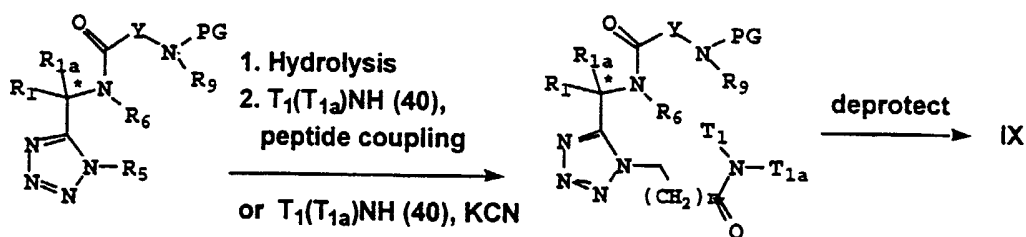
Scheme 3c



Where  $R_6 = -CH_2(CH_2)_nCO_2R_x$   
 $n = 0-4$ ,  $R_x = \text{alkyl, alkaryl, alkenyl}$



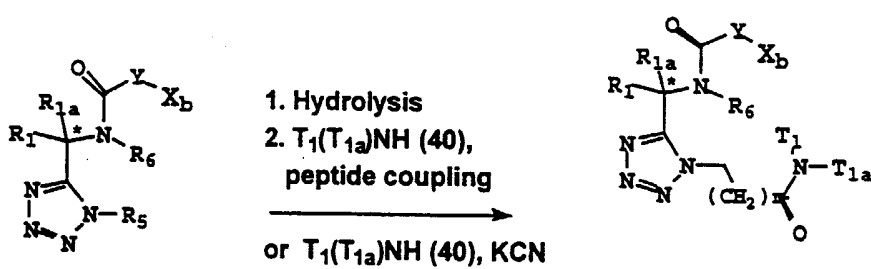
## Scheme 3d



29

43

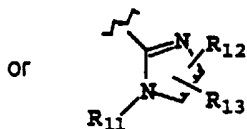
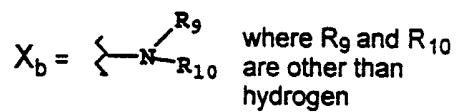
Where  $R_5 = -CH_2(CH_2)_nCO_2R_x$   
 $n = 0-4$



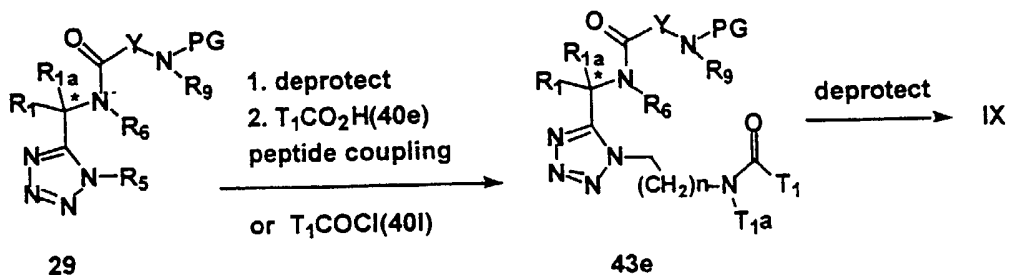
29a

IXA

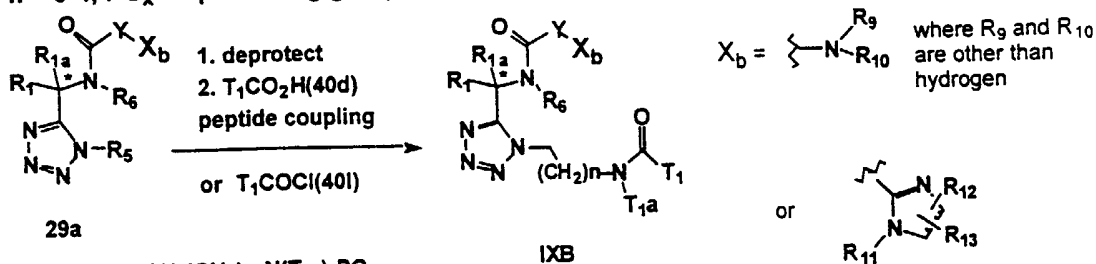
Where  $R_5 = -CH_2(CH_2)_nCO_2R_x$   
 $n = 0-4$



Scheme 3e



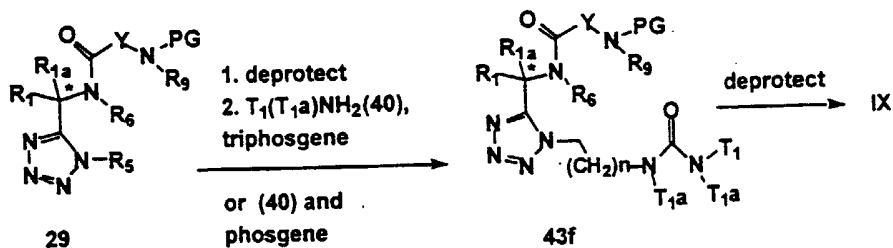
Where  $R_5 = -CH_2(CH_2)_n-N(T_{1a})-PG_x$   
 $n = 0-4$ ,  $PG_x =$  a protecting group



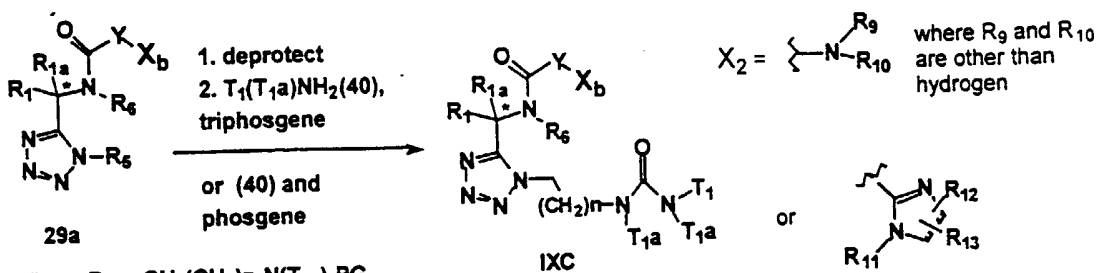
Where  $R_5 = -CH_2(CH_2)_n-N(T_{1a})-PG_x$   
 $n = 0-4$ ,  $PG_x =$  a protecting group

5

Scheme 3f

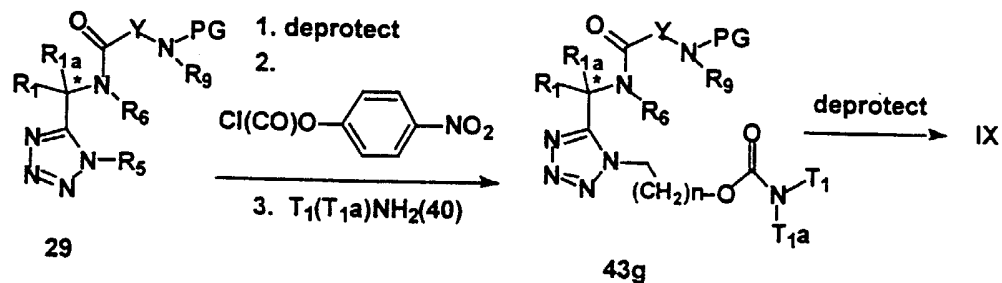


Where  $R_5 = -CH_2(CH_2)_n-N(T_{1a})-PG_x$   
 $n = 0-4$ ,  $PG_x =$  a protecting group

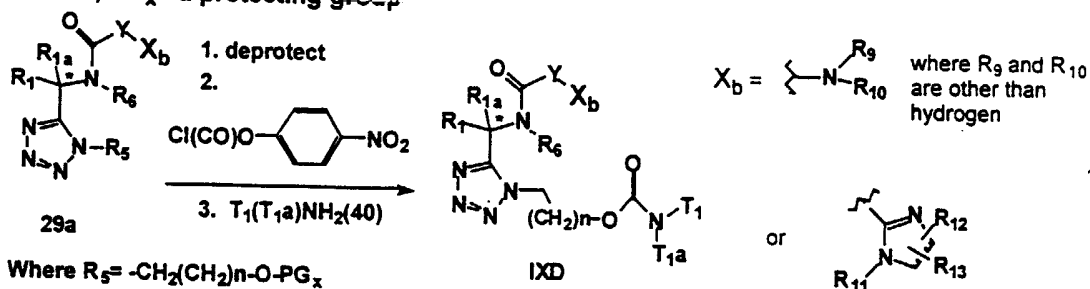


Where  $R_5 = -CH_2(CH_2)_n-N(T_{1a})-PG_x$   
 $n = 0-4$ ,  $PG_x =$  a protecting group

## Scheme 3g



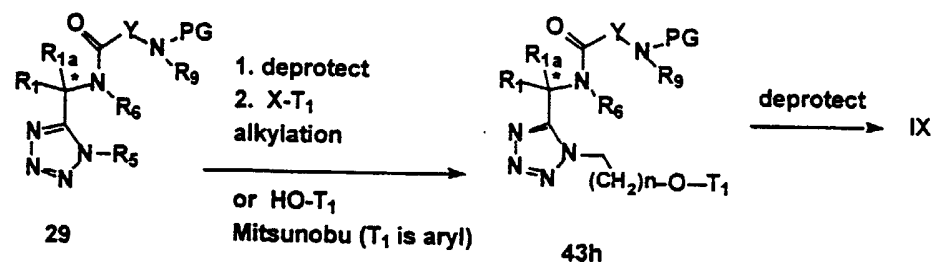
Where  $R_5 = -CH_2(CH_2)_n-O-PG_x$   
 $n = 0-4$ ,  $PG_x$  = a protecting group



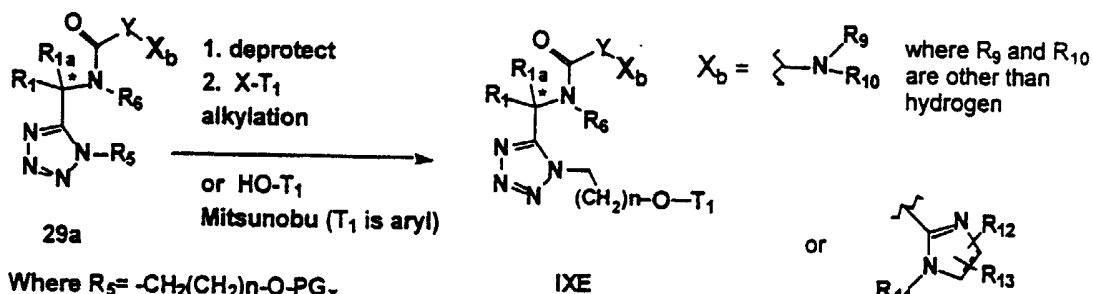
Where  $R_5 = -CH_2(CH_2)_n-O-PG_x$   
 $n = 0-4$ ,  $PG_x$  = a protecting group

5

## Scheme 3h

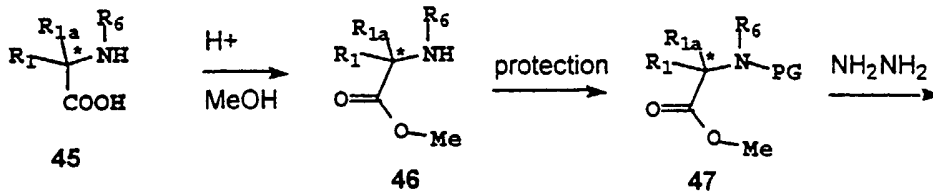


Where  $R_5 = -CH_2(CH_2)_n-O-PG_x$   
 $n = 0-4$ ,  $PG_x$  = a protecting group

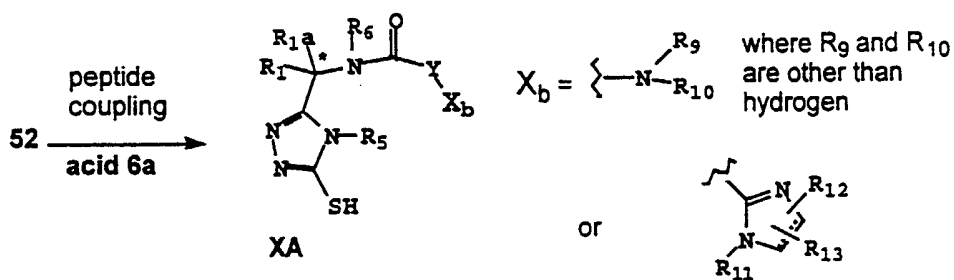
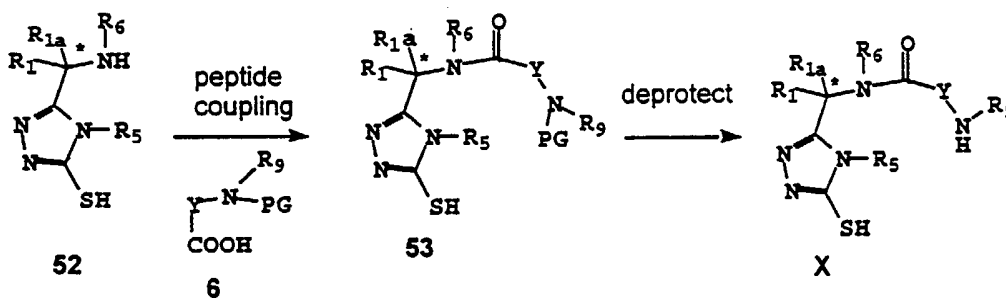
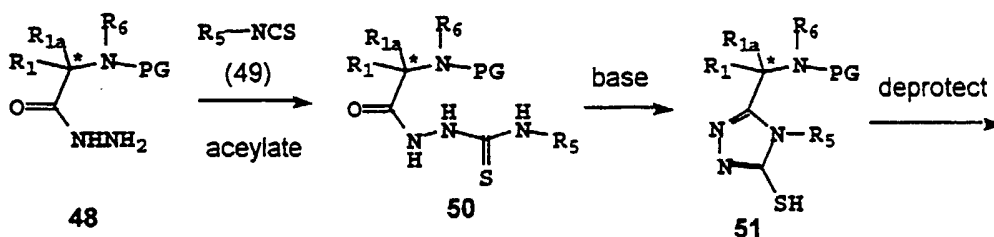


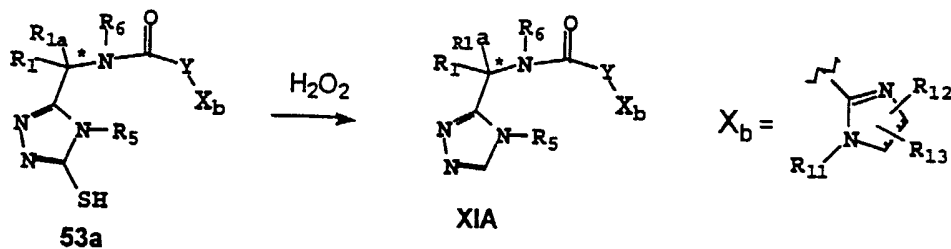
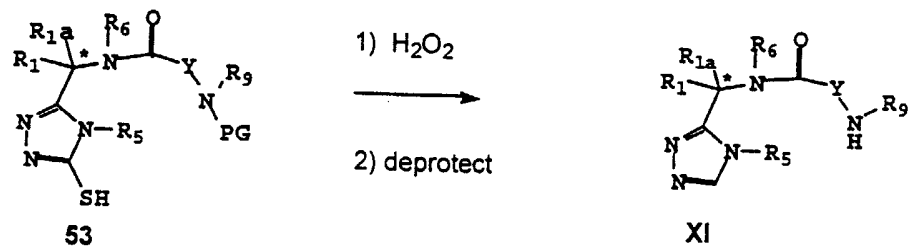
Where  $R_5 = -CH_2(CH_2)_n-O-PG_x$   
 $n = 0-4$ ,  $PG_x$  = a protecting group

Scheme 4: Triazoles

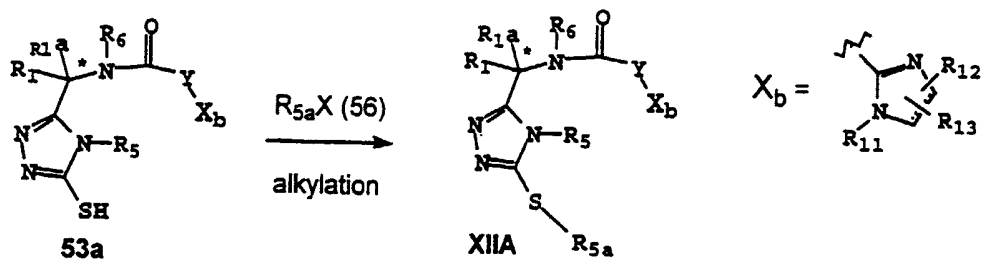
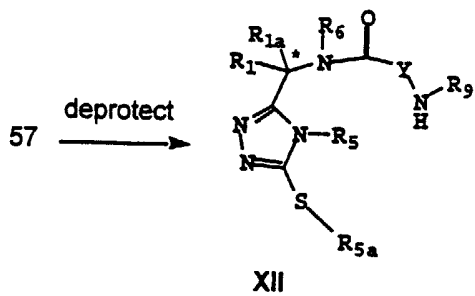
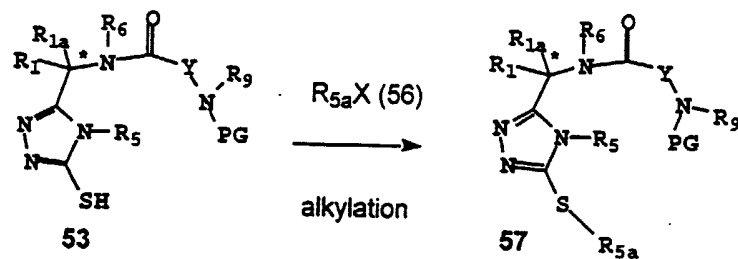


45 can be any natural or unnatural  $\alpha$ -amino acid

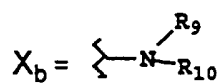
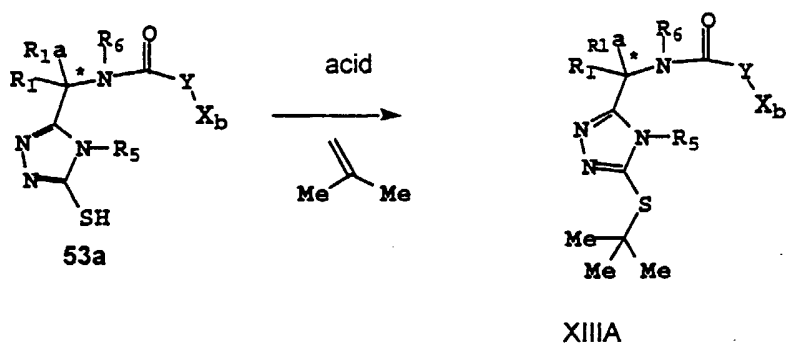
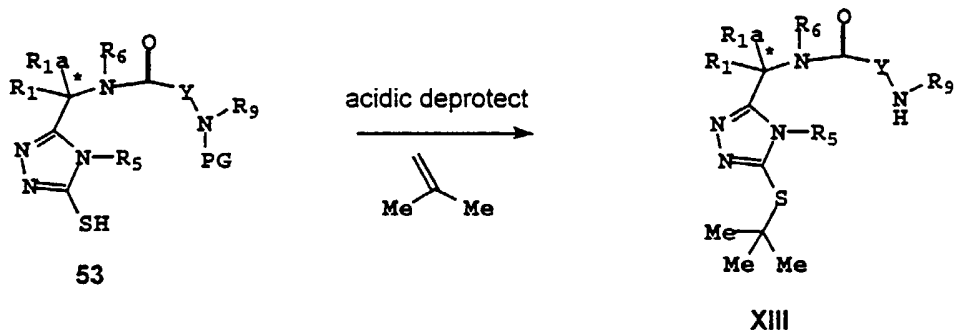




## 5 Scheme 4b

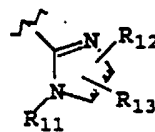


Scheme 4c

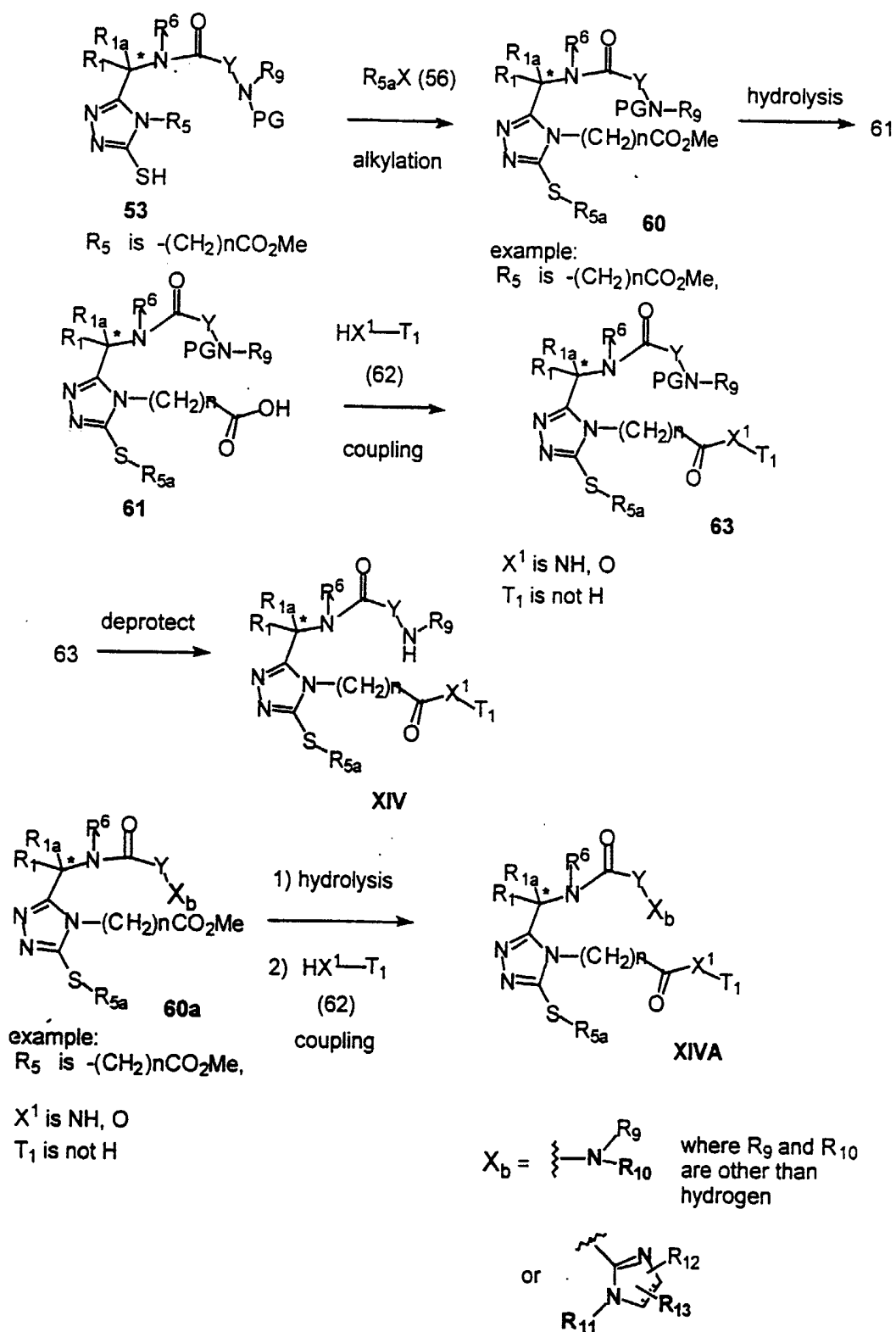


where  $R_9$  and  $R_{10}$  are other than hydrogen

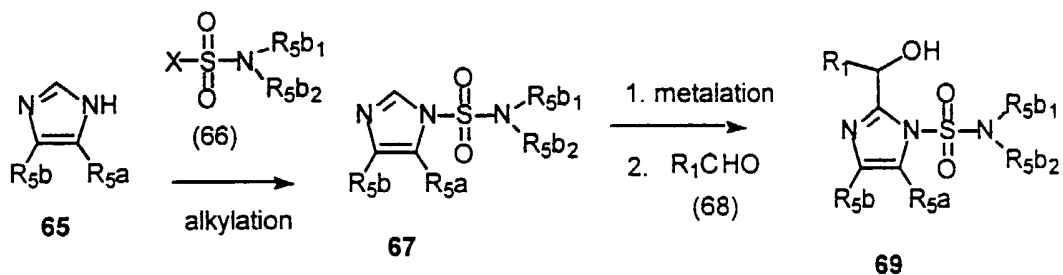
or



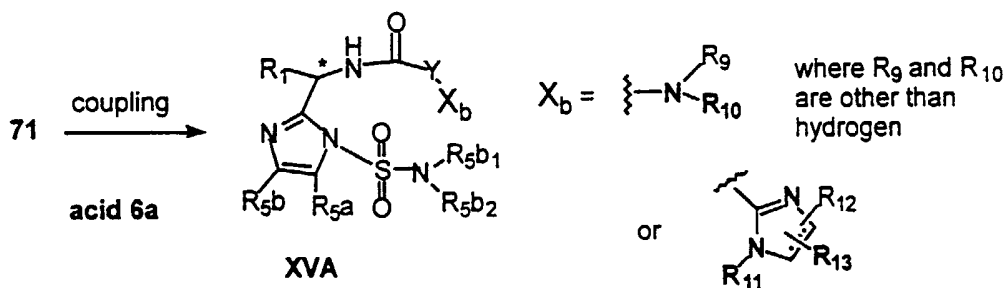
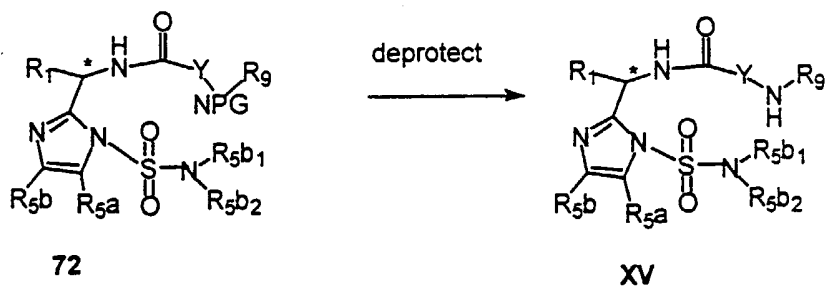
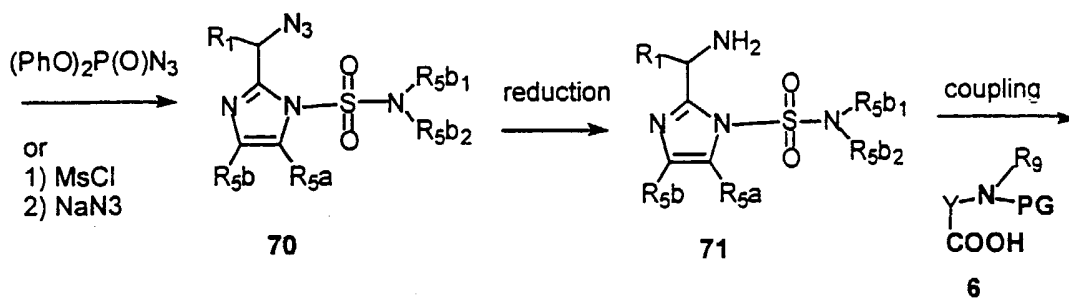
## Scheme 4d



Scheme 5: Imidazoles

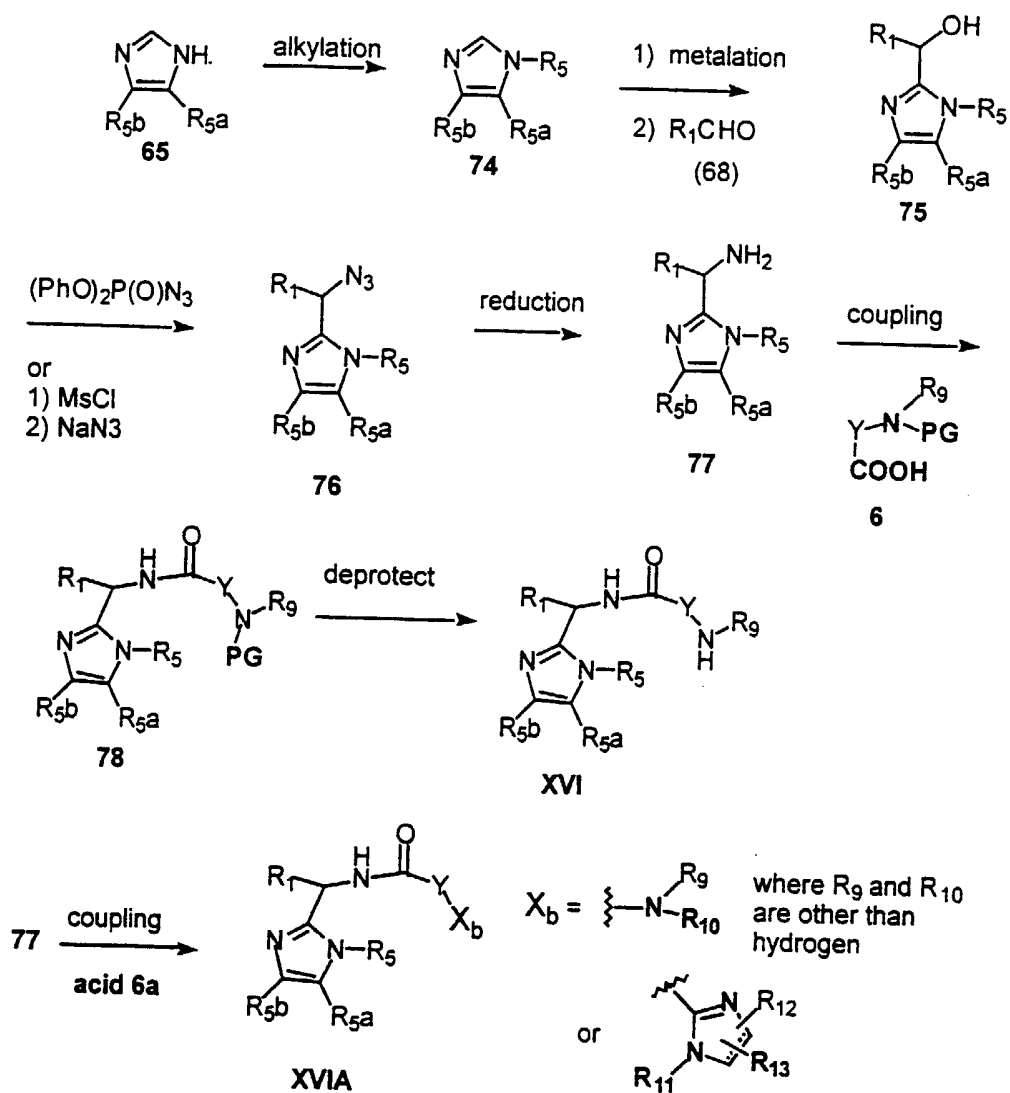


R4 and R4a are independently H, halogen, alkyl, aryl, alkoxy, aryloxyalkyl, or J1

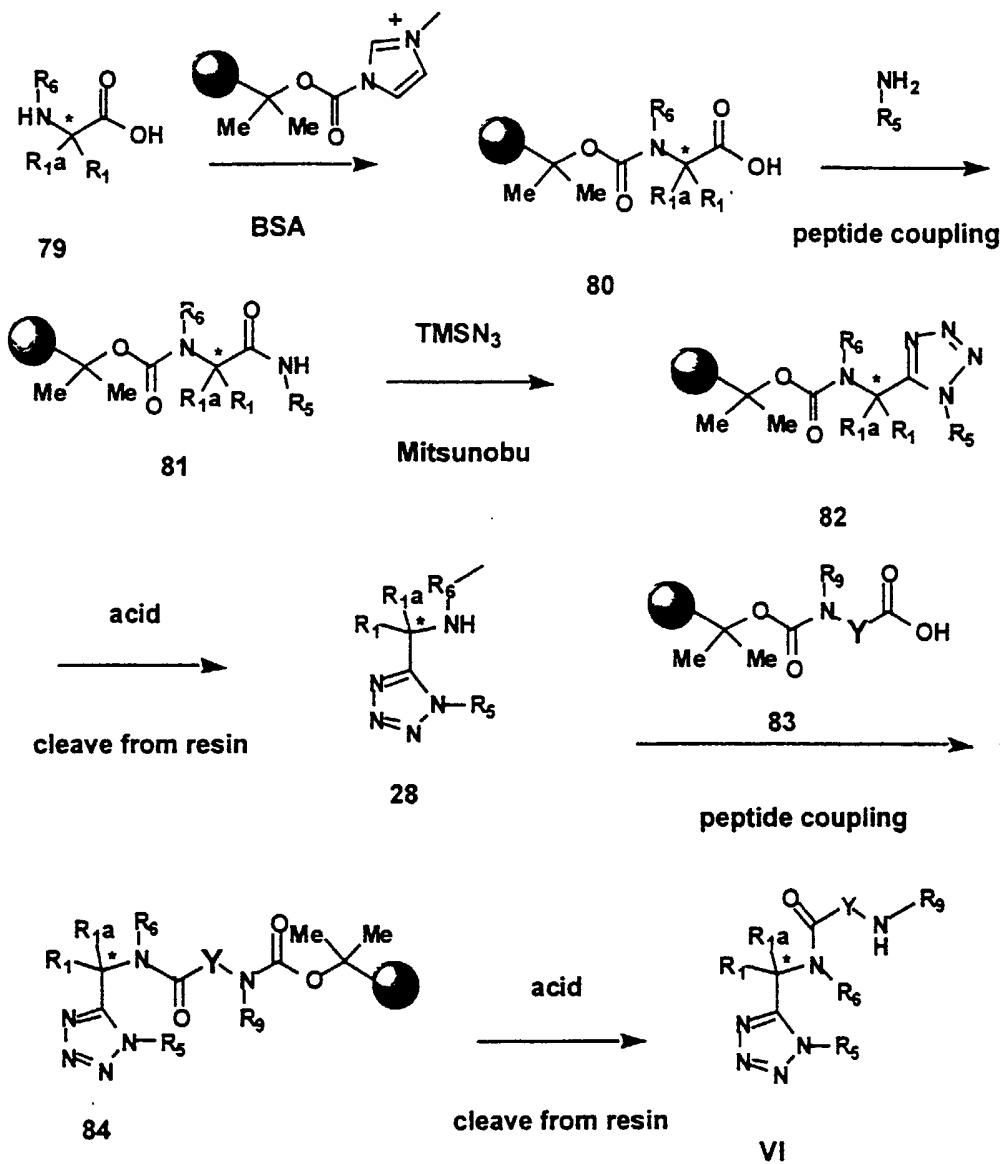


R<sub>5b1</sub> and R<sub>5b2</sub> are independently alkyl or aryl

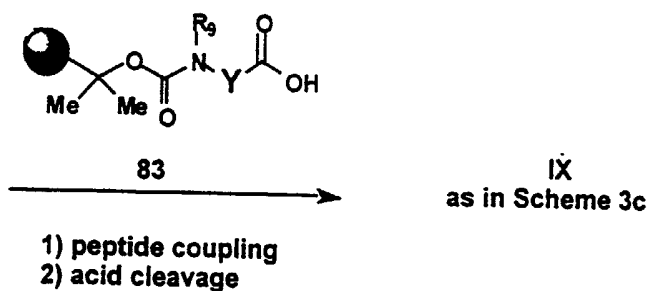
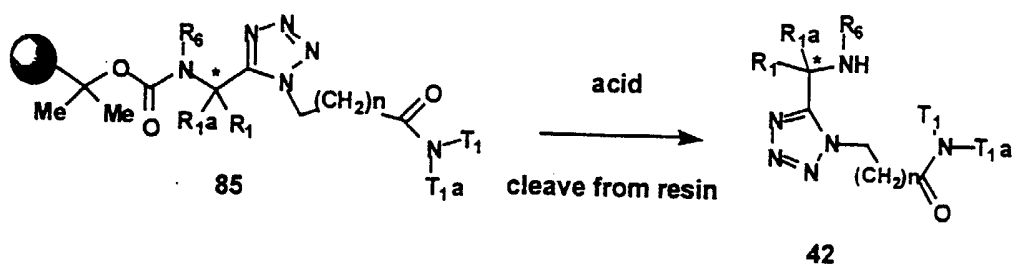
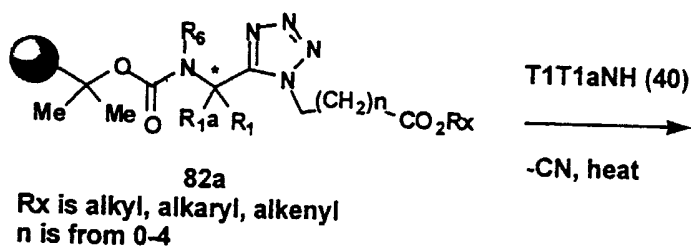
Scheme 5a



Scheme 6:



Alternatively, when  $R_5$  is  $-\text{CH}_2(\text{CH}_2)_n\text{CO}_2\text{R}_x$

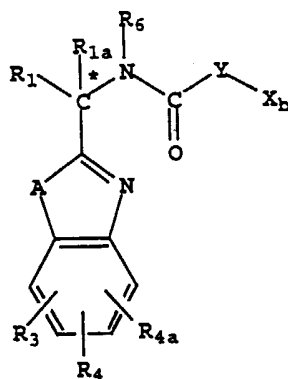


The conditions described here for carrying out each step in the general synthetic schemes are conventional and capable of wide variation. They are presented for illustrative purpose only and are not intended as a restriction on the scope of invention.

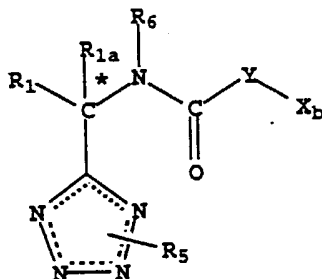
Final compounds can be easily purified by recrystallization, silica gel chromatography, or reverse phase prep HPLC. In the cases where reverse phase prep HPLC is used, a mixture of solvent A (10% MeOH/90% H<sub>2</sub>O/0.2% TFA) and solvent B (90% MeOH/10 %H<sub>2</sub>O/0.2% TFA) are used.

Preferred compounds of formula I of the invention include compounds of the structure wherein Xa is as indicated:

IA

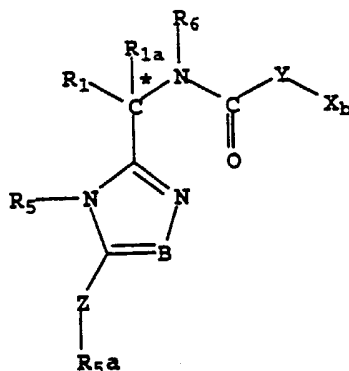


IB

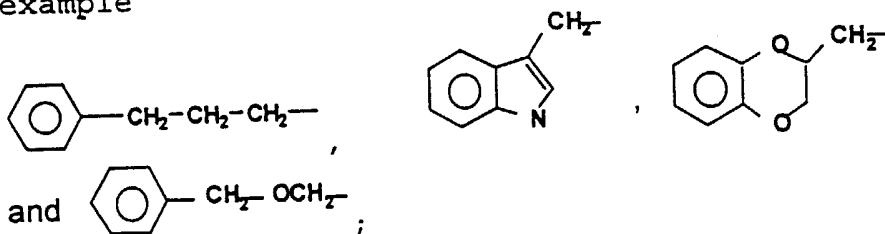


5

IC



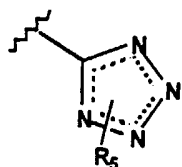
Preferred are compounds of the present invention of the structure I wherein R<sub>1</sub> is arylalkyl, arylalkoxyalkyl, aryloxyalkyl, cycloheteroalkylalkyl, heteroarylalkyl, for example



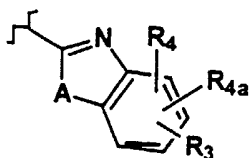
R<sub>1a</sub> is H or alkyl;

15

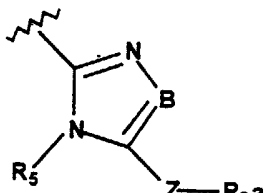
and (1) X<sub>a</sub> is



where  $R_5$  is alkyl, alkenyl or heteroaryloxy-alkyl, each substituted with  $J_1$ , and  $J_1$  is  $-(CH_2)_vOC(O)N(T_{1a})T_1$ ,  $-(CH_2)_vCN$ , or heteroaryl; or

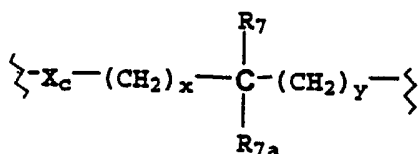


(2)  $X_a$  is where A is NH,  $R_4$  and  $R_{4a}$  are H and  $R_3$  is  $J_1$ ; or

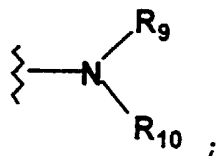


(3)  $X_a$  is where B is -N-; Z is a bond or -S-;  $R_{5a}$  is H, or alkyl or arylalkyl each substituted with 1 to 3  $J_1$ ;  $R_5$  is alkyl optionally substituted with  $J_1$ ;

10  $R_6$  is H;



Y is where x and y are 0,  $X_c$  is a bond, and  $R_7$  and  $R_{7a}$  are independently alkyl;



$X_b$  is

$R_{8j}$  is hydroxy or  $-OC(O)R_{8k}$  where  $R_{8k}$  is alkyl or aryl;

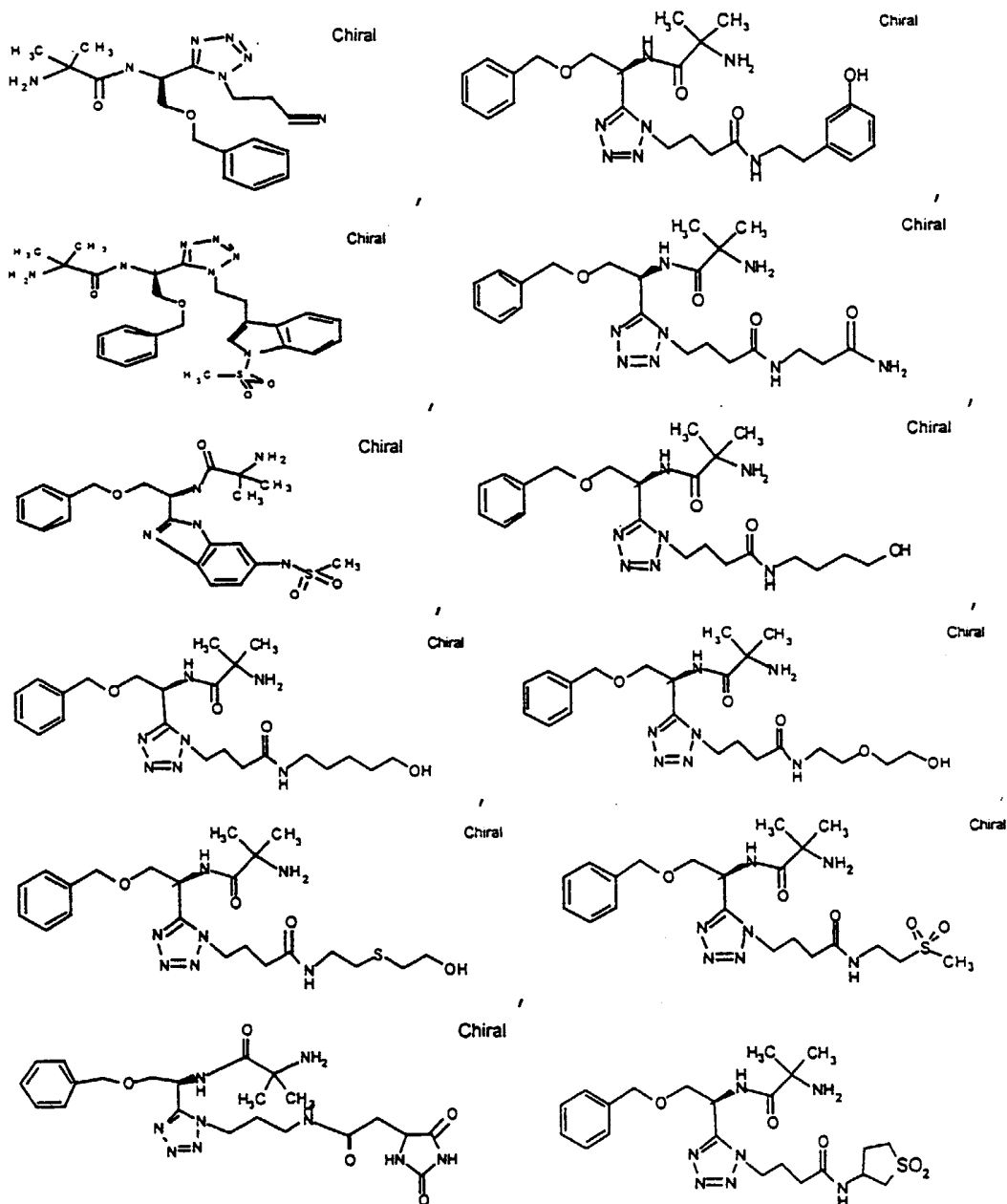
15  $R_9$  and  $R_{10}$  are independently H and substituted alkyl where the substituents may be 1 or 2 hydroxyls;

$J_1$  is  $-(CH_2)_vCN$ ,  $-(CH_2)_vN(T_{1a})SO_2T_1$ ,  $-(CH_2)_vC(O)N(T_{1a})T_1$ ,  $-(CH_2)_vN(T_{1a})C(O)T_1$ ,  $-(CH_2)_vOC(O)N(T_{1a})T_1$ ,  $-(CH_2)_vN(T_{1a})C(O)N(T_{1b})T_1$ , or heteroaryl, with v being 0-4;

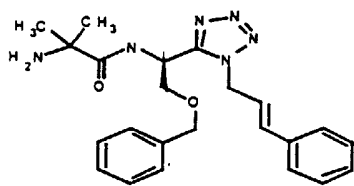
20  $T_1$ ,  $T_{1a}$  and  $T_{1b}$  are independently alkyl, lower alkythioalkyl, alkoxyalkyl, aryl, arylalkyl,

heteroarylalkyl, cycloheteroalkyl, or cycloalkyl, each of which may be optionally substituted with  $-OC(O)R_{8f}$ ,  $-C(O)NR_8R_{8a}$ ,  $-(CH_2)_sOH$ , with  $s$  being 0-2,  $-SO_2NR_8R_{8a}$ ,  $-SO_2R_{14}$ , or alkoxy; or  $T_1$  and  $T_{1a}$  or  $T_1$  and  $T_{1b}$  can together form  $-(CH_2)_wX_e(CH_2)_z-$  where  $X_e$  is  $C(R_{8m})(R_{8l})$ ;  $R_{14}$  is  $C_1$ - $C_6$ alkyl optionally substituted with  $-(CH_2)_vOH$ , with  $v$  being 0-2;

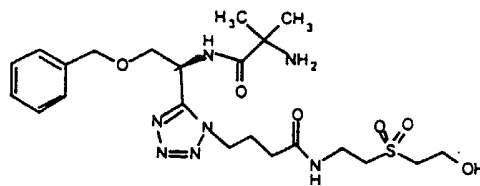
Preferred compounds of the invention include the following:



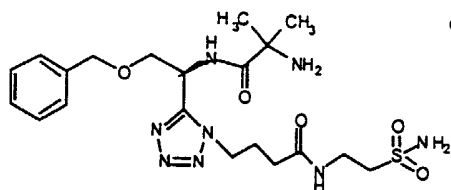
15



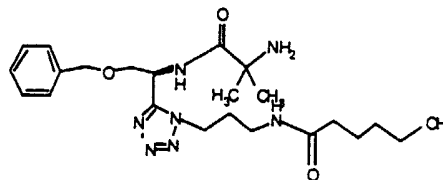
Chiral



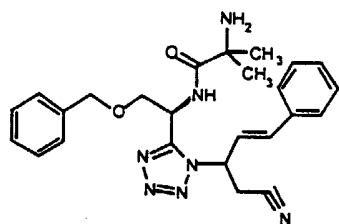
Chiral



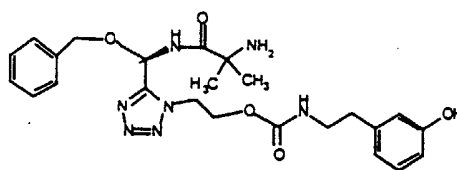
Chiral



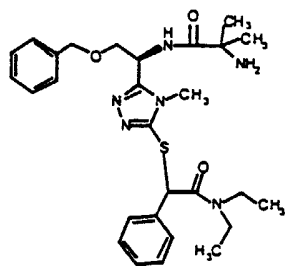
Chiral



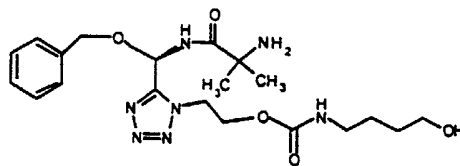
Chiral



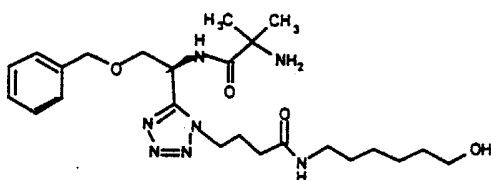
Chiral



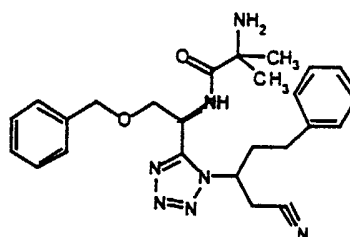
Chiral



Chiral

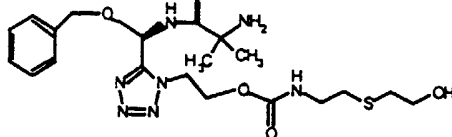
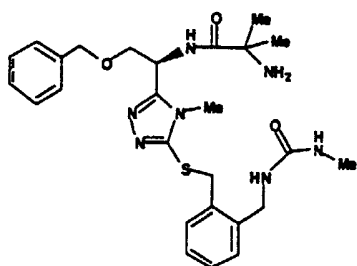


Chiral

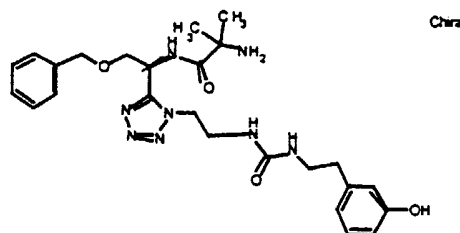
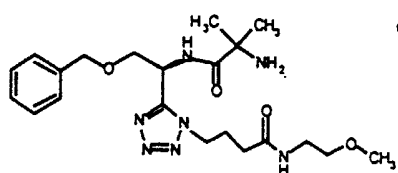


Chiral

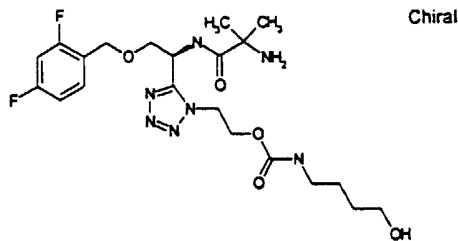
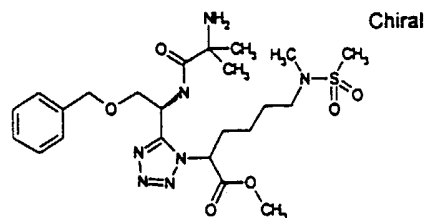
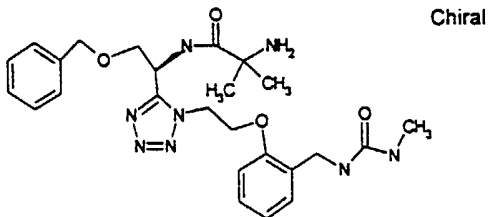
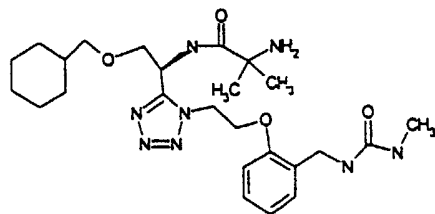
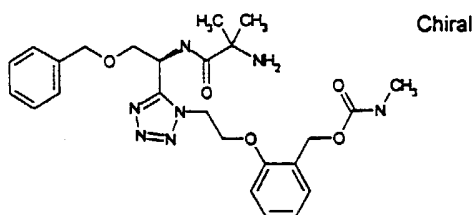
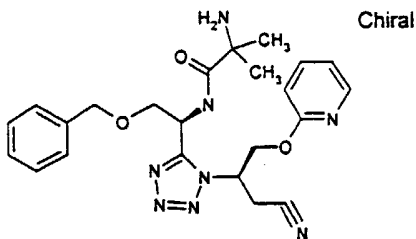
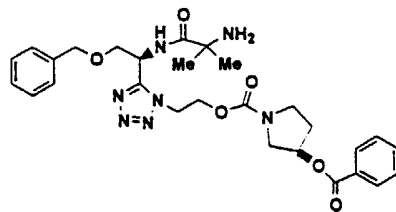
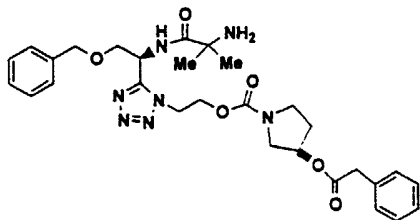
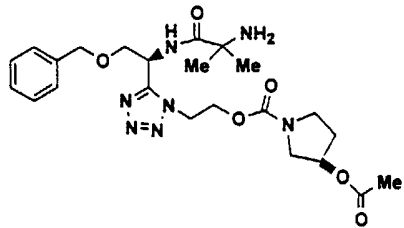
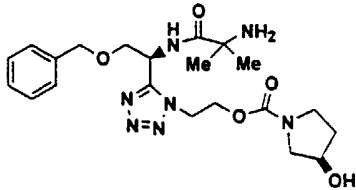
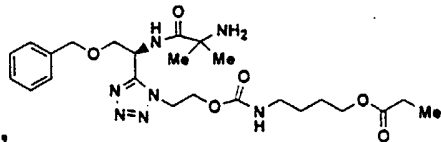
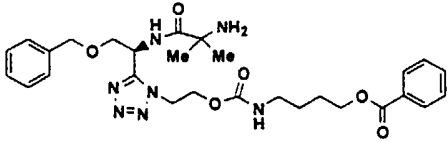
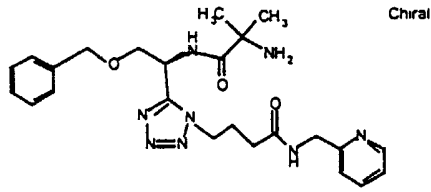
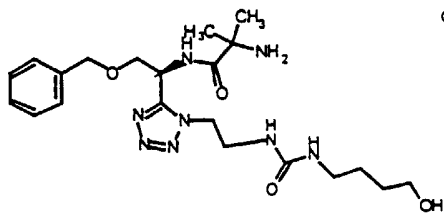
5



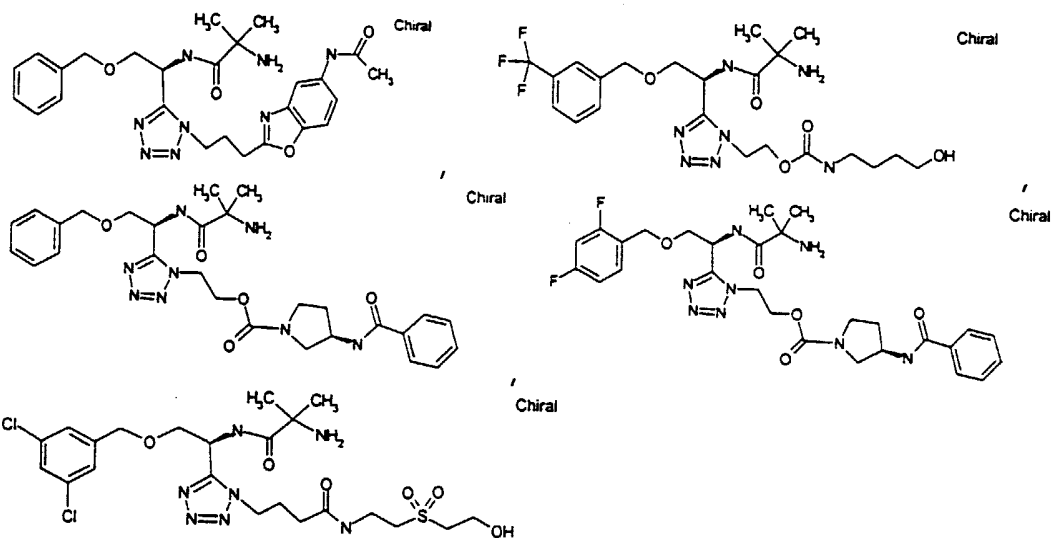
Chiral



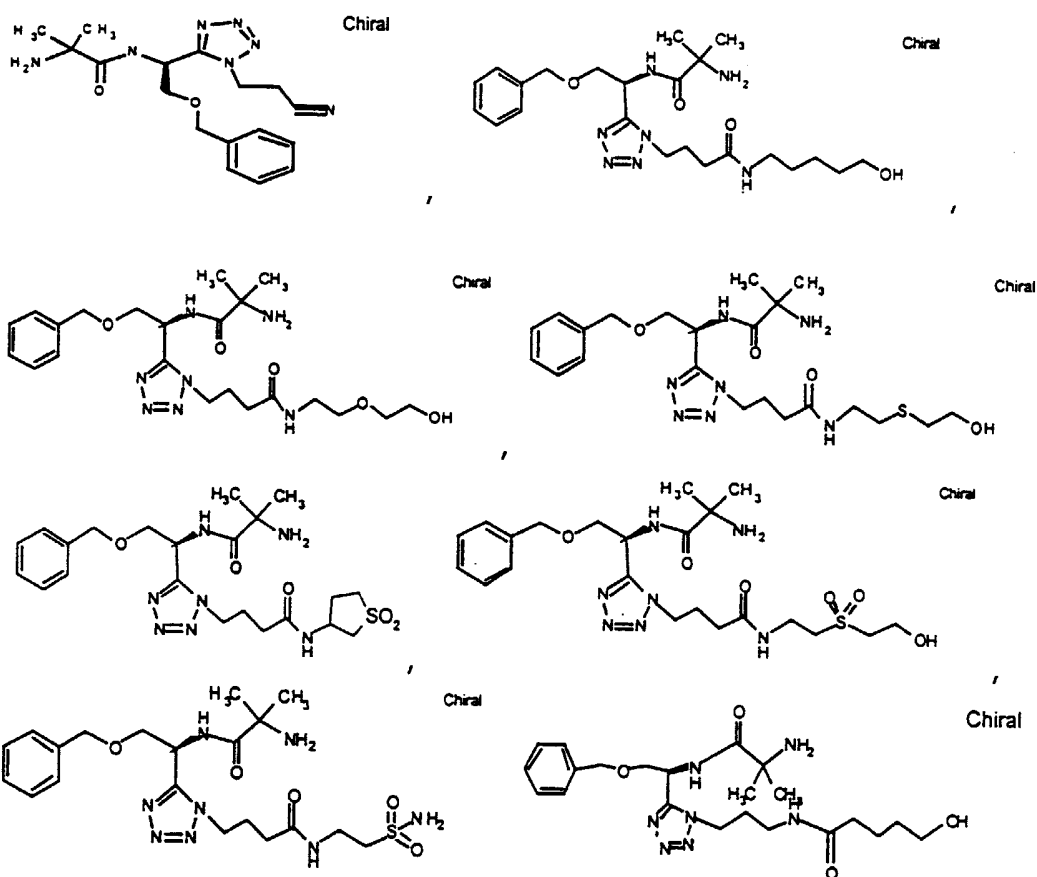
Chiral



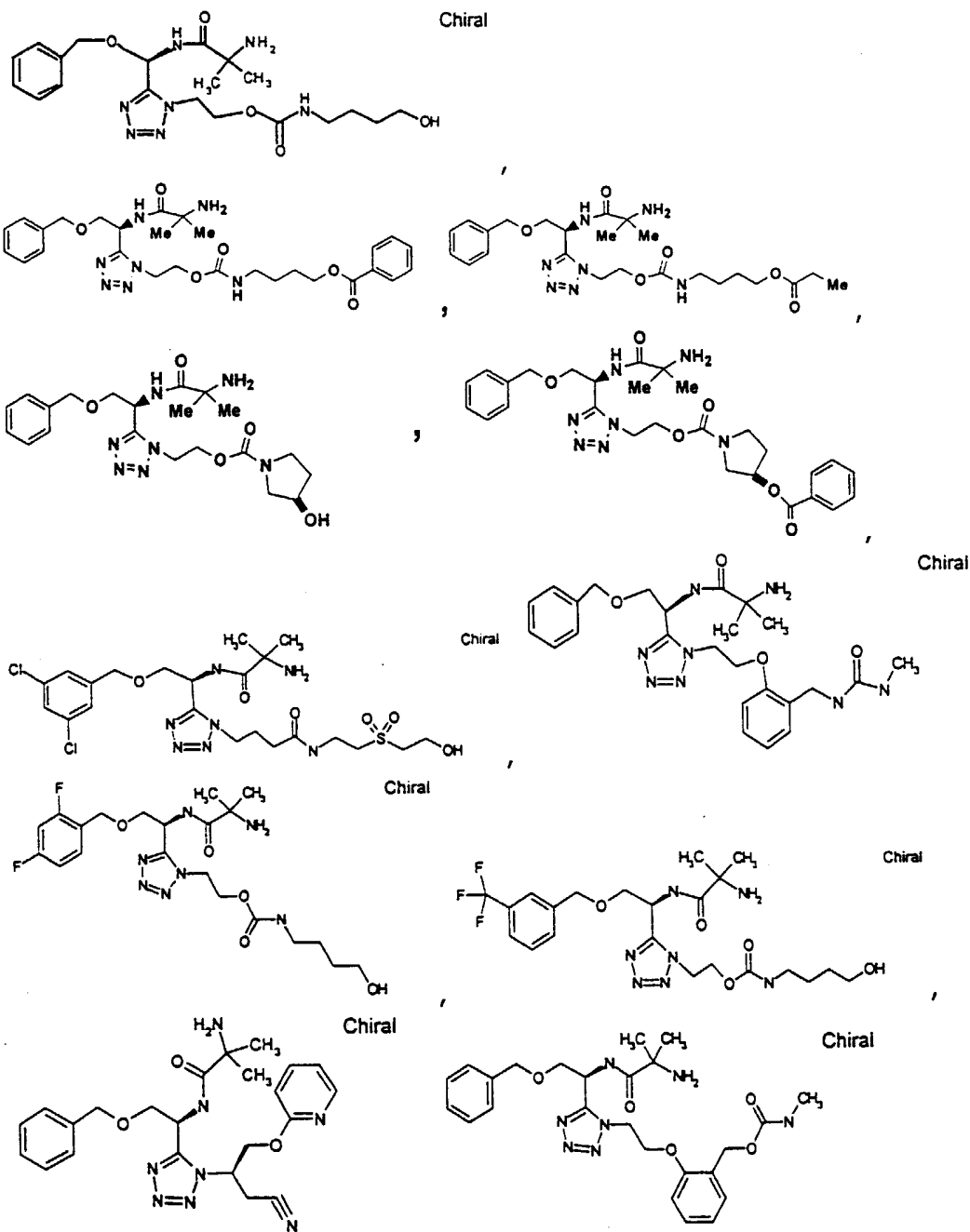
5



5 More preferred compounds of the invention include the following:



10



5

10

The growth hormone releasing compounds of formula I can be administered to animals, including man, to release growth hormone in vivo. For example, the compounds can be administered to commercially important animals such as swine, cattle, sheep and the like to accelerate and increase their rate and extent of growth, and to increase milk production in such animals.

The present invention includes within its scope pharmaceutical compositions comprising, as an active ingredient, at least one of the compounds of formula I in association with a pharmaceutical carrier or diluent.

5 Optionally, the active ingredient of the pharmaceutical compositions can comprise a growth promoting agent in addition to at least one of the compounds of formula I or another composition which exhibits a different activity, e.g., an antibiotic or other pharmaceutically active  
10 material.

Growth promoting agents include, but are not limited to, TRH, diethylstilbesterol, theophylline, enkephalins, E series prostaglandins, compounds disclosed in U.S. Patent No. 3,239,345, e.g., zeranol, and compounds  
15 disclosed in U.S. Patent No. 4,036,979, e.g., sulbenox or peptides disclosed in U.S. Patent No. 4,411,890.

A still further use of the disclosed compounds of formula I of the invention is in combination with other growth hormone secretagogues such as GHRP-6, GHRP-1 as  
20 described in U.S. Patent No. 4,411,890; and publications WO 89/07110 and WO 89/07111 and B-HT920 or growth hormone releasing factor and its analogs or growth hormone and its analogs or somatomedins including IGF-1 and IGF-2. A  
25 still further use of the disclosed compounds of formula I of the invention is in combination with parathyroid hormone or a bisphosphonate, such as MK-217 (alendronate), in the treatment of osteoporosis.

A still further use of the disclosed compounds of formula I is in combination with estrogen, testosterone, a  
30 selective estrogen receptor modulator, such as tamoxifen or raloxifene, or a selective androgen receptor modulator, such as disclosed in Edwards, J. P. et al., *Bio. Med. Chem. Let.*, 9, 1003-1008 (1999) and Hamann, L. G. et al., *J. Med. Chem.*, 42, 210-212 (1999), for the treatment of  
35 aspects of Metabolic Syndrome, maintenance of muscle strength and function in elderly humans, reversal or prevention of frailty in elderly humans, stimulation and

increase in muscle mass and muscle strength, attenuation  
of protein catabolic response after a major operation or  
trauma; reducing cachexia and protein loss due to chronic  
illness such as cancer or AIDS; improvement in muscle  
5 mobility, and maintenance of skin thickness.

As is well known to those skilled in the art, the  
known and potential uses of growth hormone are varied and  
multitudinous. Thus, the administration of the compounds  
of this invention for purposes of stimulating the release  
10 of endogenous growth hormone can have the same effects or  
uses as growth hormone itself. These varied uses of  
growth hormone may be summarized as follows: stimulating  
growth hormone release in elderly humans; maintenance of  
muscle strength and function in elderly humans, reversal  
15 or prevention of frailty in elderly humans, prevention of  
catabolic side effects of glucocorticoids, treatment of  
osteoporosis, stimulation and increase in muscle mass and  
muscle strength, stimulation of the immune system,  
acceleration of wound healing, acceleration of bone  
20 fracture repair, treatment of renal failure or  
insufficiency resulting in growth retardation, treatment  
of physiological short stature, including growth hormone  
deficient children, treatment of short stature associated  
with chronic illness, treatment of obesity and growth  
25 retardation associated with obesity, treating growth  
retardation associated with Prader-Willis syndrome and  
Turner's syndrome; accelerating the recovery and reducing  
hospitalization of burn patients; treatment of  
intrauterine growth retardation, skeletal dysplasia,  
30 hypercortisolism and Cushings syndrome; induction of  
pulsatile growth hormone release; replacement of growth  
hormone in stressed patients; treatment of  
osteochondrodysplasias, Noonans syndrome, schizophrenia,  
depression, Alzheimer's disease, delayed wound healing,  
35 and psychosocial deprivation; treatment of pulmonary  
dysfunction and ventilator dependency; attenuation of  
protein catabolic response after a major operation or

trauma; reducing cachexia and protein loss due to chronic illness such as cancer or AIDS; treatment of hyperinsulinemia including nesidioblastosis; adjuvant treatment for ovulation induction; to stimulate thymic development and prevent the age-related decline of thymic function; treatment of immunosuppressed patients; improvement in muscle mobility, maintenance of skin thickness, metabolic homeostasis, renal homeostasis in the frail elderly; stimulation of osteoblasts, bone remodeling, and cartilage growth; stimulation of the immune system in companion animals and treatment of disorders of aging in companion animals; growth promotant in livestock; and stimulation of wool growth in sheep.

In addition, the conditions, diseases, and maladies collectively referenced to as "Syndrome X" or Metabolic Syndrome as detailed in Johannsson *J. Clin. Endocrinol. Metab.*, 82, 727-34 (1997), may be treated employing the compounds of the invention.

The compounds of the present invention are agents that are growth hormone secretagogues and can be administered to various mammalian species, such as monkeys, dogs, cats, rats, humans, etc., in need of treatment. These agents can be administered systemically, such as orally or parenterally.

The compounds of the invention can be incorporated in a conventional systemic dosage form, such as a tablet, capsule, elixir or injectable formulation. The above dosage forms will also include the necessary physiologically acceptable carrier material, excipient, lubricant, buffer, antibacterial, bulking agent (such as mannitol), anti-oxidants (ascorbic acid or sodium bisulfite) or the like. Oral dosage forms are preferred, although parenteral intranasal or aerosol forms are quite satisfactory as well.

The dose administered must be carefully adjusted according to the age, weight, and condition of the patient, as well as the route of administration, dosage

form and regimen, and the desired result. In general, the dosage forms described above may be administered in amounts from about 0.0001 to about 100 mg/kg or body weight or in an amount within the range from about 1 to about 1000 mg per day, preferably, from about 5 to about 500 mg per day in single or divided doses of one to four times daily.

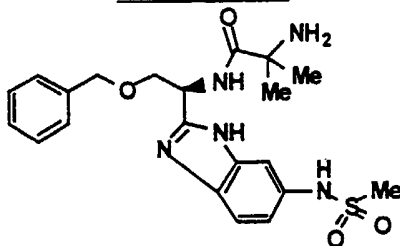
The following Examples represent preferred embodiments of the invention. All temperatures are in °C unless indicated otherwise.

GENERAL EXPERIMENTAL:

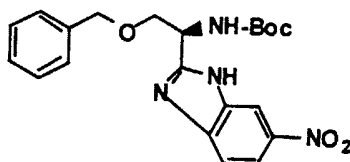
The term HPLCa refers to a Shimadzu high performance liquid chromatograph (HPLC) using a 4 minute gradient of from 0-100% solvent B [MeOH:H<sub>2</sub>O:0.2% H<sub>3</sub>PO<sub>4</sub>] with a 1 min. hold, an ultra violet (UV) detector set at 220nm, and using a column (4.6 x 50 mm) packed with YMC C18 5 micron resin. The term HPLCb refers to a Shimadzu HPLC using a 4 minute gradient of from 0-100% solvent B [MeOH:H<sub>2</sub>O:0.1% TFA], with a 1 min. hold, an ultra violet (UV) detector set at 220nm, and using a column (4.6 x 50 mm) packed with YMC C18 5 micron resin. A mixture of solvent A (10% MeOH/90% H<sub>2</sub>O/0.2% TFA) and solvent B (90% MeOH/10 %H<sub>2</sub>O/0.2% TFA) are used for preparative reverse phase HPLC in an automated Shimadzu system. The preparative columns are packed with YMC ODS C18 5 micron resin.

30

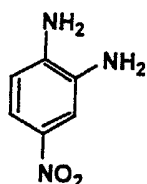
Example 1



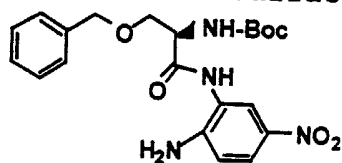
A.



5 To a 0°C solution of the carboxylic acid  
 (5.0 g, 16.9 mmol, Sigma), dianiline



10 (2.3 g, 15 mmol, Aldrich), and 1-hydroxy-  
 zazabenzotriazole (HOAt) (2.5 g, 18 mmol) in DMF (48 ml)  
 under nitrogen was added 1-(3-dimethylaminopropyl)-3-  
 ethylcarbodiimide (EDAC or EDCI) (3.25 g, 17 mmol) then  
 diisopropylethyl amine (2.95 ml, 17 mmol). The reaction  
 mixture was allowed to slowly warm to room temperature  
 overnight. After 18 hrs, the reaction was diluted with  
 ethyl acetate. The organic layer was extracted with  
 dilute aqueous sodium bicarbonate, water, brine, dried  
 15 over sodium sulfate, and concentrated *in vacuo* to give



20 as a red colored oil (5.47 g),  
 containing starting dianiline, (referred to here as crude  
 compound). The above crude compound was used in the  
 subsequent reaction without further purification.

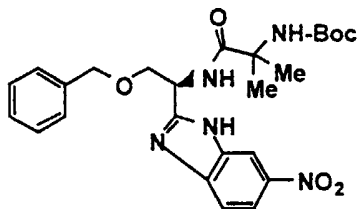
HPLCb rt = 3.19 min.

25 A portion of the above crude compound (1.25 g,  $\leq 2.9$   
 mmol) was dissolved in acetic acid (45 mL) and heated at  
 69°C for 4.5 h. After stirring at room temperature  
 overnight, the volatiles were removed *in vacuo* to give  
 crude title compound in the form of a red colored oil,  
 which may be used without further purification.  
 Alternatively, the red colored oil was dissolved in ethyl  
 acetate and the organic layers were extracted three times

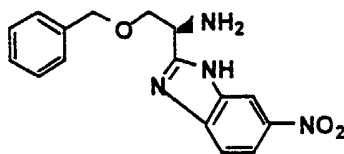
with 1 N aqueous hydrogen chloride, water, brine, dried over sodium sulfate, and concentrated in vacuo to give pure title compound (0.92 g) as a dark colored oily foam. HPLCa rt = 3.99 min.

5

B.



Crude Part A compound ( $\leq 450$  mg,  $\leq 1.04$  mmol) was treated with a solution of hydrogen chloride in dioxane (6 ml, 4N) and after 45 min. a brown solid had fallen from solution. The volatiles were evaporated in vacuo after 2 h. to give a dark colored solid. The residue was triturated three times with hot ethyl acetate to give



15 impure (crude) compound as a brown colored solid (338 mg). The crude compound was used without further purification in the next reaction. HPLCa rt = 2.93 min.

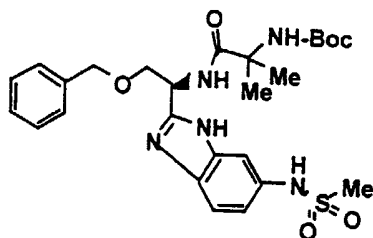
To a 0°C solution of Boc-methylalanine carboxylic acid (256 mg, 1.26 mmol, Aldrich), and the above crude compound (338 mg,  $\leq 0.97$  mmol), and HOAt (207 mg, 1.52 mmol) in DMF (5 ml) under nitrogen was added EDAC (245 mg, 1.28 mmol) then diisopropylethyl amine (0.39 ml, 2.25 mmol). The reaction mixture was allowed to slowly warm to room temperature overnight. After 18 h., the reaction was diluted with ethyl acetate. The organic layer was extracted with dilute aqueous sodium bicarbonate, 1N hydrogen chloride, water, brine, dried over sodium sulfate, and concentrated in vacuo to give a dark colored oil (564 mg). The crude residue was combined with material from another reaction (0.10 mmol) and was

30

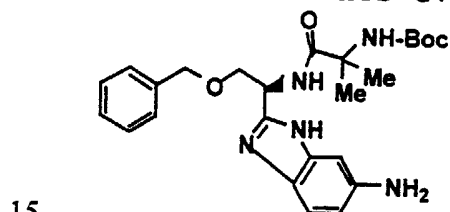
purified by flash chromatography (SiO<sub>2</sub>, 40 g), eluting with 3.5% methanol/dichloromethane to give title compound as an orange colored oil (305 mg). HPLCb rt = 4.20 min; LC/MS (electrospray, + ions) m/z 498 (M+H).

5

C.



A solution of Part B compound (100 mg, 0.2 mmol) in methanol (2 ml) containing 10% palladium on carbon (15 mg) was purged with hydrogen and stirred under a hydrogen atmosphere (balloon) for 2 h. The reaction mixture was filtered through a Nylon frit, washing well with methanol, and the solvents evaporated to give amine compound

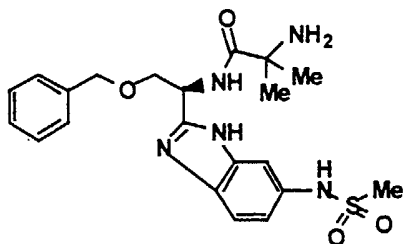


as an orange colored foam (82 mg, 88% crude recovery), ~80% pure by HPLCa rt = 3.0 min. The amine material was used without further purification in the next reaction. LC/MS (electrospray, + ions) m/z 468 (M+H).

To a solution of crude amine (82 mg, 0.18 mmol) and triethylamine (35  $\mu$ l, 0.25 mmol) in dichloromethane (1.8 ml) under nitrogen was added methanesulfonyl chloride (18  $\mu$ l, 0.23 mmol). After 2 h., the reaction was diluted with ethyl acetate and the organic layer was extracted with water, brine, dried over sodium sulfate, and concentrated *in vacuo*. The crude residue was purified by flash chromatography (SiO<sub>2</sub>, 10 g), eluting with 5.25% methanol/dichloromethane to give title compound as an orange colored solid (30.7 mg). HPLCa rt = 3.37 min.

30

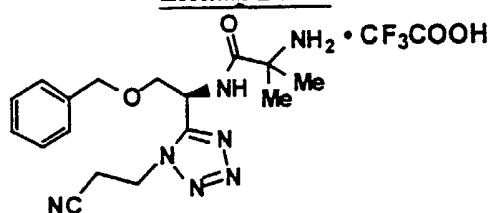
D.



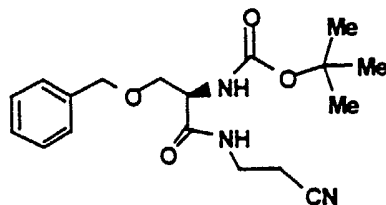
To neat Part C compound (31 mg, 56.8  $\mu\text{mol}$ ) was  
5 added hydrogen chloride (0.8 ml, 4N in dioxane) and the  
mixture stirred for 2.5 h. The volatiles were removed in  
vacuo and co-evaporated twice with dichloromethane to give  
a tan colored solid. The crude residue was combined with  
material from another reaction (39.8  $\mu\text{mol}$ ) and neutralized  
10 by dissolving in 9% methanol/dichloromethane containing  
ammonium hydroxide. The resulting suspension was purified  
by flash chromatography ( $\text{SiO}_2$ , 5 g), eluting with 9%  
methanol/dichloromethane containing 0.9% ammonium  
hydroxide to give a glassy solid (35 mg). The residue was  
15 dissolved in methanol (2.5 ml) and treated with  
trifluoroacetic acid (4.5  $\mu\text{l}$ ). After 15 min, the  
volatiles were removed in vacuo to give the title compound  
(43 mg) as a tan colored solid. HPLCb rt = 2.43 min. MS  
(electrospray, + ions) m/z 446 (M+H).

20

Example 2



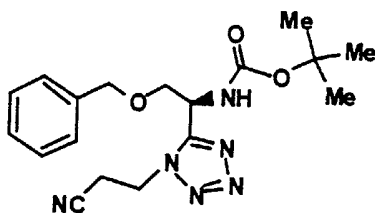
A.



25

N-Methyl morpholine (1.08 mL, 9.83 mmol) and isobutyl chloroformate (1.27 mL, 9.80 mmol) were added to a solution of N-Boc-O-benzyl serine (2.91 g, 9.84 mmol, Sigma) in THF (14.0 mL), cooled at  $-18^{\circ}\text{C}$ . After stirring the mixture for 0.5 h. at  $-18^{\circ}\text{C}$ , a  $-14^{\circ}\text{C}$  solution of 3-aminopropionitrile (0.73 mL, 9.89 mmol) and N-methyl morpholine (1.08 mL, 9.83 mmol) in THF (6.0 mL) was added and the resulting mixture was allowed to warm up to  $-6^{\circ}\text{C}$  over a period of 5.25 h. The mixture was filtered and the solution was evaporated near to dryness. The residue was taken up in EtOAc (70 mL) and washed with 5%  $\text{NaHCO}_3$  (2x60 mL), water (60 mL) and brine (60 mL). The organic solution was dried ( $\text{Na}_2\text{SO}_4$ ), evaporated and chromatographed ( $\text{SiO}_2$  230-400 mesh, 1/1 hexanes/EtOAc) to afford title compound (3.33 g, 97% yield): LC/MS (electrospray, + ions)  $m/z$  348 (M+H).

B.



20

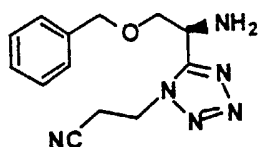
Diethylazodicarboxylate (1.51 mL, 9.59 mmol) and azidotrimethylsilane (1.27 mL, 9.57 mmol) were added to a solution of Part A compound (3.33 g, 9.60 mmol), triphenylphosphine (2.52 g, 9.61 mmol) and diisopropylethyl amine (0.42 mL, 2.41 mmol) in THF (30 mL), previously cooled at  $0^{\circ}\text{C}$ . The mixture was stirred at room temperature (rt) overnight and then cooled at  $0^{\circ}\text{C}$ . Another equivalent each of triphenylphosphine (2.52 g), diethylazodicarboxylate (1.51 mL) and azidotrimethylsilane (1.27 mL) was added and stirring was continued for an additional 28 h at rt. The reaction mixture was cooled at  $0^{\circ}\text{C}$  and mixed with an aqueous solution of ammonium cerium (IV) nitrate (2.63 g/100 mL). The aqueous mixture was extracted with  $\text{CH}_2\text{Cl}_2$  (3x150 mL)

30

and the combined organic phase was dried (Na<sub>2</sub>SO<sub>4</sub>),  
evaporated and chromatographed (SiO<sub>2</sub> 230-400 mesh, 1/1  
hexanes/EtOAc) to give the tetrazole (3.5 g, contaminated  
with 1,2-dicarbethoxyhydrazine) and Part A compound (1.47  
5 g contaminated with triphenylphosphine oxide). The  
contaminated tetrazole was dissolved in CHCl<sub>3</sub> and ether  
was added to precipitate title compound (2.08 g) as a  
colorless solid: MS (electrospray, + ions) m/z 373 (M+H).

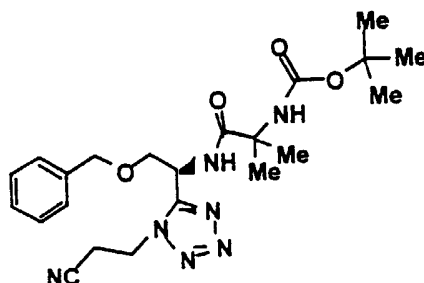
10

C.



To a solution of Part B compound (354 mg, 0.95  
mmol) in CH<sub>2</sub>Cl<sub>2</sub> (2.0 mL) was added a 4M HCl/dioxane  
15 solution (3.0 mL) and the combined solution was allowed to  
stand for 1.25h. The solvents were removed at reduce  
pressure and the residue was taken up in *i*-PrOH (1.5 mL).  
Brine (25.0 mL) was added and the pH of the aqueous  
solution was adjusted to 10 by addition of 1M K<sub>2</sub>CO<sub>3</sub>. The  
20 aqueous solution was extracted with CH<sub>2</sub>Cl<sub>2</sub> (3x40 mL) and  
the combined organic layer was dried (Na<sub>2</sub>SO<sub>4</sub>) and  
evaporated to provide title amine compound (258 mg) as a  
colorless oil. This material was used without further  
purification in the subsequent reaction: <sup>1</sup>H NMR δ  
25 (CDCl<sub>3</sub>,ppm) 7.31 (m, 5H), 4.80 (m, 2H), 4.54 (m, 3H), 3.88  
(m, 2H), 2.99 (m, 2H), 1.82 (broad s, 2H).

D.



30

$\text{Me} \quad \text{Me}$   
 $\text{HO}_2\text{C} \quad \text{NH-Boc}$

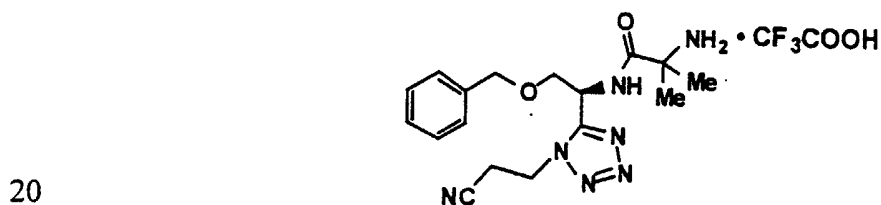
N-Boc-methyl alanine (285 mg, 1.40 mmol, Sigma), EDAC (272 mg, 1.42 mmol), HOAt (190 mg, 1.40 mmol), 1,2-dichloroethane (1,2-DCE) (1.6 mL) and DMF (250  $\mu\text{L}$ ) were mixed at  $0^\circ\text{C}$  and stirred for 15 min. The

5 resulting cloudy solution was transferred, via syringe, to a  $0^\circ\text{C}$  solution of the crude Part C amine compound (258 mg, 0.95 mmol) in 1,2-DCE (1.4 mL) and the mixture was stirred for 20 h at rt. The reaction mixture was diluted with EtOAc (75 mL) and washed with saturated  $\text{NaHCO}_3$  (2x40 mL),

10 water (40 mL) and brine (40 mL). The organic layer was dried ( $\text{Na}_2\text{SO}_4$ ), evaporated and chromatographed ( $\text{SiO}_2$  230-400 mesh, 1/1 hexanes/EtOAc) to provide title compound (338.5 mg) as a colorless oil:  $^1\text{H}$  NMR  $\delta$  ( $\text{CDCl}_3$ , ppm) 7.36 (m, 6H), 5.55 (m, 1H), 5.13 (broad s, 1H), 4.72 (t,  $J=6.6$

15 Hz, 2H), 4.51 (2d,  $J=12$  Hz, 2H), 4.02 (dd,  $J=9.2, 5.8$  Hz, 1H), 3.86 (t,  $J=8.3$  Hz, 1H), 2.98 (m, 2H), 1.44 (s, 3H), 1.41 (s, 3H), 1.32 (s, 9H).

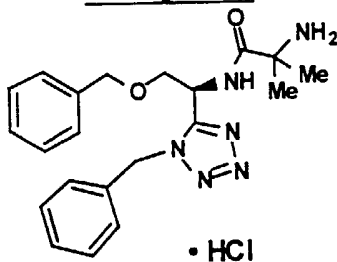
E.



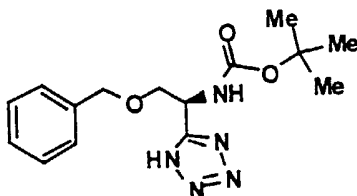
Part D compound (181 mg, 0.40 mmol) was treated with 15% TFA (4.0 mL) for 2.2 h and evaporated in vacuo and the residual TFA was coevaporated with  $\text{CH}_2\text{Cl}_2$  (5x6

25 mL). The oily crude residue was dissolved in  $\text{CH}_2\text{Cl}_2/\text{MeOH}$  (several drops) and ether was added to precipitate the title compound (157 mg) as a white solid: LC/MS (electrospray, + ions)  $m/z$  358 (M+H).

Example 3

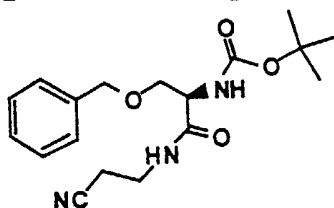


A.



5

Diethylazodicarboxylate (1.51 mL, 9.59 mmol) and azidotrimethylsilane (1.27 mL, 9.57 mmol) were added to a solution of Example 2 Part A compound



10

(3.33 g, 9.60 mmol), triphenylphosphine (2.52 g, 9.61 mmol) and diisopropylethyl amine (0.42 mL, 2.41 mmol) in THF (30 mL), previously cooled at 0°C. The mixture was stirred at rt. overnight and then cooled at 0°C. Another

15

equivalent each of triphenylphosphine (2.52 g), diethylazodicarboxylate (1.51 mL) and azidotrimethylsilane (1.27 mL) was added and stirring was continued for an additional 28 h at rt. The reaction mixture was cooled at 0°C and mixed with an aqueous solution of ammonium cerium

20

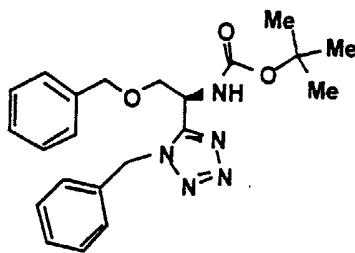
(IV) nitrate (2.63 g/100 mL). The aqueous mixture was extracted with CH<sub>2</sub>Cl<sub>2</sub> (3x150 mL) and the combined organic phase was dried (Na<sub>2</sub>SO<sub>4</sub>), evaporated and chromatographed (SiO<sub>2</sub> 230-400 mesh, 1/1 Hex/EtOAc) to give crude Example 2

25

Part B compound (3.5 g). The contaminated residue containing Example 2 Part B compound was dissolved in CHCl<sub>3</sub>, Example 2 Part B compound (2.08 g) precipitated by addition of ether, and the filtrate concentrated. The

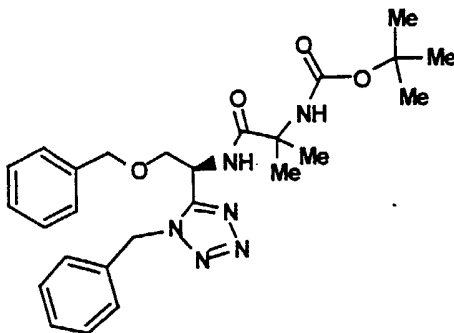
resulting residue containing more Example 2 Part B  
 compound was dissolved in THF (12 mL) and 1M NaOH and  
 additional volumes of THF were added until disappearance  
 of Example 2 Part B compound, monitoring by TLC (1/1  
 5 hexanes/EtOAc). The final reaction mixture was diluted  
 with brine (70 mL), and washed with ether (60 mL) and  
 CHCl<sub>3</sub> (2x 50 mL). The aqueous layer pH was adjusted to 3,  
 by addition of 1M H<sub>3</sub>PO<sub>4</sub>, and the solution was extracted  
 with EtOAc (3x60 mL). The combined organic phase was  
 10 washed with phosphate buffer (2x40 mL, pH 3) and brine (40  
 mL), dried (Na<sub>2</sub>SO<sub>4</sub>) and evaporated to afford the the title  
 compound (571 mg): LC/MS (electrospray, + ions) m/z 320  
 (M+H).

15 B.



Benzyl bromide (54  $\mu$ L, 0.45 mmol) was added to a  
 stirred suspension of the Part A compound (115 mg, 0.36  
 20 mmol) and cesium carbonate (258 mg, 0.79 mmol) in CH<sub>3</sub>CN  
 (1.0 mL), and the mixture was stirred for 18 h. at rt.  
 The reaction mixture was diluted with CH<sub>2</sub>Cl<sub>2</sub> (20 mL) and  
 washed with water (8 mL). The aqueous phase was back  
 extracted with CH<sub>2</sub>Cl<sub>2</sub> twice and the combined organic phase  
 25 was dried (Na<sub>2</sub>SO<sub>4</sub>), evaporated and chromatographed (SiO<sub>2</sub>  
 230-400 mesh, 3/1 hexanes/EtOAc) to give the title  
 compound as a mixture of N-1/N-2 tetrazole isomers (122  
 mg): LC/MS (electrospray, + ions) m/z 410 (M+H).

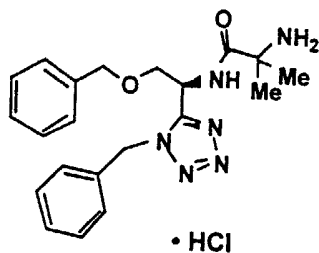
C.



The isomeric mixture of Part B (122.2 mg, 0.30  
5 mmol) was treated with 15% TFA (3.0 mL) for 2.0 h and  
evaporated. *i*-PrOH (2 mL) and brine (15.0 mL) were added  
to the residue and the pH of the aqueous solution was  
adjusted to 10 by addition of 1M K<sub>2</sub>CO<sub>3</sub>. The aqueous  
solution was extracted with CH<sub>2</sub>Cl<sub>2</sub> (3x 25 mL) and the  
10 combined organic layer was dried (Na<sub>2</sub>SO<sub>4</sub>) and evaporated  
to provide title amine (94 mg). This amine material was  
used in the next reaction without further purification.  
LC/MS (electrospray, + ions) m/z 310 (M+H).

*N*-Boc-methyl alanine (79 mg, 0.39 mmol), EDAC (75  
15 mg, 0.39 mmol), HOAT (53 mg, 0.40 mmol), 1,2-DCE (0.7 mL)  
and DMF (60  $\mu$ L) were mixed at 0°C and stirred for 15 min.  
The resulting cloudy solution was transferred, via  
syringe, to a 0°C solution of the crude amine (94 mg, 0.30  
mmol) in 1,2-DCE (0.6 mL) and the mixture was stirred for  
20 24 h at rt. The reaction mixture was diluted with EtOAc  
(30 mL) and washed with saturated NaHCO<sub>3</sub> (2x20 mL), water  
(20 mL) and brine (20 mL). The organic layer was dried  
(Na<sub>2</sub>SO<sub>4</sub>), evaporated and chromatographed (SiO<sub>2</sub> 230-400  
mesh, 7/3 CHCl<sub>3</sub>/ether) to provide the title compound (44.6  
25 mg). LC/MS (electrospray, + ions) m/z 495 (M+H).

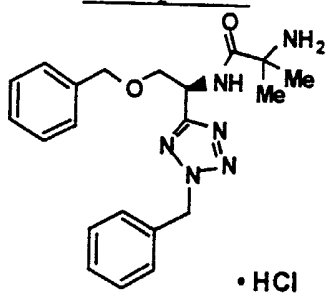
D.



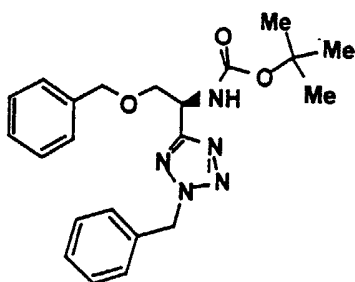
Part C compound (44.6 mg, 0.09 mmol) was treated  
 5 with ~2M HCl/CH<sub>2</sub>Cl<sub>2</sub>, MeOH, MeOAc (3.0 mL, prepared by  
 addition of AcCl to 8/1 CH<sub>2</sub>Cl<sub>2</sub>/MeOH) for 2.3 h. and  
 evaporated. The residue was further dried, under high  
 vacuum, to afford the title compound as a colorless solid  
 (41.1 mg): LC/MS (electrospray, + ions) m/z 395 (M+H).

10

## Example 4

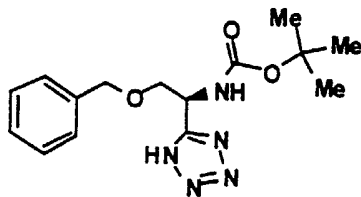


A.



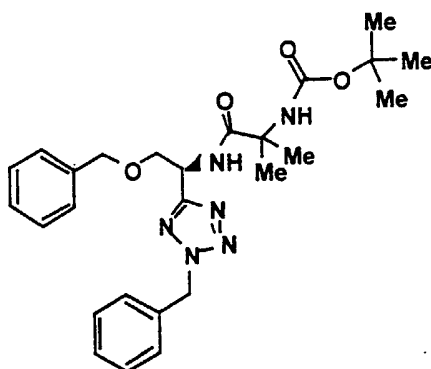
15

Benzyl bromide (54  $\mu\text{L}$ , 0.45 mmol) was added to a  
 stirred suspension of the Example 3 Part A compound,

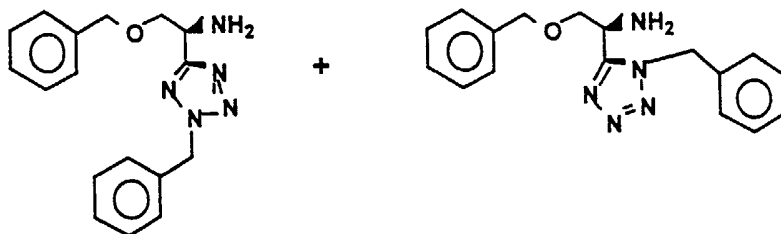


(115 mg, 0.36 mmol) and cesium carbonate (258 mg, 0.79 mmol) in CH<sub>3</sub>CN (1.0 mL), and the mixture was stirred for 18 h at rt. The reaction mixture was diluted with CH<sub>2</sub>Cl<sub>2</sub> (20 mL) and washed with water (8 mL). The aqueous phase was back extracted with CH<sub>2</sub>Cl<sub>2</sub> twice and the combined organic phase was dried (Na<sub>2</sub>SO<sub>4</sub>), evaporated and chromatographed (SiO<sub>2</sub> 230-400 mesh, 3/1 hexanes/EtOAc) to give the title compound as a mixture of N-1/N-2 tetrazole isomers (122 mg): LC/MS (electrospray, + ions) m/z 410 (M+H).

B.



The isomeric mixture of Part A (122.2 mg, 0.30 mmol) was treated with 15% TFA (3.0 mL) for 2.0 h and evaporated. *i*-PrOH (2 mL) and brine (15.0 mL) were added to the residue and the pH of the aqueous solution was adjusted to 10 by addition of 1M K<sub>2</sub>CO<sub>3</sub>. The aqueous solution was extracted with CH<sub>2</sub>Cl<sub>2</sub> (3x 25 mL) and the combined organic layer was dried (Na<sub>2</sub>SO<sub>4</sub>) and evaporated to provide

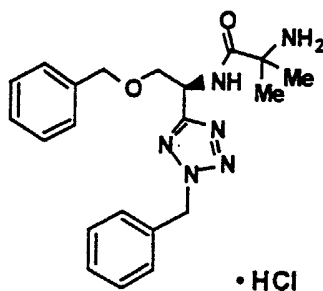


25

amine (94 mg). The material was used in the next reaction without further purification. LC/MS (electrospray, + ions)  $m/z$  310 (M+H).

5 *N*-Boc-methyl alanine (79 mg, 0.39 mmol), EDAC (75 mg, 0.39 mmol), HOAT (53 mg, 0.40 mmol), 1,2-DCE (0.7 mL) and DMF (60  $\mu$ L) were mixed at 0°C and stirred for 15 min. The resulting cloudy solution was transferred, via  
 10 syringe, to a 0°C solution of the crude amine (94 mg, 0.30 mmol) in 1,2-DCE (0.6 mL) and the mixture was stirred for 24 h at rt. The reaction mixture was diluted with EtOAc (30 mL) and washed with saturated NaHCO<sub>3</sub> (2x20 mL), water (20 mL) and brine (20 mL). The organic layer was dried (Na<sub>2</sub>SO<sub>4</sub>), evaporated and chromatographed (SiO<sub>2</sub> 230-400  
 15 mesh, 7/3 CHCl<sub>3</sub>/ether) to provide the title compound (81.0 mg) as a white solid. LC/MS (electrospray, + ions)  $m/z$  495 (M+H).

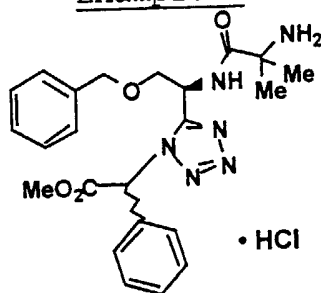
C.



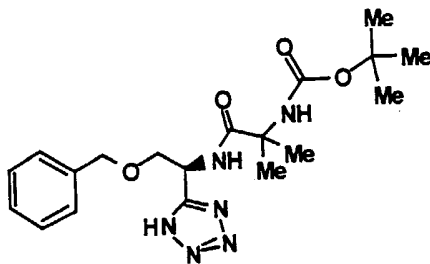
20

Part B compound (81.0 mg, 0.09 mmol) was treated with -2M HCl/CH<sub>2</sub>Cl<sub>2</sub>, MeOH, MeOAc (3.0 mL, prepared by addition of AcCl to 8/1 CH<sub>2</sub>Cl<sub>2</sub>/MeOH) for 2.3 h. and evaporated. The residue was further dried, under high  
 25 vacuum, to afford the title compound (72.4 mg) as a pale yellow solid: LC/MS (electrospray, + ions)  $m/z$  395 (M+H).

Example 5

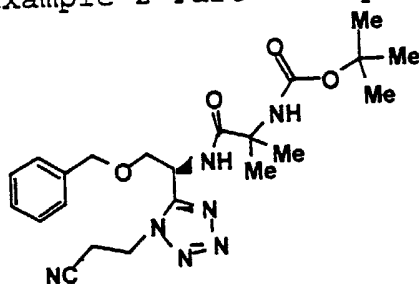


A.



5

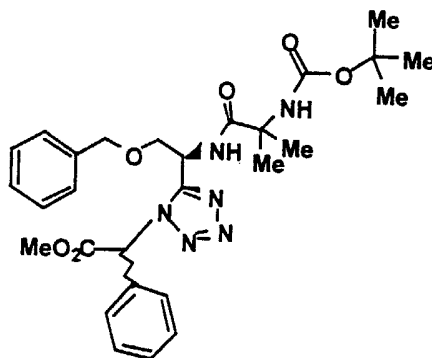
1M NaOH (0.67 mL) and *i*-PrOH (0.50 mL) were added to a solution of Example 2 Part D compound



10 (308 mg, 0.67 mmol) in 6/1 THF/Dioxane (3.5 mL), and the mixture was stirred at rt. for 13 h. The reaction mixture was diluted with brine (30 mL) and the pH of the aqueous solution was adjusted to 3 by addition of 1M  $\text{H}_3\text{PO}_4$ . The aqueous solution was extracted with  $\text{CH}_2\text{Cl}_2$  (3x50 mL) and

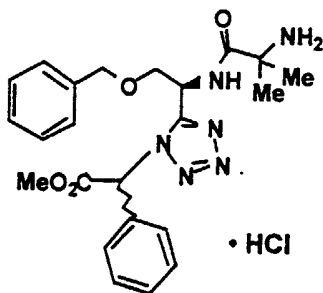
15 the combined organic phase was dried ( $\text{Na}_2\text{SO}_4$ ) and evaporated to yield the title compound (234 mg): LC/MS (electrospray, + ions)  $m/z$  405 (M+H).

B.



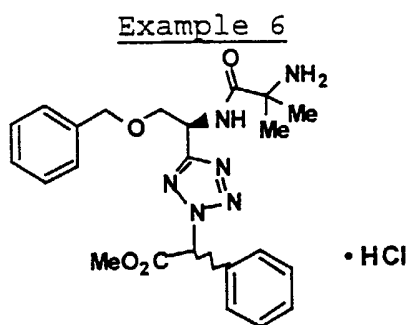
Diisopropylethyl amine (10  $\mu$ L, 57  $\mu$ mol) and  
 5 diethylazodicarboxylate (53  $\mu$ L, 0.34 mmol) were added to a  
 solution of (+)-methyl-L-mandelate (56 mg, 0.34 mmol,  
 Aldrich), Part A compound (118.5 mg, 0.29 mmol) and  
 triphenylphosphine (87 mg, 0.33 mmol) in  $\text{CH}_2\text{Cl}_2$  (0.9 mL),  
 previously cooled at  $0^\circ\text{C}$ . After stirring the mixture at  
 10 rt for 34 h, additional amounts of the reagents,  
 triphenylphosphine (99 mg), of (+)-methyl-L-mandelate (56  
 mg) and diethylazodicarboxylate (53  $\mu$ L), were added. The  
 mixture was stirred at rt for an additional 24 h and  
 concentrated *in vacuo*. The resulting residue was  
 15 chromatographed ( $\text{SiO}_2$  230-400 mesh, 4/1  $\text{CH}_2\text{Cl}_2$ /Ether) to  
 afford a mixture containing the title compound (57.5 mg)  
 contaminated with 1,2-dicarbethoxyhydrazide. The mixture  
 was purified by chromatography ( $\text{SiO}_2$  230-400 mesh, 95/5  
 $\text{CHCl}_3$ /MeOH) to provide the title compound (49.2 mg, 1/1  
 20 mixture of diastereomers) as a colorless oil: LC/MS  
 (electrospray, + ions)  $m/z$  553 (M+H).

C.



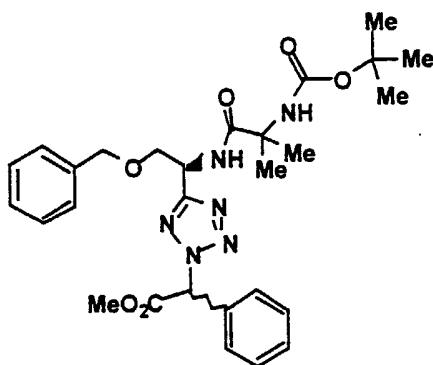
25

Part B compound (49.2 mg, 89  $\mu$ mol) was treated with ~2M HCl/CH<sub>2</sub>Cl<sub>2</sub>, MeOH, MeOAc (3.0 mL, prepared by addition of AcCl to 8/1 CH<sub>2</sub>Cl<sub>2</sub>/MeOH) for 2.3 h and evaporated. The residue was further dried, under high vacuum, to afford the title compound (42.7 mg, 1/1 mixture of diastereomers) as a white solid: LC/MS (electrospray, + ions) m/z 453 (M+H).

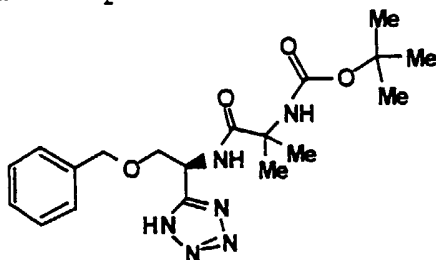


10

A.



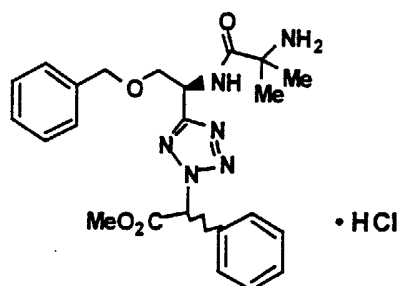
15 Diisopropylethyl amine (10  $\mu$ L, 57  $\mu$ mol) and diethylazodicarboxylate (53  $\mu$ L, 0.34 mmol) were added to a solution of (+)-methyl-L-mandelate (56 mg, 0.34 mmol, Aldrich), compound Example 5 Part A



20 (118.5 mg, 0.29 mmol) and triphenylphosphine (87 mg, 0.33 mmol) in CH<sub>2</sub>Cl<sub>2</sub> (0.9 mL), previously cooled at 0°C. After stirring the mixture at rt for 34 h, additional amounts of

the reagents, triphenylphosphine (99 mg), of (+)-methyl-L-mandelate (56 mg) and diethylazodicarboxylate (53  $\mu$ L), were added. The mixture was stirred at rt for an additional 24 h and concentrated *in vacuo*. The resulting residue was chromatographed (SiO<sub>2</sub> 230-400 mesh, 4/1 CH<sub>2</sub>Cl<sub>2</sub>/Eter) to afford the title compound (70.6 mg, 1/1 mixture of diastereomers) as a colorless oil: LC/MS (electrospray, + ions) m/z 553 (M+H).

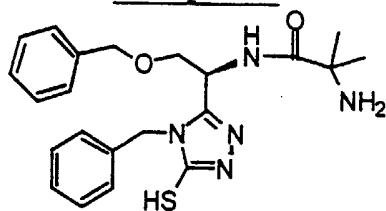
10 B.



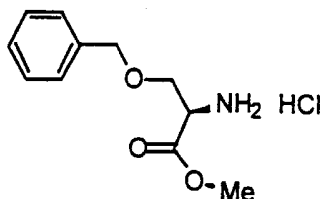
Part A compound (70.6 mg, 0.13 mmol) was treated with -2M HCl/CH<sub>2</sub>Cl<sub>2</sub>, MeOH, MeOAc (3.0 mL, prepared by addition of AcCl to 8/1 CH<sub>2</sub>Cl<sub>2</sub>/MeOH) for 2.5 h and evaporated. The residue was further dried, under high vacuum, to afford the title compound (61.9 mg, 1/1 mixture of diastereomers) as a white solid: LC/MS (electrospray, + ions) m/z 453 (M+H).

20

Example 7

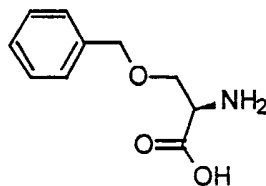


A.



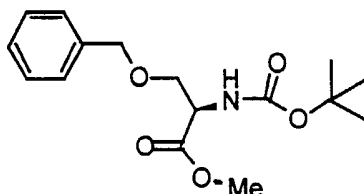
25

To a precooled 160 ml of methanol at 0°C was added acetyl chloride (10g, 128 mmol) slowly. After stirring at 0°C for 15 min, O-benzyl-D-serine



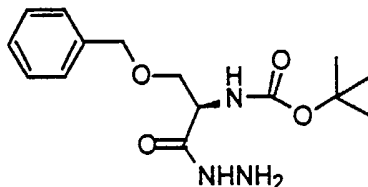
5 (5g, 25.6 mmol) was added and the solution was heated to reflux for 2 days. The solvent was removed and the residue was dried under high vacuum to give title compound as a white solid (6.29g, 100%). HPLCa rt = 1.90 min.

10 B.



To a solution of Part A compound (3.65g, 14.9 mmol) in 100 ml of dry methylene chloride was added di-t-butylcarboxymate (3.89g, 17.8 mmol) followed by the  
15 addition of triethyl amine (2.25g, 22.3 mmol). The reaction was stirred overnight and quenched with 50 ml of water and extracted with methylene chloride (3x100ml). The combined organic layers were washed with brine, dried  
20 over Na2SO4, and concentrated to give crude title product as an oil (5.01g). HPLCb rt=3.24 min.; LC/MS (electrospray, + ions) m/z 310 (M+H).

C.



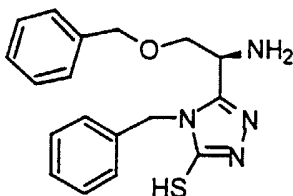
25

To a solution of crude Part B compound (0.98g, 3.17 mmol) in 10 ml of dry methyl alcohol was added hydrazine (0.447g, 13.9 mmol). The reaction was stirred at rt for 3

h and heated to reflux for 5 h. The solvent was removed and the residue was dried under high vacuum to give title compound as an oil (0.96g, 98%). HPLCb rt = 3.21 min.; LC/MS (electrospray, + ions) m/z 310 (M+H).

5

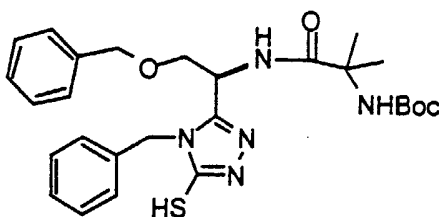
D.



To a solution of crude Part C compound (0.53 g, 1.72 mmol) in 10 ml of dry ethyl alcohol was added benzyl isothiocyanate (307 mg, 2.06 mmol). The reaction was heated to reflux for 4 h. The reaction was allowed to cool to room temperature and the solvent was removed in vacuo. The residue was then treated with 1N NaOH and the resulting mixture was heated to 109°C for 4 h. After cooling to rt, the resulting white precipitate was isolated by filtration. The solid was rinsed with water and dried under high vacuum to give title compound as a white solid (0.36g, 62%). HPLCb rt = 3.29 min.; LC/MS (electrospray, + ions) m/z 341 (M+H).

20

E.

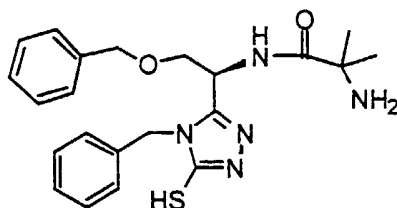


To a solution of Part D compound (153 mg, 0.45 mmol) in 4 ml of DMF was added Boc-methylalanine carboxylic acid (96 mg, 0.47 mmol, Sigma), HOAt (64 mg, 0.47 mmol), EDAC (91 mg, 0.47 mmol), and diisopropylethyl amine (61 mg, 0.47 mmol) at rt under nitrogen. The reaction mixture was stirred at rt for 20 h, and quenched with water (10 ml). The mixture was extracted with ethyl

30

acetate (3x20 ml), the organic layer dried over sodium sulfate, and concentrated in vacuo to give a crude yellow oil. The crude residue was purified by flash chromatography, eluting with hexane/ethyl acetate (2:1) to give title compound as an oil (153 mg, 65%). HPLCb rt = 4.13 min.; LC/MS (electrospray, + ions) m/z 526 (M+H).

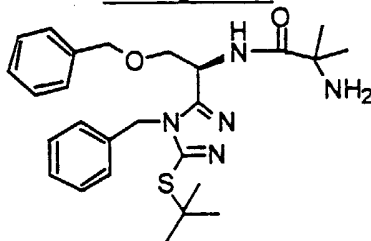
F.



10

Part E compound (133 mg, 0.25 mmol) was treated with 2 ml of TFA/CH<sub>2</sub>Cl<sub>2</sub> (1:3) at room temperature for 1 h, the solvent removed and the residue was purified by preparative HPLC (Shimadzu, 30-100% B, 30 min. gradient, 5 min. hold, 220nM) to give the title compound (80 mg, 59%). HPLCb rt = 3.25 min.; LC/MS (electrospray, + ions) m/z 425 (M+H).

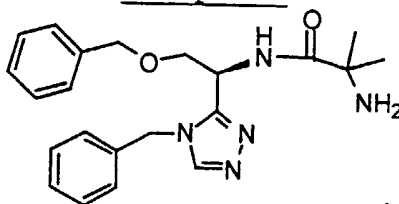
Example 8



20

Example 7 Part E, compound (133 mg, 0.25 mmol) was treated with 2 ml of TFA/CH<sub>2</sub>Cl<sub>2</sub> (1:3) at room temperature for 1 h, the solvent removed and the residue was purified by preparative HPLC (Shimadzu, 30-100% B, 30 min. gradient, 5 min. hold, 220nM) to give the title compound (42 mg, 28%). HPLCb rt = 3.80 min.; LC/MS (electrospray, + ions) m/z 481 (M+H).

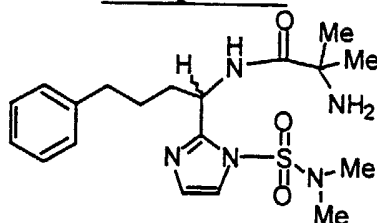
## Example 9



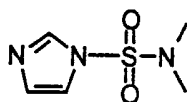
5 A solution of Example 7 Part E, compound (78 mg, 0.15 mmol) in 7.5 ml of THF was added to hydrogen peroxide (0.33 ml, 30% w/w). After stirring at rt for 2 days, the solvent was removed. The residue was then treated with 3 ml of TFA/CH<sub>2</sub>Cl<sub>2</sub> (1:3) at room temperature for 1 h, the solvent removed, and the residue was purified by  
 10 preparative HPLC (Shimadzu, 20-100% B, 30 min. gradient, 5 min. hold, 220nM) to give the title compound (59 mg, 79%). HPLCb rt = 2.99 min.; LC/MS (electrospray, + ions) m/z 394 (M+H).

15

## Example 10



A.

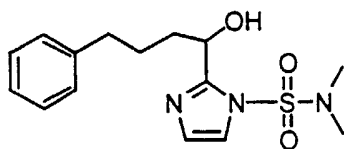


20

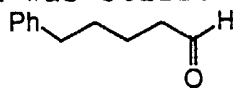
To a suspension of imidazole (19.08 g, 0.28 mol) in 300 ml of dry benzene was added dimethylchlorosulphonamide (26 ml, 0.24 mol) and triethylamine (36 ml, 0.26 mol). The reaction was stirred at rt under nitrogen for 24 h,  
 25 the mixture filtered, and the filtrate was concentrated. The resulting crude product was distilled under reduced pressure (0.03 mmHg) to yield title compound (36.4g, 86%). HPLCb rt = 0.64 min.; LC/MS (electrospray, + ions) m/z 176 (M+H).

30

B.



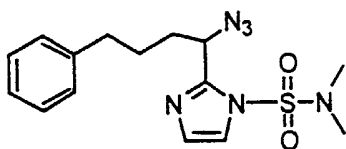
To a suspension of Part A compound (1.88 g, 10.75  
5 mmol) in 100 ml of dry THF at  $-78^{\circ}\text{C}$  was added n-BuLi  
(4.60 ml, 2.5 M in hexane, 11.51 mmol) dropwise under  
nitrogen. The reaction was stirred at  $-78^{\circ}\text{C}$  for 1 h and



4-phenyl-butyraldehyde in 20 ml of dry ether  
was added in one portion. The mixture was stirred at -  
10  $78^{\circ}\text{C}$  for 5 min. and then allowed to go to rt. After 3 hr  
at rt, the reaction was quenched with sat.  $\text{NH}_4\text{Cl}$  solution.  
The mixture was extracted with ethyl acetate (3x20 ml),  
the organic layer dried over sodium sulfate, and  
concentrated in vacuo to give a crude yellow oil. The  
15 crude residue was purified by flash chromatography,  
eluting with hexane/ethyl acetate (1:3) to give title  
compound as an oil (3.24 g, 93%). HPLCb rt = 3.44 min.;  
LC/MS (electrospray, + ions) m/z 324 (M+H).

20

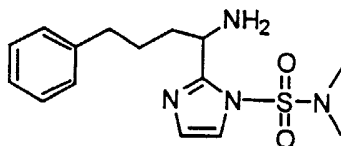
C.



To a mixture of Part B compound (3.2 g, 9.91 mmol)  
and diphenyl phosphorazide (3.27 g, 11.89 mmol) in 17 ml  
25 of dry toluene at  $0^{\circ}\text{C}$  under nitrogen was added 1,8-  
diazabicyclo[5.4.0]undec-7-ene (DBU) (1.81 g, 11.89 mmol).  
The reaction was stirred for 2 h at  $0^{\circ}\text{C}$  and then 20 h at  
room temperature. The resulting two phase mixture was  
quenched with water and extracted with ethyl acetate (3x20  
30 ml). The organic layer was washed with brine, dried over  
sodium sulfate, concentrated in vacuo and purified by  
flash chromatography using 3:1 hexane/ethyl acetate to

afford title compound as an oil (1.64 g, 48%). HPLCb rt = 4.15 min.; LC/MS (electrospray, + ions) m/z 349 (M+H).

D.

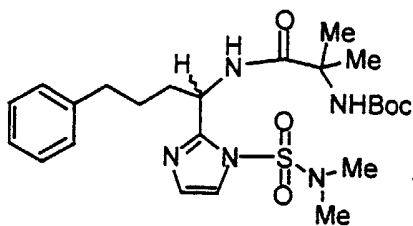


5

A mixture of Part C compound (232 mg, 0.67 mmol) and 5% Pd/C (50 mg) in 3 ml of EtOH was hydrogenated under 1 atmosphere of hydrogen. After 9 h, the solid was then filtered off and the filtrate was concentrated *in vacuo* to afford Part D compound as an oil (200 mg, 93%). HPLCb rt = 3.10 min.; LC/MS (electrospray, + ions) m/z 323 (M+H).

10

E.



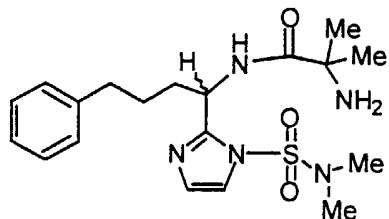
15

To a solution of Part D compound (172 mg, 0.53 mmol) and Boc-methylalanine carboxylic acid (114 mg, 0.56 mmol, Sigma) in 3 ml of acetonitrile was added benzotriazol-1-yloxy-bis(dimethylamine)phosphonium hexafluorophosphate (BOP) (248 mg, 0.56 mmol). After stirring for 20 min at rt, triethylamine (56.6 mg, 0.56 mmol) was added and the reaction was stirred for 5 h at room temperature. The solvent was removed via evaporation and the residue was purified by flash chromatography, eluting with hexane/ethyl acetate (1:1) to give Part E compound as an oil (238 mg, 88%). HPLCb rt = 4.13 min.; LC/MS (electrospray, + ions) m/z 508 (M+H).

20

25

F.



Part E compound (167 mg, 0.33 mmol) was treated  
5 with 2 ml of TFA/CH<sub>2</sub>Cl<sub>2</sub> (1:3) at room temperature for 1 h,  
the solvent was removed and the residue was purified by  
preparative HPLC (Shimadzu, 30-100% B, 30 min. gradient, 5  
min. hold, 220nM) to give the title compound (137 mg).  
HPLCb rt = 3.33 min.; LC/MS (electrospray, + ions) m/z 408  
10 (M+H).

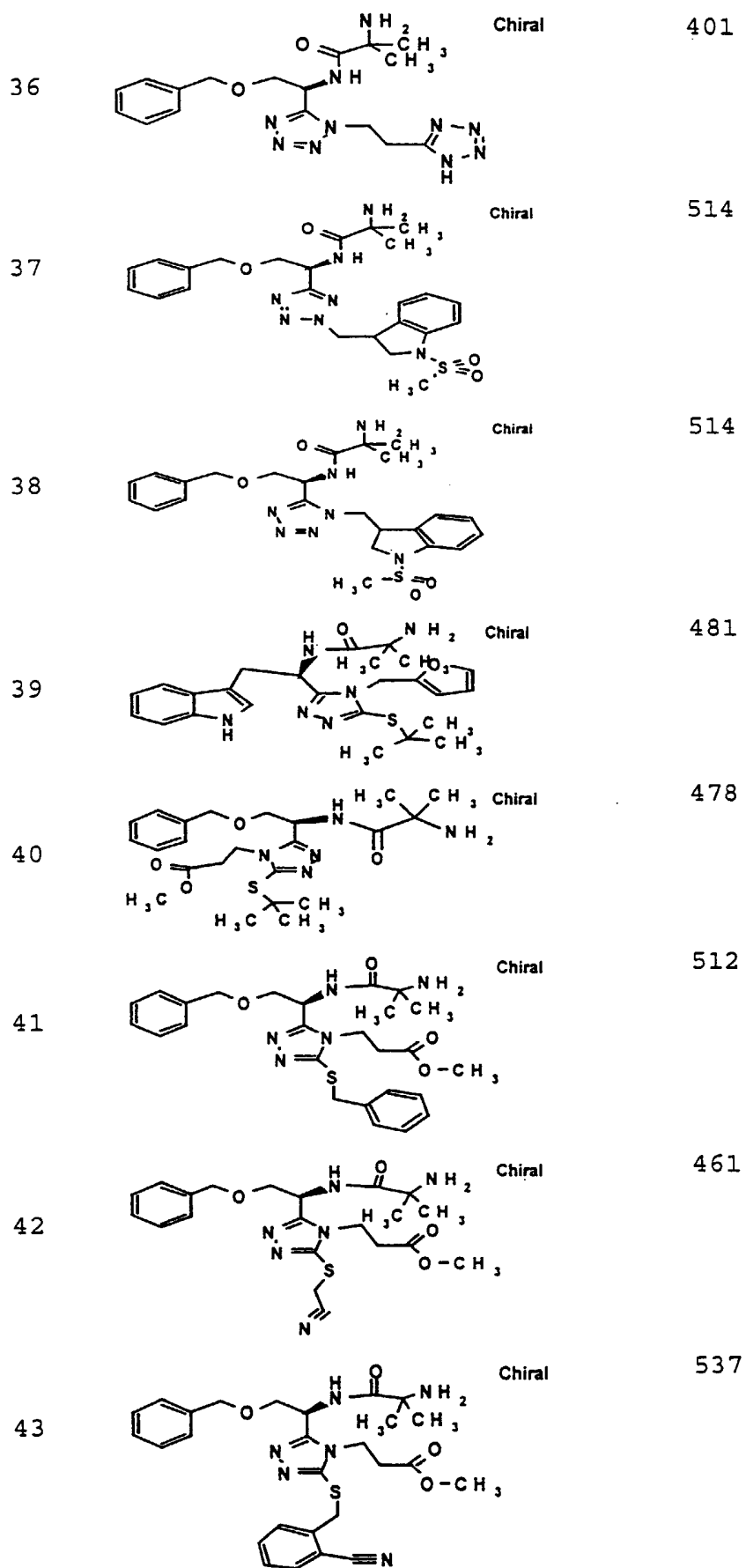
The following compounds were prepared employing the  
procedures described above and the working Examples.

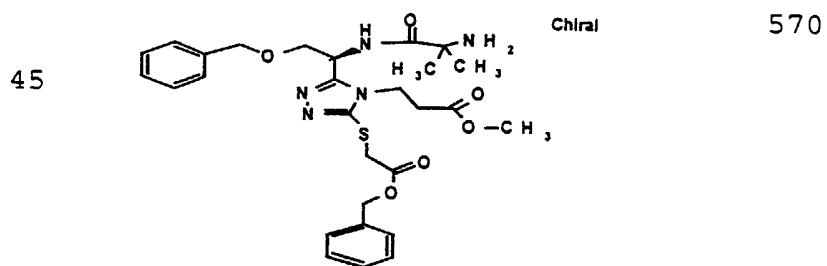
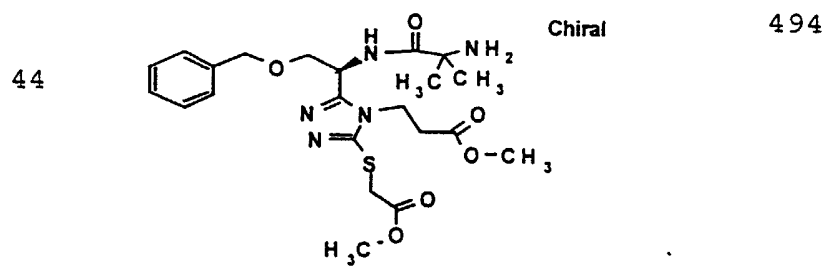
Examples 11 to 45

Example No.	Structure	M+H positive ions
11	<p>Chiral</p>	387
12	<p>Chiral</p>	319
13	<p>Chiral</p>	421
14	<p>Chiral</p>	421
15	<p>Chiral</p>	440
16	<p>Chiral</p>	440
17	<p>Chiral</p>	488

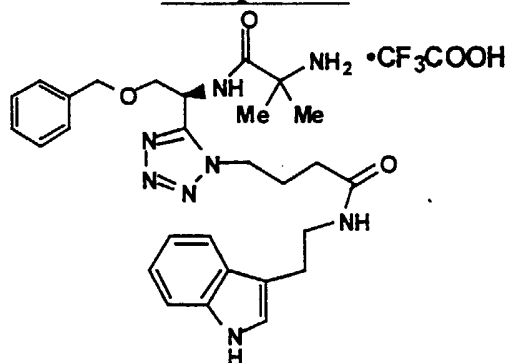
18		Chiral	488
19		Chiral	488
20		Chiral	488
21		Chiral	488
22		Chiral	488
23		Chiral	526
24		Chiral	526
27.			469

28		Chiral 423
29		416
30		472
31		463
32		519
33		449
34		505
35		510

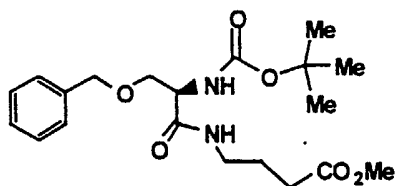




Example 46



A.



5

*N*-Methyl morpholine (2.5 mL) and isobutyl chloroformate (2.88 mL, 22.8 mmol) were added to a solution of *N*-Boc-*O*-benzyl-*D*-serine (6.73 g, 22.8 mmol, Sigma) in THF (35 mL), cooled at  $-18^{\circ}\text{C}$ . After stirring the mixture for 0.5 h. at  $-18^{\circ}\text{C}$ , a THF (15 mL) and DMF (25 mL) solution of methyl 4-aminobutyrate hydrochloride

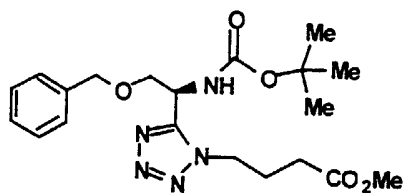
10  $\text{H}_2\text{N}-\text{CH}_2-\text{CH}_2-\text{CH}_2-\text{CO}_2\text{Me}$  (3.53 g, 23 mmol) and *N*-methyl morpholine (5 mL) was added, keeping the reaction mixture below

15  $-10^{\circ}\text{C}$ . The resulting mixture was stirred for 5 h. at between  $-10^{\circ}$  to  $-15^{\circ}\text{C}$ . The mixture was filtered, washing with ethyl acetate, and the solution was evaporated under reduced pressure. The residue was taken up in EtOAc (160 mL) and washed with 5%  $\text{NaHCO}_3$  (2x40 mL), water (50 mL) and

20 brine (50 mL). The organic solution was dried ( $\text{MgSO}_4$ ), evaporated and chromatographed ( $\text{SiO}_2$  230-400 mesh, 4% methanol/ dichloromethane) to afford title compound (8.5 g) as a colorless syrup: LC/MS (electrospray, + ions)  $m/z$  395 (M+H).

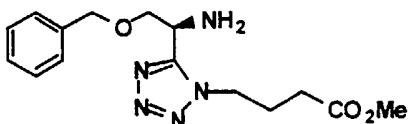
25

B.



Diethylazodicarboxylate (13.4 mL, 21.6 mmol) and  
 5 azidotrimethylsilane (2.87 mL, 21.6 mmol) were added to a  
 0°C solution of Part A compound (8.5 g, 21.6 mmol),  
 triphenylphosphine (5.7 g, 21.6 mmol) and diisopropylethyl  
 amine (1 mL, 5.4 mmol) in THF (70 mL). The mixture was  
 stirred at rt. for 24 h., and then cooled at 0°C. Another  
 10 equivalent each of triphenylphosphine (5.7 g),  
 diethylazodicarboxylate (13.4 mL) and azidotrimethylsilane  
 (2.87 mL) was added and stirring was continued for an  
 additional 48 h at rt. The reaction mixture was then  
 concentrated in vacuo to one third the original volume,  
 15 diluted with ethyl acetate (200 mL), then cooled to 0°C.  
 An aqueous solution of ammonium cerium (IV) nitrate (65  
 g/250 mL) was added and the mixture stirred for 15 min.  
 The organic layer was separated, the aqueous mixture was  
 extracted with ethyl acetate (150 mL), and the combined  
 20 organic phase was dried (Na<sub>2</sub>SO<sub>4</sub>). After concentration in  
vacuo, the residue was chromatographed (SiO<sub>2</sub> 230-400 mesh,  
 40% ethyl acetate/hexanes) to give solid title compound  
 (5.5 g, contaminated with a less polar impurity) and  
 recovered Part A compound (5.5 g, contaminated with  
 25 triphenylphosphine oxide). The contaminated title  
 compound could be used as is in the subsequent reaction.  
 Alternatively, a portion of the impure title compound (4.2  
 g) was chromatographed (SiO<sub>2</sub> 230-400 mesh, 25% ethyl  
 ether/dichloromethane) to give solid title compound (3.5  
 30 g) as a colorless solid: LC/MS (electrospray, + ions) m/z  
 420 (M+H).

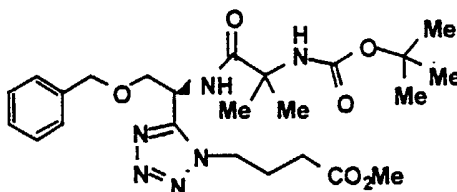
C.

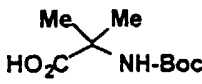


To a solution of Part B compound (3.5 g, 8.48 mmol)  
5 in dichloromethane (20 mL) was added a 4M HCl/dioxane  
solution (5 mL). After 3 h., more 4M HCl/dioxane solution  
(4 mL) was added and after a total of 5 h., the volatiles  
were removed in vacuo to give a syrup. The residue was  
dissolved in dichloromethane (200 mL), washed with 1N NaOH  
10 (75 mL), brine (2x80 mL), dried (sodium sulfate), and  
concentrated to give title compound (2.46 g) as a syrup.  
This material was used without further purification in the  
subsequent reaction: LC/MS (electrospray, + ions) m/z 320  
(M+H).

15

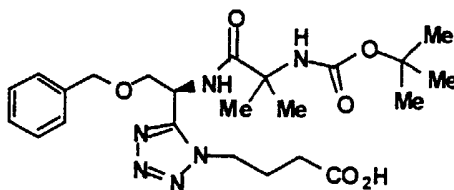
D.



A DMF (30 mL) solution of *N*-Boc-methyl alanine  
20  (1.88 g, 9.2 mmol, Sigma), Part C compound  
(2.46 g, 7.7 mmol), HOAT (1.17 g, 8.5 mmol), and EDAC  
(1.62 g, 8.5 mmol) was stirred at room temperature for 20  
h. The reaction mixture was concentrated in vacuo and the  
residue dissolved in dichloromethane (200 mL). The  
25 organic layer was washed with water (3X100 mL), dried over  
magnesium sulfate, and concentrated in vacuo. The residue  
was chromatographed (SiO<sub>2</sub> 230-400 mesh) eluting with 40%  
ether/dichloromethane to give title compound (3.14 g) as a  
colorless oil: LC/MS (electrospray, + ions) m/z 505 (M+H).

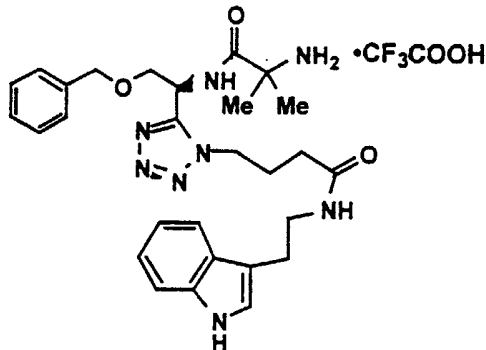
30

E.



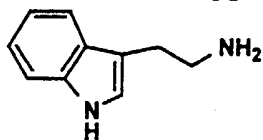
To a solution of Part D compound (1.4 g, 2.78 mmol)  
 5 in THF (8 mL) was added an aqueous solution of lithium  
 hydroxide (143 mg, 6 mmol, in 2 mL water) and the mixture  
 was allowed to stir for 20 h. at room temperature. The  
 reaction mixture was brought to pH 1-2 with 1N aq.HCl (5  
 mL) and the aqueous layer was extracted with ethyl acetate  
 10 (200 mL). The organics were washed with water (60 mL),  
 brine (100 mL), dried (magnesium sulfate), and  
 concentrated in vacuo to give title compound (1.32 g) as a  
 colorless solid. This material was used without further  
 purification in the subsequent reaction: LC/MS  
 15 (electrospray, + ions) m/z 491 (M+H).

F.



20

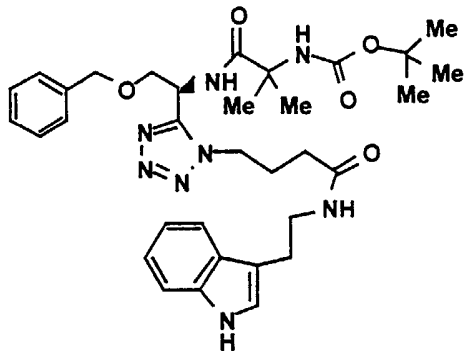
To tryptamine



(24 mg, 0.15 mmol) was added a dichloromethane (1 mL) and  
 DMF (0.5 mL) solution of Part E compound (50 mg, 0.1  
 mmol), EDAC (28.8 mg, 0.15 mmol), and dimethylamino  
 25 pyridine (18.3 mg, 0.15 mmol, DMAP). The reaction mixture  
 was shaken for 20 h., then diluted with methanol (5 mL).

The resulting solution was passed through a SCX resin column (1 g), eluting with methanol (15 mL), and the eluent was concentrated in vacuo to give the crude intermediate amide:

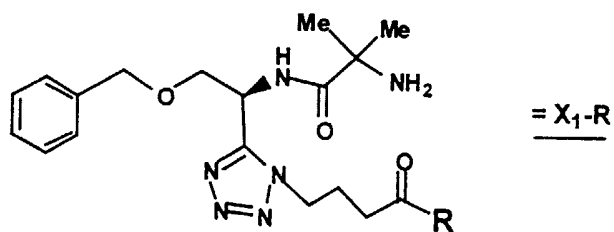
5



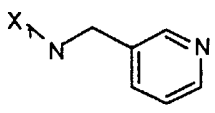
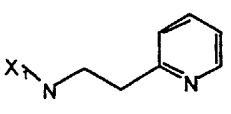
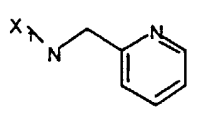
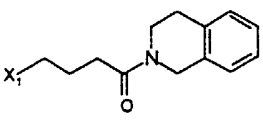
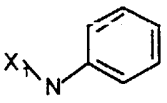
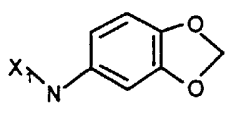
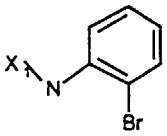
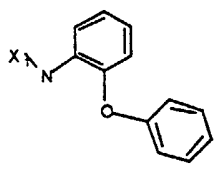
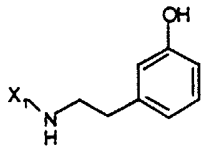
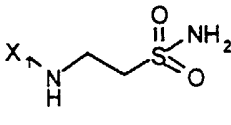
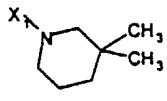
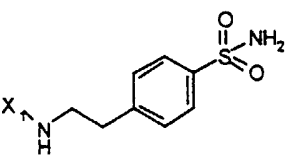
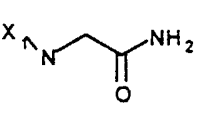
The resulting residue was dissolved in a dichloromethane/methanol HCl solution (1.5 mL, prepared from dissolving acetyl chloride (10.2 mL) in 3/2 dichloromethane/methanol  
10 (40 mL), 3.5 M) and stirred at rt. for 4 h. before removing the volatiles under reduced pressure. The resulting residue was purified by Prep HPLC to give the title compound as a dark colored foam (44 mg): LC/MS (electrospray, + ions) m/z 533 (M+H).

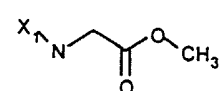
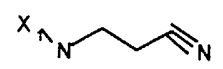
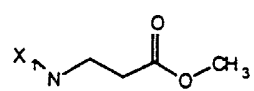
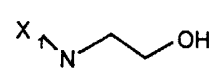
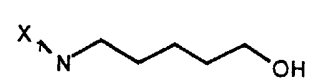
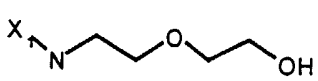
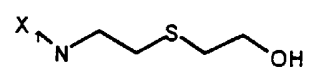
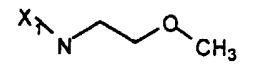
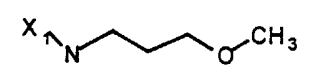
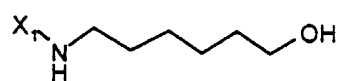
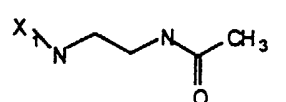
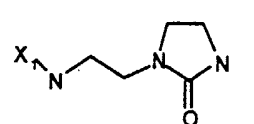
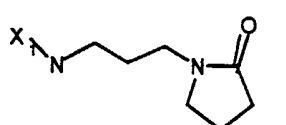
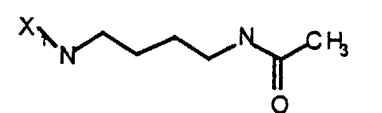
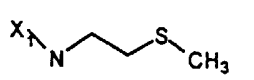
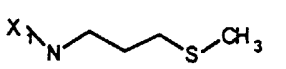
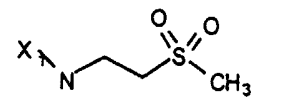
15 In a manner analogous to that of preparing the Example 46 compound, compounds of Examples 47 to 91 listed in the table below were prepared from Example 46 Part E compound (0.1 mmol) and the respective amine (0.15 to 0.2 mmol). Examples 47 to 50 were treated with trifluoroacetic  
20 acid (0.4 mL) and thioanisole (0.05 mL) in dichloromethane (1 mL) instead of HCl to form the final products. All but Example 70 were purified by preparative HPLC, eluting with a gradient system of methanol and water with 0.2% trifluoroacetic acid. All compounds were isolated as  
25 trifluoroacetic acid salts.

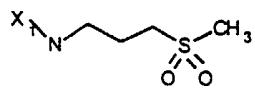
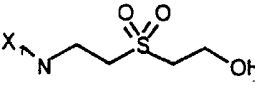
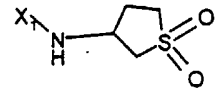
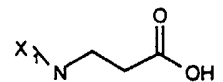
In the tables of compounds which follow, the X<sub>1</sub> designation refers to the point of attachment of the particular R moiety shown to the rest of the molecule.

Examples 47 to 91

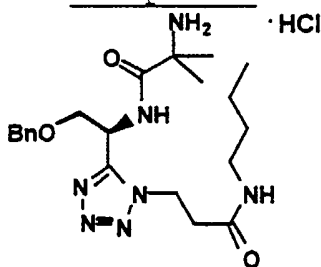
Example No.	<u>X<sub>1</sub>-R</u>	M+H positive ions
47		508
48		472
49		480
50		494
51		446
52		460
53		504
54		490
55		476
56		462
57		448

58		481
59		495
60		481
61		506
62		466
63		510
64		545
65		558
66		510
67		497
68		486
69		573
70		447

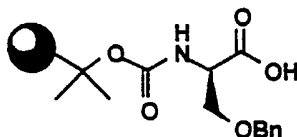
71		462
72		443
73		476
74		434
75		476
76		478
77		494
78		448
79		462
80		490
81		475
82		502
83		515
84		503
85		464
86		478
87		496

88		510
89		526
90		508
91		462

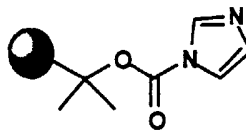
Example 92



5 A.



Methyl triflate (1.30 mL, 11.5 mmol) was added to a suspension of resin bound (*tert*-alkoxycarbonyl)imidazole



10 (8.68 g, loading 0.72 mmol/g) [Note: this procedure was adapted from Hernandez and Hodges. *J. Org. Chem.* 1997, 62, 3153] in dry 1,2-DCE (60.0 mL), cooled at 5°C. The mixture was stirred for 20 min at this temperature and for 15 min while being warmed to rt.

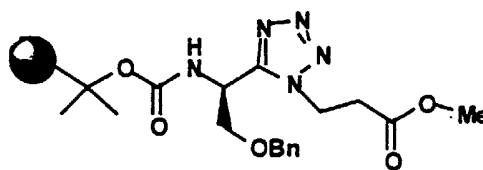
15 After addition of DMAP (2.96 g, 24.2 mmol), stirring was continued for an additional 10 min.

20 *N,O*-Bis(trimethylsilyl)acetamide (4.48 mL, 18.1 mmol) was added to a suspension of *O*-benzyl-*D*-serine (3.54 g, 18.1 mmol) in DMF (21 mL) and the mixture was stirred for 30 min at rt. The resulting solution was transferred

via syringe to the stirred resin suspension. The mixture was shaken for 8 h at rt and filtered. The resin bound *O*-benzyl-D-serine was washed with DMF (3 times), 5% AcOH/DMF, MeOH (3 times, 100 mL total), THF (3 times), and  
 5 CH<sub>2</sub>Cl<sub>2</sub> (3 times) and dried: 9.58 g; IR 1717 (broad) cm<sup>-1</sup>; Anal. Found C, 80.78; H, 8.00; N, 0.91. Loading on N content: 0.65 mmol/g.

A portion of the resin (27 mg) was treated with 10% TFA/ CH<sub>2</sub>Cl<sub>2</sub> (1.0 mL) for 4.5 h and filtered. The resin  
 10 was rinsed with CH<sub>2</sub>Cl<sub>2</sub> (3 times) and MeOH (2 times) and the filtrates were evaporated and dried (vacuum, overnight) to give back *O*-benzyl-D-serine, as its TFA salt (4.4 mg): LC-MS 100% Area; LC/MS (electrospray, + ions) m/z 196 (M+H). Loading, on cleaved amount, of the resin  
 15 bound *O*-benzyl-D-serine: 0.53 mmol/g.

B.

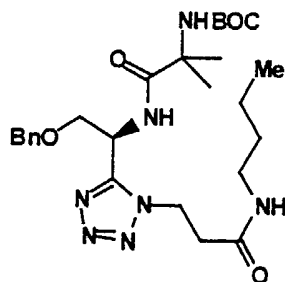


20 To the Part A resin bound *O*-benzyl-D-serine (1.75 g, 1.14 mmol) was added a solution of β-alanine methyl ester hydrochloride (315 mg, 2.27 mmol), diisopropylethylamine (0.39 mL, 2.24 mmol) and HOAT (308 mg, 2.26 mmol) in DMF (3.0 mL) and then, a solution of  
 25 EDAC (433 mg, 2.26 mmol) in DMF (5.5 mL). The mixture was rocked for 24 h at rt and filtered. The polymer was washed 3 times each with DMF, THF and CH<sub>2</sub>Cl<sub>2</sub> to give resin bound *O*-benzyl-D-serine-2-methoxy-carbonyl ethyl amide.

To the resin bound amide was added a solution of  
 30 triphenylphosphine (955 mg, 3.64 mmol) in 1,2-DCE (3.0 mL) and a solution, previously cooled at 0°C, of trimethylsilylazide (0.48 mL, 3.62 mmol) and diethyl azodicarboxylate (DEAD) (0.57 mL, 3.62 mmol) in 1,2-DCE (3.0 mL). The mixture was rocked for 24 h at rt and  
 35 filtered. The resin was washed with DMF (3 times) and

CH<sub>2</sub>Cl<sub>2</sub> (6 times), and resubmitted to the above Mitsunobu  
reaction conditions twice. The polymer was finally washed  
with DMF (3 times), THF (3 times) and CH<sub>2</sub>Cl<sub>2</sub> (3 times) to  
provide the resin bound 1-(2-methoxycarbonylethyl)-  
5 tetrazole.

C.



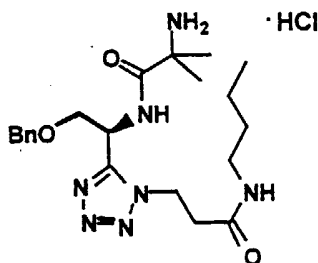
10 To the Part B resin bound methyl ester resin (307  
mg, < 0.20 mmol) in *n*-butyl amine (2.0 mL) was added a  
solution of tetra-*n*-butyl ammonium cyanide (40 mg, 0.15  
mmol) in MeOH (0.3 mL) and the mixture was heated at 50°C  
for 3.6 h. After filtration, the polymer was washed 3  
15 times each with DMF, MeOH, THF and CH<sub>2</sub>Cl<sub>2</sub> to give the  
resin bound amide.

The resin was treated with ~3M HCl/ CH<sub>2</sub>Cl<sub>2</sub>, MeOH,  
methyl acetate (4.0 mL, prepared by addition of acetyl  
chloride (AcCl) to a 3/2 CH<sub>2</sub>Cl<sub>2</sub>/MeOH solution) for 4.5 h  
and filtered. The resin was rinsed with CH<sub>2</sub>Cl<sub>2</sub> (3 times)  
20 and MeOH (twice), and the filtrates were evaporated to  
afford the amine HCl salt intermediate. This material was  
taken up in isopropanol (1.5 mL) and saturated NaCl (20  
mL). The pH of the aqueous phase was adjusted to 10 by  
25 addition of 1M K<sub>2</sub>CO<sub>3</sub> and the solution was extracted with  
CH<sub>2</sub>Cl<sub>2</sub> (3x30 mL). The combined organic phase was dried  
(Na<sub>2</sub>SO<sub>4</sub>) and concentrated to give the free amine  
contaminated with triphenylphosphine oxide (30.7 mg).

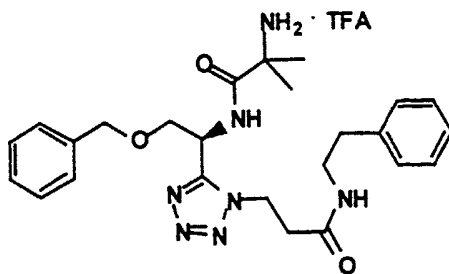
30 N-Boc isobutyric acid (36 mg, 0.18 mmol), EDAC (34  
mg, 0.18 mmol), HOAT (25 mg, 0.18 mmol), 1,2-DCE (0.3 mL)  
and DMF (30 uL) were mixed at 0°C for 15 min. The  
resulting solution was added to a 0°C solution of the

crude amine (30.7 mg, < 0.09 mmol) in 1,2-DCE (0.2 mL). The mixture was stirred for 22 h at rt and diluted with EtOAc (25 mL). The solution was washed with saturated NaHCO<sub>3</sub> (2x20 mL), water (20 mL) and saturated NaCl (20 mL), dried and evaporated to give crude Part C compound (44.4 mg). Preparative HPLC (solvent B: start 30%, final 90%; gradient time: 15 min; flow rate 20 mL/min; wavelength 220 nm; column YMC S5 ODS 20x100 mm) gave the Part C compound (19.0 mg): LC/MS (electrospray, + ions) m/z 532 (M+H).

D.

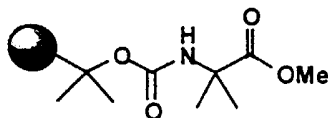


The Part C compound (19.0 mg, 0.036 mmol) was treated with ~3M HCl in CH<sub>2</sub>Cl<sub>2</sub>, MeOH, MeOAc (2.0 mL, prepared by addition of AcCl to a 3/2 CH<sub>2</sub>Cl<sub>2</sub>/MeOH solution) for 2.2 h and concentrated. The residue was further dried (vacuum, 2 h) to afford the title compound (16.6 mg) as a colorless solid: LC-MS 96% Area; LC/MS (electrospray, + ions) m/z 432 (M+H).

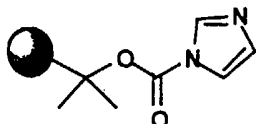
Example 93

25

A.

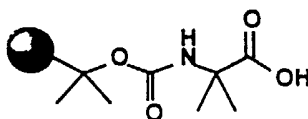


5 Methyl triflate (0.80 mL, 7.11 mmol) was added to a suspension of resin bound (tert-alkoxycarbonyl)imidazole (5.06 g, Loading 0.70 mmol/g)



10 in dry 1,2-DCE (30 mL), cooled at 10°C. The mixture was stirred for 15 min at this temperature and for 10 min while being warmed to rt. After addition of Et<sub>3</sub>N (2.40 mL, 17.2 mmol), stirring was continued for an additional 10 min. A suspension of methyl 2-aminoisobutyrate (1.14 g, 7.42 mmol) and Et<sub>3</sub>N (0.98 mL, 7.04 mmol) in DMF (13 mL)  
15 was filtered and transferred via syringe to the stirred resin suspension. The mixture was shaken for 5.5 h at rt and filtered. The resin bound Part A compound was washed with THF (3 times), 1/1 THF/MeOH, THF (3 times), and CH<sub>2</sub>Cl<sub>2</sub> (3 times) and dried: IR 1728 cm<sup>-1</sup>; Anal. Found C, 82.02; H, 7.96; N, 0.89. Loading on N content: 0.64  
20 mmol/g.

B.



25

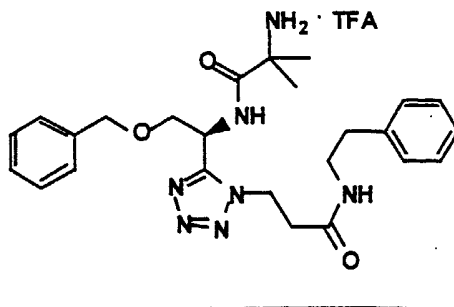
A 3/2 dioxane/0.25 M KOH solution (40 mL) was added to the Part A compound (2.63 g, Loading 0.64 mmol/g) and the suspension was heated at 75°C for 4.5  
30 h. After filtration, the polymer was washed with DMF (3 times), 5% AcOH/DMF (3 times, 50 mL total), MeOH (3

times), THF (3 times) and  $\text{CH}_2\text{Cl}_2$  (3 times) and dried to provide the Part B compound (2.50 g).

A portion of the resin (53 mg) was treated with 10% TFA/  $\text{CH}_2\text{Cl}_2$  (1.5 mL) for 5 h and filtered. The resin was rinsed with  $\text{CH}_2\text{Cl}_2$  (3 times) and MeOH (2 times) and the filtrates were evaporated and dried (vacuum, overnight) to give pure 2-aminoisobutyric acid, as its TFA salt (6.3 mg):  $^1\text{H}$  NMR  $\delta$  ( $\text{CD}_3\text{OD}$ , ppm) 1.55 (s, 6H).

Loading, on cleaved amount, of the resin bound 2-aminoisobutyric acid Part B compound: 0.53 mmol/g.

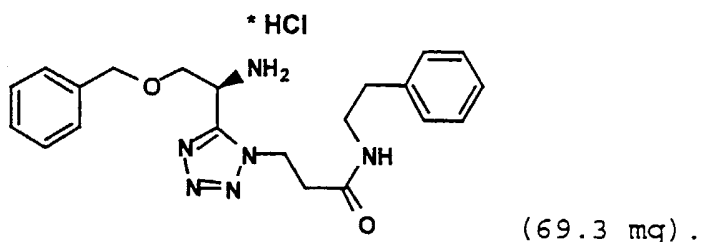
C.



15

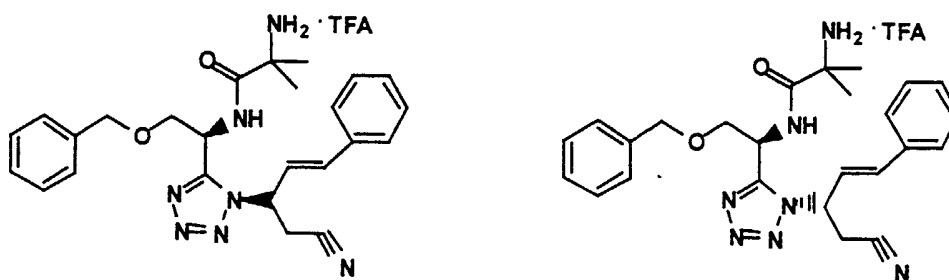
To a suspension of Example 92, Part B compound in phenethylamine (1.4.0 mL) was added a solution of tetra-*n*-butyl ammonium cyanide (22 mg, 0.08 mmol) in MeOH (0.3 mL) and the mixture was heated at 60-65°C for 3 h. After filtration, the polymer was washed 3 times each with DMF, 1/1 THF/MeOH, THF and  $\text{CH}_2\text{Cl}_2$  to give the resin bound amide.

The resin was treated with ~3M HCl in  $\text{CH}_2\text{Cl}_2$ , MeOH, MeOAc (3.0 mL, prepared by addition of AcCl to a 3/2  $\text{CH}_2\text{Cl}_2$ /MeOH solution) for 5 h and filtered. The resin was rinsed with  $\text{CH}_2\text{Cl}_2$  (3 times) and MeOH (twice), and the filtrates were evaporated to afford the intermediate



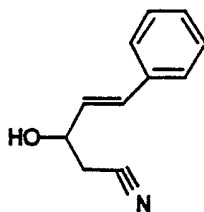
The above intermediate (69.3 mg, 0.18 mmol), Part A compound (400 mg, loading 0.53 mmol/g) and a solution of EDAC (115 mg, 0.60 mmol), HOAT (82 mg, 0.60 mmol) and diisopropylethylamine (0.10 mL, 0.60 mmol) in DMF (3.0 mL) were mixed and the resulting suspension was rocked at rt for 24 h. After filtration, the resin was washed with DMF (3 times) and dioxane (3 times). The resin was swollen with 3/2 dioxane/H<sub>2</sub>O, rocked overnight, filtered and washed with THF (3 times) and CH<sub>2</sub>Cl<sub>2</sub> (3 times).

The resin was treated with ~3M HCl in CH<sub>2</sub>Cl<sub>2</sub>, MeOH, MeOAc (4.0 mL, prepared by addition of AcCl to a 3/2 CH<sub>2</sub>Cl<sub>2</sub>/MeOH solution) for 6 h and filtered. The resin was rinsed with CH<sub>2</sub>Cl<sub>2</sub> (2 times) and MeOH and the filtrates were evaporated to give the crude title compound. This crude mixture was dissolved in acetonitrile/MeOH and passed through an anion exchange cartridge (3.0 g, CHQAX) by eluting with acetonitrile (18 mL) to provide the amine (22.2 mg). Further elution with 1/1 acetonitrile/MeOH (20 mL) gave an additional amount of amine (29.8 mg). The combined amine was further purified by preparative HPLC (solvent B: start 30%, final 80%; gradient time: 20 min; flow rate 20 mL/min; wavelength 220 nm; column YMC S5 ODS 20x100 mm) to afford the title compound (20.7 mg): HPLC 100% Area; LC/MS (electrospray, + ions) m/z 480 (M+H).

Examples 94 and 95

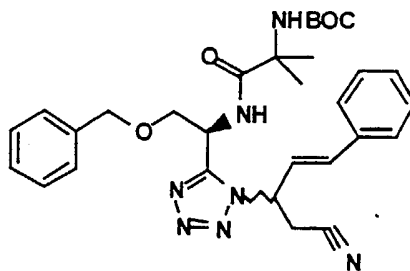
5

A.

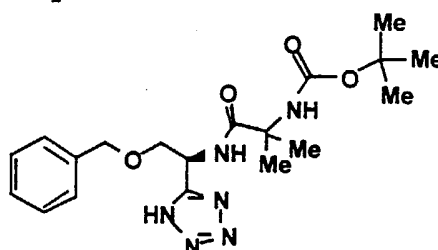


Sodium borohydride (110 mg, 2.92 mmol) was added to  
 10 a solution of cinnamoyl acetonitrile (1.0 g, 5.84 mmol,  
 Maybridge) in 4/1 MeOH/H<sub>2</sub>O (30 mL), cooled at 0°C, and the  
 mixture was stirred for 1.5 h. After warming to rt, small  
 portions of sodium borohydride were added at 45 min  
 intervals until reaction completion (additional 90 min).  
 15 After evaporating *in vacuo* most of the MeOH, potassium  
 phosphate buffer (pH 3, 45 mL) was added and the mixture  
 was stirred for 15 min. 5% NaHCO<sub>3</sub> (45 mL) was added and  
 the aqueous mixture was extracted with CH<sub>2</sub>Cl<sub>2</sub>. The  
 organic phases were combined, dried (Na<sub>2</sub>SO<sub>4</sub>) and  
 20 concentrated. The residue was chromatographed (SiO<sub>2</sub> 230-  
 400 mesh, 1/1 Hex/EtOAc) to give the Part A compound  
 (842.5 mg) as a yellow liquid: LC/MS 98% Area; LC/MS  
 (electrospray, + ions) m/z 156 (M-OH).

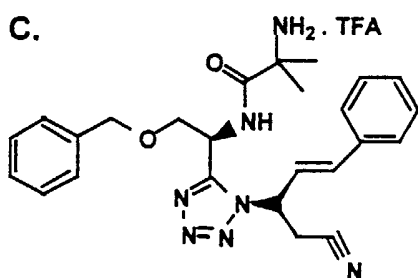
B.



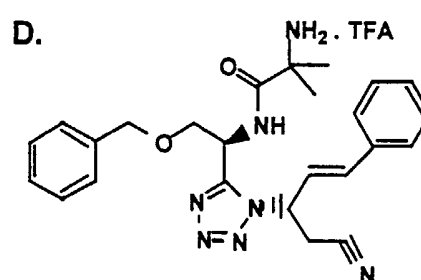
Diisopropylethylamine (31  $\mu$ L, 0.18 mmol) and  
5 diethylazodicarboxylate (0.18 mL, 1.14 mmol) were added to  
a solution of the Part A alcohol (198 mg, 1.14 mmol),  
Example 5 Part A compound



(360 mg, 0.89 mmol) and  $\text{Ph}_3\text{P}$  (303 mg, 1.15 mmol) in  $\text{CH}_2\text{Cl}_2$   
10 (2.6 mL), previously cooled at  $0^\circ\text{C}$ . The mixture was  
stirred at rt for 24 h and evaporated. The residue was  
chromatographed ( $\text{SiO}_2$  230-400 mesh, 1/1 Hex/EtOAc) to  
afford the Part B N-1 substituted tetrazoles (98.3 mg, 20%  
yield, 2 diastereomers): HPLC 98% diastereomer combined  
15 Area; LC/MS (electrospray, + ions) m/z 560 (M+H).



and



20

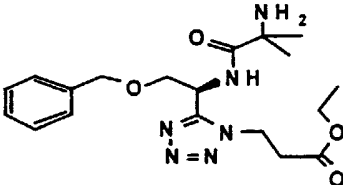
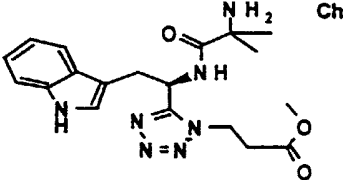
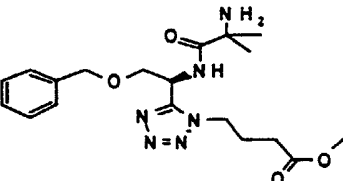
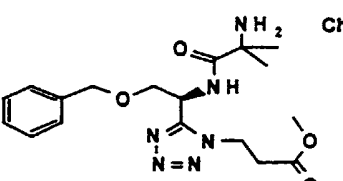
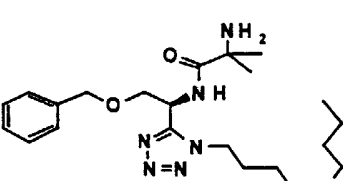
A solution of the Part B compound (72 mg, 0.13  
mmol, 2 diastereomers) and thioanisole (45  $\mu$ L, 0.38 mmol)  
in  $\text{CH}_2\text{Cl}_2$  (1.5 mL) was treated with 4M HCl/dioxane  
solution (1.5 mL) for 1.2 h and concentrated. Preparative

HPLC (solvent B: start 40%, final 90%; gradient time: 30 min; flow rate 20 mL/min; wavelength 220 nm; column YMC S5 ODS 20x100 mm) afforded Example 94 title compound (23.8 mg, 32% yield, single diastereomer) as a colorless solid: LC/MS 100% Area; LC/MS (electrospray, + ions) m/z 460 (M+H), and

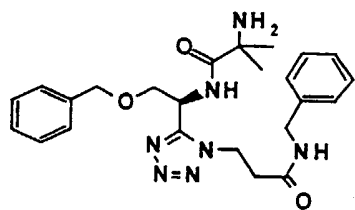
Example 95 title compound (26.7 mg, 36% yield, the other diastereomer) as a colorless solid: LC/MS 100% Area; LC/MS (electrospray, + ions) m/z 460 (M+H).

10

The following compounds were prepared employing procedures as described in Examples 96 to 101.

Example No.	Structure	M+H positive ions
96		405
97		400
98		405
99		391
100		446

101



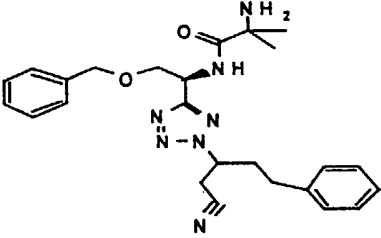
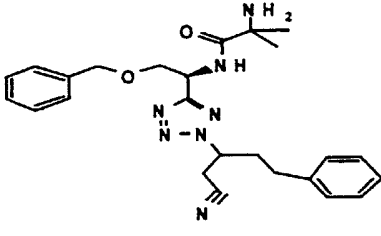
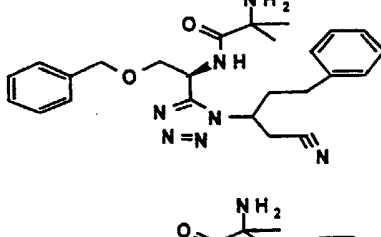
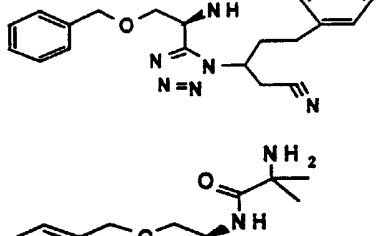
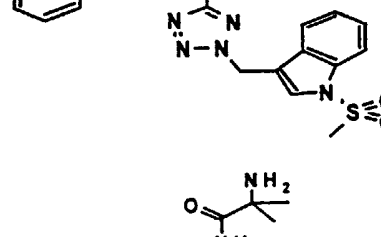
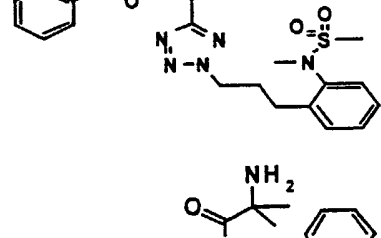
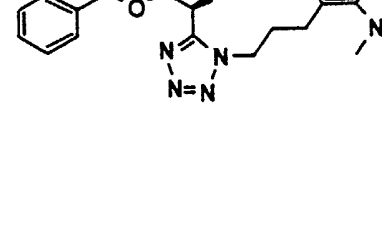
Chiral

466

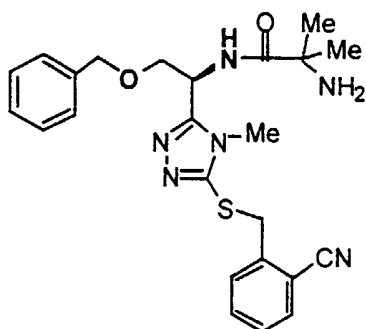
The following compounds were prepared employing the procedures described in Examples 102 to 117 and general procedures detailed in the working examples.

5

Example No.	Structure	M+H positive ions
102		460
103		460
104		448
105		448

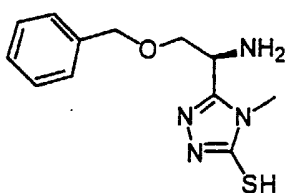
106		Chiral	462
107		Chiral	462
108		Chiral	462
109		Chiral	462
110		Chiral	512
111		Chiral	530
112		Chiral	530

113		Chiral	416
114		Chiral	372
115		Chiral	448
116		Chiral	448
117		Chiral	384

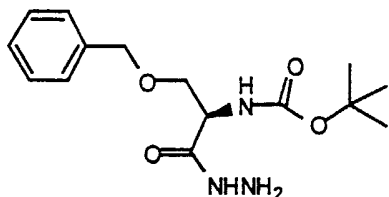
Example 118

5

A.



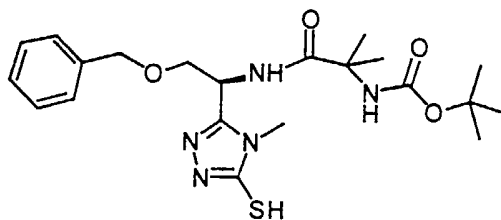
To a solution of crude



- 10 (prepared as described in Example 7 Part C) (7.84 g, 25.37 mmol) in 150 ml of dry ethyl alcohol was added methyl isothiocyanate (2.04g, 27.91 mmol). The reaction was heated to reflux for 6 h. The reaction was allowed to cool to room temperature and the solvent was removed via the evaporator. The residue was then treated with 1N NaOH (70 ml), the resulting mixture was heated to reflux (113°C oil bath) for 12 h. The reaction was cooled to room temperature and the solvent was removed via vacuum. The residue was treated with 300 ml of methyl
- 15
- 20 chloride/methanol (100:7.5). The mixture was stirred at room temperature for 1 h and filtered. The filtrate was concentrated and co-evaporated with toluene to give crude title compound (7.54g). HPLCb retention time (rt) = 2.37 min. LC/MS (electrospray, + ions) m/z 265 (M+H).

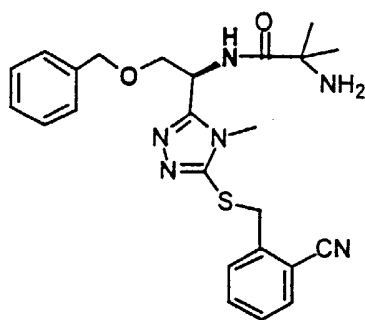
25

B.



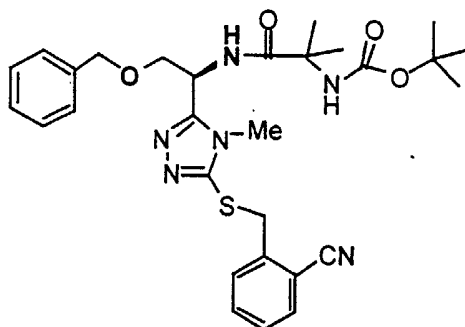
To a solution of Part A compound (7.54g, 28.6 mmol) and Boc-methylalanine carboxylic acid (6.96g, 34.3 mmol, Sigma) in 100 ml of DMF was added HOAt (5.05g, 37.1 mmol) and EDAC (8.21g, 42.8 mmol) at room temperature under nitrogen and the reaction mixture was stirred at rt. overnight. The solvent was removed via vacuum and the residue was diluted with water (100 ml). The mixture was extracted with 1/1 ethyl acetate/ether (3x200 ml), the organic layer was dried over magnesium sulfate, and filtered. The filtrate was stored at 0°C and the resulting solid recovered by filtration to give Part B compound (1.45g). The resulting filtrate was then concentrated and the residue was purified by flash chromatography, eluting with hexanes/ethyl acetate (2:1) to give further Part B compound as a white solid (6.92g). HPLCb retention time (rt) = 3.19 min. LC/MS (electrospray, + ions) m/z 450 (M+H).

C.



To a solution of Part B compound (67.4 mg, 0.15 mmol) in 1 ml of dry dioxane was added triethyl amine (30.3 mg, 0.3 mmol) and 2-cyanobenzyl bromide (58.8 mg, 0.3 mmol) at rt. The reaction was shaken overnight and

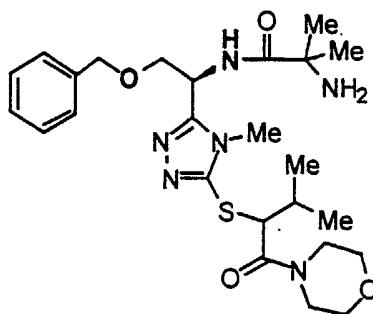
the solvent was removed via vacuum to give the intermediate:



The residue was then treated with TFA/dichloro-  
 5 methane (1 mL, 1:3) at rt for 2h. The solvent was  
 evaporated and the reaction mixture was purified by a SCX  
 column (2 g) as follows: The column was conditioned by  
 rinsing with methanol (10 mL). The reaction mixture in 1  
 mL of methanol was loaded onto the column followed by  
 10 methanol (30 mL). The product was then eluted with 2 N  
 ammonia in methanol (7 mL). The solvent was removed from  
 the sample by the use of a speed vacuum to give the title  
 compound (53 mg, 76%) as an oil: HPLCb rt = 3.15 min,  
 LC/MS (electrospray, + ions) m/z 465 (M+H).

15

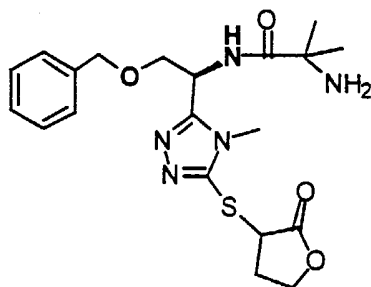
#### Example 119



20 To a solution of Example 118 Part B compound (67.4  
 mg, 0.15 mmol) in 1 mL of dry dioxane was added triethyl  
 amine (30.3 mg, 0.3 mmol) and 4-(2-bromoisovaleryl)-  
 morpholine (75 mg, 0.3 mmol) at rt. The reaction was  
 shaken overnight, then potassium carbonate (103 mg, 0.75  
 25 mmol) was added and the reaction was continually shaken  
 for another 24 h. The solid was filtered off, the

filtrate was collected, and the solvent was removed via vacuum. The residue was then treated with TFA/methylene chloride (1 ml, 1:3) at rt for 2h. The solvent was evaporated and the reaction mixture was purified by a SCX column (2 g) as follows: The column was conditioned by rinsing with methanol (10 mL). The reaction mixture in 1 ml of methanol was loaded onto the column followed by methanol (30 mL). The product was then eluted with 2 N ammonia in methanol (7 mL). The solvent was removed from the sample by the use of a speed vacuum to give the title compound (41 mg, 53%) as an oil: HPLCb rt = 3.06 min, LC/MS (electrospray, + ions) m/z 519(M+H).

Example 120



To a solution of Example 118 Part B compound (67.4 mg, 0.15 mmol) in 1 ml of dry dioxane was added triethyl amine (30.3 mg, 0.3 mmol) and 2-bromobutyrolactone (49.5 mg, 0.3 mmol) at rt. The reaction was shaken overnight, then potassium carbonate (103 mg, 0.75 mmol) was added and the reaction was continually shaken for another 24 h. The solid was filtered off, the filtrate was collected, and the solvent was removed via vacuum. The reaction mixture was purified by a short silica gel cartridge column (2 g) as follows: The column was conditioned by rinsing with ethyl acetate (10 ml). The reaction mixture in 1 ml of ethyl acetate was loaded onto the column followed by ethyl acetate (7 ml). The solution was collected and the solvent was removed from the sample by the use of a speed vacuum. The residue was then treated with TFA/methyl

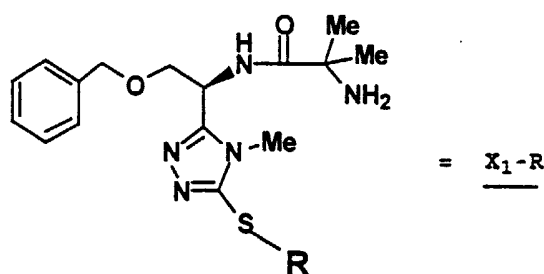
chloride (1 ml, 1:3) at rt for 2h. The solvent was removed via vacuum to give the title compound as TFA salt (47.1 mg, 57%): HPLC rt = 2.56 min, LC/MS (electrospray, + ions) m/z 434(M+H).

5

In a manner analogous to that of compounds of Example 118 to 120, compounds of Examples 121 to 172 listed in the table below were prepared from Example 118 Part B compound (0.15 mmol) and the respective bromide (0.3 mmol). Examples 159-172 required further elaboration before deprotection with TFA. A few examples were purified by preparative HPLC, eluting with a gradient system of methanol and water with 0.2% trifluoroacetic acid. Examples 121 to 172 were isolated as trifluoroacetic acid salts or as a free base.

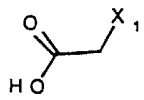
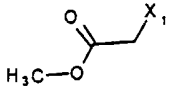
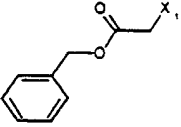
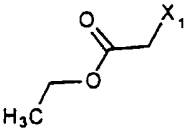
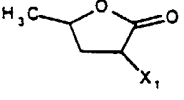
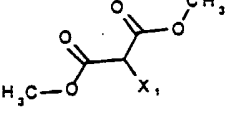
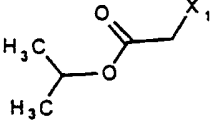
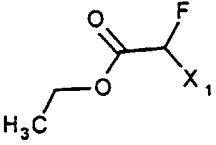
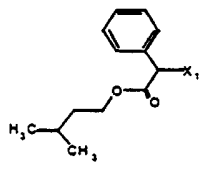
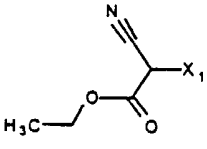
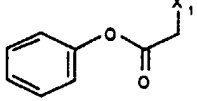
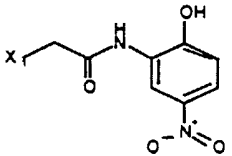
15

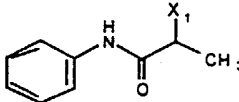
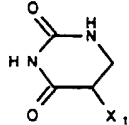
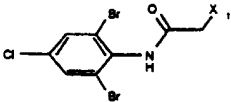
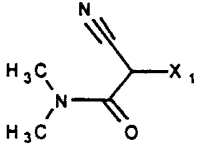
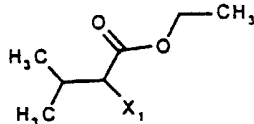
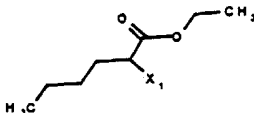
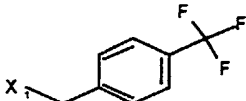
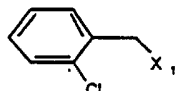
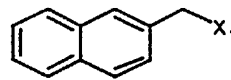
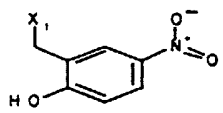
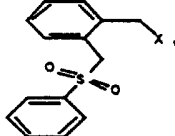
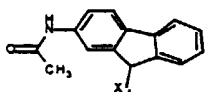
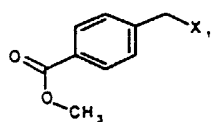
Examples 121 to 172

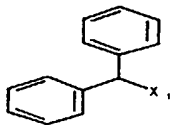
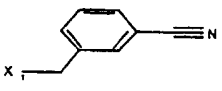
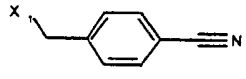
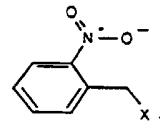
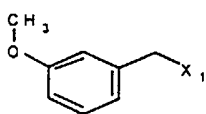
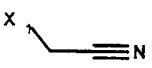
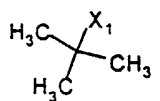
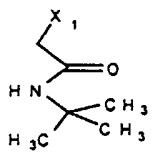

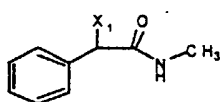
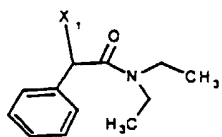
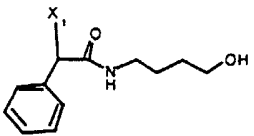
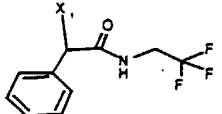
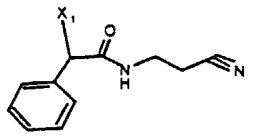


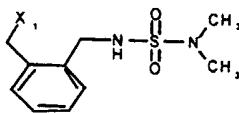
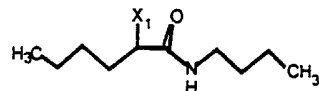
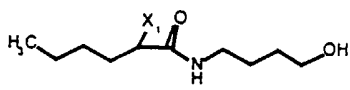
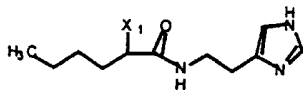
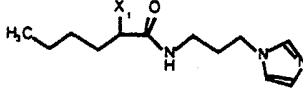
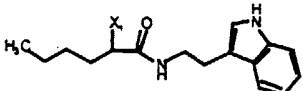
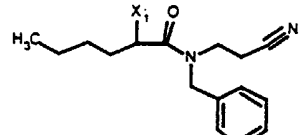
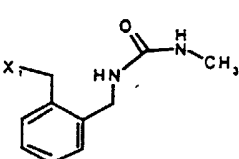
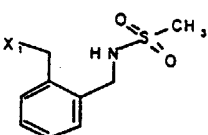
20

Example No.	<u>X<sub>1</sub>-R</u>	M+H positive ions
121		498
122		508
123		545
124		450

125		408
126		422
127		498
128		436
129		448
130		480
131		450
132		454
133		554
134		461
135		484
136		544

137		497
138		462
139		675
140		460
141		478
142		492
143		508
144		475
145		490
146		501
147		594
148		571
149		498

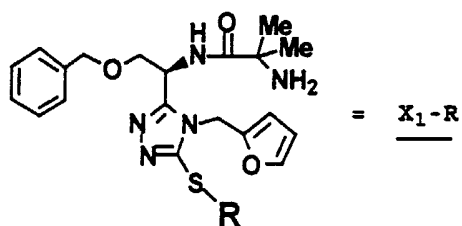
150		516
151		465
152		465
153		485
154		470
155		389
156		406
157		463
158		440
159		497
160		539
161		555
162		565
163		536

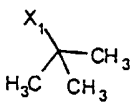
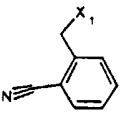
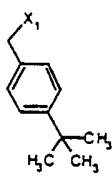
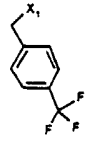
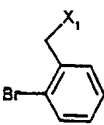
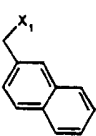
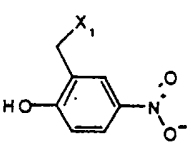
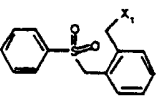
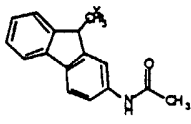
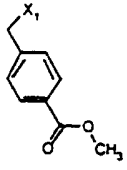
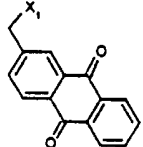
164		576
165		519
166		535
167		557
168		571
169		606
170		606
171		526
172		547

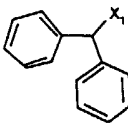
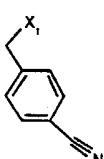
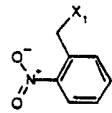
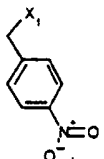
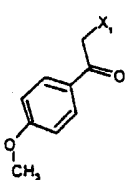
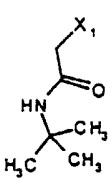
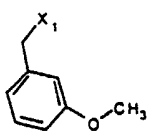
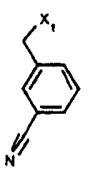
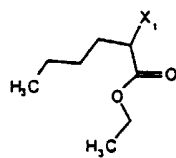
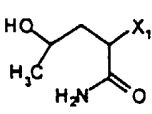
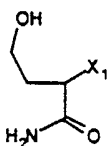
Compounds of Examples 173 to 216 listed in the table below were prepared in a manner analogous to that of compounds of Example 118 to 172.

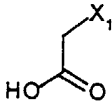
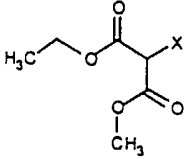
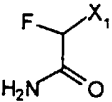
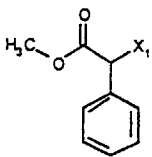
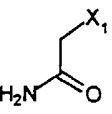
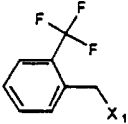
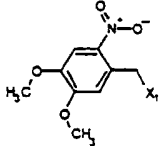
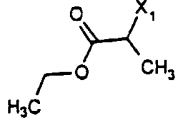
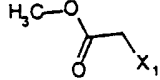
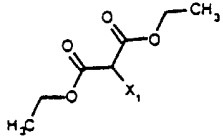
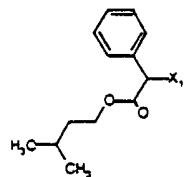
5

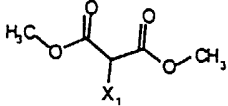
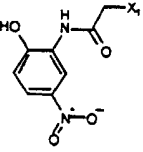
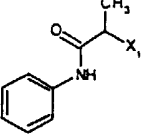
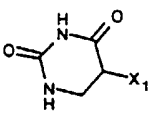
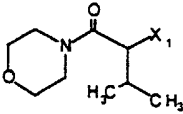
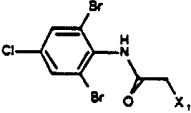
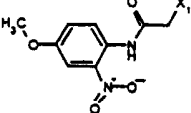
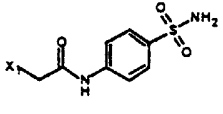
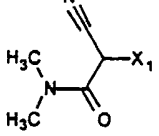
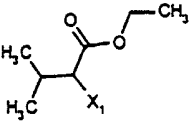
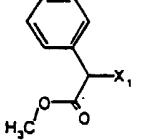
Examples 173 to 216



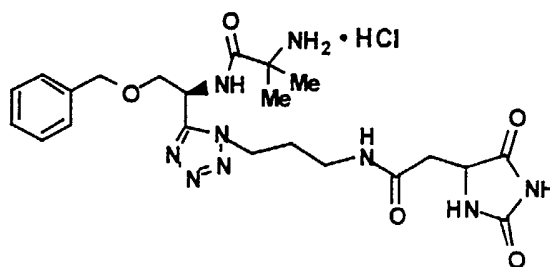
Example No.	X <sub>1</sub> -R	M+H positive ions
173		472
174		531
175		562
176		574
177		585
178		556
179		567
180		660
181		651
182		564
183		636

184		582
185		531
186		551
187		551
188		564
189		529
190		536
191		531
192		558
193		531
194		517

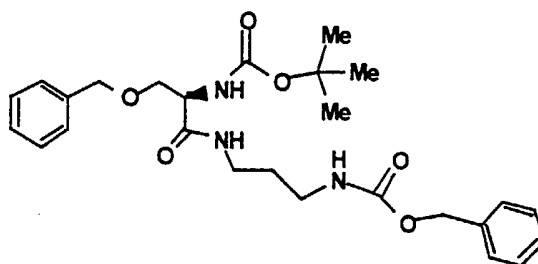
195		474
196		560
197		491
198		564
199		473
200		574
201		611
202		516
203		488
204		574
205		620

206		546
207		610
208		563
209		528
210		585
211		741
212		624
213		628
214		526
215		544
216		564

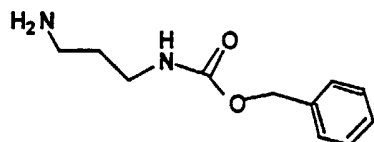
Example 217



5 A.



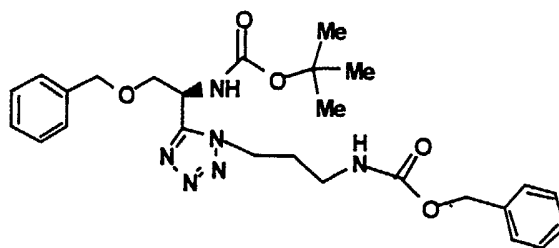
10 *N*-Methyl morpholine (1.86 mL, 16.9 mmol) and isobutyl chloroformate (2.19 mL, 16.9 mmol) were added to a solution of *N*-Boc-*O*-benzyl-*D*-serine (5 g, 16.9 mmol, ChemImpex) in THF (35 mL), cooled at  $-18^{\circ}\text{C}$  under nitrogen. After stirring the mixture for 0.5 h. at  $-18^{\circ}\text{C}$ , a solution of *N*-Cbz-1-3-diaminobutane hydrochloride



15 (4.14 g, 16.9 mmol) and *N*-methyl morpholine (1.86 mL, 16.9 mmol) in DMF (10 mL) was added and the resulting mixture was allowed to warm up to  $-5^{\circ}\text{C}$  over a period of 4 h. The mixture was filtered and the solution was evaporated near to dryness. The residue was taken up in EtOAc and washed with 5%  $\text{NaHCO}_3$  (3x50 mL), water and brine. The organic solution was dried ( $\text{Na}_2\text{SO}_4$ ), and evaporated to afford Part

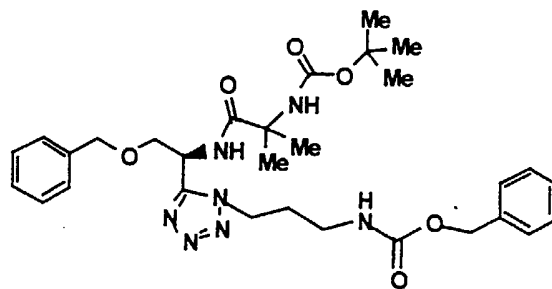
20 A compound (7.84 g, 97% yield): LC/MS (electrospray, + ions)  $m/z$  486 ( $M+H$ ).

B.

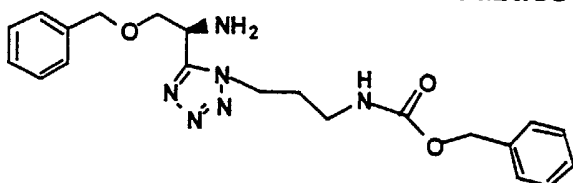


Diethylazodicarboxylate (2.57 mL, 16.3 mmol) and  
 5 azidotrimethylsilane (2.16 mL, 16.3 mmol) were added to a  
 solution of Part A compound (7.92 g, 16.3 mmol) and  
 triphenylphosphine (4.28 g, 16.3 mmol) in THF (60 mL),  
 previously cooled at 0°C under nitrogen. The mixture was  
 stirred at rt overnight and then cooled at 0°C. Another  
 10 equivalent each of triphenylphosphine (4.28 g),  
 diethylazodicarboxylate (2.57 mL) and azidotrimethylsilane  
 (2.16 mL) was added and stirring was continued for an  
 additional 24 h at rt. The reaction mixture was cooled at  
 0°C and an aqueous solution (75 ml) of ammonium cerium  
 15 (IV) nitrate (2.63 g/100 mL) was added and stirred for 1  
 h. The aqueous mixture was extracted with CH<sub>2</sub>Cl<sub>2</sub> and the  
 organic phase was dried (Na<sub>2</sub>SO<sub>4</sub>), evaporated and  
 chromatographed (SiO<sub>2</sub> 230-400 mesh, 1/1 hexanes/EtOAc) to  
 give the impure Part B compound. The contaminated  
 20 tetrazole was dissolved in CHCl<sub>3</sub> and ether was added to  
 precipitate Part B compound (2.6 g) as a colorless solid:  
 MS (electrospray, + ions) m/z 511 (M+H).

C.



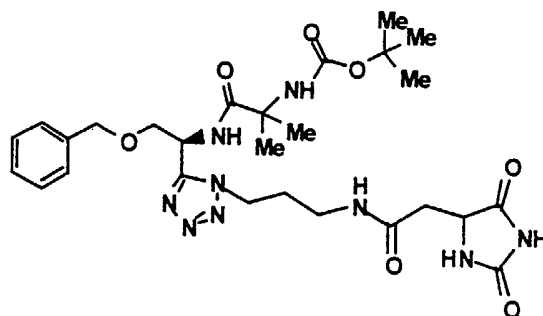
To a solution of Part B compound (2.5 g, 4.80 mmol)  
5 in CH<sub>2</sub>Cl<sub>2</sub> was added a 4M HCl/dioxane solution (14.7 mL)  
and stirred for 3 h. The solvents were removed at reduce  
pressure, the residue concentrated from CH<sub>2</sub>Cl<sub>2</sub> and the  
residue was taken up in minimal *i*-PrOH. Brine (150 mL)  
was added and the pH of the aqueous solution was adjusted  
10 to 10 by addition of 1M K<sub>2</sub>CO<sub>3</sub>. The aqueous solution was  
extracted with CH<sub>2</sub>Cl<sub>2</sub>, dried (Na<sub>2</sub>SO<sub>4</sub>), and evaporated to  
provide the amine intermediate,



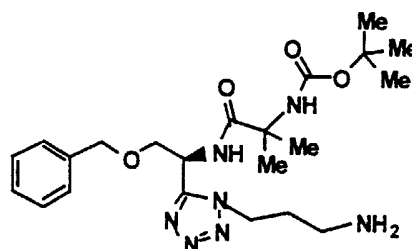
used without further purification in the subsequent  
15 reaction.

*N*-Boc-methyl alanine (1.49 g, 7.35 mmol, Sigma),  
EDAC (1.14 g, 7.35 mmol), HOAt (1 g, 7.35 mmol), 1,2-DCE  
and DMF (1.29 mL) were mixed at 0°C and stirred for 15  
20 min. The resulting solution was transferred to a 0°C  
solution of the crude amine intermediate (prepared above)  
in 1,2-DCE and the mixture was stirred overnight at rt.  
The reaction mixture was diluted with EtOAc and washed  
with saturated NaHCO<sub>3</sub>, water and brine. The organic layer  
was dried (Na<sub>2</sub>SO<sub>4</sub>), evaporated and chromatographed (SiO<sub>2</sub>  
25 230-400 mesh, 1/1 hexanes/EtOAc) to provide Part C  
compound (1.58 g) as a colorless oil: MS (electrospray, +  
ions) *m/z* 596 (M+H).

D.



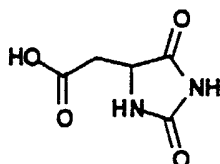
A methanol (3 mL) solution of Part C compound (100  
 5 mg, 0.17 mmol) and 5% palladium on carbon (50 mg) was  
 hydrogenated for 1 h at 45 psi hydrogen. The reaction  
 mixture was filtered through Celite and concentrated



affording intermediate compound

(68.1 mg). The resulting residue could be purified by  
 10 auto Prep HPLC to give pure intermediate compound (47.6  
 mg): MS (electrospray, + ions) m/z 462 (M+H).

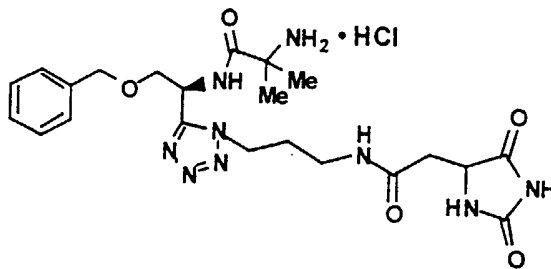
A CH<sub>2</sub>Cl<sub>2</sub> (1 mL) and DMF (0.5 mL) solution of



hydantoin

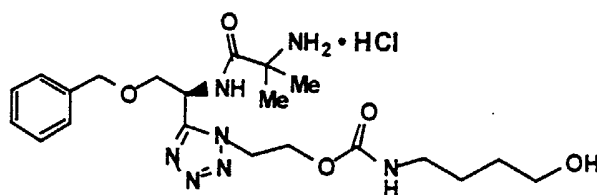
(25.3 mg, 0.16 mmol), EDAC (31.3 mg, 0.16 mmol), and  
 15 dimethylamino pyridine (DMAP) (20.4 mg, 0.16 mmol) was  
 added to a CH<sub>2</sub>Cl<sub>2</sub> (1 mL) solution of the intermediate  
 compound (75 mg, 0.16 mmol) at rt under nitrogen. The  
 reaction mixture was allowed to stir at rt overnight and  
 the volatiles were removed under vacuum. The resulting  
 20 residue was dissolved in methanol and passed through a SCX  
 resin column to give Part D compound (72 mg): MS  
 (electrospray, + ions) m/z 602 (M+H).

E.



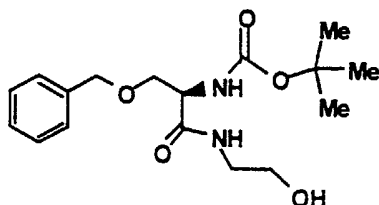
A CH<sub>2</sub>Cl<sub>2</sub> solution of Part D compound (64.3 mg,  
5 0.107 mmol) was treated with an HCl solution (3.0 mL; 10.2  
ml of AcCl in 40 ml of 3/2 CH<sub>2</sub>Cl<sub>2</sub>/MeOH) for 3 h and  
evaporated in vacuo. The residue was coevaporated four  
times with CH<sub>2</sub>Cl<sub>2</sub> to give the title compound (51.4 mg) as  
a white solid: LC/MS (electrospray, + ions) m/z 502  
10 (M+H).

Example 218



15

A.

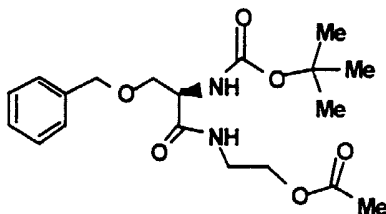


*N*-Methyl morpholine (2.23 mL, 20.3 mmol) and  
20 isobutyl chloroformate (2.64 mL, 20.3 mmol) were added to  
a solution of *N*-Boc-*O*-benzyl-*D*-serine (6 g, 20.3 mmol,  
ChemImpex) in THF (30 mL), cooled at -20°C under nitrogen.  
After stirring the mixture for 45 min. at -20°C, a  
solution of ethanolamine (1.3 g, 21.4 mmol) in THF (20 mL)  
25 was added and the resulting mixture was allowed to warm up  
to rt over a period of 4 h. After stirring overnight, the  
mixture was filtered and the solution was evaporated near

to dryness. The residue was purified by flash column chromatography (silica gel), eluting with hexanes:ethyl acetate (1:4) to afford the Part A compound (7.3 g): LC/MS (electrospray, + ions) m/z 339 (M+H).

5

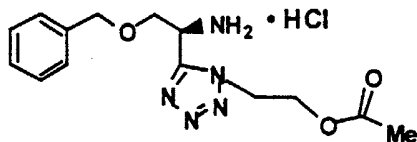
B.



To a  $\text{CH}_2\text{Cl}_2$  (20 mL) solution of Part A compound (3.60 g, 10.7 mmol) at rt under nitrogen was added pyridine (3.44 mL, 42.6 mmol) and acetic anhydride (1.1 mL, 11.7 mmol). After 14 h, the volatiles were removed under vacuum. The resulting residue was purified by flash column chromatography (silica gel), eluting with hexanes:ethyl acetate (2:1) to afford the Part B compound (3.85 g): LC/MS (electrospray, + ions) m/z 381 (M+H).

15

C.

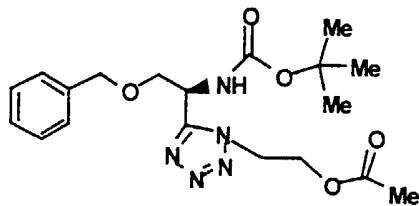


20

To a THF (30 mL) solution of Part B compound (3.83 g, 10.1 mmol) was added triphenylphosphine (2.64 g, 10.1 mmol), diethylazodicarboxylate (1.24 mL, 10.1 mmol) and azidotrimethylsilane (1.34 mL, 10.1 mmol). The mixture was stirred at room temperature (rt) for 24 h and then another equivalent each of triphenylphosphine (2.64 g), diethylazodicarboxylate (1.24 mL) and azidotrimethylsilane (1.34 mL) was added and stirring was continued for an additional 24 h at rt. The volatiles were removed under vacuum and the residue was purified by flash chromatography ( $\text{SiO}_2$  230-400 mesh, 8/1 hexanes/EtOAc) to

30

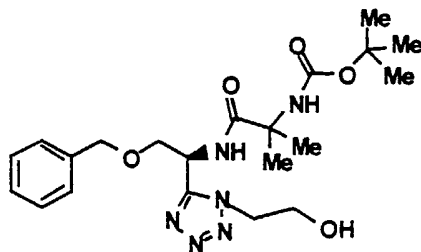
give somewhat impure intermediate compound



(2.71 g). The contaminated tetrazole was sufficiently pure for the subsequent reaction.

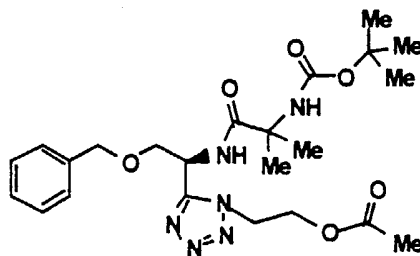
5 A 4M HCl/dioxane solution (10 mL) was added to the above intermediate compound (2.71 g,  $\leq 6.69$  mmol) and stirred for 1.5 h. The solvents were removed at reduce pressure and the residue co-evaporated twice with a mixture of toluene and methanol to provide Part C compound  
10 (2.28 g) as a colorless solid: LC/MS (electrospray, + ions) m/z 381 (M+H).

D.



15

To a  $\text{CH}_2\text{Cl}_2$  (25 mL) solution of Part C compound (2.28 g, 6.7 mmol) was added diisopropylethylamine (2.33 mL, 13.4 mmol), *N*-Boc-methyl alanine (2.04 g, 10 mmol, ChemImpex), HOAt (1.36 g, 10 mmol), and EDAC (1.92 g, 10 mmol) and the mixture was stirred overnight at rt. The  
20 reaction mixture was quenched with saturated ammonium chloride, and the aqueous layer was washed three times with  $\text{CH}_2\text{Cl}_2$ . The combined organic layers were washed with  
25 brine, dried ( $\text{Na}_2\text{SO}_4$ ), and evaporated to provide

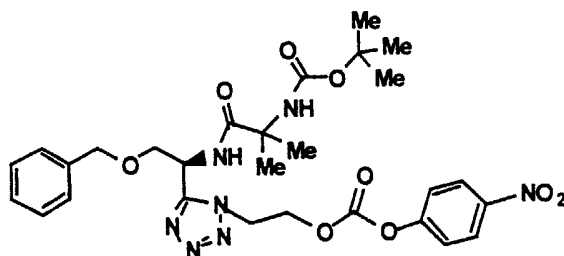


intermediate compound

sufficiently pure for the subsequent reaction.

The above intermediate compound in a solution of THF/MeOH (20 mL, 20/1) was treated with 2N lithium hydroxide (10 mL) for 1h. After cooling to 0°C, the reaction mixture was neutralized to pH 7 and the aqueous layer extracted with CH<sub>2</sub>Cl<sub>2</sub> (3 times 100 mL). The combined organics were dried (MgSO<sub>4</sub>), filtered, and concentrated under vacuum. The residue was purified by flash chromatography (SiO<sub>2</sub> 230-400 mesh, 1/1 hexanes/EtOAc) to give Part D compound (1.69 g): MS (electrospray, + ions) m/z 449 (M+H).

E.

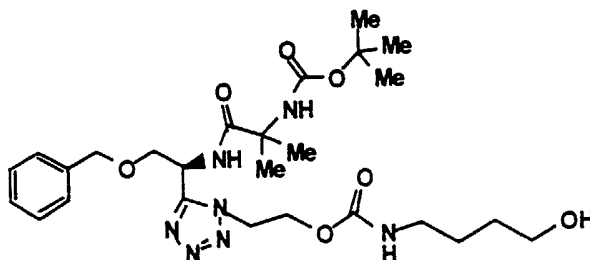


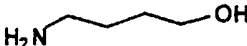
15

To a THF (20 mL) solution at 0°C of Part D compound (1.34 g, 3.0 mmol) was added pyridine (0.53 mL, 6.6 mmol). After 3 min, a THF (10 mL) solution of para-nitrochloroformate (1.33 g, 6.6 mmol) was added and the mixture was stirred at 0°C for 1 h and 2 h at rt. The reaction mixture was then filtered and the filtrate concentrated under vacuum. The resulting residue was purified by flash chromatography (SiO<sub>2</sub>, 230-400 mesh) eluting with 1/1 hexanes/EtOAc to give Part E compound (1.52 g): LC/MS (electrospray, + ions) m/z 614 (M+H).

25

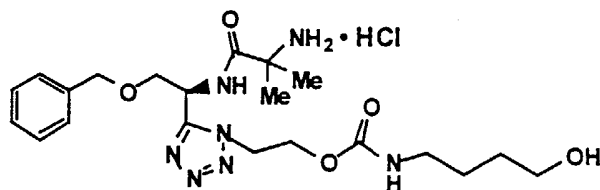
F.



To a THF (20 mL) solution of Part E compound (3.4 g, 5.55 mmol) was added  (0.74 g, 8.32 mmol) and after 3 h at RT, the volatiles were removed under vacuum. The resulting residue was purified by flash chromatography (SiO<sub>2</sub> 230-400 mesh) eluting with 1/2 hexanes/EtOAc (4/1 to 1/1) to give pure Part F compound (2.325 g), as well as some less pure material (1.03 g): LC/MS (electrospray, + ions) m/z 564 (M+H).

10

G.

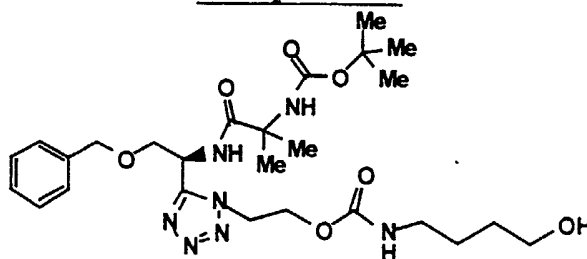


Part F compound (1.59 g, 2.82 mmol) was treated with a 4N HCl/dioxane solution (15 mL) for 1.5 h. The volatiles were evaporated *in vacuo* to give the title compound (1.44 g) as a colorless solid: LC/MS (electrospray, + ions) m/z 464 (M+H).

The above intermediate was treated with a 4N HCl/dioxane solution for 3 h and evaporated *in vacuo*. The residue was purified by preparative HPLC to give the title compound (85 mg) as a white solid: MS (electrospray, + ions) m/z 566 (M+H).

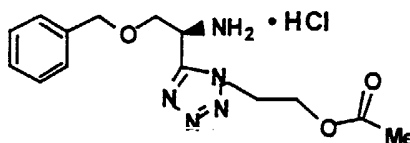
25 The intermediate Example 218, Part F can be prepared with the modified conditions as described in Example 219.

## Example 219



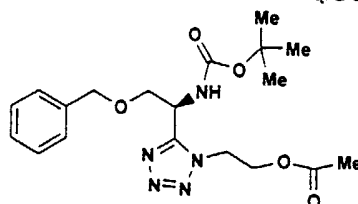
5

A.



To a THF (250 mL) solution of Example 218 Part B compound (47.0 g, 120 mmol) cooled to 1°C was added triphenylphosphine (32.6 g, 123 mmol) and diisopropylethylamine (5.4 mL, 32 mmol). Diethylazodicarboxylate (19.6 mL, 123 mmol, DEAD) was added dropwise over 15 minutes keeping temperature under 5°C followed by the addition azidotrimethylsilane (16.5 mL, 123 mmol). The mixture was stirred at room temperature (rt) for 24 h and then another equivalent each of triphenylphosphine (32.6 g), DEAD (19.6 mL) and azidotrimethylsilane (16.5 mL) was added as before and stirring was continued for an additional 24 h at rt. Another equivalent each of triphenylphosphine (32.6 g), DEAD (19.6 mL) and azidotrimethylsilane (16.5 mL) was added as before and stirring was continued for an additional 24 h at rt. The reaction was cooled to 1°C and quenched with a solution of ammonium cerium(IV) nitrate (136 g) in water (500 ml) over 45 minutes. The resulting mixture was filtered through celite and concentrated *in vacuo* and extracted twice with ethyl acetate (250 mL). The combined organic extracts were washed with brine, dried over magnesium sulfate and concentrated *in vacuo* to give an orange oil (236 g). This oil was dissolved in methyl t-butyl ether (1 L, MTBE), washed twice with 1N NaOH (500 mL), once with water (500

mL) and once with brine (500 mL), dried over magnesium sulfate and concentrated *in vacuo* to give a yellow solid (166 g). This solid was purified through a silica gel pad (500 g, 230-400 mesh) eluting with 15-40% ethyl acetate in  
5 hexanes to give the acetate intermediate as a yellow oil

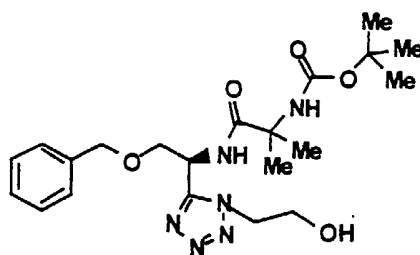


(20.6 g, 41% yield).

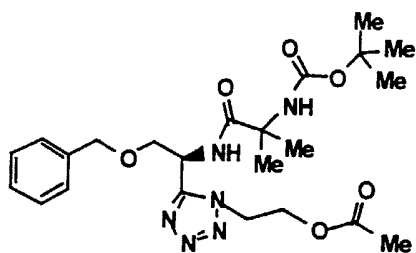
A 4M HCl/dioxane solution (325 mL) was added to a solution of the above intermediate compound (106.6 g, 263 mmol, combined from numerous reactions) in  $\text{CH}_2\text{Cl}_2$  (600 mL)  
10 and stirred overnight. The solvents were removed *in vacuo* and the residue co-evaporated twice with a mixture of toluene and methanol to provide desired compound (89.3 g, 100% yield)) as a brown foam: LC/MS (electrospray, + ions)  $m/z$  381 (M+H).

15

B.



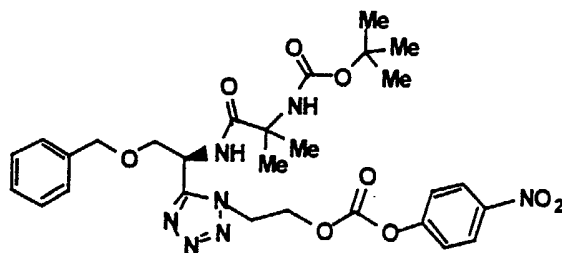
20 To a  $\text{CH}_2\text{Cl}_2$  (1 L) solution of Part A compound (80.0 g, 262 mmol) was added diisopropylethylamine (120 mL, 262 mmol), *N*-Boc-methyl alanine (80.0 g, 393 mmol), HOAt (53.5 g, 393 mmol), and EDAC (75.3 g, 393 mmol) and the mixture was stirred 1 hour at rt. The reaction mixture was washed  
25 with water (500 mL), 0.5 M HCl (500 mL) and saturated  $\text{NaHCO}_3$  (500 mL), dried ( $\text{MgSO}_4$ ), and evaporated to provide intermediate compound as a yellow foam (146.8 g)



sufficiently pure for the subsequent reaction.

The above intermediate compound in a solution of THF/MeOH (1.25 L, 4/1) was placed in a water bath and 2N lithium hydroxide (65 mL) was added over 15 minutes maintaining the internal temperature below 25°C. The reaction stirred at room temperature for 1h. The reaction mixture was concentrated *in vacuo* to an oil/solid mixture which was dissolved in water (500 mL) and the pH was adjusted to 5.5 with 1N HCl (40 mL). Dichloromethane was added (500 mL) and the mixture stirred for 30 minutes. The organic layer was separated and the aqueous layer extracted with CH<sub>2</sub>Cl<sub>2</sub> (250 mL). The combined organics were washed with water (400 mL) and brine (400 mL), dried (MgSO<sub>4</sub>), filtered, and concentrated under vacuum to give Part D compound (123.2 g) as a light yellow foam: MS (electrospray, + ions) m/z 449 (M+H).

C.

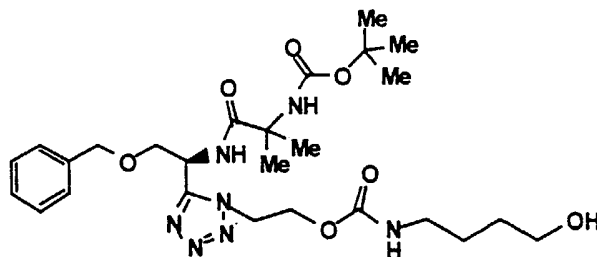


20

To a CH<sub>2</sub>Cl<sub>2</sub> (350 mL) solution at 0°C of Part B compound (123 g, 260 mmol) was added pyridine (32.0 mL, 391 mmol). After 10 min, a CH<sub>2</sub>Cl<sub>2</sub> (150 mL) solution of para-nitrochloroformate (63.0 g, 313 mmol) was added over 1 hour, and the mixture was stirred at room temperature for 1 hour. The reaction mixture was washed with water (300 mL), 1N HCl (300 mL), and brine (300 mL), dried

(MgSO<sub>4</sub>), and concentrated in vacuo to a brown oil (187.3 g). This crude material was purified through a silica gel pad (500 g, 230-400 mesh) eluted with 30-50% ethyl acetate in hexanes to give Part E compound as an off-white foam (130.98 g, 81.9% yield): LC/MS (electrospray, + ions) m/z 614 (M+H).

D.



10

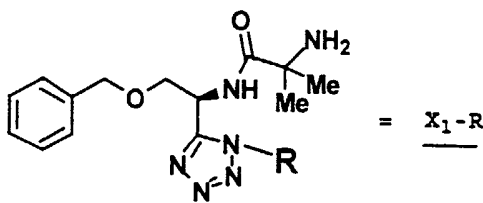
To a THF (600 mL) solution of Part C compound (117.5 g, 190 mmol) in a water bath was added aminobutanol NCCCCO (19.4 mL, 210 mmol) dropwise over 30 minutes and after 1 h at RT, an additional aliquot of 4-amino-1-butanol (1.7 mL, 18 mmol) was added. After stirring an additional 30 minutes at rt, the volatiles were removed under vacuum. The resulting residue was dissolved in EtOAc (600 mL) and washed with 1N HCl (200 mL), saturated NaHCO<sub>3</sub> (1 x 400 mL and 2 x 200 mL, emulsion), and brine (3 x 200 mL, slow separation), dried (MgSO<sub>4</sub>), and concentrated in vacuo to give an oil. This oil was dissolved in MTBE (600 mL) and washed with saturated NaHCO<sub>3</sub> (1 x 300 mL), and brine (2 x 500 mL), dried (Na<sub>2</sub>SO<sub>4</sub>), and concentrated in vacuo to give a yellow oil (156.52 g). This oil was dissolved in MTBE (1 L) and washed with 1N NaOH (500 mL) and water. The organic layer was washed again with 1N NaOH (500 mL) and the combined NaOH washes were extracted with MTBE (400 mL). The combined MTBE layers were washed with water (500 mL) and brine (500 mL), dried (MgSO<sub>4</sub>), and concentrated in vacuo to give pure title Part D compound as a light yellow oil (103.08 g, 95.5% yield): LC/MS (electrospray, + ions) m/z 564 (M+H).

20  
25  
30

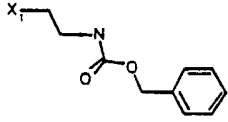
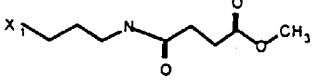
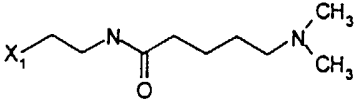
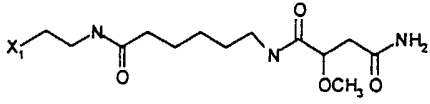
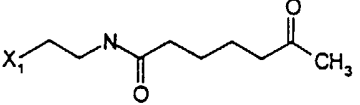
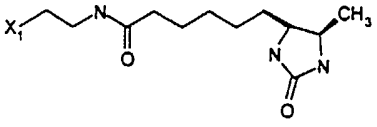
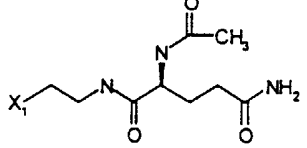
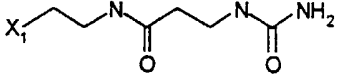
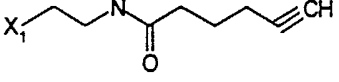
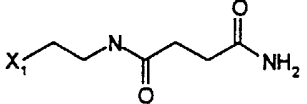
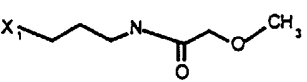
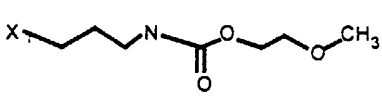
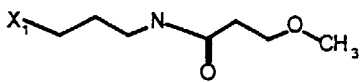
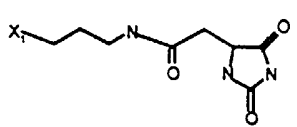
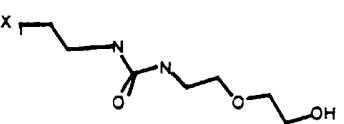
Examples 220-352 were prepared in a manner analogous to that of compounds described previously in the invention and by methods known in the art.

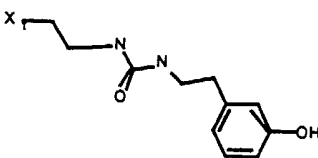
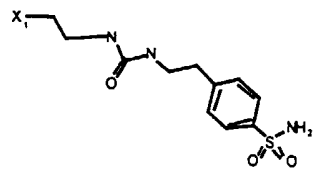
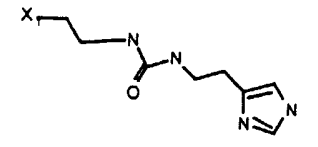
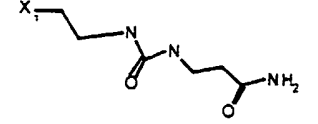
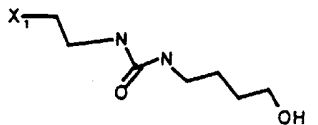
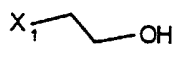
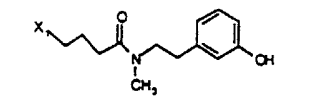
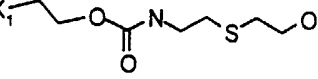
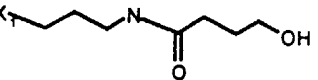
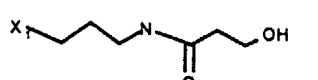
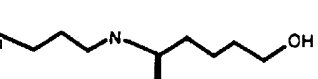
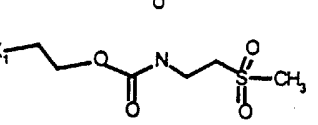
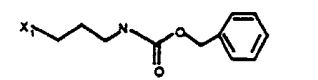
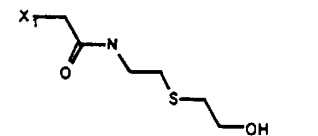
5

Examples 220 to 352

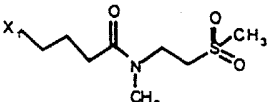
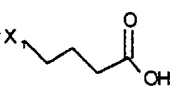
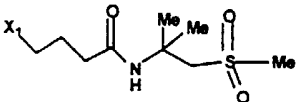
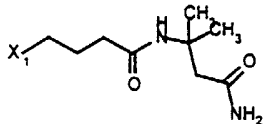
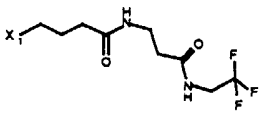
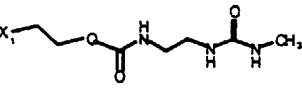
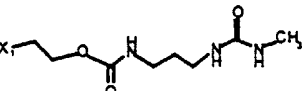
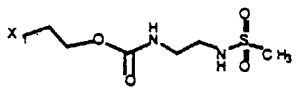
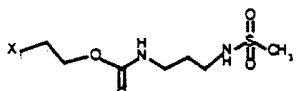
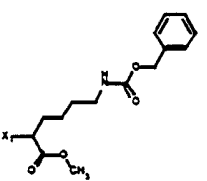
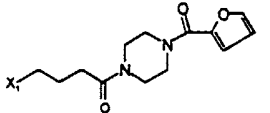
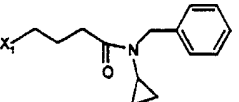
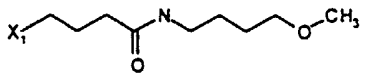
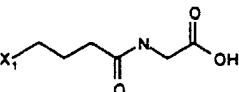
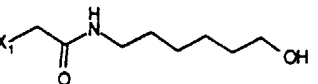


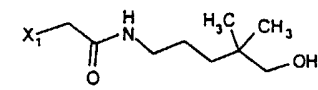
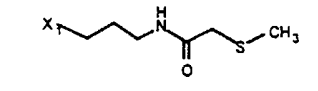
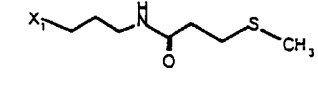
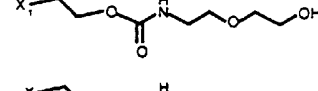
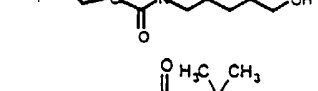
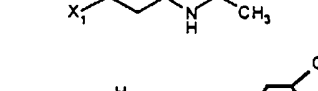
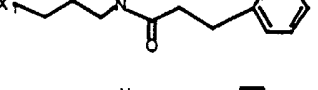
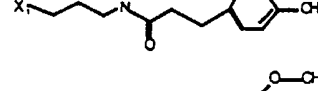
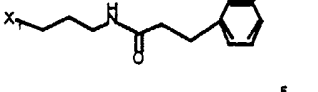
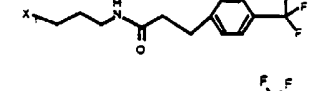
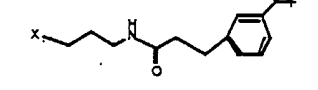
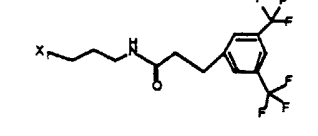
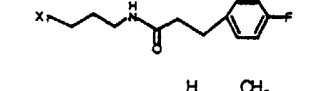
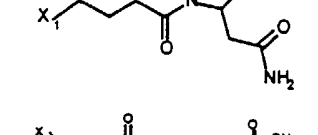
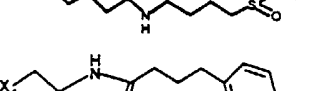
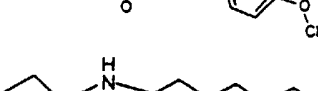
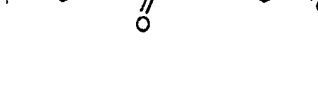
Example No.	$\text{X}_1\text{-R}$	M+H positive ions
220		466
221		478
222		505
223		505
224		418
225		415
226		434
227		433

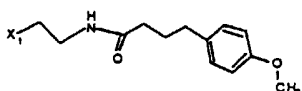
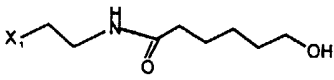
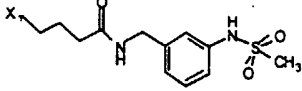
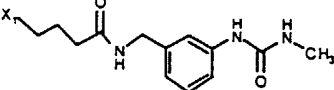
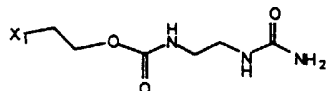
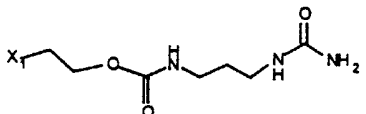
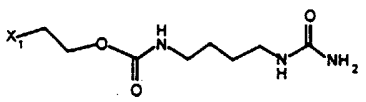
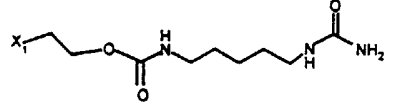
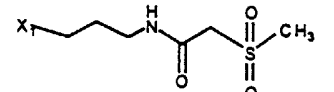
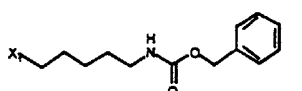
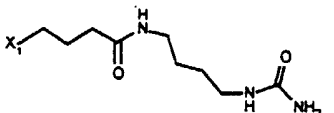
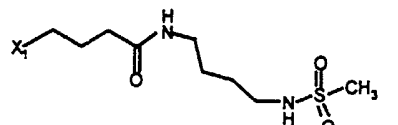
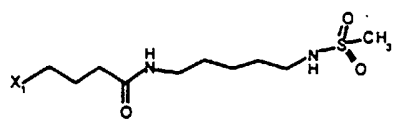
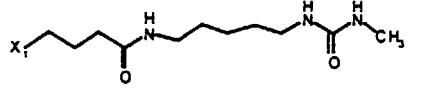

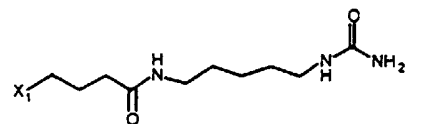
228		482
229		476
230		475
231		590
232		474
233		544
234		518
235		462
236		442
237		447
238		434
239		464
240		448
241		502
242		479

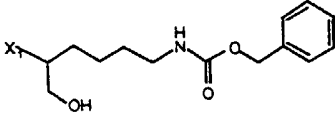
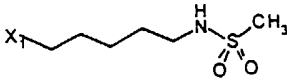
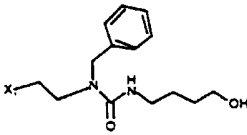
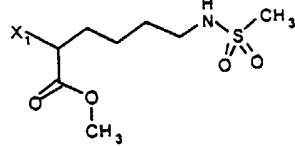

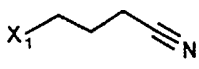
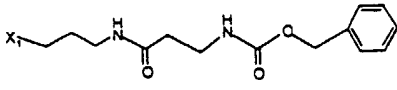
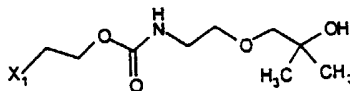
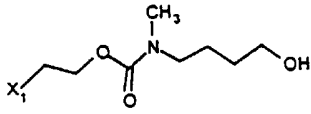
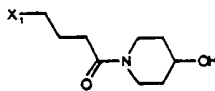
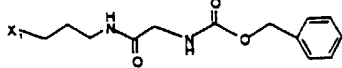
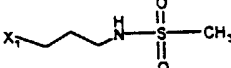
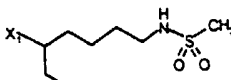
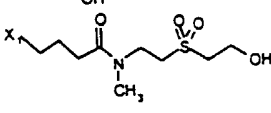
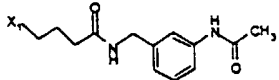
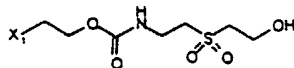
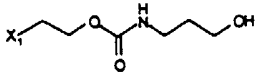
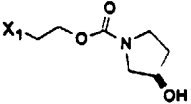
243		511
244		574
245		485
246		462
247		463
248		349
249		524
250		496
251		448
252		434
253		462
254		498
255		496
256		466

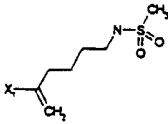
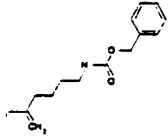
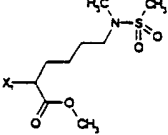
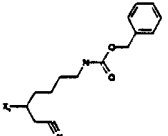
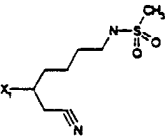
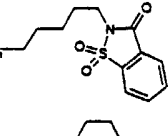
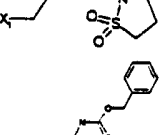
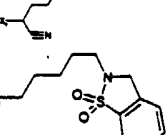
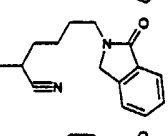
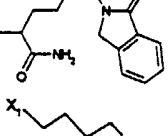
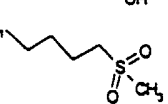


257		498
258		497
259		542
260		512
261		512
262		511
263		462
264		511
265		547
266		404
267		390
268		418
269		518
270		510
271		496

272		510
273		391
274		524
275		489
276		543
277		492
278		506
279		513
280		527
281		582
282		553
283		520
284		476
285		448
286		462

287		476
288		450
289		464
290		480
291		478
292		432
293		510
294		510
295		524
296		562
297		562
298		630
299		512
300		475
301		524
302		524
303		462

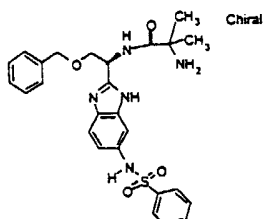
304		524
305		462
306		573
307		552
308		478
309		492
310		506
311		520
312		482
313		524
314		504
315		539
316		553
317		532
318		518
319		518

320		554
321		468
322		553
323		526
324		386
325		372
326		567
327		508
328		478
329		474
330		553
331		440
332		498
333		540
334		537
335		528
336		450
337		462

338		480
339		536
340		540
341		563
342		507
343		556
344		494
345		549
346		542
347		531
348		549
349		377
350		439

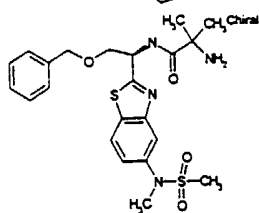
Example No.	Structure	M+H positive ions
-------------	-----------	-------------------

351



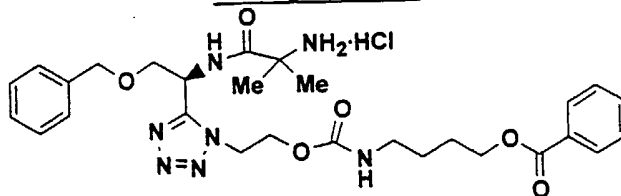
508

352



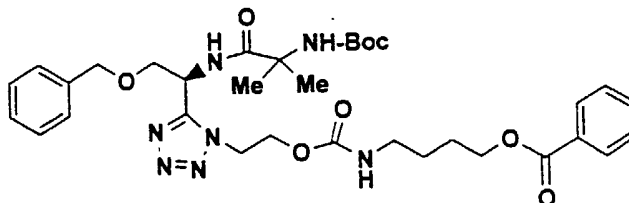
477

Example 353



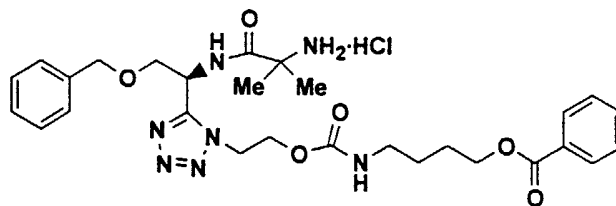
5

A.



To a solution of Compound 218 Part F (929mg, 1.65mmol) in anhydrous  $\text{CH}_2\text{Cl}_2$  (8mL) was added pyridine (400 $\mu\text{l}$ , 4.95mmol) and DMAP (40mg, 0.33mmol) followed by the addition of benzoyl chloride (287 $\mu\text{l}$ , 2.48mmol). After stirring for 5h at room temperature, the solvent was removed in vacuo, and the residue was purified by flash column chromatography ( $\text{SiO}_2$ , 20%-50% EtOAc in hexanes) to give the desired product (1.09g, 99% yield).

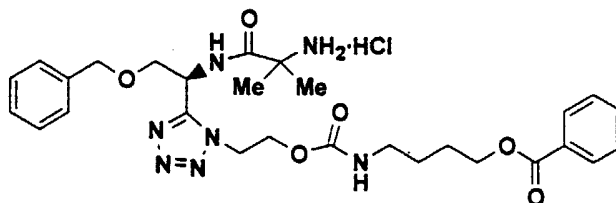
B.



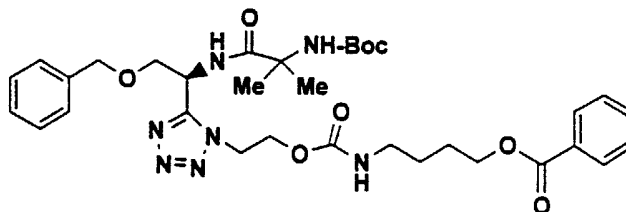
5 To a solution of Part A compound (580mg) in  $\text{CH}_2\text{Cl}_2$  (3ml) was added 4N HCl in dioxane (3ml). The reaction mixture stirred at room temperature for 1.5h. The solvent was removed in vacuo to give the desired product. (469mg, 89% yield). LC/MS (electrospray, + ions) m/z 567 (M+H).

10

Example 353, alternate preparation



A.



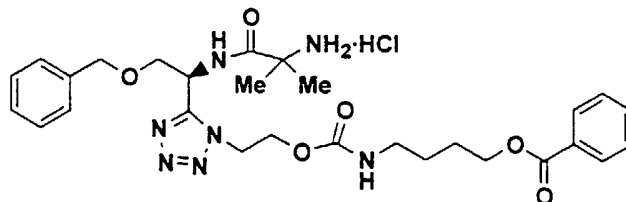
15

To a solution of Example 219 compound (102.66 g, 182 mmol) in anhydrous  $\text{CH}_2\text{Cl}_2$  (650mL) was added pyridine (37.0 mL, 455 mmol) and DMAP (2.23g, 18.2 mmol). The flask was immersed in a water bath and benzoyl chloride (25 mL, 219 mmol) was added dropwise over 20 minutes. After stirring for 2h at room temperature, additional benzoyl chloride (6.0 mL, 54mmol) was added dropwise and the reaction continued to stir at room temperature overnight. The reaction mixture was washed with 1N HCl (300 mL), saturated  $\text{NaHCO}_3$  (300 mL), and brine (300 mL), dried ( $\text{MgSO}_4$ ), and concentrated in vacuo, and the residue

was purified by silica gel pad filtration (SiO<sub>2</sub>, 650g, 10%-85% EtOAc in hexanes) to give the desired product (116.34 g, 97% yield) as a colorless foam.

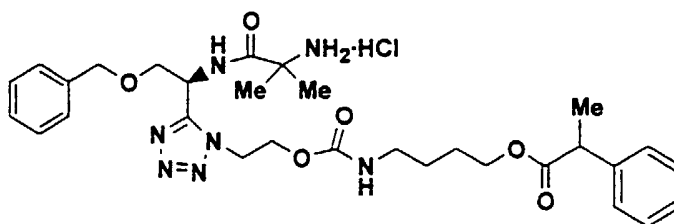
5

B.



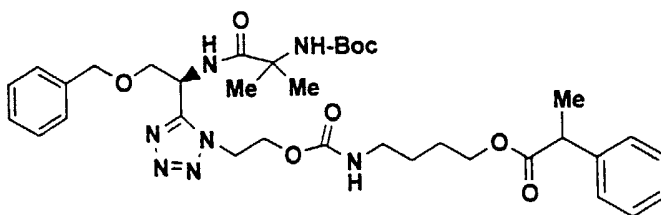
To a solution of Part A compound (116.0 g, 174  
10 mmol) in CH<sub>2</sub>Cl<sub>2</sub> (700 ml) was added 4N HCl in dioxane (218 ml, 870 mmol) dropwise over 30 minutes. The reaction mixture stirred at room temperature for 4 h. The solvent was removed in vacuo. The residue was dissolved in water (500 mL) and washed with MTBE (250 mL). The aqueous layer  
15 was mixed with CH<sub>2</sub>Cl<sub>2</sub> (300 mL) and the pH adjusted to 11 with 1N NaOH (190 mL). The CH<sub>2</sub>Cl<sub>2</sub> layer was separated and the aqueous layer was extracted with CH<sub>2</sub>Cl<sub>2</sub> (300 mL). The combined CH<sub>2</sub>Cl<sub>2</sub> layers were washed with brine (2 x 300 mL), dried (MgSO<sub>4</sub>) and concentrated in vacuo to give the  
20 desired product (92.8 g, 94% yield) as a yellow oil. LC/MS (electrospray, + ions) m/z 567 (M+H).

Example 354



25

A.

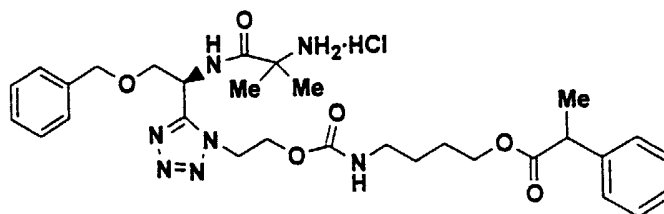


5 To a solution of Compound 219 (100 mg, 0.18 mmol) in 1,2-dichloroethane (250 $\mu$ l) at 0°C is added a solution of 2-phenylpropionic acid (50 $\mu$ l, 0.37 mmol), EDAC (69mg, 0.36 mmol), and DMAP (44mg, 0.36 mmol) in 1,2-dichloroethane (250 $\mu$ l). The reaction mixture stirred for 36 hours

10 at room temperature. The reaction was diluted with EtOAc (50 ml) and washed with saturated NaHCO<sub>3</sub> (2x25 ml), water (25 ml) and brine (25 ml), dried (Na<sub>2</sub>SO<sub>4</sub>) and evaporated to give the crude product (128 mg). This material was purified by flash column chromatography eluted with 1:1

15 hexanes:EtOAc to give the product (122.4 mg, 99% yield).

B.



20 Part A compound (122 mg, 0.18 mmol) was stirred in a 10%TFA in CH<sub>2</sub>Cl<sub>2</sub> solution (4.0 ml) for 2.5h. The solvent was removed in vacuo. The residual TFA was removed by coevaporation with CH<sub>2</sub>Cl<sub>2</sub> (4x3 ml) and MeOH (2x3

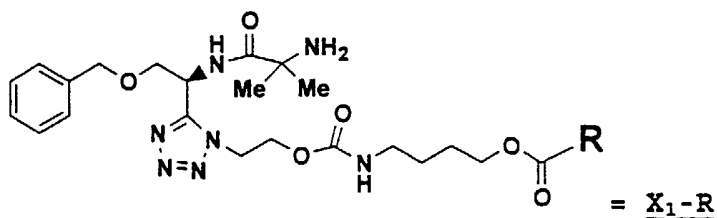
25 ml). The residue was dissolved in MeOH and heated at 60°C for 8h. The solvent was removed in vacuo, and the residue was purified by preparative HPLC (20%-100% B, 12min. gradient, 20ml/min, YMCS5 ODS 20x100mm) to give the desired product (115.4 mg, 93% yield). LC/MS

30 (electrospray, + ions) m/z 596 (M+H).

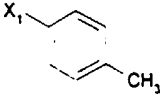

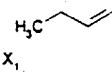
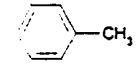
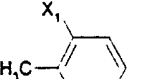
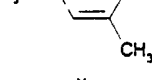
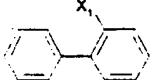
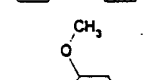
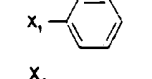
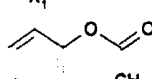
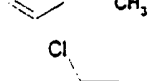
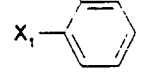
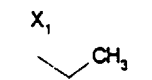
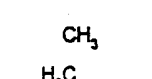
In a manner analogous to that of compounds of Example 353 and 354, compounds of Examples 355 to 392 listed in the table below were prepared from Example 218 Part F compound and the respective acid or acid chloride.

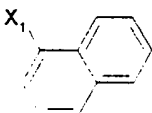
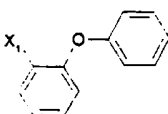
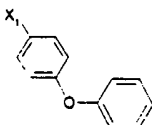
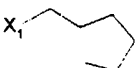
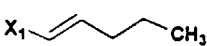
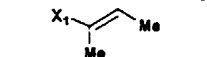

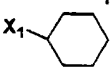
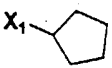
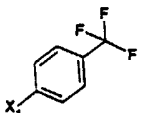
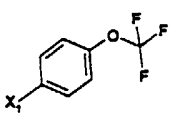
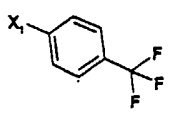
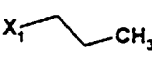
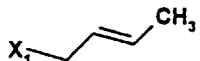
5

Examples 355 to 392



Example No.	<u>X<sub>1</sub>-R</u>	M+H positive ions
355		534
356		548
357		582
358		610
359	X <sub>1</sub> -CH <sub>3</sub>	506
360		548
361	X <sub>1</sub>	520
362		586
363		604
364		636

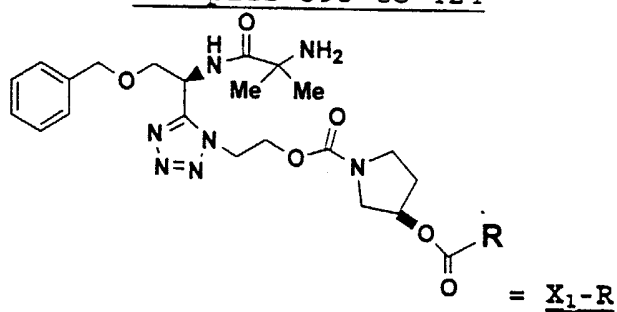
365		582
366		596
367		582
368		596
369		644
370		598
371		626
372		603
373		548
374		562
375		582
376		588
377		644
378		618

379		618
380		660
381		660
382		574
383		560
384		546
385		594
386		574
387		560
388		636
389		652
390		650
391		534
392		546

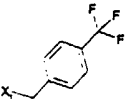
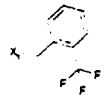
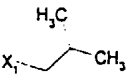
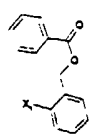
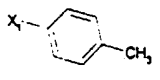
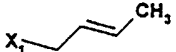
Compounds of Examples 393 to 424 listed in the tables below were prepared in a manner analogous to that of compounds of Example 353 and 354.

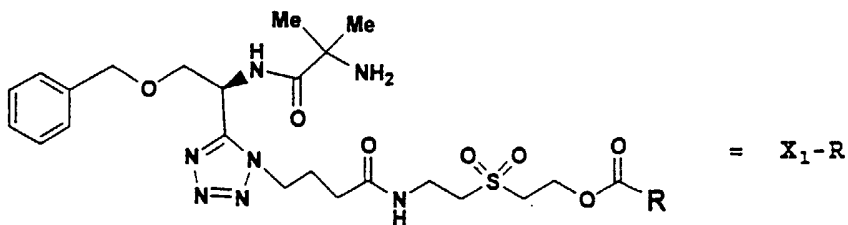
5


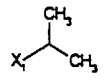
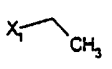

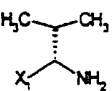
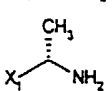
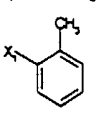


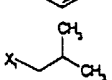
## Examples 393 to 424

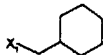
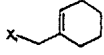
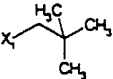



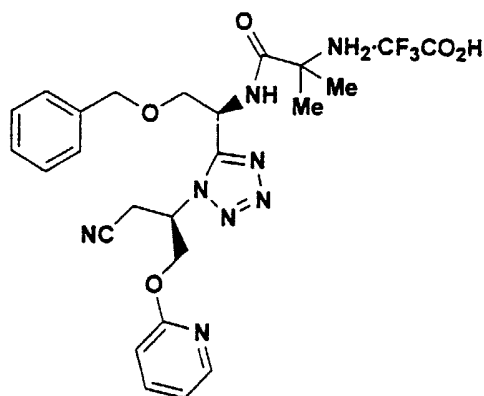
Example No.	<u>X<sub>1</sub>-R</u>	M+H positive ions
393		566
394		580
395		572
396		580
397		594
398		560
399		596
400		606
401		610
402		610
403		586
404		598

405		648
406		648
407		546
408		700
409		580
410		544



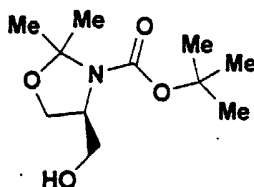
Example No.	X <sub>1</sub> -R	M+H positive ions
411		568
412		596
413		582
414		630
415		625
416		597
417		644
418		665
419		660
420		610

421		650
422		648
423		624
424		636

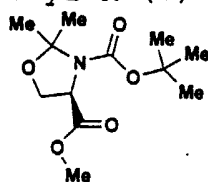
Example 425

5

A.



To a solution of methyl R-(+)-3-BOC-2,2-dimethyl-4-

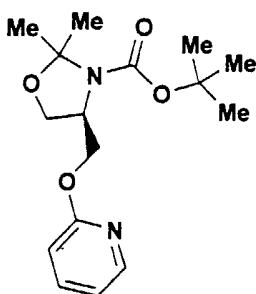


10 oxazolidinone carboxylate

(2.05 g, 7.75 mmol, Aldrich, 98%) in THF (24.0 mL) was added a light suspension of calcium chloride (437 mg, 3.94 mmol) in EtOH (16.5 mL) and the resulting solution was cooled at 0°C. Sodium borohydride was added and the mixture was stirred at 0°C for 2h. and for 4h at rt. The final mixture was cooled at 0°C and potassium phosphate buffer (pH 3, 40 mL) was added. The aqueous mixture was stirred for 30 min at rt. and then extracted with CH<sub>2</sub>Cl<sub>2</sub>

(3x70 mL). The combined organic phase was dried (Na<sub>2</sub>SO<sub>4</sub>) and evaporated to a crude which was chromatographed (SiO<sub>2</sub> 230-400 mesh, 3/2 to 1/1 hexanes/EtOAc) to give the starting ester (409 mg, 20% recovery) and the desired alcohol (1.46 g, 80% yield): <sup>1</sup>H NMR δ (CDCl<sub>3</sub>, ppm, rotamers) 4.18-3.56 (4m, 6H), 1.55 and 1.50 (2s, 15 H).

B.

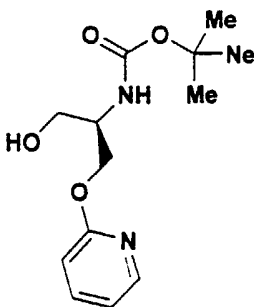


10

To a solution of Part A compound (2.90 g, 12.5 mmol), 2-hydroxypyridine (1.54 g, 15.7 mmol) and triphenylphosphine (4.11 g, 15.7 mmol) in THF (27 mL) was added diethylazo-dicarboxylate (2.47 mL, 15.7 mmol) dropwise. The solution was stirred at rt. for 13.5 h. and then partially evaporated. The remaining solution was passed through a SiO<sub>2</sub> (230-400 mesh) column, eluting with 7/3 hexanes/ EtOAc, to provide the desired compound (1.88 g, 49% yield) as a solid: <sup>1</sup>H NMR δ (CDCl<sub>3</sub>, ppm, rotamers) 8.15 (m, 1H), 7.57 (m, 1H), 6.88 (m, 1H), 6.74 (d, J = 8.2 Hz, 1H), 4.50 (m, 1H), 4.25-3.95 (several m, 4H), 1.61-1.45 (several s, 15H).

25

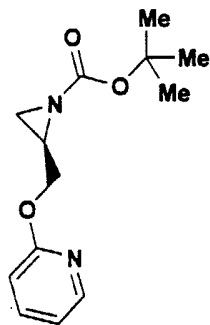
C.



A solution of Part B compound (434 mg, 1.41 mmol) and p-toluenesulfonic acid monohydrate (295 mg, 1.55 mmol) in dry MeOH (14.1 mL) was heated at 35°C for 7 h and then stirred at rt. for 3.8 h. After cooling at 0°C, a 1M K<sub>2</sub>CO<sub>3</sub> solution (0.8 mL) was added and the mixture volume was reduced *in vacuo* to 4 mL. Brine (50 mL) was added and the pH of the aqueous solution was adjusted to 10 by addition of 1M K<sub>2</sub>CO<sub>3</sub>. Extraction with CH<sub>2</sub>Cl<sub>2</sub> (4x50 mL), drying (Na<sub>2</sub>SO<sub>4</sub>), evaporation and chromatography (SiO<sub>2</sub>, 230-400 mesh, 1/1 hexanes/EtOAc) of the crude gave starting Part B compound (93 mg, 21% recovery) and the desired alcohol (249 mg, 66% yield) as a colorless solid: LC-MS 99% Area; LC/MS (electrospray, + ions) m/z 269 (M+H).

15

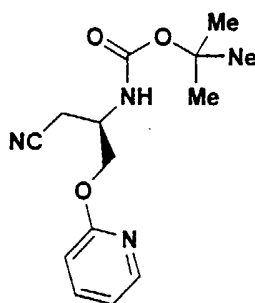
D.



To a solution of Part C compound (1.34 g, 5.00 mmol) and triphenylphosphine (1.58 g, 6.02 mmol) in CH<sub>2</sub>Cl<sub>2</sub> (34.0 mL), cooled at 0°C, was added diethylazodicarboxylate (0.95 mL, 6.03) dropwise and the mixture was stirred at rt. for 3.75 h. The mixture volume was reduced to 8 mL *in vacuo* and the remaining solution was passed through a SiO<sub>2</sub> (230-400 mesh) column, eluting with 7/3 hexanes/EtOAc to obtain the desired compound (862 mg, 70% yield) as a yellow oil: <sup>1</sup>H NMR δ (CDCl<sub>3</sub>, ppm) 8.13 (m, 1H), 7.57 (m, 1H), 6.88 (m, 1H), 6.78 (d, J = 8.2 Hz, 1H), 4.45 (dd, J = 11.6, 4.4 Hz, 1H), 4.36 (dd, J = 11.6, 5.5 Hz, 1H), 2.88 (m, 1H), 2.35 (d, J = 6.0 Hz, 1H), 2.22 (d, J = 3.9 Hz, 1H), 1.43 (s, 9H).

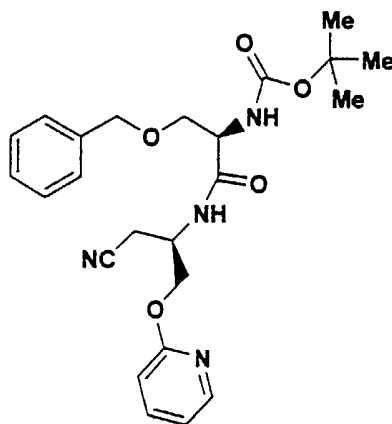
30

E.



5 To a suspension of Part D compound (97 mg, 0.39 mmol)  
and potassium cyanide (51 mg, 0.78 mmol) in DMSO (2.6 mL)  
was added water (7  $\mu$ L) and the mixture was heated at 30-40  
°C for 11 h.. Stirring was continued for an additional 9  
10 h. at rt. and the mixture was diluted with 9/1  
hexanes/EtOAc (60 mL). The solution was washed with water  
(2x30 mL) and brine (30 mL), dried ( $\text{Na}_2\text{SO}_4$ ) and evaporated  
to give 92 mg crude. Chromatography ( $\text{SiO}_2$  230-400 mesh,  
7/3 hexanes/EtOAc) provided starting aziridine (8.0 mg, 8%  
15 recovery) and the desired compound (75.6 mg, 72% yield) as  
a colorless solid: LC-MS 100% Area; LC/MS (electrospray, +  
ions) m/z 278 (M+H).

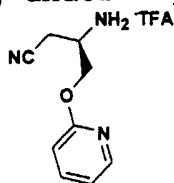
F.



20

15% TFA solution (6.0 mL) was added to a flask  
containing Part E compound(199 mg, 0.72 mmol) and  
thioanisole (254  $\mu$ L, 2.16 mmol), and the resulting  
solution was allowed to stand at rt. for 4 h. The  
25 solution was evaporated and the residual TFA was removed

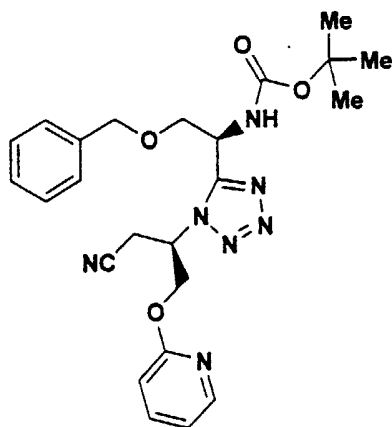
by coevaporation with  $\text{CH}_2\text{Cl}_2$  (2x5 mL) and MeOH (3x5 mL), and drying under high vacuum for 1h. The crude amine salt



material, was used without further purification in the subsequent reaction.

- 5  $N$ -Boc- $O$ -benzyl- $D$ -serine (298 mg, 1.00 mmol), EDAC (194 mg, 1.01 mmol), HOAT (137 mg, 1.01 mmol), 1,2-DCE (0.47 mL), and DMF (940  $\mu\text{L}$ ) were mixed at  $0^\circ\text{C}$  and stirred for 15 min. The resulting cloudy solution was transferred, via syringe, to a  $0^\circ\text{C}$  solution of the crude
- 10 amine (from above) in 1,2-DCE (400  $\mu\text{L}$ ) and DMF (470  $\mu\text{L}$ ), and the mixture was stirred for 10 min. at  $0^\circ\text{C}$ . Diisopropylethylamine was added and stirring was continued at rt. for 36 h. The reaction mixture was diluted with EtOAc (80 mL) and washed with saturated  $\text{NaHCO}_3$  (2x40 mL),
- 15 water (40 mL) and brine (40 mL). The organic layer was dried ( $\text{Na}_2\text{SO}_4$ ), evaporated and chromatographed ( $\text{SiO}_2$  230-400 mesh, 1/1 hexanes/EtOAc) to provide the desired compound (311 mg, 95% yield) as a colorless oil:  $^1\text{H}$  NMR  $\delta$  ( $\text{CDCl}_3$ , ppm) 8.17 (s, 1H), 7.84 (s, 1H), 7.61 (m, 1H), 7.30
- 20 (m, 5H), 6.94 (m, 1H), 6.76 (d,  $J = 7.9$  Hz, 1H), 5.37 (s, 1H), 4.52 (m, 5H), 4.31 (broad s, 1H), 3.88 (m, 1H), 3.58 (m, 1H), 2.80 (m, 2H), 1.43 (s, 9H).

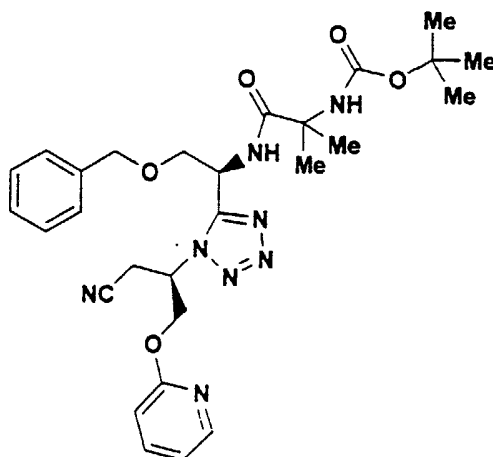
G.



25

Diethylazodicarboxylate (131  $\mu$ L, 0.83 mmol, DEAD) and azidotrimethylsilane (110  $\mu$ L, 0.83 mmol) were added to a solution of Part F compound (311 mg, 0.69 mmol) and triphenylphosphine (217 mg, 0.83 mmol) in  $\text{CH}_2\text{Cl}_2$  (1.4 mL). The mixture was stirred at rt. for 22 h. and additional amounts of triphenylphosphine (217 mg), DEAD (131  $\mu$ L) and azidotrimethylsilane (110  $\mu$ L) were added. Stirring was continued for an additional 24 h at rt. and the final mixture was passed through a  $\text{SiO}_2$  (230-400 mesh) column, eluting with 3/2 to 1/1 hexanes/EtOAc, to give the desired compound (248 mg, 76%) as a thick colorless oil:  $^1\text{H}$  NMR  $\delta$  ( $\text{CDCl}_3$ , ppm) 8.11 (m, 1H), 7.55 (m, 1H), 7.33 (m, 3H), 7.20 (m, 2H), 6.92 (t,  $J = 7.9$  Hz, 1H), 6.76 (d,  $J = 8.3$  Hz, 1H), 5.45 (d,  $J = 8.3$  Hz, 1H), 5.44 (m, 2H), 4.73 (dd,  $J = 11.6, 4.9$  Hz, 1H), 4.63 (dd,  $J = 11.6, 8.3$  Hz, 1H), 4.50 (d,  $J = 11.0$  Hz, 1H), 4.44 (d,  $J = 11.0$  Hz, 1H), 4.00 (dd,  $J = 8.3, 5.5$  Hz, 1H), 3.58 (t,  $J = 8.8$  Hz, 1H), 3.04 (dd,  $J = 17.0, 7.1$  Hz, 1H), 2.86 (dd,  $J = 17.0, 7.1$  Hz, 1H), 1.43 (s, 9H).

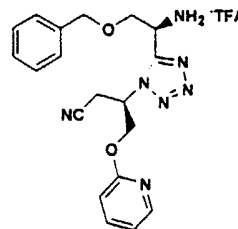
H.



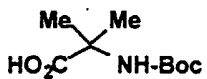
25

5% TFA solution (6.2 mL) was added to a flask containing the Part G compound (227 mg, 0.47 mmol) and

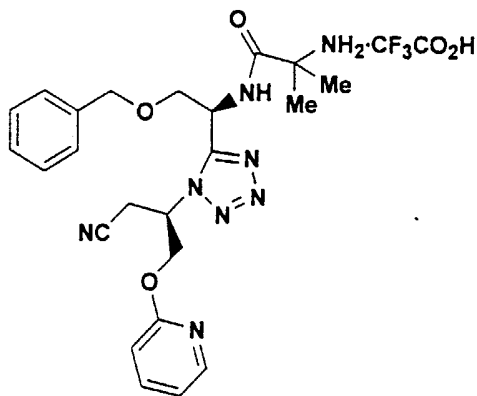
thioanisole (166  $\mu$ L, 1.41 mmol), and the resulting solution was allowed to stand at rt. for 4 h. The solution was evaporated and the residual TFA was removed by coevaporation with  $\text{CH}_2\text{Cl}_2$  (2x8 mL) and MeOH (3x8 mL), and drying under high vacuum for 1h. The residue was heated at 60°C in MeOH (25 mL) and the solution



concentrated. The crude amine material, was used without further purification in the subsequent reaction.

10 *N*-Boc-methyl alanine  (125 mg, 0.62 mmol), EDAC (117 mg, 0.61 mmol), HOAT (84 mg, 0.62 mmol), 1,2-DCE (350  $\mu$ L) and DMF (700  $\mu$ L) were mixed at 0°C and stirred for 15 min. The resulting solution was transferred, via syringe, to a 0°C solution of the crude amine (from above) in 1,2-DCE (300  $\mu$ L) and DMF (400  $\mu$ L), and the mixture was stirred at 0°C for 15 min. Diisopropylethylamine (205  $\mu$ L, 1.18 mmol) was added and stirring was continued for 25 h at rt. The final mixture was diluted with EtOAc (75 mL) and washed with saturated  $\text{NaHCO}_3$  (2x30 mL), water (30 mL) and brine (30 mL). The organic layer was dried ( $\text{Na}_2\text{SO}_4$ ), evaporated and chromatographed ( $\text{SiO}_2$  230-400 mesh, 3/2 to 2/3 hexanes/EtOAc) to provide desired compound (175.4 mg, 66% yield) as a colorless foam:  $^1\text{H}$  NMR  $\delta$  ( $\text{CDCl}_3$ , ppm) 8.13 (m, 1H), 7.57 (m, 1H), 7.42 (d,  $J$  = 8.8 Hz, 1H), 7.31 (m, 3H), 7.19 (m, 2H), 6.93 (m, 1H), 6.77 (d,  $J$  = 8.2 Hz, 1H), 5.75 (m, 1H), 5.49 (m, 1H), 4.97 (s, 1H), 4.73 (dd,  $J$  = 11.6, 5.5 Hz, 1H), 4.66 (dd,  $J$  = 11.6, 7.7 Hz, 1H), 4.50 (d,  $J$  = 11.6 Hz, 1H), 4.43 (d,  $J$  = 11.5 Hz, 1H), 4.04 (m, 1H), 3.52 (t,  $J$  = 8.8 Hz, 1H), 3.02 (dd,  $J$  = 17.1, 6.6 Hz, 1H), 2.85 (dd,  $J$  = 17.0, 7.7 Hz, 1H), 1.50 (s, 3H), 1.44 (s, 3H), 1.36 (s, 9H).

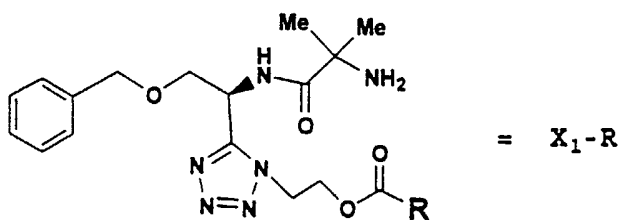
I.



5 Part H compound (492 mg, 0.87 mmol) was treated with  
15% TFA (14.0 mL) for 2.5 h and the solution concentrated  
*in vacuo*. The residual TFA was coevaporated with  $\text{CH}_2\text{Cl}_2$   
(3x10 mL) and MeOH (2x10 mL), and drying under high vacuum  
for 1h.. The residue was heated at 60°C in MeOH (40 mL)  
10 for 10 h. and the solution concentrated to give the crude  
desired compound. Successive precipitation from  
MeOH/ether provided the desired compound (418 mg). The  
mother liquor was evaporated and the residue was purified  
by preparative HPLC (Shimadzu, 10-100% B [MeOH:H<sub>2</sub>O:0.1%  
15 TFA], 30 min. gradient, 20 mL/min. flow rate, 220nm, YMC  
S5 ODS 20x100mm) to give an additional amount of the title  
compound (67.6 mg): Combined yield, 96%; LC-MS 99% Area;  
LC/MS (electrospray, + ions) m/z 465 (M+H).

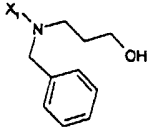
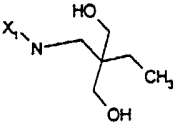
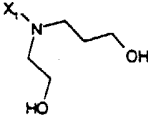
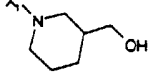
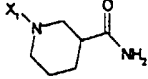
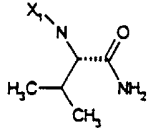
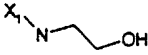
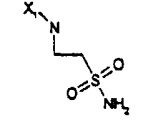
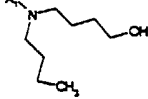
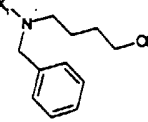
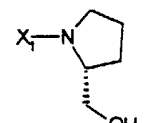
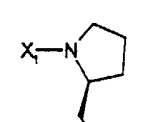
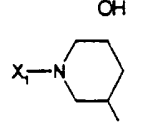
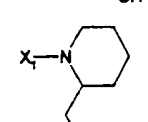
20 The following compounds were prepared employing the  
procedures described above and the working Examples.

Examples 426 to 477



25

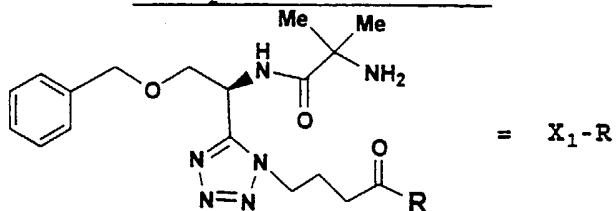
Example No.	$X_1-R$	M+H positive ions
426		540
427		490
428		462
429		504
430		449
431		450
432		480
433		477
434		463
435		523
436		500
437		466
438		575
439		504
440		464
441		581
442		490
443		478

444		540
445		508
446		494
447		490
448		503
449		491
450		436
451		499
452		520
453		554
454		476
455		476
456		476
457		490

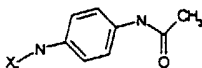
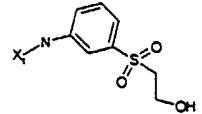
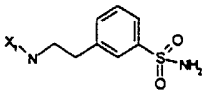
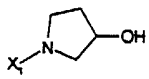
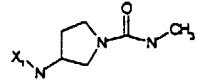
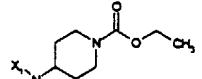
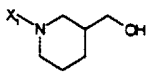
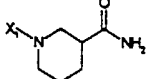
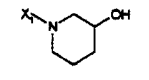
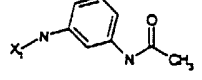
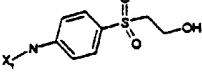
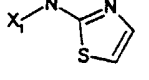
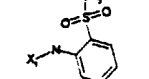
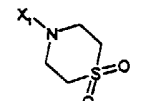
458		476
459		462
460		503
461		546
462		546
463		567
464		601
465		464
466		560
467		517
468		593
469		595
470		518
471		565
472		476

473		552
474		622
475		565
476		579
477		607

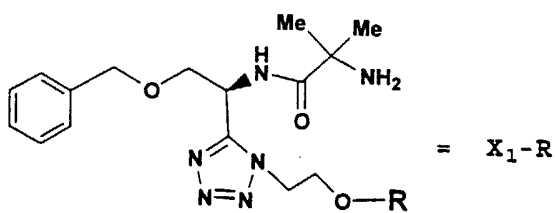
Examples 478 to 498



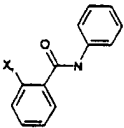
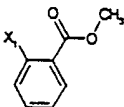
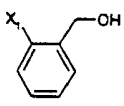
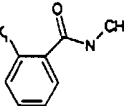
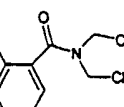
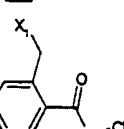
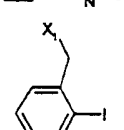
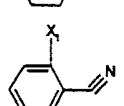
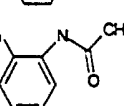
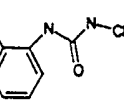
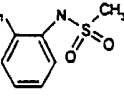
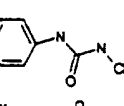
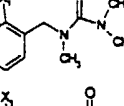
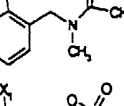
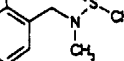
Example No.	<u>X<sub>1</sub>-R</u>	M+H positive ions
478		566
479		566
480		552
481		519
482		532
483		572
484		510

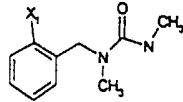
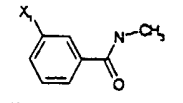
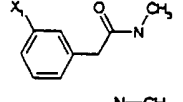
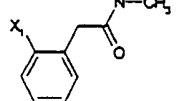
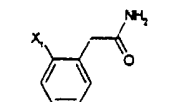
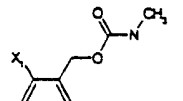
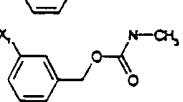
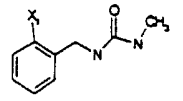
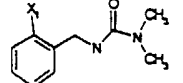
485		523
486		574
487		573
488		460
489		516
490		545
491		488
492		501
493		474
494		523
495		574
496		473
497		544
498		508

Examples 499 to 530

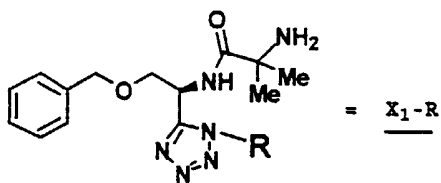


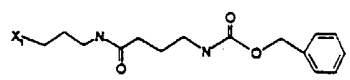
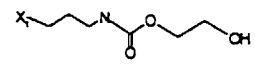
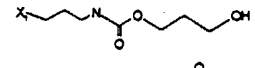
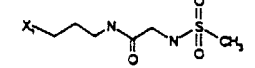
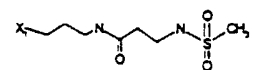
Example No.	X <sub>1</sub> -R	M+H positive ions
499		464
500		525
501		496
502		532
503		511
504		496
505		532
506		511

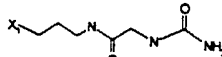
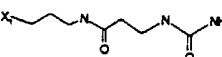
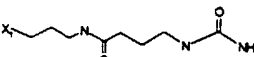
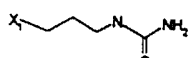
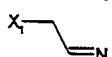
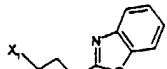
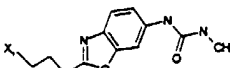
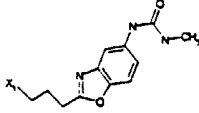
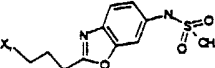
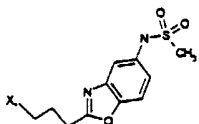
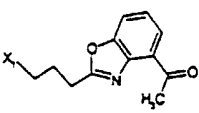
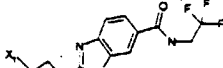
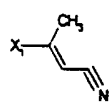
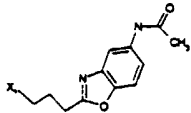
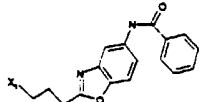
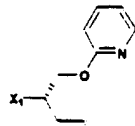
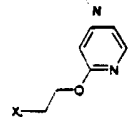
507		544
508		483
509		455
510		482
511		524
512		496
513		565
514		450
515		482
516		497
517		518
518		497
519		539
520		510
521		546

522		525
523		482
524		496
525		496
526		482
527		512
528		512
529		511
530		525

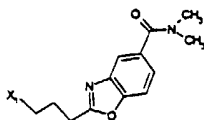
Examples 531 to 554



Example No.	<u>X<sub>1</sub>-R</u>	M+H positive ions
531		581
532		450
533		464
534		497
535		511

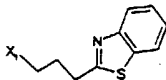
536		462
537		476
538		490
539		405
540		344
541		464
542		536
543		536
544		557
545		557
546		506
547		589
548		370
549		521
550		583
551		465
552		426

553



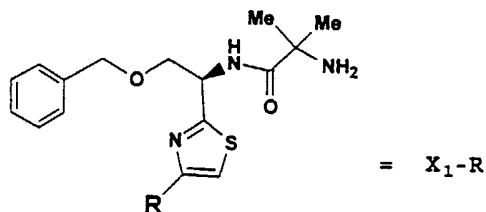
535

554

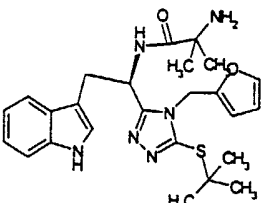
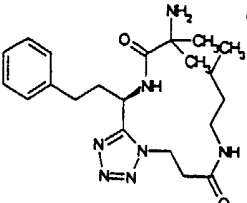
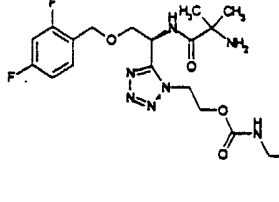
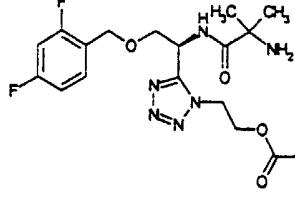
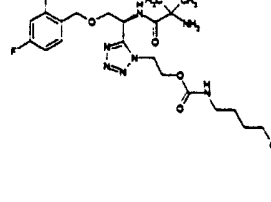
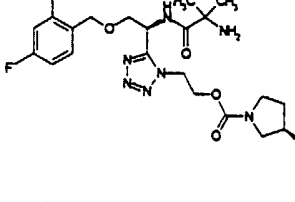
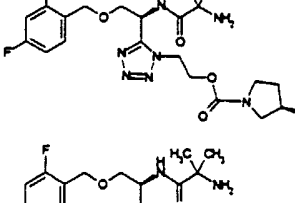
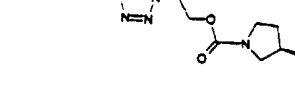


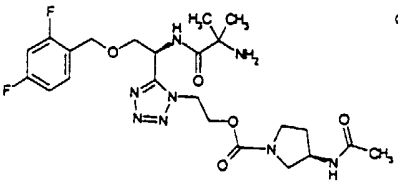
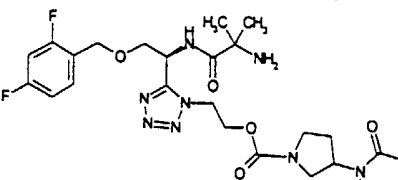
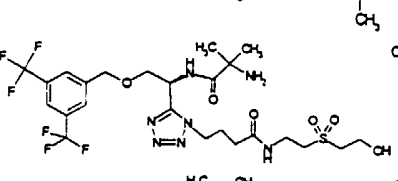
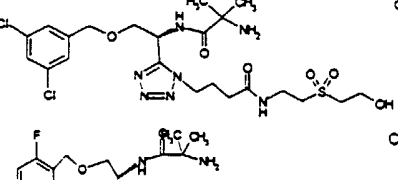
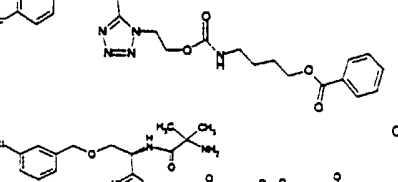
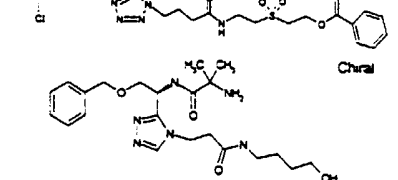
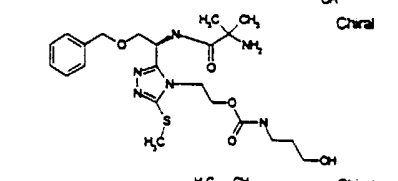
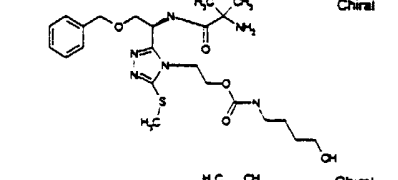
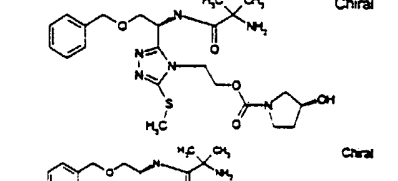
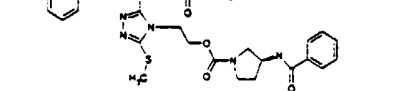

480

Examples 555 to 583

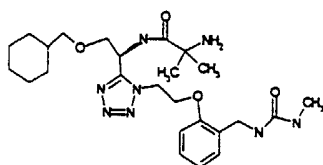


Example No.	X <sub>1</sub> -R	M+H positive ions
555		453
556		489
557		511
558		525
559		483
560		465

Example No.	Structure	M+H positive ions
561		481
562		416
563		500
564		498
565		618
566		602
567		601
568		615

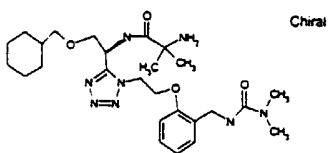
569		Chiral	539
570			553
571		Chiral	662
572		Chiral	595
573		Chiral	604
574		Chiral	699
575		Chiral	447
576		Chiral	495
577		Chiral	509
578		Chiral	507
579		Chiral	610

580



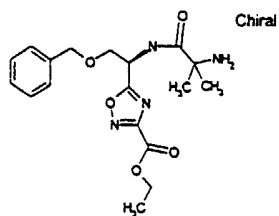
517

581



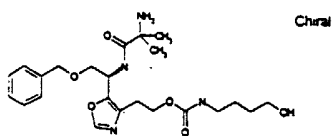
531

582



377

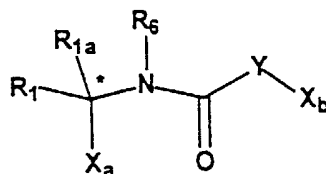
583



463

## Claims

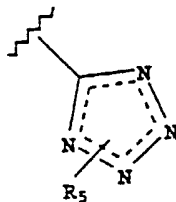
1. A compound of the structure



including pharmaceutically acceptable salts thereof, prodrug esters thereof, and all stereoisomers thereof, wherein  $R_1$  is alkyl, aryl, alkenyl, alkynyl, arylalkyl, cycloalkyl, cycloalkylalkyl, alkoxyalkyl, arylalkyloxyalkyl, aryloxyalkyl, heteroaryl, cycloalkylalkoxyalkyl, heteroarylalkyl, cycloheteroalkyl or cycloheteroalkylalkyl, and these groups may be optionally substituted by 1, 2 or 3-substituents selected from halogen,  $-OR_8$ ,  $-OC(O)R_8$ , alkyl, phenyl, phenoxy, halophenyl,  $-CF_3$ ,  $-OCF_3$ ,  $-N(R_{8a})C(O)R_8$ , or  $-N(R_8)(R_{8a})$ ;

$R_{1a}$  is H, alkyl, or cycloalkyl;

$X_a$  is heteroaryl, which is

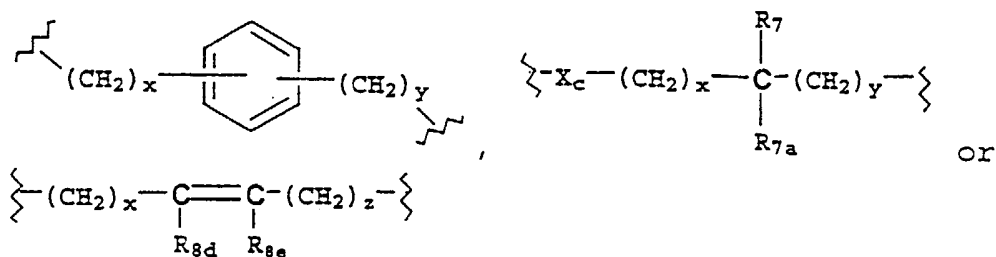


$R_5$  is H, alkyl, aryl, alkenyl, arylalkenyl, alkynyl, arylalkyl, arylalkynyl, cycloalkylalkyl, alkoxyalkyl, aryloxyalkyl, arylalkyloxyalkyl, heteroaryl, cycloalkylalkoxyalkyl,  $-SO_2T_1$ ,  $-SO_2N(T_{1a})T_1$ , or heteroarylalkyl, and where alkyl, aryl, alkenyl, arylalkenyl, alkynyl, arylalkyl, arylalkynyl, cycloalkylalkyl, alkoxyalkyl, aryloxyalkyl, arylalkyloxyalkyl, heteroaryl, heteroaryloxyalkyl, cycloalkylalkoxyalkyl, or heteroarylalkyl may be independently optionally substituted with 1 to 3  $J_1$ ;

$R_{5a}$  and  $R_{5b}$  are the same or different and are

independently selected from H, alkyl, aryl, alkenyl, arylalkenyl, alkynyl, arylalkyl, arylalkynyl, cycloalkylalkyl, alkoxyalkyl, aryloxyalkyl, arylalkyloxyalkyl, heteroaryl, cycloalkylalkoxyalkyl, heteroarylalkyl, or J1, and where alkyl, aryl, alkenyl, arylalkenyl, alkynyl, arylalkyl, arylalkynyl, cycloalkylalkyl, alkoxyalkyl, aryloxyalkyl, arylalkyloxyalkyl, heteroaryl, heteroaryloxyalkyl, cycloalkylalkoxyalkyl, or heteroarylalkyl may be independently optionally substituted with 1 to 3 J1;

Y is



where x and y are independently 0 to 3 and z is 1 to 3;

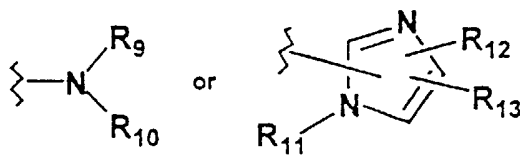
X<sub>c</sub> is a bond, -N-R<sub>6a</sub> or -O-;

R<sub>7</sub> and R<sub>7a</sub> are the same or different and are independently selected from H, alkyl, -CF<sub>3</sub>, phenyl, aryl, arylalkyl, and cycloalkyl; or one or both of R<sub>7</sub> and R<sub>7a</sub> can be independently joined to one or both of R<sub>9</sub> and R<sub>10</sub> groups (of X<sub>b</sub>) to form an alkylene bridge of 1 to 5 carbon atoms; or R<sub>7</sub> and R<sub>7a</sub> are joined together to form a ring of from 3-7 carbon atoms;

R<sub>6</sub>, R<sub>6a</sub>, R<sub>6b</sub>, R<sub>6c</sub>, R<sub>8</sub>, R<sub>8a</sub>, R<sub>8b</sub>, R<sub>8c</sub>, R<sub>8d</sub>, R<sub>8e</sub>, R<sub>8f</sub>, R<sub>8g</sub>, R<sub>8h</sub>, R<sub>8i</sub>, R<sub>8k</sub>, R<sub>8l</sub>, and R<sub>8m</sub> are the same or different and are independently H, alkyl, cycloalkyl, alkenyl or aryl;

R<sub>8j</sub> is H, alkyl, aryl, hydroxy or -OC(O)R<sub>8k</sub>;

X<sub>b</sub> is



R<sub>9</sub> and R<sub>10</sub> are the same or different and are independently selected from H, alkyl, and substituted alkyl where the substituents may be 1 to 3 hydroxy, 1 to 3 C<sub>1</sub>-C<sub>10</sub>-alkanoyloxy, 1 to 3 C<sub>1</sub>-6 alkoxy, phenyl, phenoxy, C<sub>1</sub>-C<sub>6</sub>-alkoxycarbonyl; or R<sub>9</sub> and R<sub>10</sub> can together form  $-(CH_2)_t X_d (CH_2)_u$  - where X<sub>d</sub> is C(R<sub>8h</sub>)(R<sub>8j</sub>), -O- or -N(R<sub>6b</sub>), t and u are independently 1-3;

R<sub>11</sub> is H, C<sub>1</sub>-C<sub>6</sub>alkyl, -CF<sub>3</sub>, arylalkyl, or aryl, and with the alkyl and aryl groups being optionally substituted with 1 to 3 hydroxy, 1 to 3 C<sub>1</sub>-10alkanoyloxy, 1 to 3 C<sub>1</sub>-6 alkoxy, phenyl, phenoxy or C<sub>1</sub>-C<sub>6</sub>alkoxycarbonyl;

R<sub>12</sub> and R<sub>13</sub> are independently H, C<sub>1</sub>-C<sub>6</sub>alkyl, -CF<sub>3</sub>, aryl, or halogen, and with the alkyl and aryl groups being optionally substituted with 1 to 3 hydroxy, 1 to 3 C<sub>1</sub>-C<sub>10</sub>-alkanoyloxy, 1 to 3 C<sub>1</sub>-6 alkoxy, or C<sub>1</sub>-C<sub>6</sub>alkoxycarbonyl;

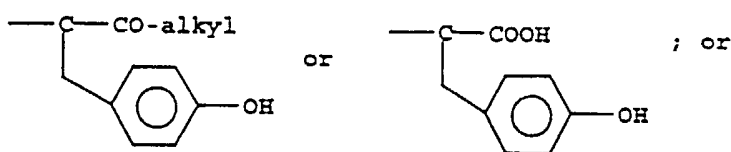
J<sub>1</sub> is nitro,  $-(CH_2)_v N(T_{1a})C(O)T_1$ ,  $-(CH_2)_v CN$ ,  $-(CH_2)_v N(T_{1a})C(O)OT_1$ ,  $-(CH_2)_v N(T_{1a})C(O)N(T_{1b})T_1$ ,  $-(CH_2)_v N(T_{1a})SO_2T_1$ ,  $-(CH_2)_v C(O)N(T_{1a})T_1$ ,  $-(CH_2)_v C(O)OT_1$ ,  $-(CH_2)_v OC(O)OT_1$ ,  $-(CH_2)_v OC(O)T_1$ ,  $-(CH_2)_v OC(O)N(T_{1a})T_1$ ,  $-(CH_2)_v N(T_{1a})SO_2N(T_{1b})T_1$ ,  $-(CH_2)_v OT_1$ ,  $-(CH_2)_v SO_2T_1$ ,  $-(CH_2)_v SO_2N(T_{1a})T_1$ ,  $-(CH_2)_v C(O)T_1$ ,  $-(CH_2)_v CH(OH)T_1$ , cycloheteroalkyl or heteroaryl, with v being 0-5;

T<sub>1</sub>, T<sub>1a</sub> and T<sub>1b</sub> are the same or different and are independently H, alkyl, alkenyl, alkynyl, lower alkythioalkyl, alkoxyalkyl, aryl, arylalkyl, heteroaryl, heteroarylalkyl, cycloheteroalkyl, or cycloalkyl, each of which may be optionally substituted with 1, 2 or 3 substituents selected from halogen, hydroxyl, -NR<sub>8f</sub>C(O)NR<sub>8g</sub>R<sub>8i</sub>, -C(O)NR<sub>8f</sub>R<sub>8g</sub>, -NR<sub>8f</sub>C(O)R<sub>8g</sub>, -CN, -N(R<sub>8f</sub>)SO<sub>2</sub>R<sub>14</sub>, -OC(O)R<sub>8f</sub>, -SO<sub>2</sub>NR<sub>8f</sub>R<sub>8g</sub>, -SOR<sub>14</sub>, -SO<sub>2</sub>R<sub>14</sub>, alkoxy, -COOH, cycloheteroalkyl, or -C(O)OR<sub>14</sub>; or T<sub>1</sub> and T<sub>1a</sub> or T<sub>1</sub> and T<sub>1b</sub> can together form  $-(CH_2)_w X_e (CH_2)_z$  - where X<sub>e</sub> is -C(R<sub>8m</sub>)(R<sub>8l</sub>), -O-, -S-, -SO-, -SO<sub>2</sub>-, -NC(O)OR<sub>14a</sub>, -NC(O)NR<sub>14a</sub>R<sub>14b</sub>, -NC(O)R<sub>14a</sub> or -N(R<sub>6c</sub>) where w and z are each independently 1-3; with the proviso that T<sub>1</sub> can not be hydrogen when it is connected to carbonyl or sulfur, as in -C(O)T<sub>1</sub> or -SO<sub>2</sub>T<sub>1</sub>;

R<sub>14</sub>, R<sub>14a</sub>, and R<sub>14b</sub> are independently C<sub>1</sub>-C<sub>6</sub>alkyl, heteroaryl, or aryl, each optionally substituted with -(CH<sub>2</sub>)<sub>s</sub>OH, with s being 0-5; with the proviso that

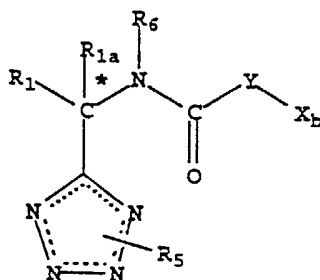
(1) where one or both of R<sub>7</sub> and R<sub>7a</sub>, and one or both of R<sub>9</sub> and R<sub>10</sub> form an alkylene bridge then where R<sub>5</sub> is -(CH<sub>2</sub>)C(O)N(T<sub>1a</sub>)T<sub>1</sub>, then at least one of T<sub>1a</sub> and T ≠ H; or

(2) where R<sub>1</sub> is arylalkyl and R<sub>1a</sub> is H and R<sub>5</sub> is -(CH<sub>2</sub>)C(O)N(T<sub>1a</sub>)T<sub>1</sub>, then T<sub>1a</sub> or T<sub>1</sub> is other than



(3) where R<sub>1</sub> and R<sub>7</sub> are each 2-naphthyl-CH<sub>2</sub>-, then R<sup>5</sup> ≠ phenethyl.

2. The compound as defined in Claim 1 having the structure



3. The compound as defined in Claim 1 wherein R<sub>1</sub> is aralkyl, arylalkoxyalkyl, cycloheteroalkylalkyl, aryloxyalkyl or heteroarylalkyl.

4. The compound as defined in Claim 1 wherein R<sub>1a</sub> is H or alkyl.

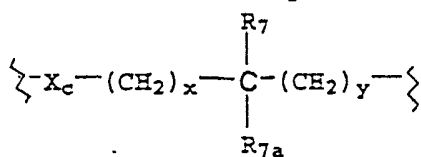
5. The compound as defined in Claim 1 wherein R<sub>1</sub> is arylalkoxyalkyl and R<sub>1a</sub> is H.

6. The compound as defined in Claim 1 wherein R<sub>6</sub> is H.

7. The compound as defined in Claim 1

where R<sub>5</sub> is alkyl or alkenyl or heteroaryloxyalkyl, each substituted with J<sub>1</sub>, and J<sub>1</sub> is -(CH<sub>2</sub>)<sub>v</sub>OC(O)N(T<sub>1a</sub>)T<sub>1</sub>, -(CH<sub>2</sub>)<sub>v</sub>CN, or heteroaryl

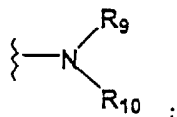
8. The compound as defined in Claim 1 wherein Y



is where x and y are 0, X<sub>c</sub> is a bond, and R<sub>7</sub> and R<sub>7a</sub> are independently alkyl.

9. The compound as defined in Claim 1 wherein X<sub>b</sub>

is



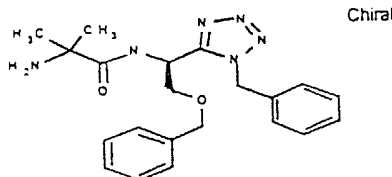
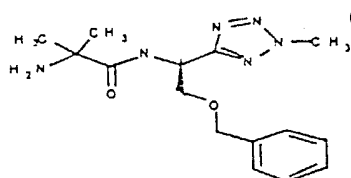
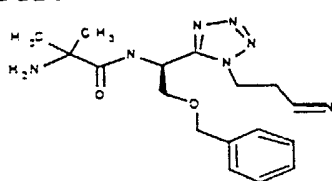
R<sub>9</sub> and R<sub>10</sub> are the same or different and are independently selected from H and substituted alkyl where the substituents may be 1 to 2 hydroxyls.

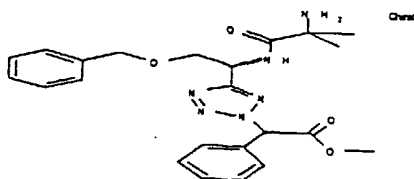
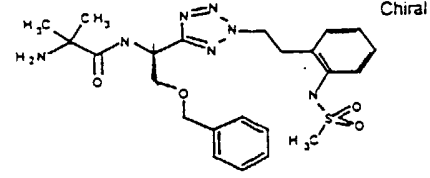
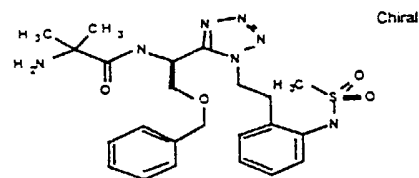
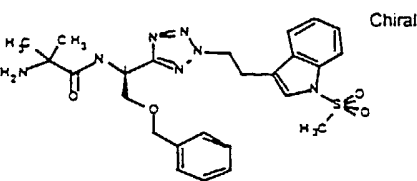
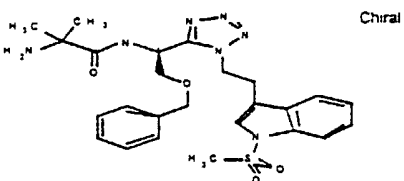
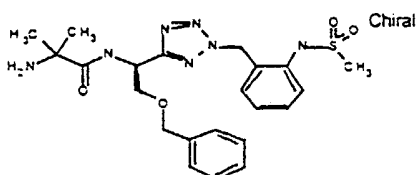
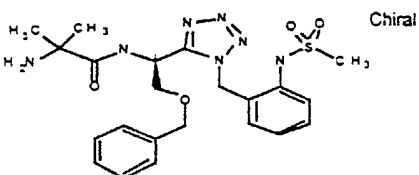
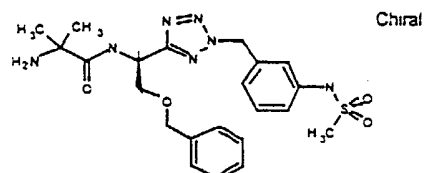
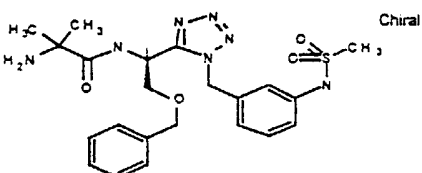
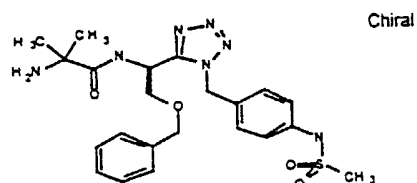
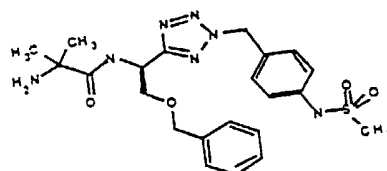
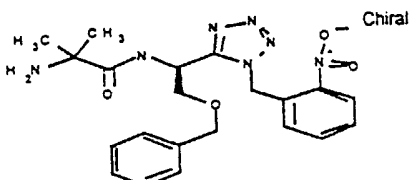
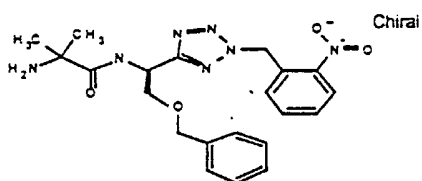
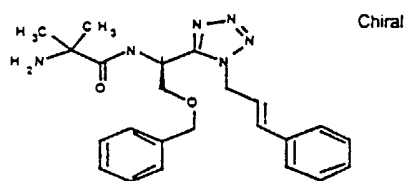
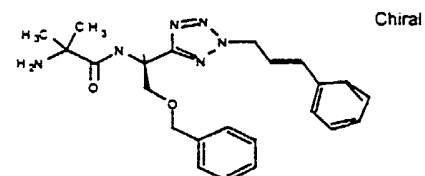
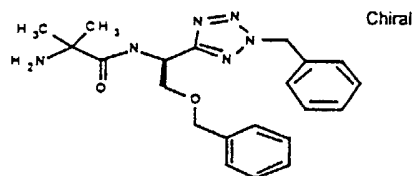
10. The compound as defined in Claim 1 wherein J1 is  $-(\text{CH}_2)_v\text{CN}$ ,  $-(\text{CH}_2)_v\text{C}(\text{O})\text{N}(\text{T}_{1a})\text{T}_1$ ,  $-(\text{CH}_2)_v\text{N}(\text{T}_{1a})\text{C}(\text{O})\text{T}_1$ ,  $-(\text{CH}_2)_v\text{OC}(\text{O})\text{N}(\text{T}_{1a})\text{T}_1$ ,  $-(\text{CH}_2)_v\text{N}(\text{T}_{1a})\text{C}(\text{O})\text{N}(\text{T}_{1b})\text{T}_1$ , or heteroaryl, with v being 0-4;

T<sub>1</sub>, T<sub>1a</sub> and T<sub>1b</sub> are the same or different and are independently selected from alkyl, lower alkythioalkyl, alkoxyalkyl, aryl, arylalkyl, heteroarylalkyl, or cycloheteroalkyl, each of which may be optionally substituted with  $-\text{OC}(\text{O})\text{R}_{8f}$ ,  $-\text{C}(\text{O})\text{NR}_{8f}\text{R}_{8g}$ ,  $-(\text{CH}_2)_s\text{OH}$ , with s being 0-2,  $-\text{SO}_2\text{NR}_{8f}\text{R}_{8g}$ , or  $-\text{SO}_2\text{R}_{14}$ ; or T<sub>1</sub> and T<sub>1a</sub> or T<sub>1</sub> and T<sub>1b</sub> can together form  $-(\text{CH}_2)_w\text{X}_e(\text{CH}_2)_z-$  where X<sub>e</sub> is C(R<sub>8m</sub>)(R<sub>8l</sub>);

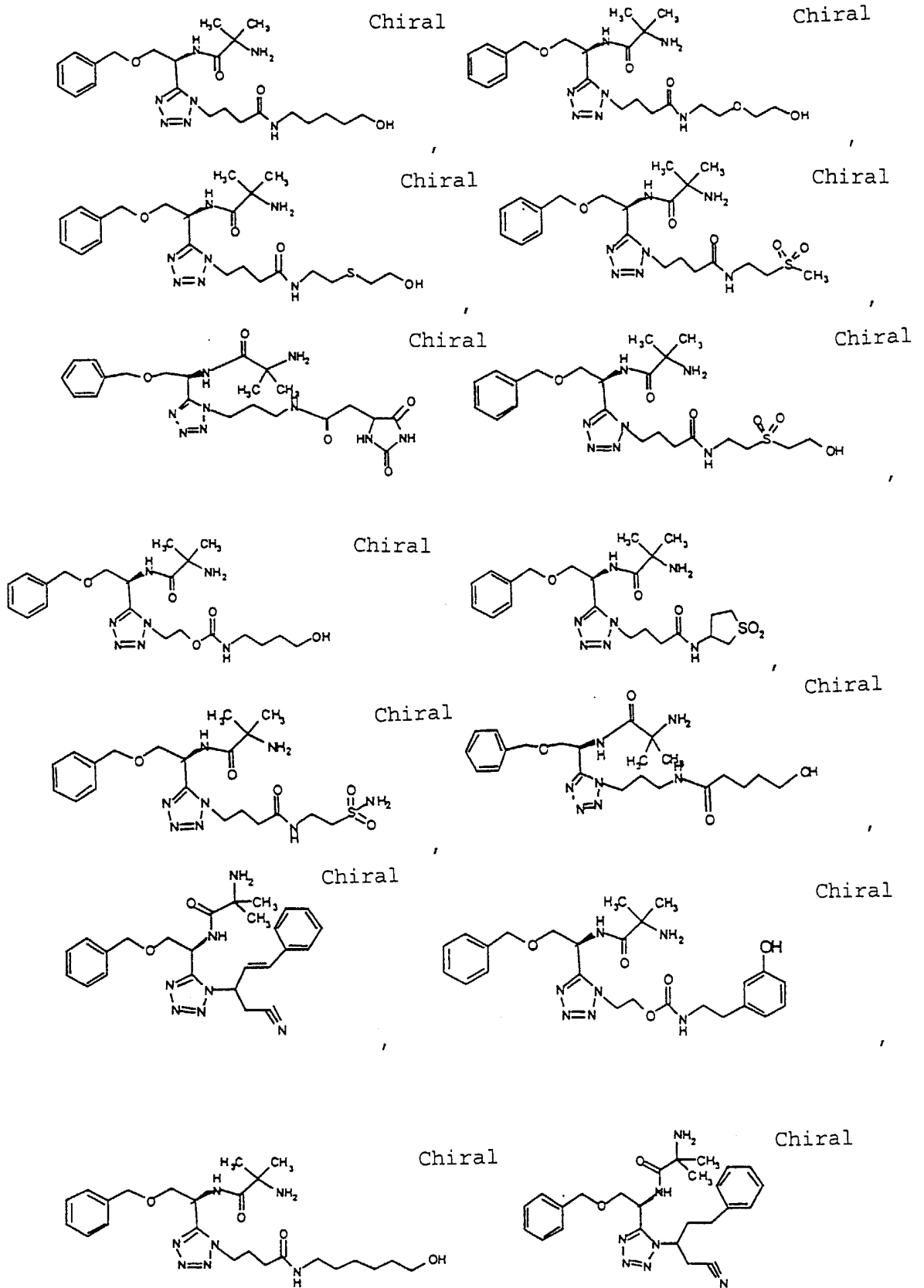
R<sub>8f</sub> is alkyl or aryl.

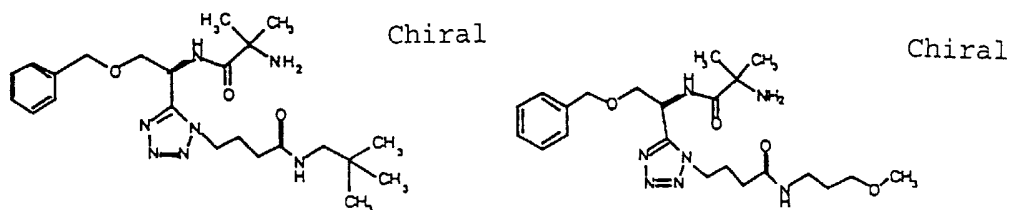
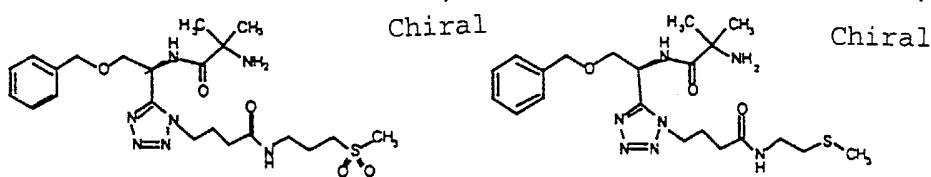
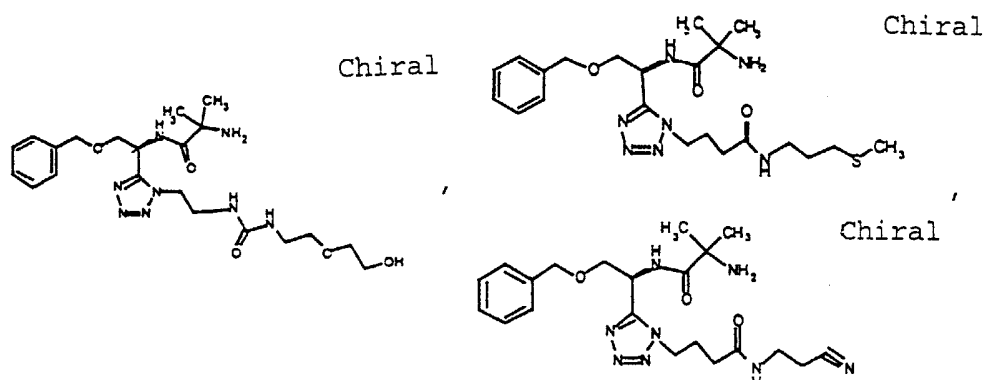
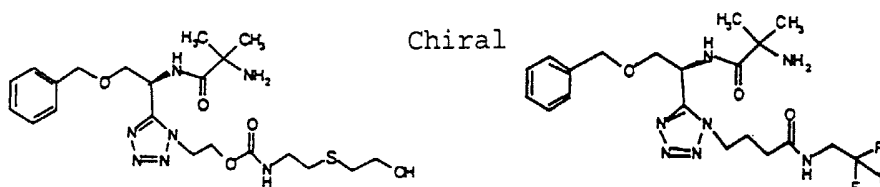
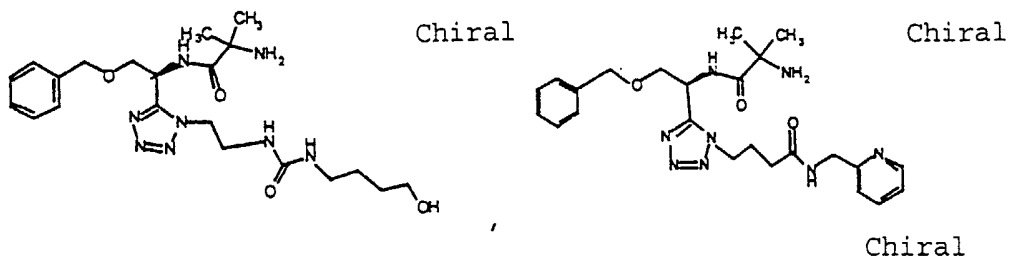
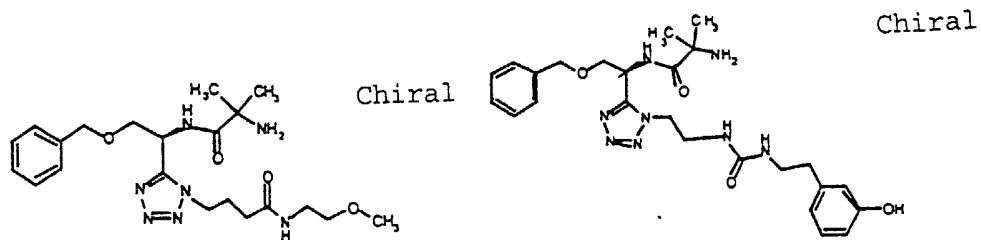
11. The compound as defined in Claim 1 having the structure

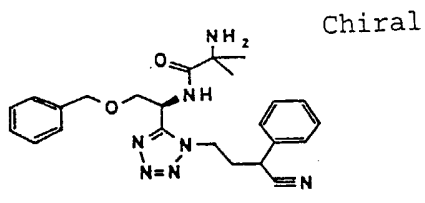
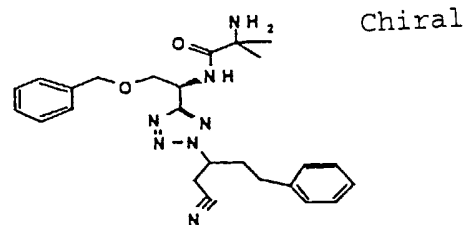
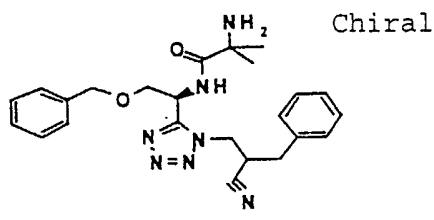
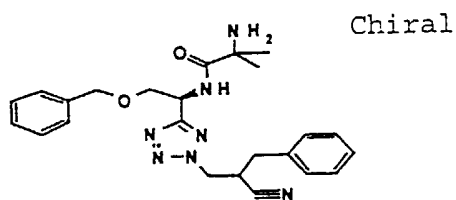
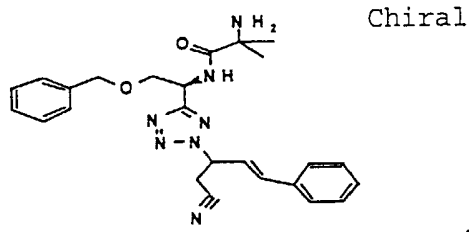
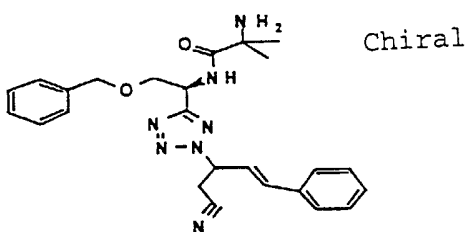
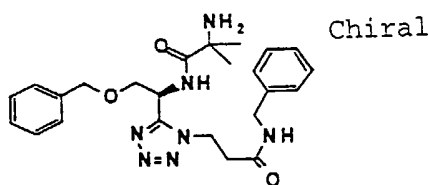
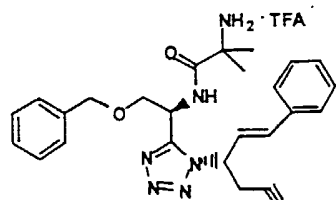
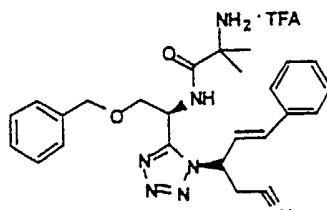
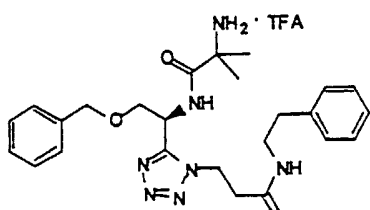
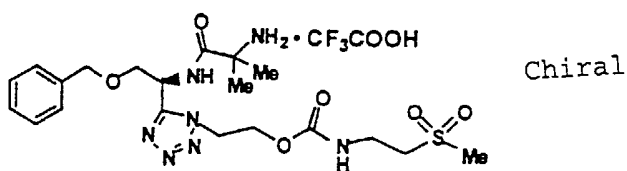
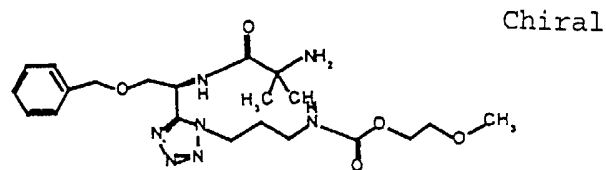
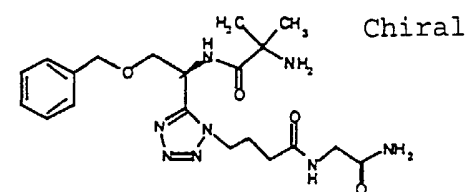




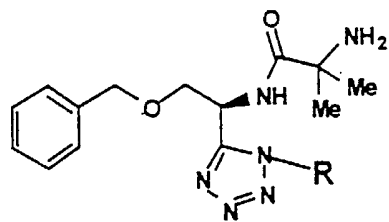
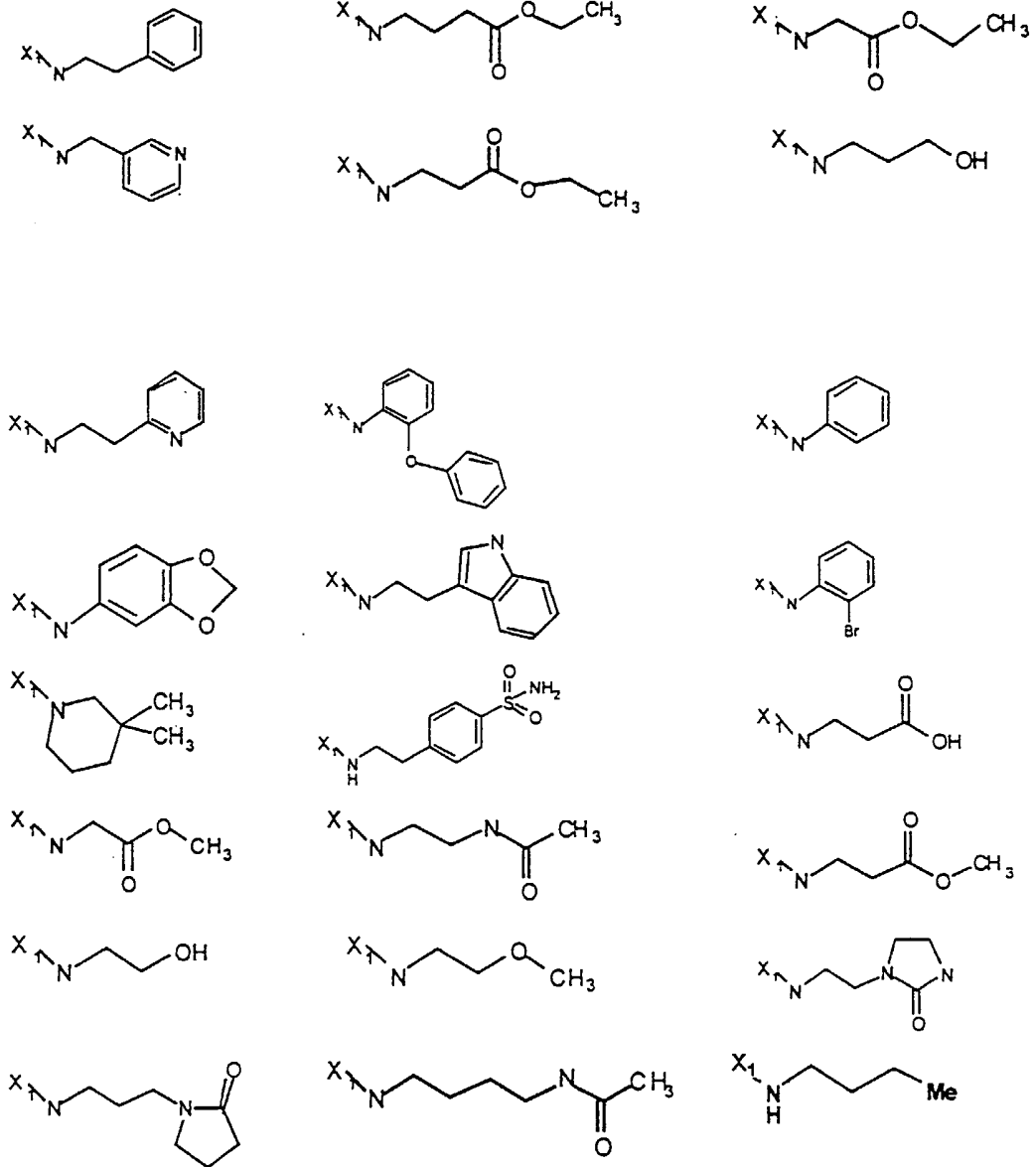
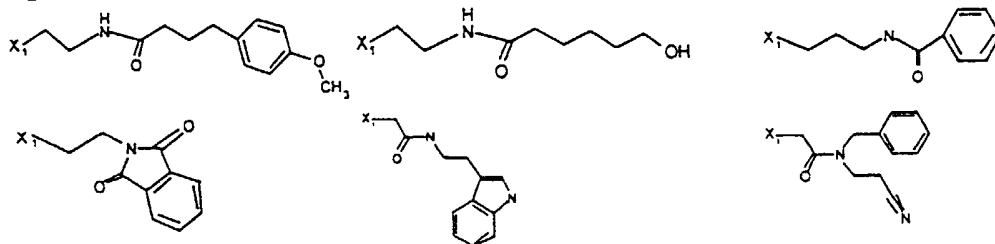


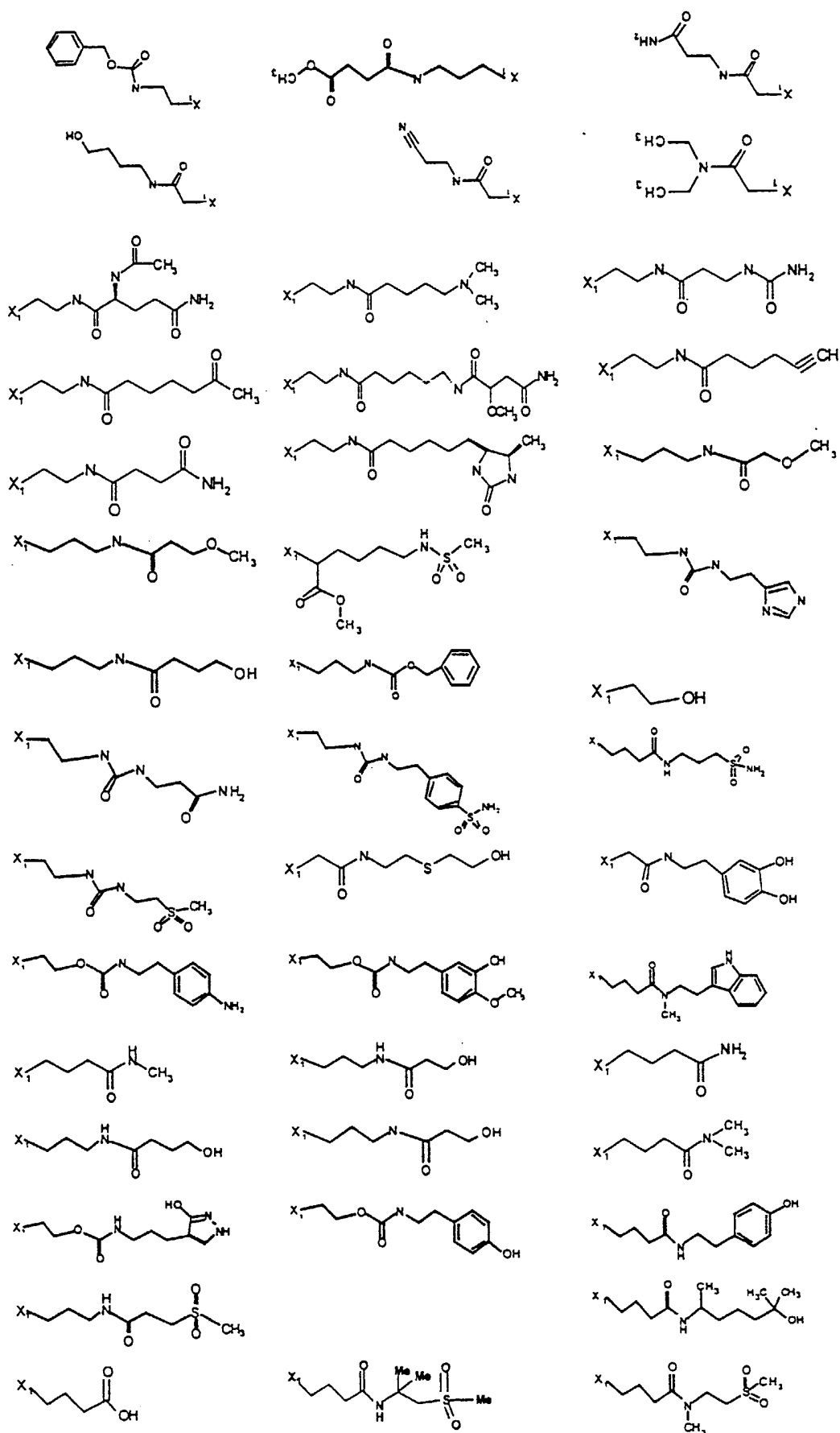


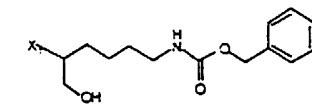
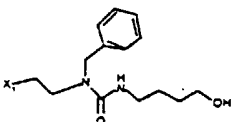
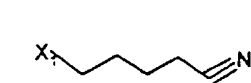
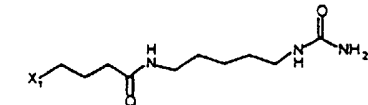
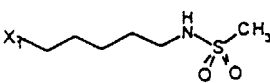
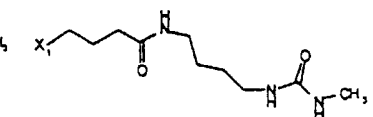
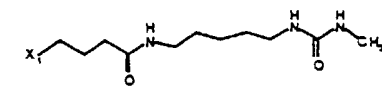
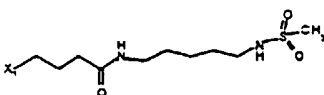
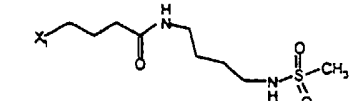
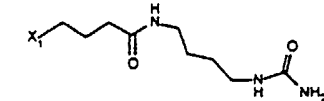
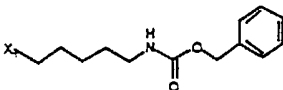
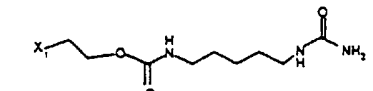
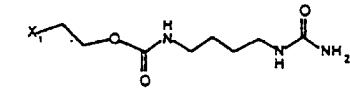
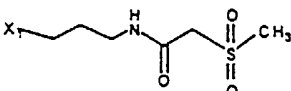
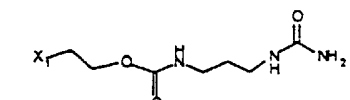
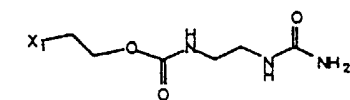
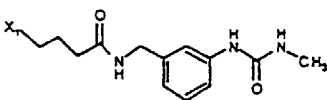
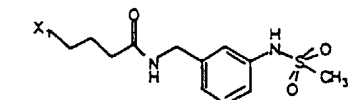
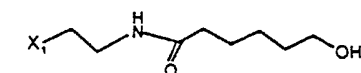
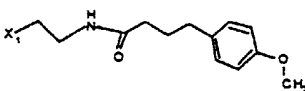
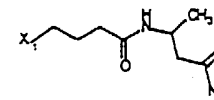
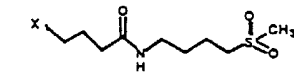
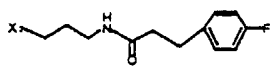
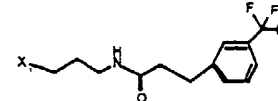
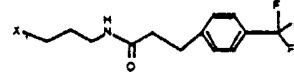
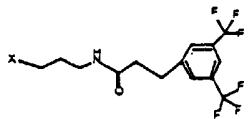
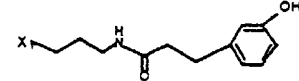
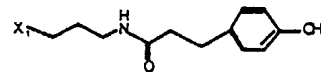
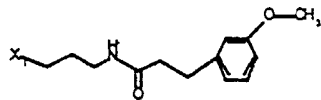
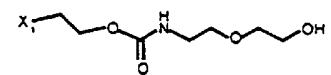
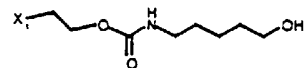
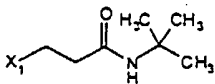
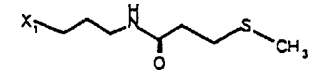
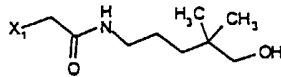
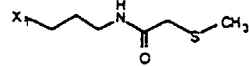
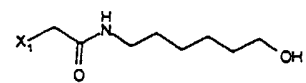
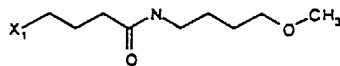
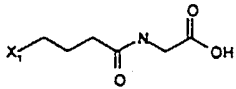
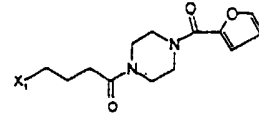
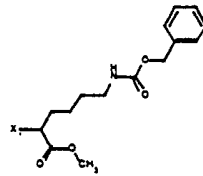
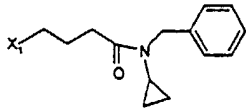
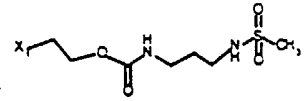
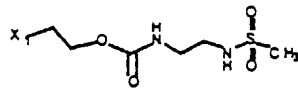
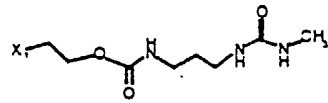
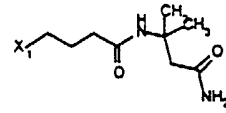
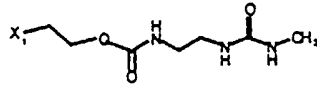
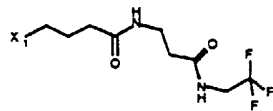




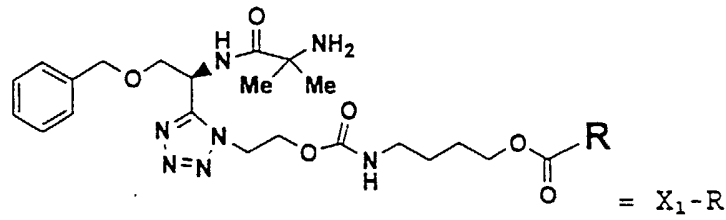
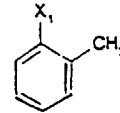
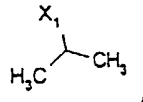
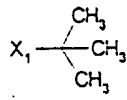
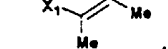
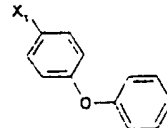
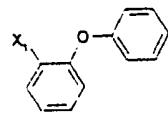
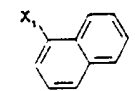
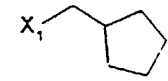
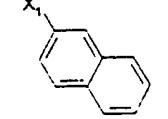
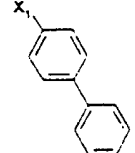
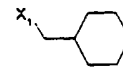
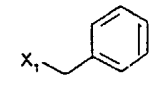
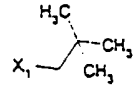
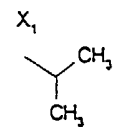
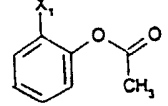
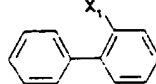
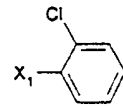
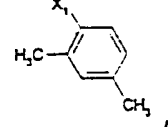
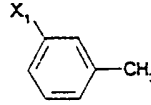
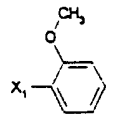
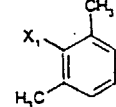
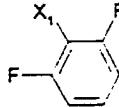
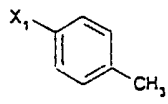
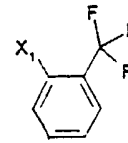
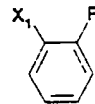
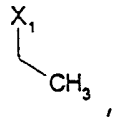
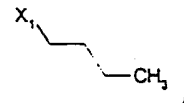
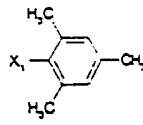


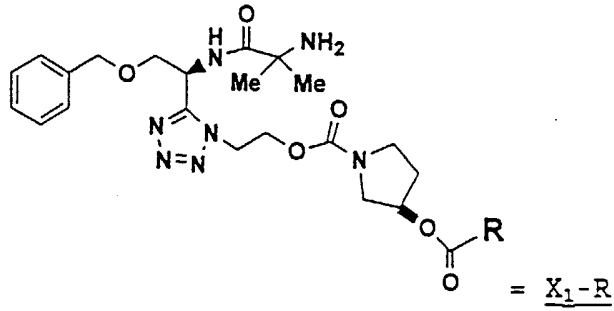
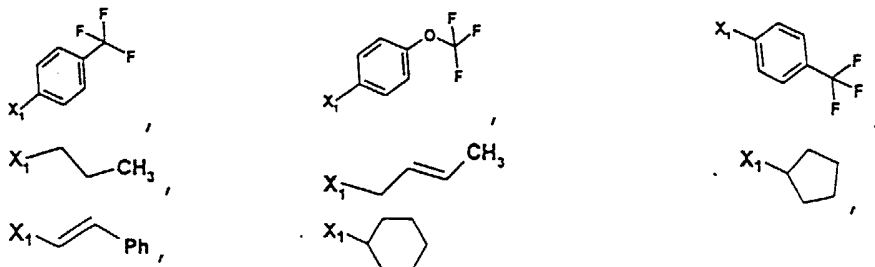
= X<sub>1</sub>-RX<sub>1</sub>-R =



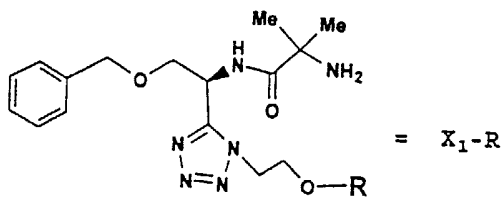
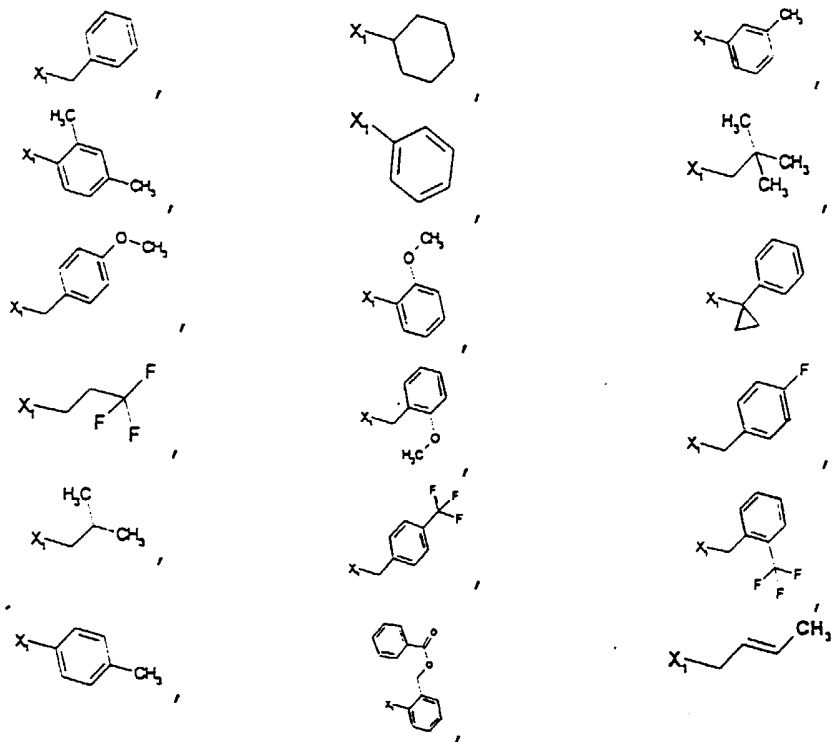


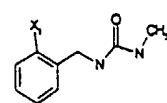
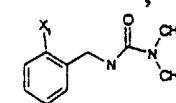
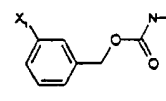
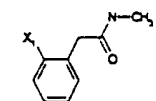
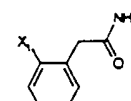
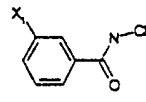
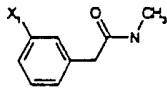
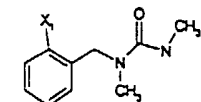
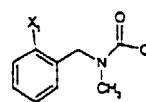
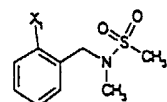
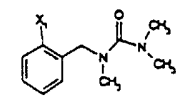
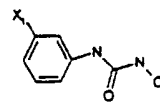
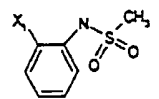
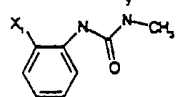
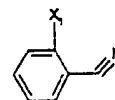
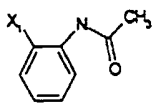
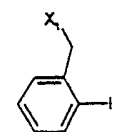
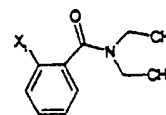
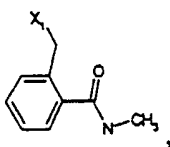
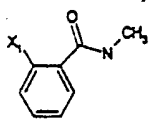
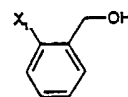
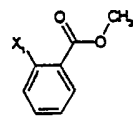
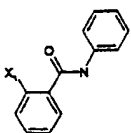
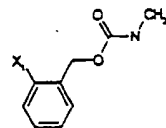
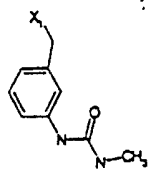
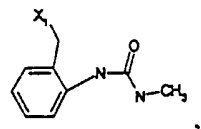
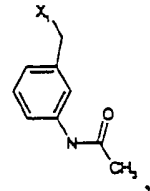
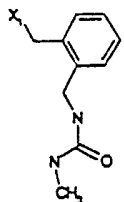
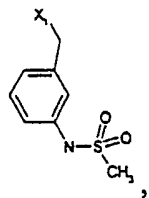
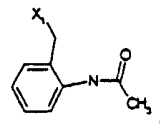
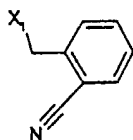
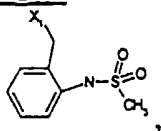


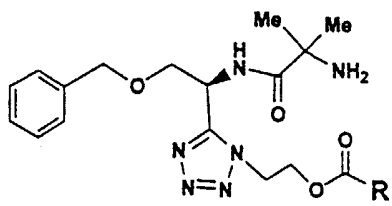
X<sub>1</sub>-R =X<sub>1</sub>-CH<sub>3</sub>,



X<sub>1</sub>-R =

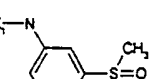
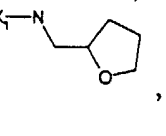
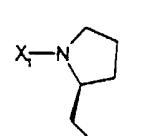
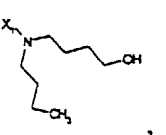
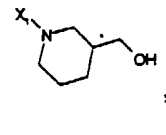
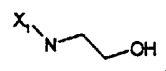
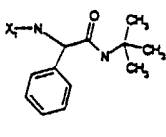
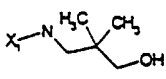
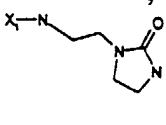
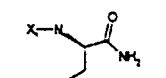
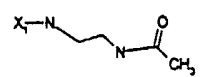
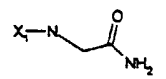
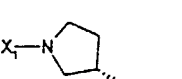
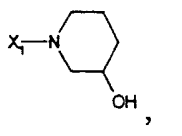
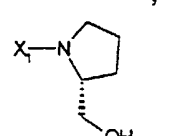
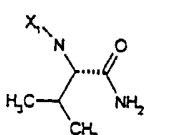
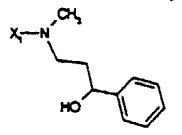
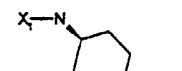
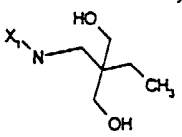
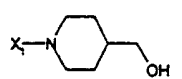
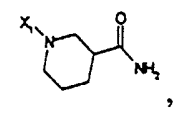
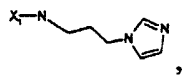
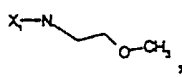
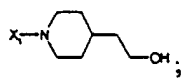
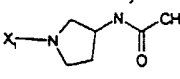
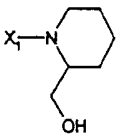
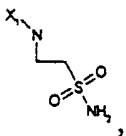
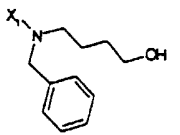
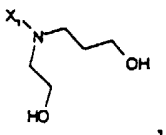
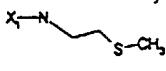
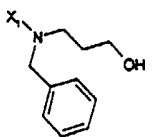
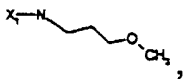
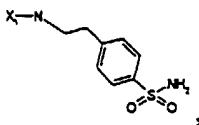
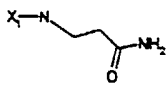
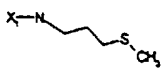
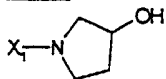


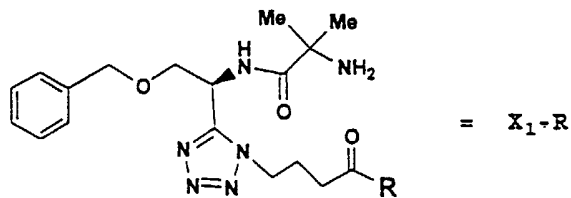
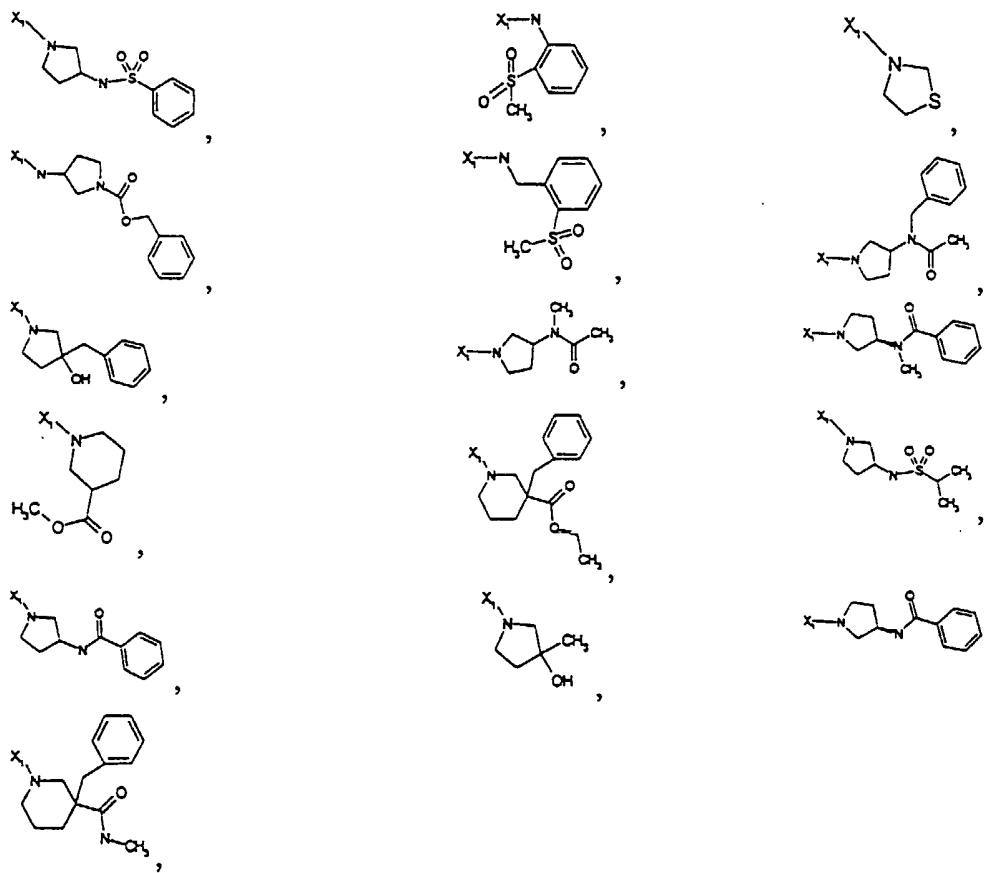
X<sub>1</sub>-R



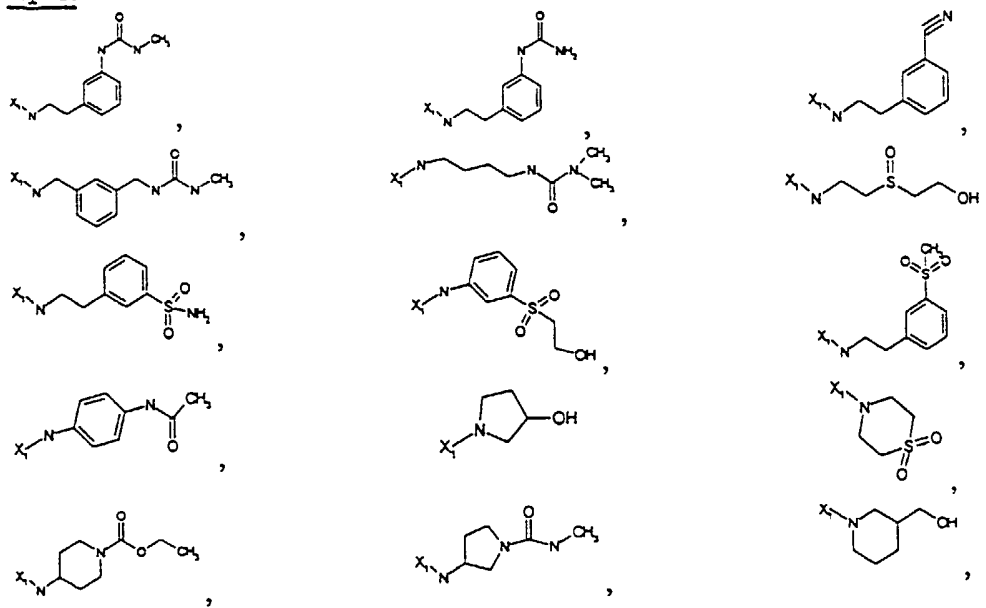
= X<sub>1</sub>-R

X<sub>1</sub>-R



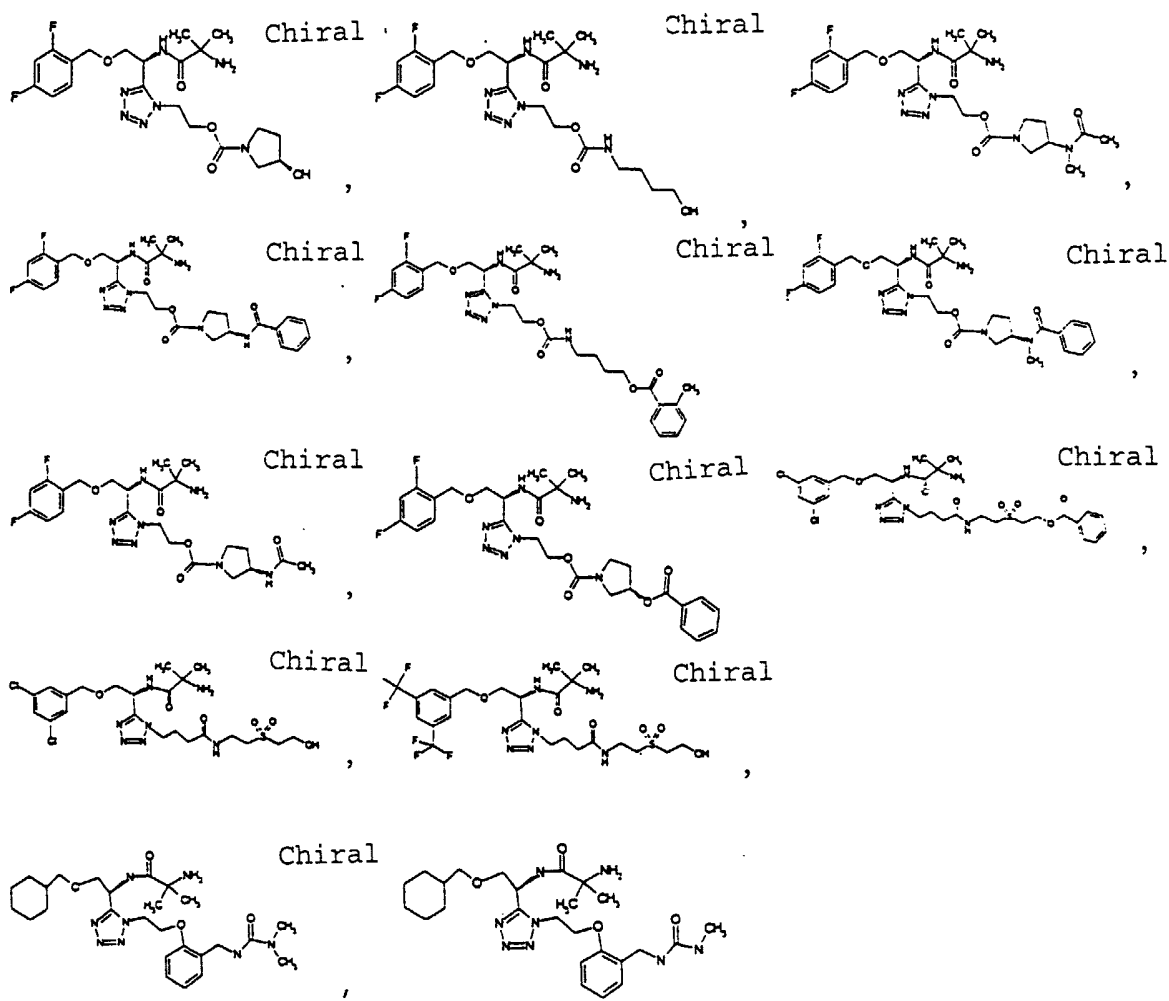


$X_1-R$



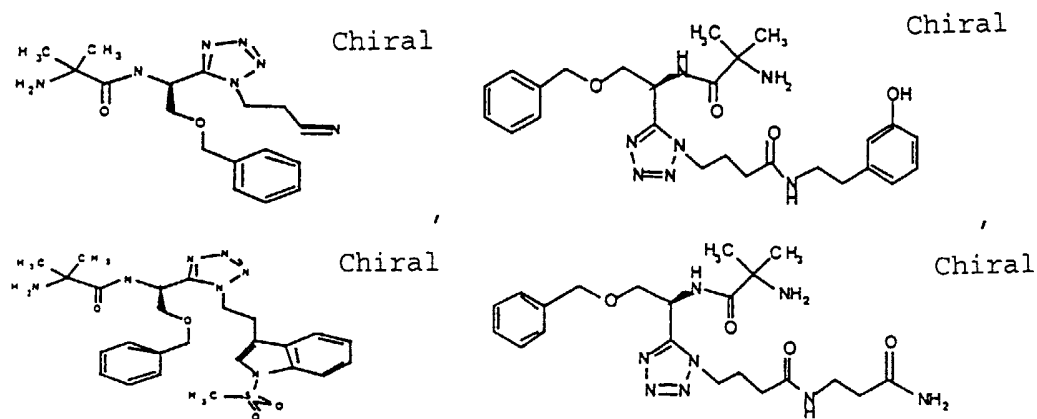


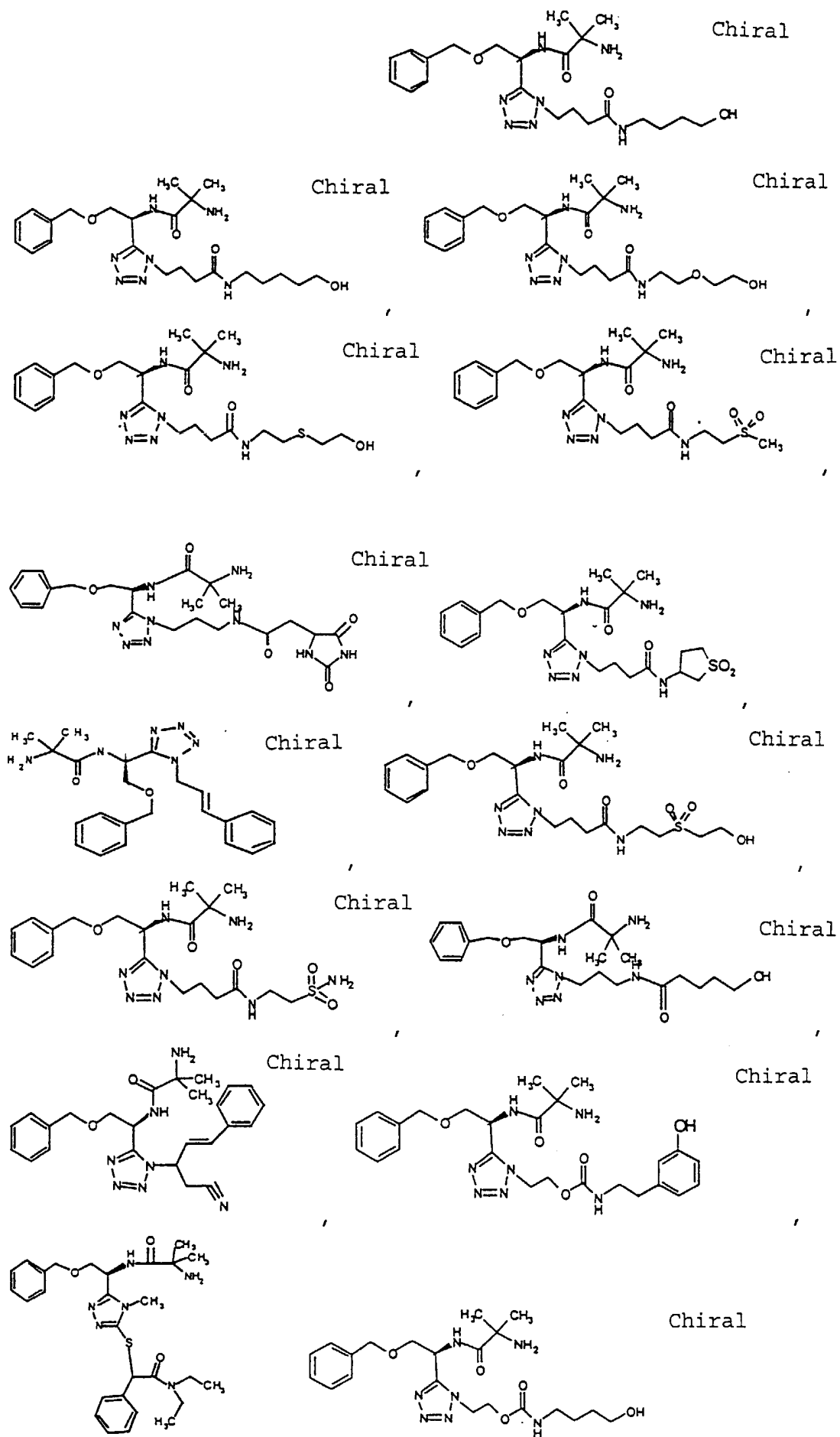




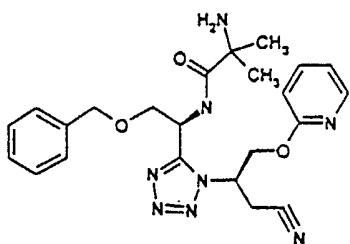
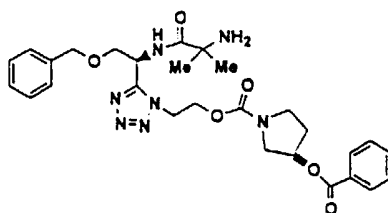
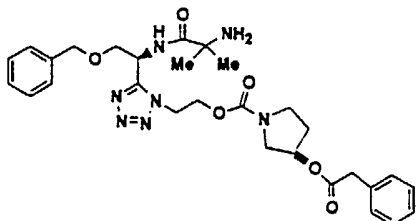
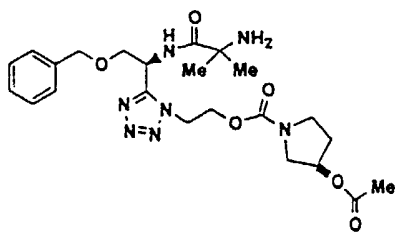
or a pharmaceutically acceptable salt thereof.

12. The compound as defined in Claim 1 having the structure

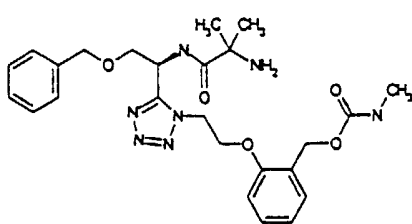




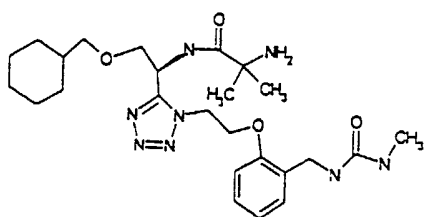




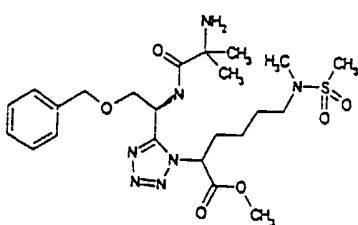
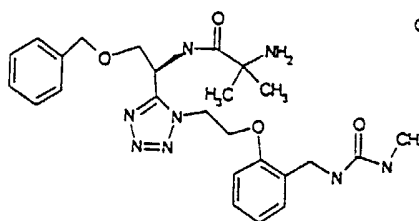
Chiral



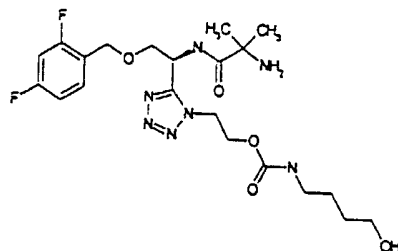
Chiral



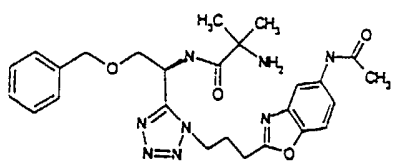
Chiral



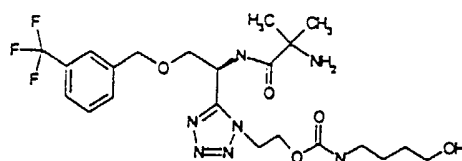
Chiral



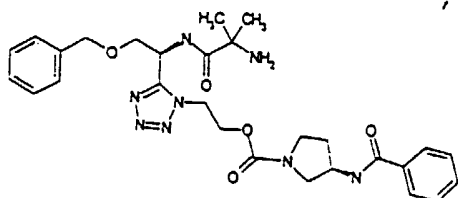
Chiral



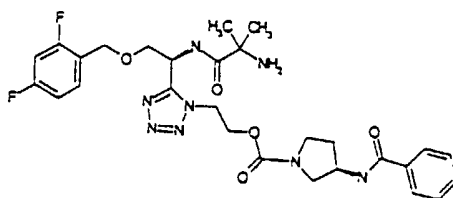
Chiral



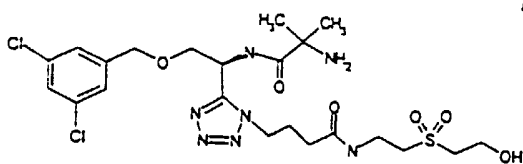
Chiral



Chiral

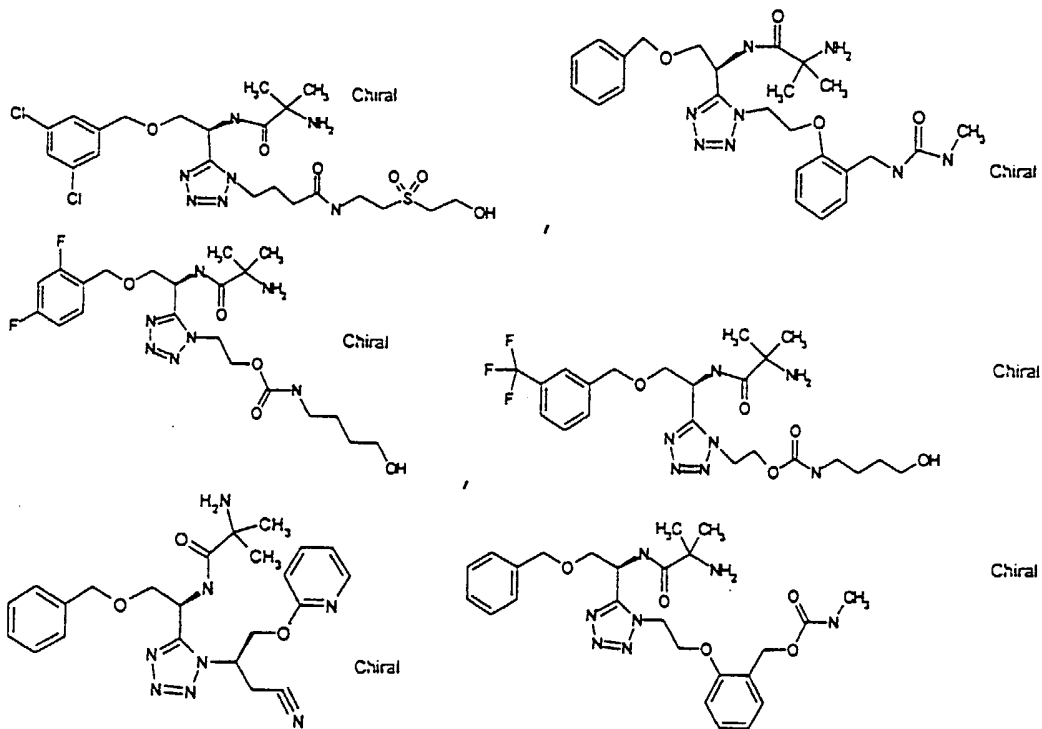


Chiral



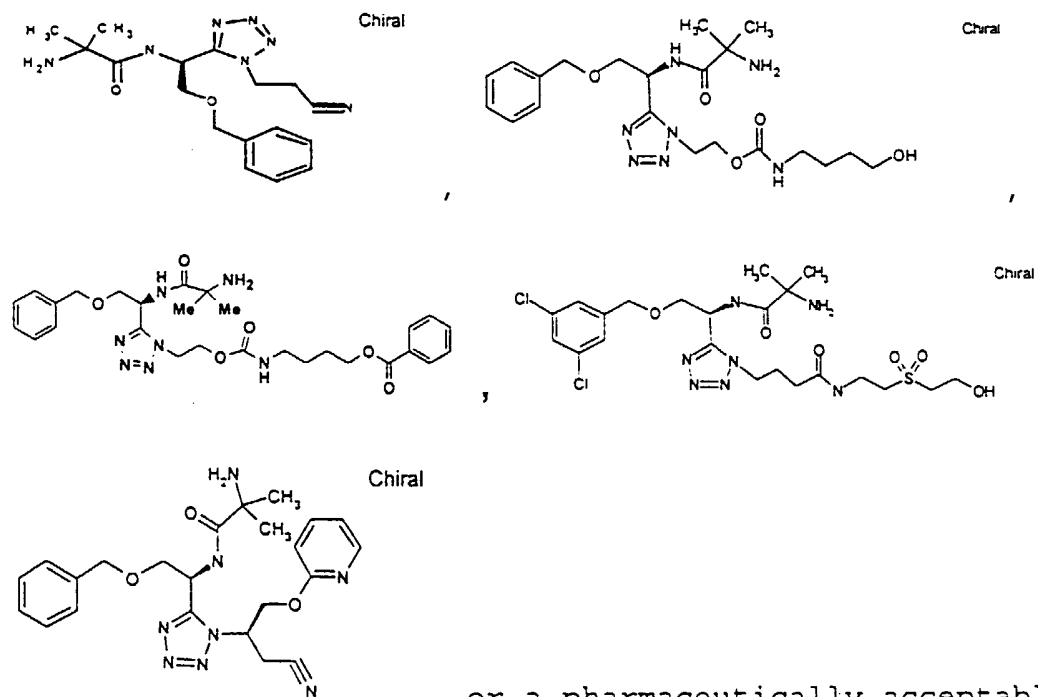
Chiral





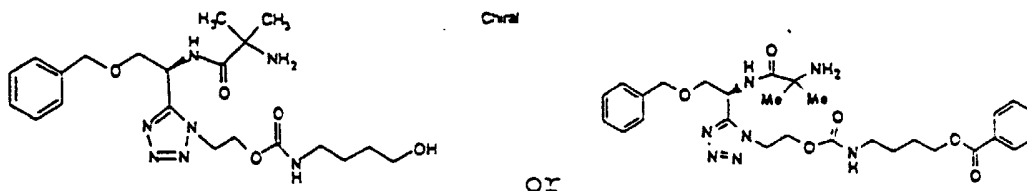
or a pharmaceutically acceptable salt thereof.

14. The compound as defined in Claim 13, having the structure



, or a pharmaceutically acceptable salt thereof.

15. The compound as defined in Claim 13 having the structure



or a pharmaceutically acceptable salt thereof.

16. A pharmaceutical composition comprising a compound as defined in Claim 1 and a pharmaceutically acceptable carrier therefor.

17. Use of a compound as defined in Claim 1 for increasing levels of endogenous growth hormone.

18. Use of a compound as defined in Claim 1 for treating obesity, osteoporosis, renal disease, cardiac myopathy, cachexia, HIV wasting syndrome, long term critical illness, sarcopenia, and/or stimulating wound healing and/or the immune system, or increasing muscle mass and/or muscle strength, or maintenance of muscle strength and function in the elderly, or reversal or prevention of frailty in the elderly.

19. Use of a compound as defined in Claim 1 for treating Syndrome X.

20. Use of a compound as defined in Claim 1 for prophylaxis and/or treatment of diabetes and/or increasing lean body mass.

21. Use of a compound as defined in Claim 1 for preventing or treating osteoporosis.

22. Use of a compound as defined in Claim 1 in combination with parathyroid hormone or a bisphosphonate for treating osteoporosis.

23. Use of a compound as defined in Claim 1 in combination with estrogen, testosterone, a selective estrogen receptor modulator, or a selective androgen receptor modulator for treating Syndrome X, cachexia, HIV wasting syndrome, long term critical illness, or sarcopenia, or for increasing muscle mass and/or muscle strength, or for maintenance of muscle strength and function in the elderly, or for reversal or prevention of frailty in the elderly.