



US00D735601S

(12) **United States Design Patent**
Thuma et al.

(10) **Patent No.:** **US D735,601 S**

(45) **Date of Patent:** **** Aug. 4, 2015**

(54) **PLANTER**

(71) Applicant: **Suncast Technologies, LLC**, Palm Beach Gardens, FL (US)

(72) Inventors: **Michael Thuma**, La Grange, IL (US);
Brian J. Russell, Aurora, IL (US);
Michael R. Vogler, Oswego, IL (US)

(73) Assignee: **Suncast Technologies, LLC**, Palm Beach Gardens, FL (US)

(**) Term: **14 Years**

(21) Appl. No.: **29/476,357**

(22) Filed: **Dec. 12, 2013**

(51) **LOC (10) Cl.** **11-02**

(52) **U.S. Cl.**

USPC **D11/152**

(58) **Field of Classification Search**

USPC D6/403-405; D9/428, 429;
D11/143-156, 164; 47/17, 18, 32.7,
47/33, 39, 41.01, 41.11-41.15, 65, 65.5,
47/66.1, 66.6, 66.7, 67-71; D7/531

See application file for complete search history.

(56) **References Cited**

U.S. PATENT DOCUMENTS

| | | | | | | |
|-----------|---|---|---------|-------------------|-------|---------|
| 3,194,468 | A | * | 7/1965 | Baron | | 229/400 |
| D241,265 | S | * | 8/1976 | Rothauer | | D26/11 |
| D258,338 | S | * | 2/1981 | Gersin | | D7/584 |
| D261,746 | S | * | 11/1981 | Harshman et al. | | D11/146 |
| D265,372 | S | * | 7/1982 | Groenewold et al. | | D7/523 |
| D271,650 | S | * | 12/1983 | Groenewold et al. | | D7/523 |
| D340,674 | S | * | 10/1993 | Carlson | | D11/152 |
| D364,112 | S | * | 11/1995 | Dickinson et al. | | D11/152 |

| | | | | | | |
|--------------|----|---|---------|-------------|-------|---------|
| D381,274 | S | * | 7/1997 | Luh et al. | | D9/566 |
| D461,432 | S | * | 8/2002 | Carlson | | D11/153 |
| D504,353 | S | * | 4/2005 | Harbaugh | | D11/152 |
| D515,871 | S | * | 2/2006 | Rocha | | D7/530 |
| D564,394 | S | * | 3/2008 | Schmidt | | D11/152 |
| D572,168 | S | * | 7/2008 | Kurtz | | D11/152 |
| D594,775 | S | * | 6/2009 | Moreau | | D11/152 |
| 7,624,536 | B2 | * | 12/2009 | Schromm | | 47/66.6 |
| D614,080 | S | * | 4/2010 | Woerner | | D11/152 |
| D636,701 | S | * | 4/2011 | White | | D11/152 |
| D636,702 | S | * | 4/2011 | White | | D11/152 |
| D698,649 | S | * | 2/2014 | Quint | | D9/500 |
| D704,592 | S | * | 5/2014 | Hung et al. | | D11/152 |
| D707,489 | S | * | 6/2014 | Hertaus | | D7/400 |
| D708,546 | S | * | 7/2014 | Hung et al. | | D11/151 |
| 2008/0216400 | A1 | * | 9/2008 | Feng | | 47/32.7 |

* cited by examiner

Primary Examiner — Elizabeth Albert

(74) *Attorney, Agent, or Firm* — McHale & Slavin, PA

(57) **CLAIM**

The ornamental design for a planter, as shown and described.

DESCRIPTION

FIG. 1 is a top perspective view of the planter of the present invention;

FIG. 2 is a bottom perspective view thereof;

FIG. 3 is a front view thereof, the rear view being a mirror image thereof;


FIG. 4 is a right side view thereof, the left side view being a mirror image thereof;

FIG. 5 is a top view thereof; and,

FIG. 6 is a bottom view thereof.

The portions of the planter illustrated in broken lines are included to show portions that form no part of the claimed design.

1 Claim, 6 Drawing Sheets






Fig. 1




Fig.2




Fig.3




Fig.4

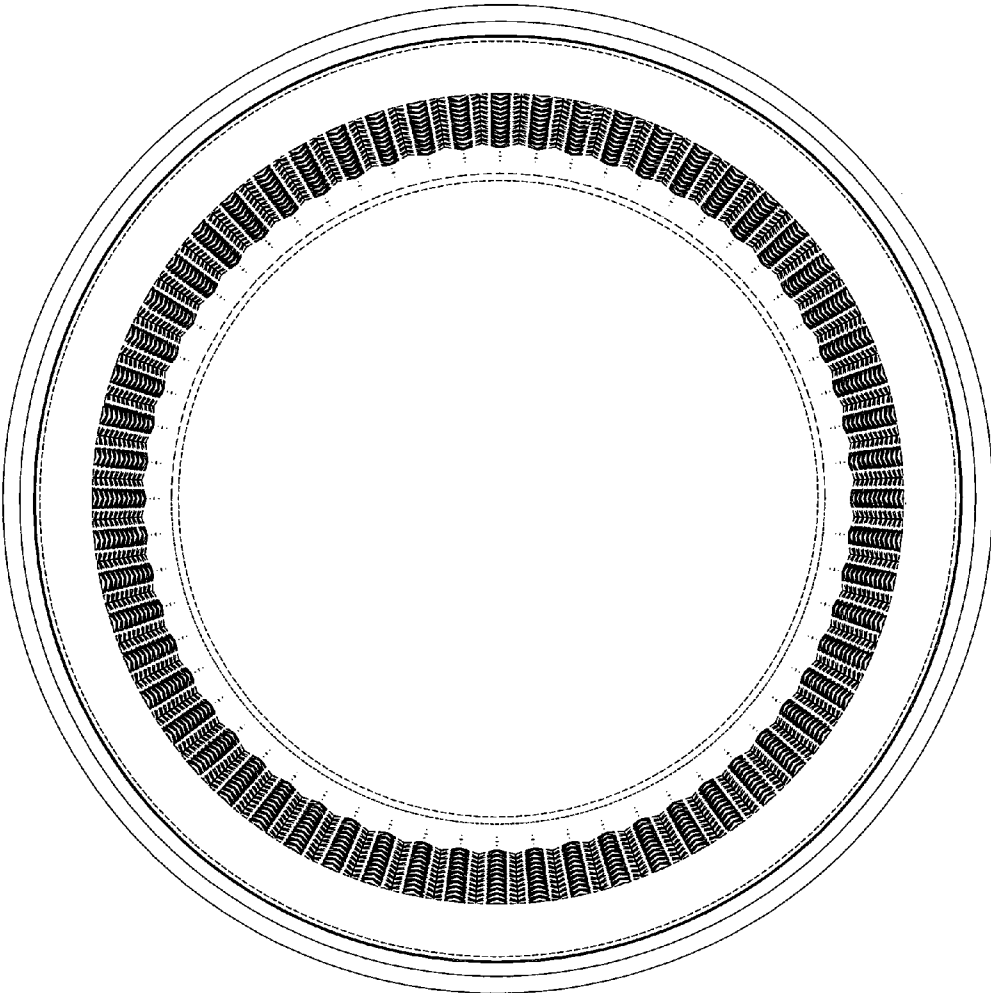


Fig.5




Fig. 6