

T. K. Lyon.
Pen Holder.

N^o 15,490. Patented Aug. 5, 1856.





Fig. 1.



B

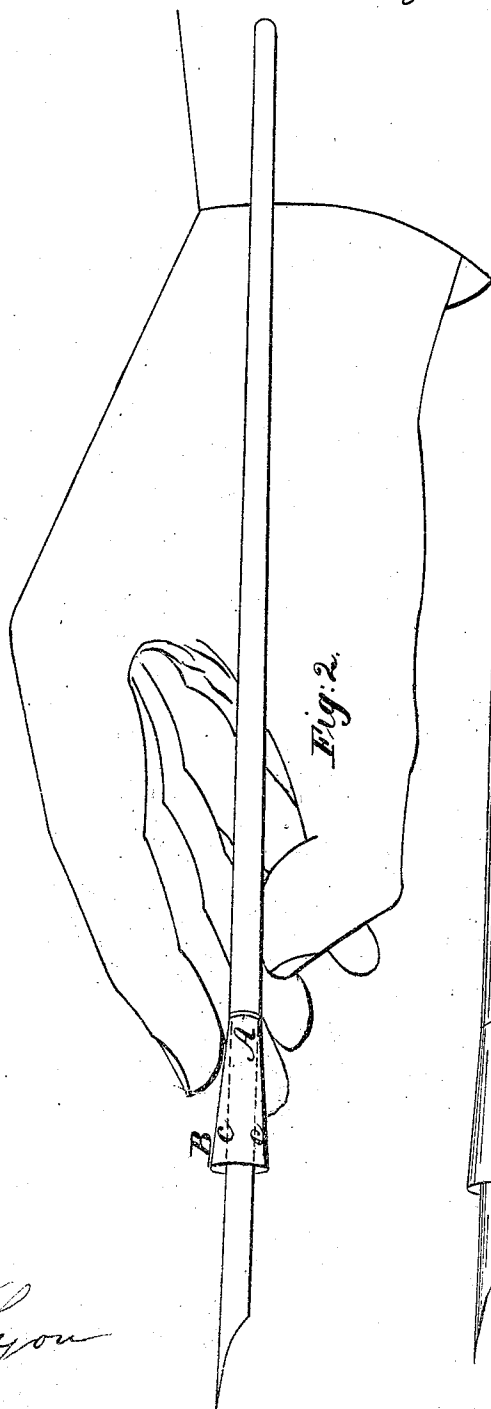


Fig. 2.



Fig. 3.

Inventor

T. K. Lyon

UNITED STATES PATENT OFFICE.

T. KENTON LYON, OF RICHMOND, VIRGINIA.

PENHOLDER.

Specification of Letters Patent No. 15,490, dated August 5, 1856.

To all whom it may concern:

Be it known that I, T. KENTON LYON, of Richmond, in the county of Henrico and State of Virginia, have made a new and
5 useful Improvement in Penholders; and I hereby declare the following to be a full and exact description thereof, reference being had to the drawings and the letters of reference marked thereon.

10 Figure 1 represents the improvement separate from the holder, and which is of the form of a hollow cone, and which I shall call a guard. Fig. 2, shows the guard, at letter B, attached to the holder at A. Letters *c, c*, show an annular space around the
15 pen, or lower end of the holder. Fig. 3 shows the guard affixed to the holder, and the whole in a finished state.

20 Thus it will be seen my improvement consists in the use of a conical shaped piece of ivory, wood, metal or any suitable material, one end of which is made to fit tight to the holder, the other so enlarged as to form an annular space around its lower end, the object of which is to prevent the ink from
25 touching the fingers, which object is effectively secured by my improvement. I am not aware of the existence of any improvement for a similar purpose, except that of
30 W. R. Glover, which is applied to the pen, while mine is confined entirely to the holder, and of a form essentially different from his.

35 In point of economy, my improvement possesses many advantages over any improvement in pens, for such purpose. A holder may last for years, while the pen,

made more costly by the improvement, must be a continual tax.

Another important feature of my improvement is the perfect and secure manner
40 in which it may be held. The guard is made of a form to suit the natural position of the fingers, thus giving the writer easy command over the instrument.

A deep and perfect space around the pen
45 is secured by the use of a guard shaped as the one I describe and show. Its position on the holder prevents the fingers from touching any part of the pen, thus effectually protecting them, as it is impossible
50 for the ink to pass above the annular space.

I disclaim lips, and all improvement in pens; also guards of any kind, not forming a deep annular space around the pen as
55 herein described.

I distinctly disclaim any improvement on, or application of improvement to pen and pencil cases of any kind.

What I claim as new and of my own
60 invention is,

1. I claim as new an improvement on the common straight penholder, such as I have described.

2. The guard B, attached to, or made part of the holder, forming a deep annular
65 space around the pen, or that part of the holder where the pen joins it, for the purpose set forth.

T. KENTON LYON.

Witnesses:

MARTIN M. LIPSCOMB,
F. B. BERKELEY.