

(12) **United States Design Patent**  
**Kim**

(10) **Patent No.:** **US D624,048 S**  
(45) **Date of Patent:** **\*\* Sep. 21, 2010**

(54) **SPEAKER**

(74) *Attorney, Agent, or Firm*—Lexyoume IP Group, PLLC

(75) Inventor: **Jin-Wook Kim**, Kimcheon-si (KR)

(57) **CLAIM**

(73) Assignee: **Samsung Electronics Co., Ltd.**,  
Maetan-dong, Yeongtong-gu, Suwon-si,  
Gyeonggi-do (KR)

The ornamental design for a speaker, as shown and described.

(\*\*) Term: **14 Years**

**DESCRIPTION**

(21) Appl. No.: **29/348,823**

FIG. 1 is a perspective view of a speaker showing my new design;

(22) Filed: **Feb. 12, 2010**

FIG. 2 is a front elevational view thereof;

(51) **LOC (9) Cl.** ..... **14-01**

FIG. 3 is a rear elevational view thereof;

(52) **U.S. Cl.** ..... **D14/215**

FIG. 4 is a left side elevational view thereof;

(58) **Field of Classification Search** ..... D14/204,  
D14/210–216, 168, 172; 181/143–144, 147–148,  
181/150–153, 157, 198–199; 381/300–303,

FIG. 5 is a right side elevational view thereof;

381/306, 332–333, 336, 345, 361–364, 386–388  
See application file for complete search history.

FIG. 6 is a top plan view thereof; and,

FIG. 7 is a bottom plan view thereof.

The broken lines in the drawings are for illustrative purpose only and form no part of the claimed design.

*Primary Examiner*—Nanda Bondade

**1 Claim, 7 Drawing Sheets**

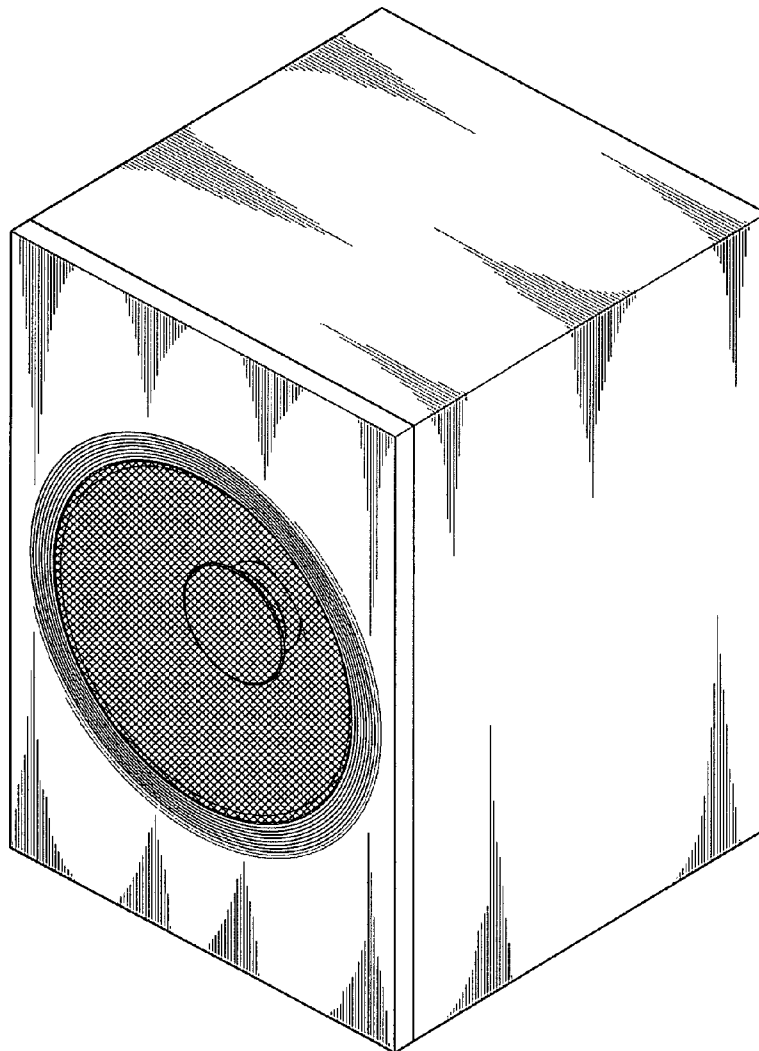


FIG.1

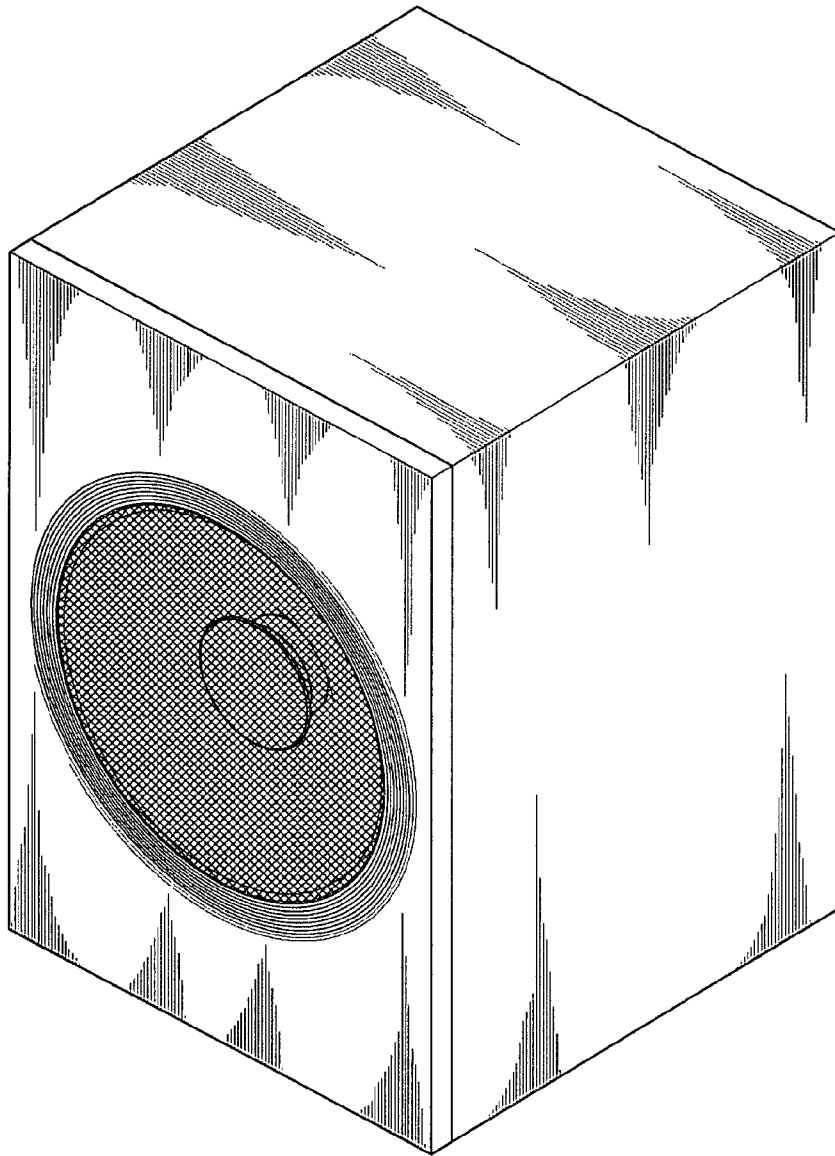


FIG.2

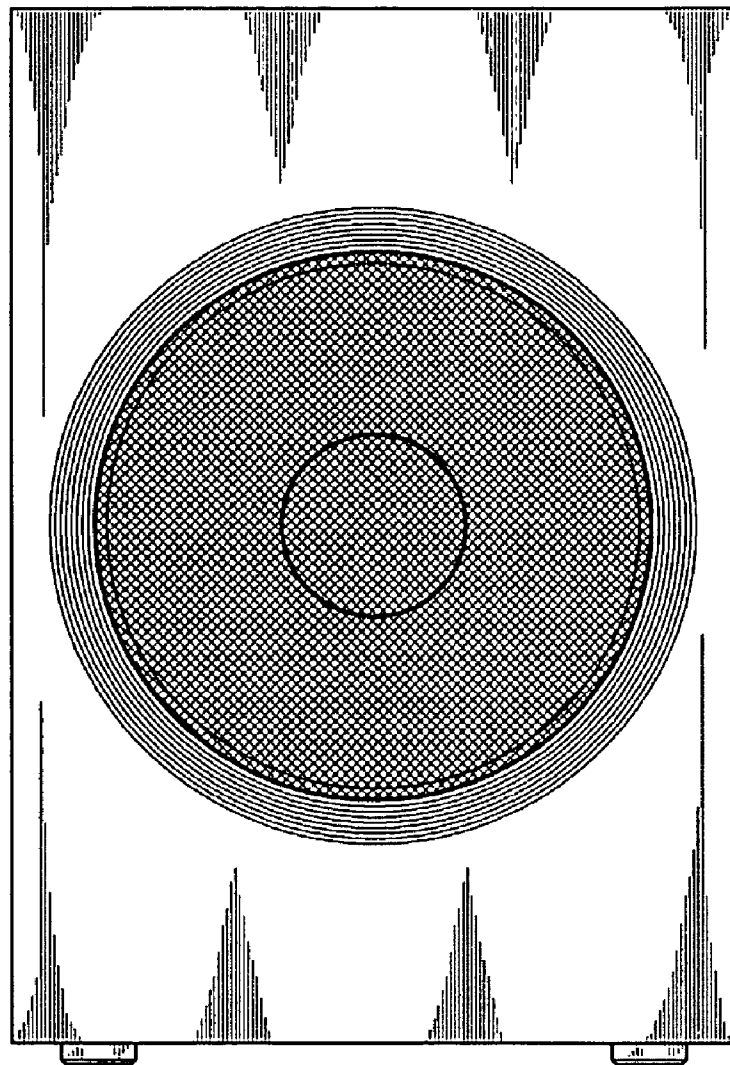


FIG.3

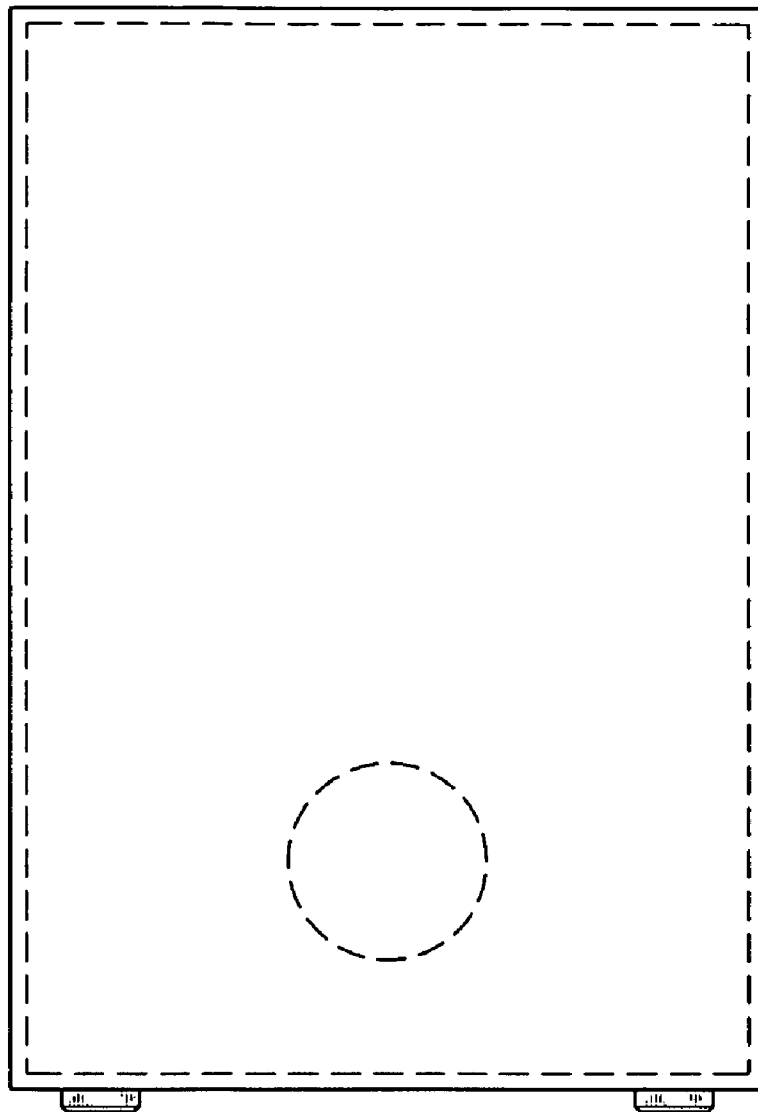


FIG.4




FIG. 5




FIG.6

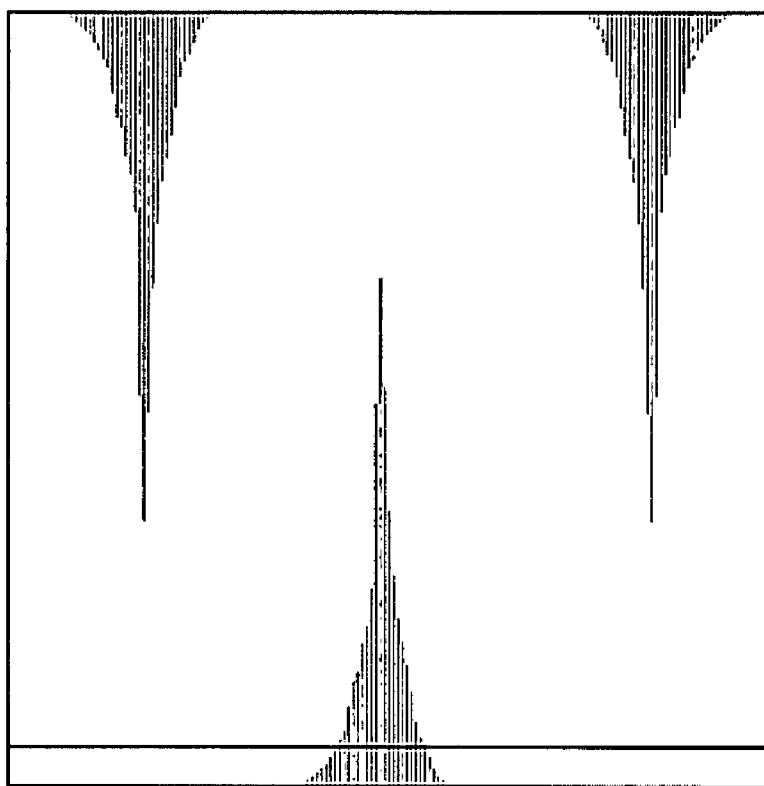


FIG. 7

