



US00D398823S

**United States Patent** [19]  
**Hsieh**

[11] **Patent Number: Des. 398,823**  
[45] **Date of Patent: \*\*Sep. 29, 1998**

[54] **SOCKET WRENCH** 5,476,024 12/1995 Hsieh ..... 81/121.1

[76] Inventor: **Chih-Ching Hsieh**, No. 64, Lane 107,  
Liang Tsun Rd., Fong Yuan City,  
Taichung Hsien, Taiwan

[\*\*] Term: **14 Years**

[21] Appl. No.: **80,366**

[22] Filed: **Dec. 3, 1997**

[51] **LOC (6) Cl.** ..... **08-05**

[52] **U.S. Cl.** ..... **D8/29**

[58] **Field of Search** ..... D8/21-29; 81/119,  
81/121.1, 124.3, 124.4, 124.6, 124.7, 125,  
186

[56] **References Cited**

**U.S. PATENT DOCUMENTS**

D. 359,669	6/1995	Splingaire	.....	D8/29
4,512,220	4/1985	Barnhill et al.	.....	81/121.1
4,930,378	6/1990	Colvin	.....	81/121.1
4,982,627	1/1991	Johnson	.....	81/121.1
5,079,978	1/1992	Kupfer	.....	81/119
5,284,072	2/1994	Wright	.....	81/121.1
5,388,486	2/1995	Ruzicka et al.	.....	81/124.3

**OTHER PUBLICATIONS**

Proto Professional Tools catalog, p. 40, Standard Legth Socket, 6 Point, Feb. 1980.

Proto Professional Tools catalog, p. 60, Thin Wall Deep Length, Feb. 1980.

Mac Tools catalog, p. 58, Standard Socket, 1989.

Snap-on catalog, p. 63, F, G, J1 and K, 1990.

*Primary Examiner*—Sandra L. Morris

*Assistant Examiner*—Richelle Shelton

*Attorney, Agent, or Firm*—Pro-Techtor International Services

[57] **CLAIM**

The ornamental design for socket wrench, as shown and described.

**DESCRIPTION**


FIG. 1 is a perspective view of a socket wrench showing my new design;

FIG. 2 is a top plan view thereof;

FIG. 3 is a side elevational view thereof; and,

FIG. 4 is a bottom plan view thereof.

**1 Claim, 3 Drawing Sheets**






Fig . 1

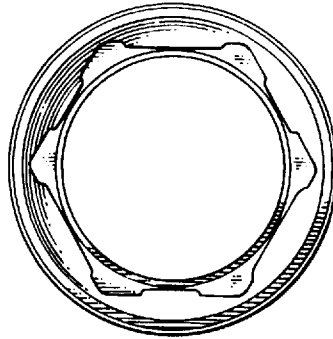


Fig . 2




Fig . 3

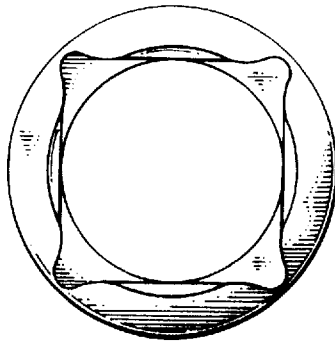


Fig . 4