



US0D1060985S

(12) **United States Design Patent**
Kroshinskaya

(10) **Patent No.:** **US D1,060,985 S**

(45) **Date of Patent:** **** Feb. 11, 2025**

(54) **FOOTWEAR**

(71) Applicant: **Target Brands, Inc.**, Minneapolis, MN (US)

(72) Inventor: **Masha Kroshinskaya**, Minneapolis, MN (US)

(73) Assignee: **Target Brands, Inc.**, Minneapolis, MN (US)

(**) Term: **15 Years**

(21) Appl. No.: **29/922,491**

(22) Filed: **Dec. 22, 2023**

Related U.S. Application Data

(60) Division of application No. 29/889,183, filed on Apr. 10, 2023, now Pat. No. Des. 1,015,703, which is a continuation of application No. 29/745,672, filed on Aug. 7, 2020, now Pat. No. Des. 985,895.

(51) **LOC (15) Cl.** **02-04**

(52) **U.S. Cl.**
USPC **D2/953; D2/916**

(58) **Field of Classification Search**
USPC D2/896-900, 903, 909-915, 916-925, D2/943, 946, 947-953, 959, 969, 971, D2/976

CPC A43B 3/12; A43B 3/122; A43B 17/14; A43B 5/08; A43B 13/02; A43B 13/00; A43B 13/023; A43B 13/12; A43B 13/122; A43B 13/37; A43B 13/141; A43B 13/22; A43B 13/04; A43B 13/223; A43B 13/20; A43B 13/26; A43B 13/16; A43B 13/18

See application file for complete search history.

(56) **References Cited**

U.S. PATENT DOCUMENTS

3,468,040 A 9/1969 Fukuoka
4,020,570 A 5/1977 Shames

4,124,946 A 11/1978 Tomlin
D253,319 S * 11/1979 Dassler D2/960
4,200,997 A 5/1980 Jacobson et al.
4,275,512 A 6/1981 Zeligman et al.
4,300,294 A 11/1981 Riecken
4,446,633 A 5/1984 Scheinhaus et al.
D275,429 S 9/1984 Nakao et al.
4,589,216 A 5/1986 Fuscone
4,793,075 A 12/1988 Thatcher
4,817,302 A 4/1989 Saltsman
4,869,000 A 9/1989 York, Jr.
4,967,750 A 11/1990 Cherniak

(Continued)

FOREIGN PATENT DOCUMENTS

CA 2514808 C 7/2013
CN 205492741 U 8/2016

(Continued)

Primary Examiner — Rashida C. Walshon

(74) *Attorney, Agent, or Firm* — Merchant & Gould P.C.

(57) **CLAIM**

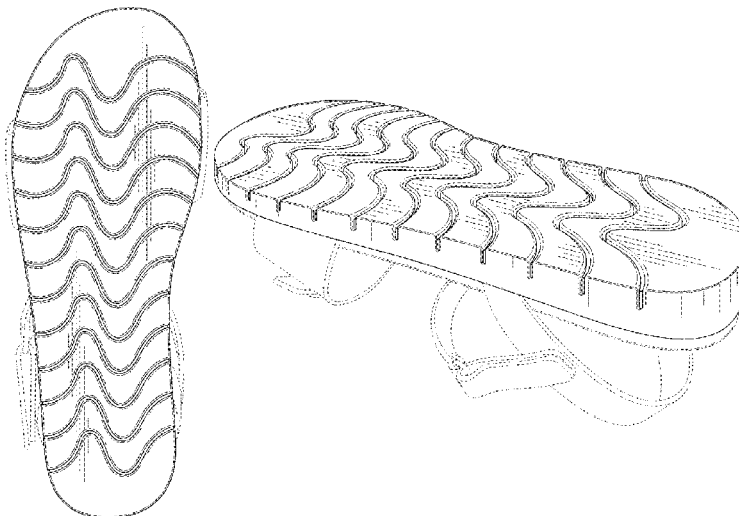
The ornamental design for a footwear as shown and described.

DESCRIPTION

FIG. 1 is front, top and right side perspective view of an embodiment of a footwear according to the new design; FIG. 2 is a bottom, back and left side perspective view thereof; FIG. 3 is a right side elevation view thereof; FIG. 4 is a left side elevation view thereof; FIG. 5 is a front elevation view thereof; FIG. 6 is a back elevation view thereof; FIG. 7 is a top plan view thereof; and, FIG. 8 is a bottom plan view thereof.

The broken lines in the drawings show portions that form no part of the claimed design.

1 Claim, 8 Drawing Sheets



(56)

References Cited

U.S. PATENT DOCUMENTS

5,056,241 A 10/1991 Young
 5,063,692 A 11/1991 Suginaka
 5,205,054 A 4/1993 York, Jr.
 D337,650 S 7/1993 Thomas et al.
 D356,665 S * 3/1995 Lucarelli D2/954
 5,423,134 A 6/1995 Bagnaia et al.
 5,465,506 A 11/1995 Matis et al.
 5,533,278 A 7/1996 Stein
 5,561,919 A 10/1996 Gill
 D376,896 S 12/1996 O'Rorke
 RE35,452 E 2/1997 Sargeant
 5,687,492 A 11/1997 Muraoka
 5,836,090 A 11/1998 Smith
 5,901,394 A 5/1999 Greenawalt
 6,021,585 A 2/2000 Cole
 6,052,920 A 4/2000 Bathum
 6,237,250 B1 5/2001 Aguerre
 D452,770 S 1/2002 Birkenstock
 D453,611 S 2/2002 Birkenstock
 D461,295 S 8/2002 Pollastrelli
 6,543,157 B2 4/2003 Pan
 6,606,803 B1 8/2003 Ritter et al.
 6,637,130 B2 10/2003 Urie et al.
 6,694,641 B1 2/2004 Gill
 D495,123 S 8/2004 Wakatake
 6,772,541 B1 8/2004 Ritter et al.
 D514,779 S 2/2006 Birkenstock
 7,103,993 B2 9/2006 Sakai
 D529,697 S * 10/2006 Earle D2/960
 D540,516 S 4/2007 Weitzman
 D555,881 S 11/2007 Leong et al.
 D576,388 S 9/2008 Del Biondi et al.
 D577,882 S 10/2008 Little
 D578,279 S 10/2008 Del Biondi et al.
 D596,385 S 7/2009 Mcdade et al.
 D607,195 S 1/2010 Feller et al.
 D612,589 S 3/2010 Kovacs
 7,794,417 B1 9/2010 Zimmerman
 7,823,299 B1 11/2010 Brigham
 D637,800 S 5/2011 Della Valle et al.
 D659,359 S 5/2012 Van Zyll De Jong et al.
 D670,893 S 11/2012 Feller
 D679,899 S 4/2013 Taestensen
 8,460,593 B2 6/2013 Fogg et al.
 D703,927 S 5/2014 Taestensen
 8,839,529 B1 9/2014 Levy
 D722,423 S 2/2015 Jones
 9,468,252 B2 10/2016 Dimatteo

D790,820 S 7/2017 Seo
 D793,048 S 8/2017 Seo
 D816,962 S 5/2018 Ellis
 9,955,755 B2 5/2018 Heid
 10,278,454 B2 5/2019 Kohatsu et al.
 D858,058 S 9/2019 Mcmillan
 D858,059 S 9/2019 Mcmillan
 D871,036 S 12/2019 Amago
 D874,101 S 2/2020 Post et al.
 D878,718 S 3/2020 Post et al.
 D879,419 S 3/2020 Post
 D880,117 S 4/2020 Rbenach
 D891,748 S 8/2020 Han
 D895,245 S * 9/2020 Hardigan D2/947
 D901,149 S 11/2020 Strek
 D907,346 S 1/2021 Rezaie
 D919,248 S 5/2021 Post
 D941,567 S 1/2022 Amago
 D943,903 S 2/2022 Gaboriault et al.
 D948,850 S 4/2022 Small
 D959,118 S * 8/2022 Devito D2/951
 D959,800 S 8/2022 Zhou
 D976,540 S * 1/2023 Qu D2/912
 D988,664 S 6/2023 Chedel
 D996,019 S * 8/2023 Chedel D2/951
 2006/0059712 A1 3/2006 Asham
 2006/0288610 A1 12/2006 Laska et al.
 2009/0313854 A1 12/2009 Clarke
 2010/0242305 A1 9/2010 Liu
 2010/0281714 A1 * 11/2010 Carboy A43B 13/14
 36/25 R
 2012/0124860 A1 5/2012 Waddel
 2017/0143071 A1 5/2017 Huang et al.
 2017/0360142 A1 12/2017 Griffin
 2019/0350304 A1 11/2019 Velazquez et al.

FOREIGN PATENT DOCUMENTS

CN 109645617 A 4/2019
 CN 209403674 U 9/2019
 FR 3057741 B3 12/2018
 GB 2046077 A 11/1980
 GB 2377615 B 10/2004
 GB 2550880 A 12/2017
 JP 3217949 U 9/2018
 KR 100719159 B1 5/2007
 KR 1020100038481 A 4/2010
 KR 1020160147227 A 12/2016
 WO 2012031801 A1 3/2012

* cited by examiner

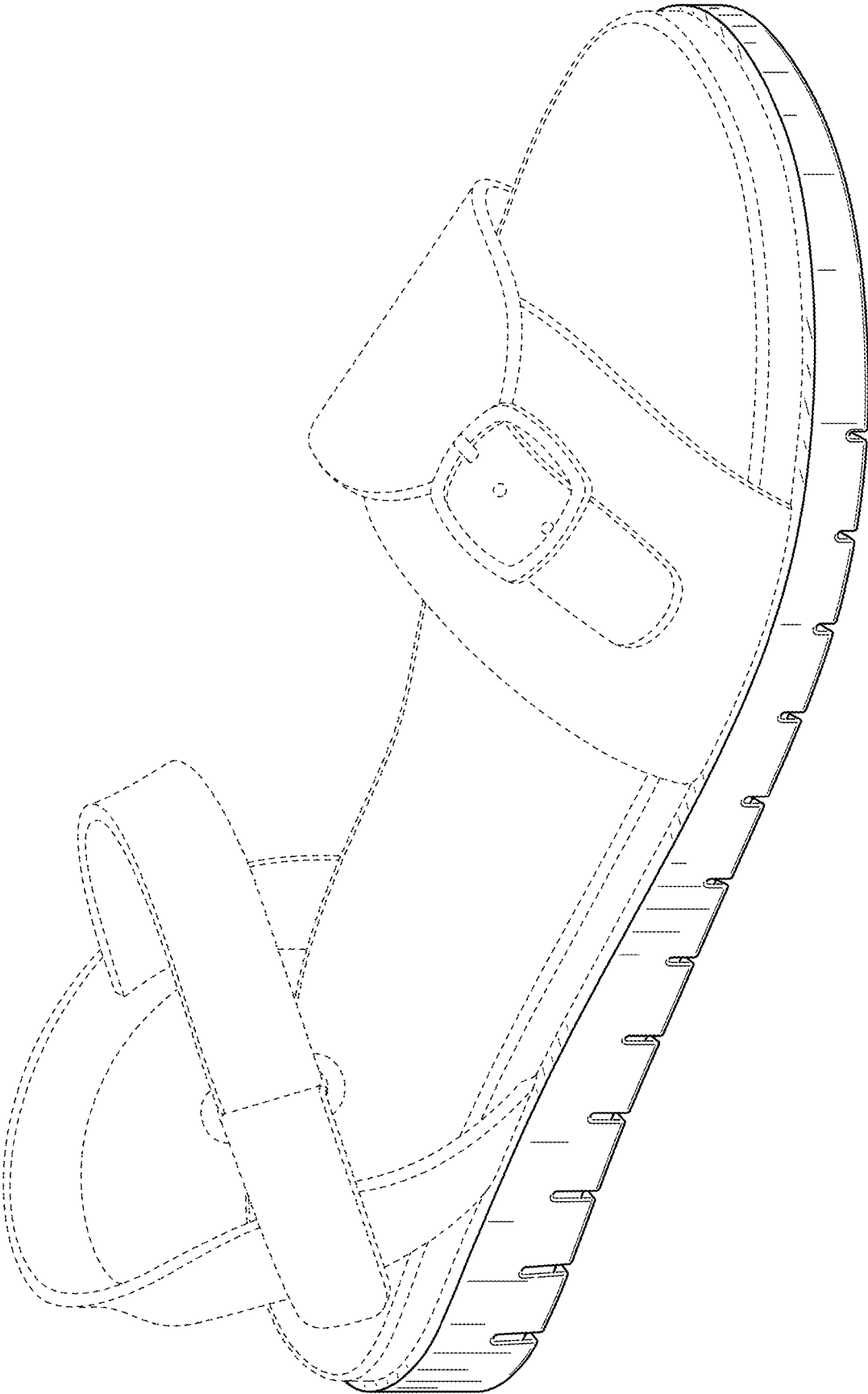


FIG. 1

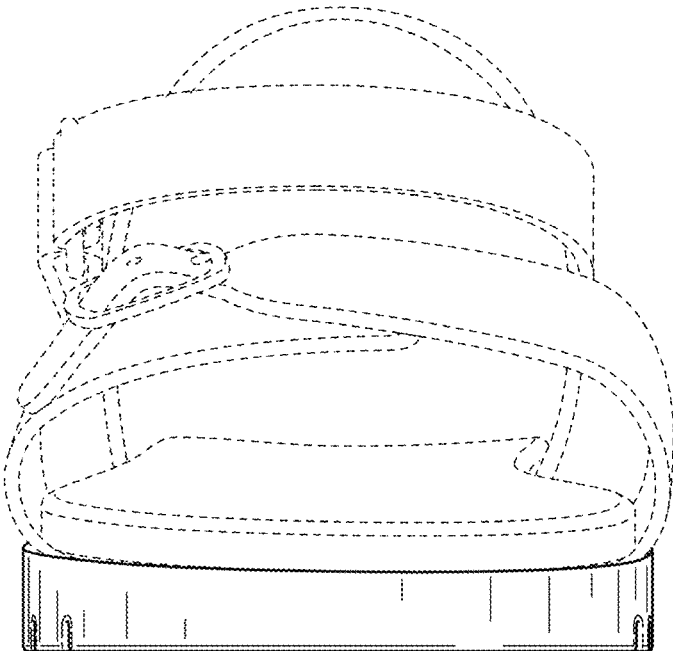


FIG. 2

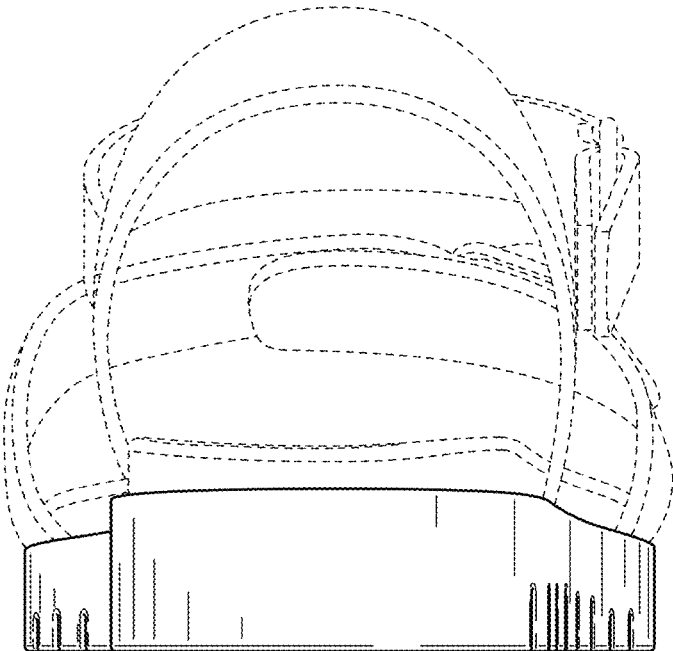


FIG. 3

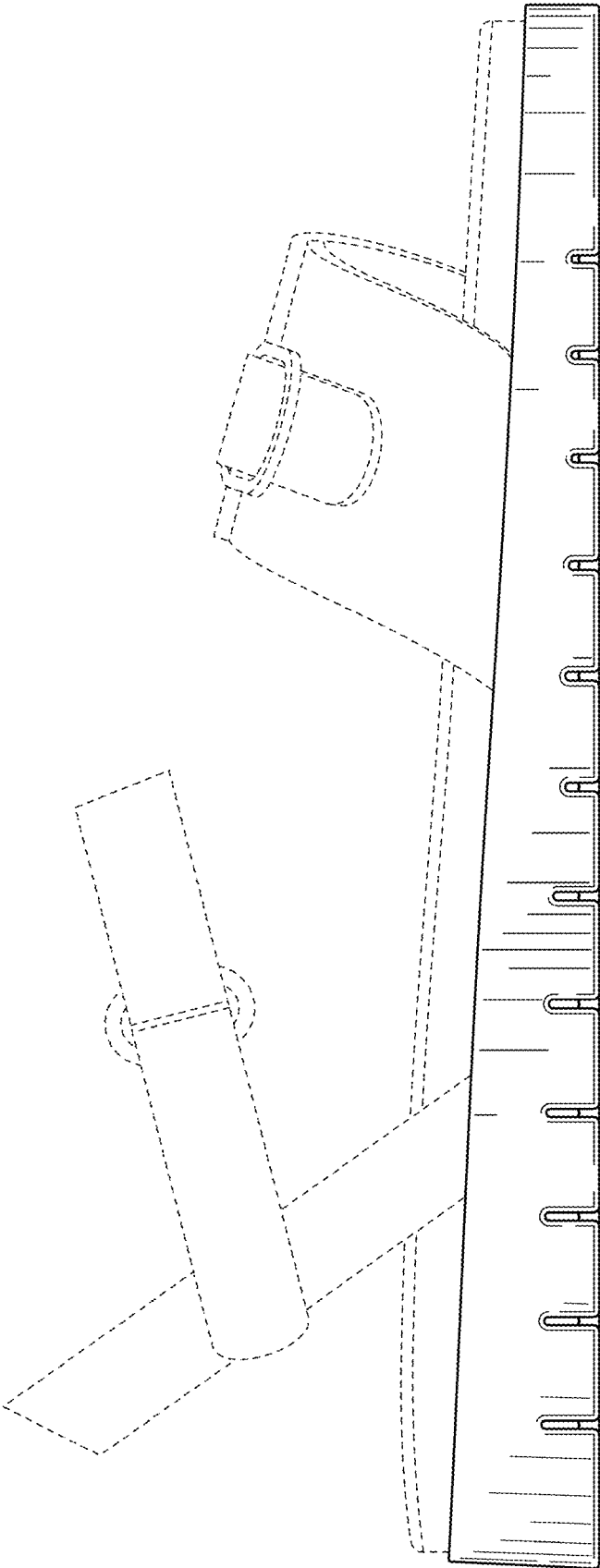


FIG. 4

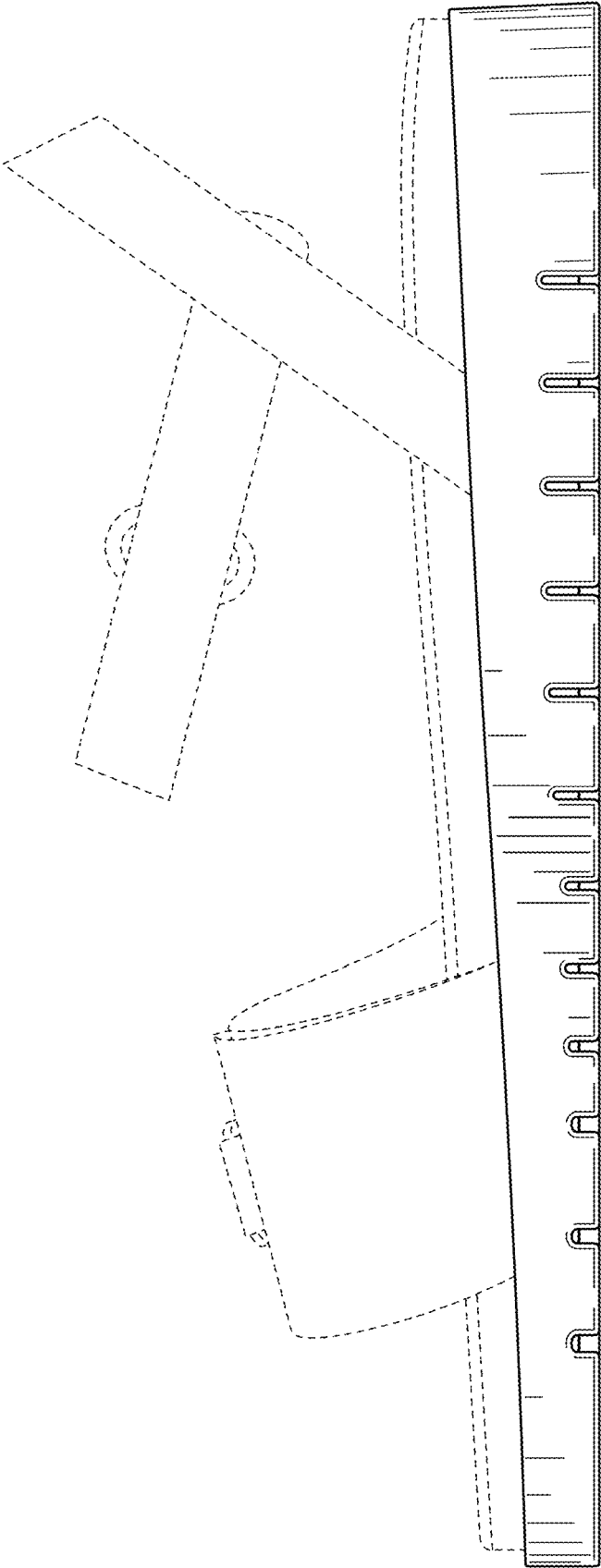


FIG. 5

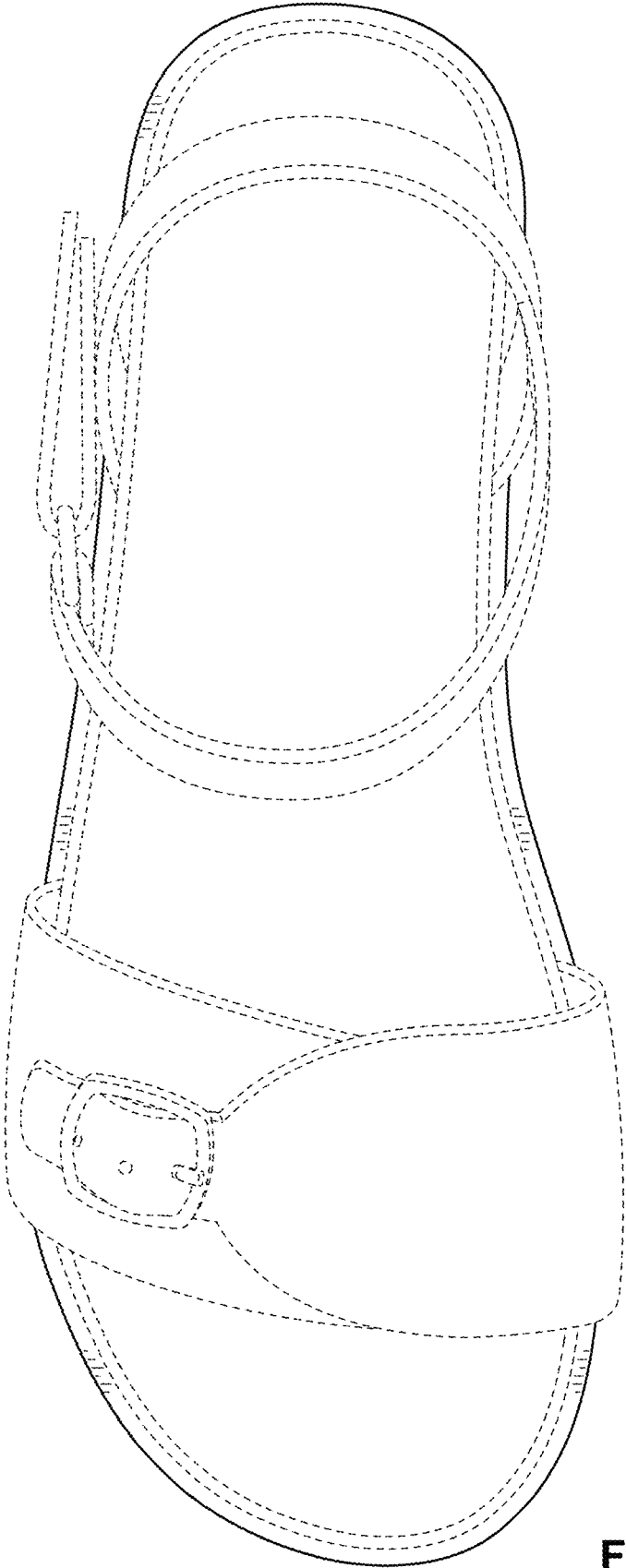


FIG. 6

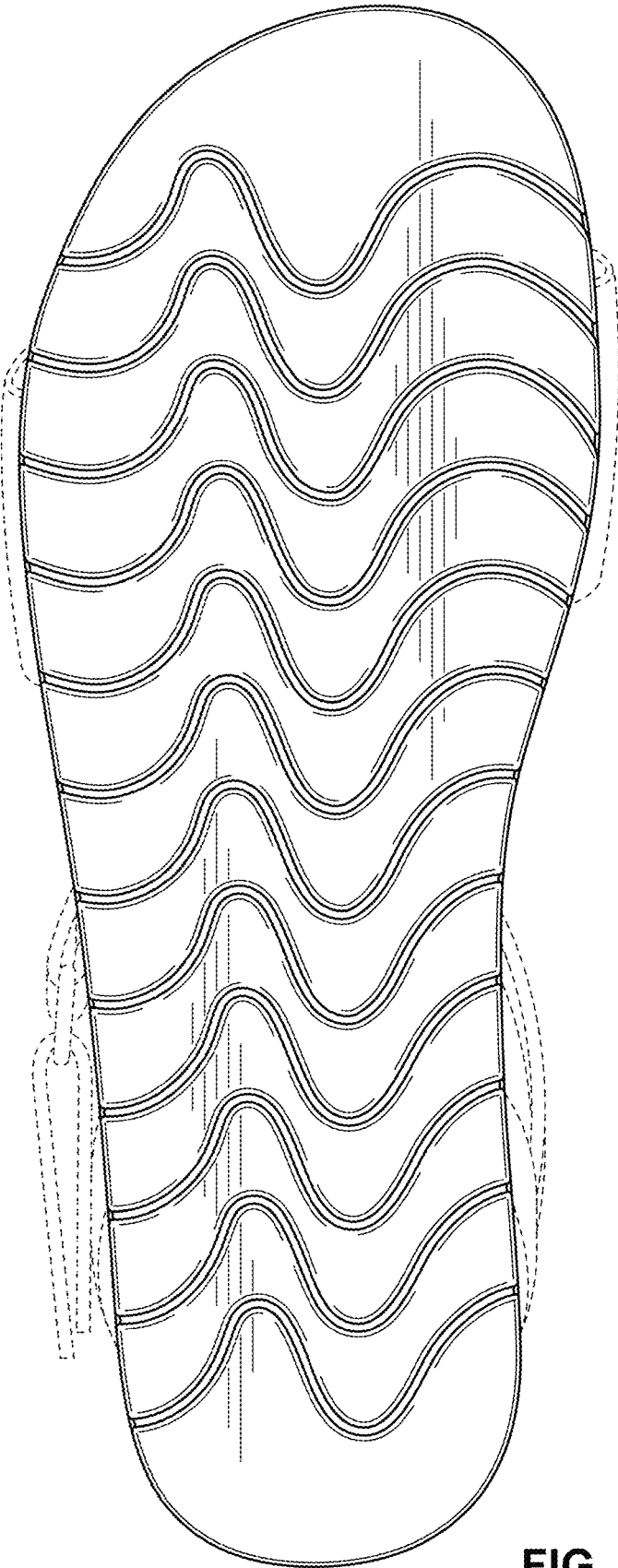


FIG. 7

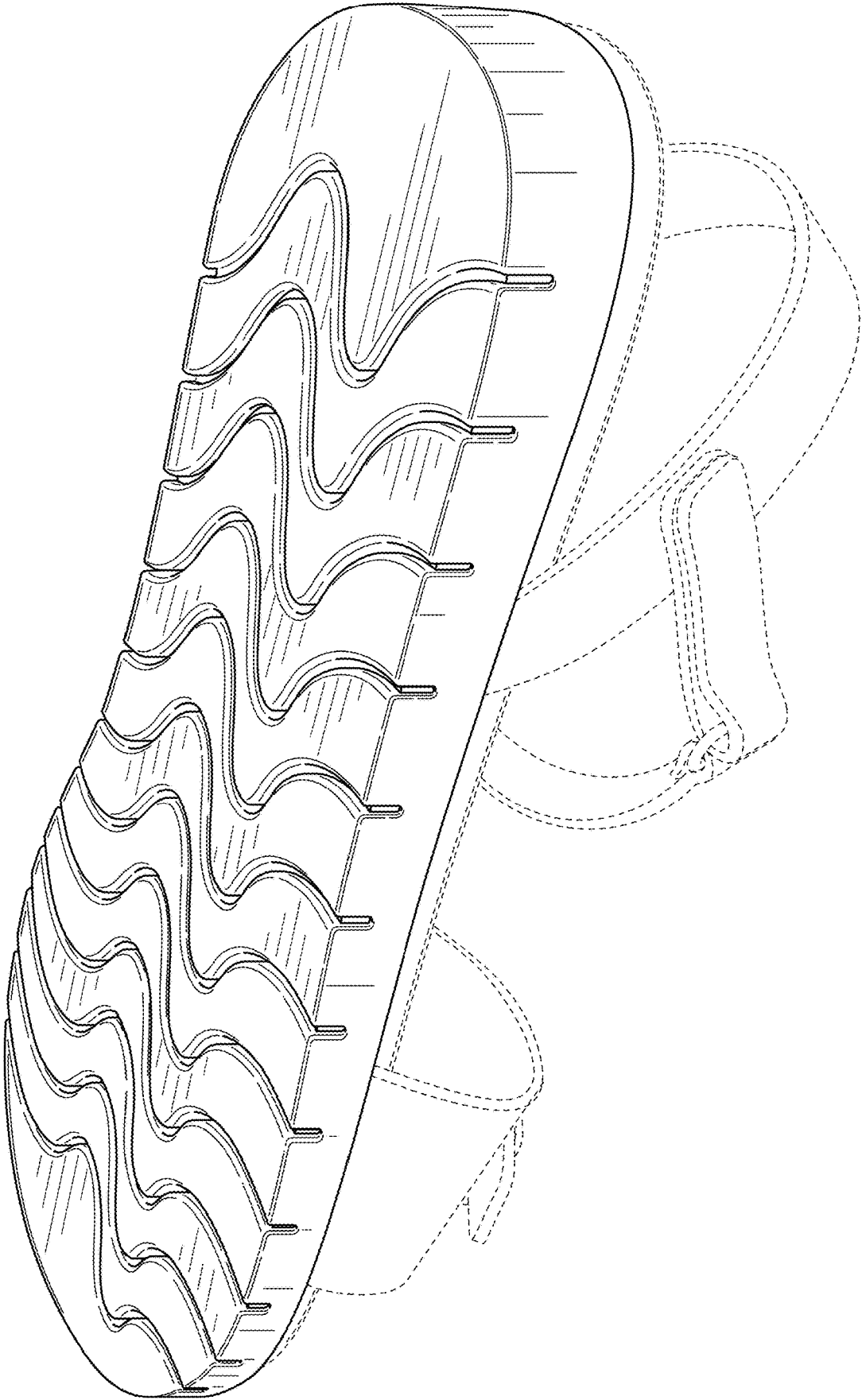


FIG. 8