



US 20170107205A1

(19) **United States**(12) **Patent Application Publication**
HADIDA RUAH et al.(10) **Pub. No.: US 2017/0107205 A1**(43) **Pub. Date: Apr. 20, 2017**(54) **MODULATORS OF ATP-BINDING
CASSETTE TRANSPORTERS**(71) Applicant: **Vertex Pharmaceuticals Incorporated,**
Boston, MA (US)(72) Inventors: **Sara S. HADIDA RUAH**, La Jolla, CA
(US); **Matthew M. Hamilton**,
Hackettstown, NJ (US); **Mark Miller**,
San Diego, CA (US); **Peter D.J.**
Grootenhuis, San Diego, CA (US);
Brian Bear, Carlsbad, CA (US); **Jason**
McCartney, Cardiff by the Sea, CA
(US); **Jinglan Zhou**, San Diego, CA
(US)(73) Assignee: **Vertex Pharmaceuticals Incorporated,**
Boston, MA (US)(21) Appl. No.: **15/170,263**(22) Filed: **Jun. 1, 2016****Related U.S. Application Data**(63) Continuation of application No. 14/994,487, filed on
Jan. 13, 2016, now abandoned, which is a continu-ation of application No. 13/871,349, filed on Apr. 26,
2013, now abandoned, which is a continuation of
application No. 12/114,935, filed on May 5, 2008,
now Pat. No. 8,993,600, which is a continuation of
application No. PCT/US2006/043289, filed on Nov.
8, 2006.(60) Provisional application No. 60/802,458, filed on May
22, 2006, provisional application No. 60/754,086,
filed on Dec. 27, 2005, provisional application No.
60/734,506, filed on Nov. 8, 2005.**Publication Classification**(51) **Int. Cl.**
C07D 405/12 (2006.01)(52) **U.S. Cl.**
CPC **C07D 405/12** (2013.01)(57) **ABSTRACT**Compounds of the present invention, and pharmaceutically
acceptable compositions thereof, are useful as modulators of
ATP-Binding Cassette ("ABC") transporters or fragments
thereof, including Cystic Fibrosis Transmembrane Conduc-
tance Regulator ("CFTR"). The present invention also
relates to methods of treating ABC transporter mediated
diseases using compounds of the present invention.

MODULATORS OF ATP-BINDING CASSETTE TRANSPORTERS

CROSS-REFERENCE TO RELATED APPLICATIONS

[0001] The present application is a continuing application of and claims the benefit of priority under 35 U.S.C. §120 of co-pending International Application Serial No. PCT/US06/043289, filed Nov. 8, 2006, which claims the benefit, under 35 U.S.C. §119, of U.S. provisional patent application Ser. Nos. 60/734,506, filed on Nov. 8, 2005; 60/754,086, filed on Dec. 27, 2005; and 60/802,458, filed on May 22, 2006, the entire contents of each of above applications is incorporated herein by reference.

TECHNICAL FIELD OF THE INVENTION

[0002] The present invention relates to modulators of ATP-Binding Cassette (“ABC”) transporters or fragments thereof, including Cystic Fibrosis Transmembrane Conductance Regulator (“CFTR”), compositions thereof, and methods therewith. The present invention also relates to methods of treating ABC transporter mediated diseases using such modulators.

BACKGROUND OF THE INVENTION

[0003] ABC transporters are a family of membrane transporter proteins that regulate the transport of a wide variety of pharmacological agents, potentially toxic drugs, and xenobiotics, as well as anions. ABC transporters are homologous membrane proteins that bind and use cellular adenosine triphosphate (ATP) for their specific activities. Some of these transporters were discovered as multi-drug resistance proteins (like the MDR1-P glycoprotein, or the multi-drug resistance protein, MRP1), defending malignant cancer cells against chemotherapeutic agents. To date, 48 ABC Transporters have been identified and grouped into 7 families based on their sequence identity and function.

[0004] ABC transporters regulate a variety of important physiological roles within the body and provide defense against harmful environmental compounds. Because of this, they represent important potential drug targets for the treatment of diseases associated with defects in the transporter, prevention of drug transport out of the target cell, and intervention in other diseases in which modulation of ABC transporter activity may be beneficial.

[0005] One member of the ABC transporter family commonly associated with disease is the cAMP/ATP-mediated anion channel, CFTR. CFTR is expressed in a variety of cells types, including absorptive and secretory epithelia cells, where it regulates anion flux across the membrane, as well as the activity of other ion channels and proteins. In epithelia cells, normal functioning of CFTR is critical for the maintenance of electrolyte transport throughout the body, including respiratory and digestive tissue. CFTR is composed of approximately 1480 amino acids that encode a protein made up of a tandem repeat of transmembrane domains, each containing six transmembrane helices and a nucleotide binding domain. The two transmembrane domains are linked by a large, polar, regulatory (R)-domain with multiple phosphorylation sites that regulate channel activity and cellular trafficking.

[0006] The gene encoding CFTR has been identified and sequenced (See Gregory, R. J. et al. (1990) Nature 347:382-

386; Rich, D. P. et al. (1990) Nature 347:358-362), (Riordan, J. R. et al. (1989) Science 245:1066-1073). A defect in this gene causes mutations in CFTR resulting in Cystic Fibrosis (“CF”), the most common fatal genetic disease in humans. Cystic Fibrosis affects approximately one in every 2,500 infants in the United States. Within the general United States population, up to 10 million people carry a single copy of the defective gene without apparent ill effects. In contrast, individuals with two copies of the CF associated gene suffer from the debilitating and fatal effects of CF, including chronic lung disease.

[0007] In patients with cystic fibrosis, mutations in CFTR endogenously expressed in respiratory epithelia leads to reduced apical anion secretion causing an imbalance in ion and fluid transport. The resulting decrease in anion transport contributes to enhanced mucus accumulation in the lung and the accompanying microbial infections that ultimately cause death in CF patients. In addition to respiratory disease, CF patients typically suffer from gastrointestinal problems and pancreatic insufficiency that, if left untreated, results in death. In addition, the majority of males with cystic fibrosis are infertile and fertility is decreased among females with cystic fibrosis. In contrast to the severe effects of two copies of the CF associated gene, individuals with a single copy of the CF associated gene exhibit increased resistance to cholera and to dehydration resulting from diarrhea—perhaps explaining the relatively high frequency of the CF gene within the population.

[0008] Sequence analysis of the CFTR gene of CF chromosomes has revealed a variety of disease causing mutations (Cutting, G. R. et al. (1990) Nature 346:366-369; Dean, M. et al. (1990) Cell 61:863-870; and Kerem, B-S. et al. (1989) Science 245:1073-1080; Kerem, B-S et al. (1990) Proc. Natl. Acad. Sci. USA 87:8447-8451). To date, >1000 disease causing mutations in the CF gene have been identified (<http://www.genet.sickkids.on.ca/cftr/>). The most prevalent mutation is a deletion of phenylalanine at position 508 of the CFTR amino acid sequence, and is commonly referred to as ΔF508-CFTR. This mutation occurs in approximately 70% of the cases of cystic fibrosis and is associated with a severe disease.

[0009] The deletion of residue 508 in ΔF508-CFTR prevents the nascent protein from folding correctly. This results in the inability of the mutant protein to exit the ER, and traffic to the plasma membrane. As a result, the number of channels present in the membrane is far less than observed in cells expressing wild-type CFTR. In addition to impaired trafficking, the mutation results in defective channel gating. Together, the reduced number of channels in the membrane and the defective gating lead to reduced anion transport across epithelia leading to defective ion and fluid transport. (Quinton, P. M. (1990), FASEB J. 4: 2709-2727). Studies have shown, however, that the reduced numbers of ΔF508-CFTR in the membrane are functional, albeit less than wild-type CFTR. (Dalemans et al. (1991), Nature Lond. 354: 526-528; Denning et al., supra; Pasyk and Foskett (1995), J. Cell. Biochem. 270: 12347-50). In addition to ΔF508-CFTR, other disease causing mutations in CFTR that result in defective trafficking, synthesis, and/or channel gating could be up- or down-regulated to alter anion secretion and modify disease progression and/or severity.

[0010] Although CFTR transports a variety of molecules in addition to anions, it is clear that this role (the transport of anions) represents one element in an important mecha-

nism of transporting ions and water across the epithelium. The other elements include the epithelial Na^+ channel, ENaC , $\text{Na}^+/\text{2Cl}^-/\text{K}^+$ co-transporter, $\text{Na}^+—\text{K}^+$ -ATPase pump and the basolateral membrane K^+ channels, that are responsible for the uptake of chloride into the cell.

[0011] These elements work together to achieve directional transport across the epithelium via their selective expression and localization within the cell. Chloride absorption takes place by the coordinated activity of ENaC and CFTR present on the apical membrane and the $\text{Na}^+—\text{K}^+$ -ATPase pump and Cl^- channels expressed on the basolateral surface of the cell. Secondary active transport of chloride from the luminal side leads to the accumulation of intracellular chloride, which can then passively leave the cell via Cl^- channels, resulting in a vectorial transport. Arrangement of $\text{Na}^+/\text{2Cl}^-/\text{K}^+$ co-transporter, $\text{Na}^+—\text{K}^+$ -ATPase pump and the basolateral membrane K^+ channels on the basolateral surface and CFTR on the luminal side coordinate the secretion of chloride via CFTR on the luminal side. Because water is probably never actively transported itself, its flow across epithelia depends on tiny transepithelial osmotic gradients generated by the bulk flow of sodium and chloride.

[0012] In addition to Cystic Fibrosis, modulation of CFTR activity may be beneficial for other diseases not directly caused by mutations in CFTR, such as secretory diseases and other protein folding diseases mediated by CFTR. These include, but are not limited to, chronic obstructive pulmonary disease (COPD), dry eye disease, and Sjögren's Syndrome.

[0013] COPD is characterized by airflow limitation that is progressive and not fully reversible. The airflow limitation is due to mucus hypersecretion, emphysema, and bronchiolitis. Activators of mutant or wild-type CFTR offer a potential treatment of mucus hypersecretion and impaired mucociliary clearance that is common in COPD. Specifically, increasing anion secretion across CFTR may facilitate fluid transport into the airway surface liquid to hydrate the mucus and optimized periciliary fluid viscosity. This would lead to enhanced mucociliary clearance and a reduction in the symptoms associated with COPD. Dry eye disease is characterized by a decrease in tear aqueous production and abnormal tear film lipid, protein and mucin profiles. There are many causes of dry eye, some of which include age, Lasik eye surgery, arthritis, medications, chemical/thermal burns, allergies, and diseases, such as Cystic Fibrosis and Sjögren's syndrome. Increasing anion secretion via CFTR would enhance fluid transport from the corneal endothelial cells and secretory glands surrounding the eye to increase corneal hydration. This would help to alleviate the symptoms associated with dry eye disease. Sjögren's syndrome is an autoimmune disease in which the immune system attacks moisture-producing glands throughout the body, including the eye, mouth, skin, respiratory tissue, liver, vagina, and gut. Symptoms, include, dry eye, mouth, and vagina, as well as lung disease. The disease is also associated with rheumatoid arthritis, systemic lupus, systemic sclerosis, and polymyositis/dermatomyositis. Defective protein trafficking is believed to cause the disease, for which treatment options are limited. Modulators of CFTR activity may hydrate the various organs afflicted by the disease and help to elevate the associated symptoms.

[0014] As discussed above, it is believed that the deletion of residue 508 in ΔF508 -CFTR prevents the nascent protein from folding correctly, resulting in the inability of this

mutant protein to exit the ER, and traffic to the plasma membrane. As a result, insufficient amounts of the mature protein are present at the plasma membrane and chloride transport within epithelial tissues is significantly reduced. In fact, this cellular phenomenon of defective ER processing of ABC transporters by the ER machinery has been shown to be the underlying basis not only for CF disease, but for a wide range of other isolated and inherited diseases. The two ways that the ER machinery can malfunction is either by loss of coupling to ER export of the proteins leading to degradation, or by the ER accumulation of these defective/misfolded proteins [Aridor M, et al., *Nature Med.*, 5(7), pp 745-751 (1999); Shastri, B. S., et al., *Neurochem. International*, 43, pp 1-7 (2003); Rutishauser, J., et al., *Swiss Med Wkly*, 132, pp 211-222 (2002); Morello, J P et al., *TIPS*, 21, pp. 466-469 (2000); Bross P, et al., *Human Mut.*, 4, pp. 186-198 (1999)]. The diseases associated with the first class of ER malfunction are Cystic fibrosis (due to misfolded ΔF508 -CFTR as discussed above), Hereditary emphysema (due to α_1 -antitrypsin; non Piz variants), Hereditary hemochromatosis, Coagulation-Fibrinolysis deficiencies, such as Protein C deficiency, Type 1 hereditary angioedema. Lipid processing deficiencies, such as Familial hypercholesterolemia, Type 1 chylomicronemia, Abetalipoproteinemia, Lysosomal storage diseases, such as 1-cell disease/Pseudo-Hurler, Mucopolysaccharidoses (due to Lysosomal processing enzymes), Sandhoff/Tay-Sachs (due to β -Hexosaminidase), Crigler-Najjar type II (due to UDP-glucuronyl-sialyl-transferase), Polyendocrinopathy/Hyperinsulemia, Diabetes mellitus (due to Insulin receptor), Laron dwarfism (due to Growth hormone receptor), Myeloperoxidase deficiency, Primary hypoparathyroidism (due to Parathyroid hormone), Melanoma (due to Tyrosinase). The diseases associated with the latter class of ER malfunction are Glycanosis CDG type 1, Hereditary emphysema (due to α_1 -Antitrypsin (PiZ variant). Congenital hyperthyroidism, Osteogenesis imperfecta (due to Type I, II, IV procollagen), Hereditary hypofibrinogenemia (due to Fibrinogen). ACT deficiency (due to α_1 -Antichymotrypsin), Diabetes insipidus (DI), Neurophyseal DI (due to Vasopressin hormone/V2-receptor), Neprogenic DI (due to Aquaporin II), Charcot-Marie Tooth syndrome (due to Peripheral myelin protein 22), Perlizaeus-Merzbacher disease, neurodegenerative diseases such as Alzheimer's disease (due to β APP and presenilins), Parkinson's disease, Amyotrophic lateral sclerosis, Progressive supranuclear palsy, Pick's disease, several polyglutamine neurological disorders asuch as Huntington, Spinocerebellar ataxia type I, Spinal and bulbar muscular atrophy. Dentatorubal pallidolysian, and Myotonic dystrophy, as well as Spongiform encephalopathies, such as Hereditary Creutzfeldt-Jakob disease (due to Prion protein processing defect), Fabry disease (due to lysosomal α -galactosidase A) and Straussler-Scheinker syndrome (due to Prp processing defect).

[0015] In addition to up-regulation of CFTR activity, reducing anion secretion by CFTR modulators may be beneficial for the treatment of secretory diarrheas, in which epithelial water transport is dramatically increased as a result of secretagogue activated chloride transport. The mechanism involves elevation of cAMP and stimulation of CFTR.

[0016] Although there are numerous causes of diarrhea, the major consequences of diarrheal diseases, resulting from

excessive chloride transport are common to all, and include dehydration, acidosis, impaired growth and death.

[0017] Acute and chronic diarrheas represent a major medical problem in many areas of the world. Diarrhea is both a significant factor in malnutrition and the leading cause of death (5,000,000 deaths/year) in children less than five years old.

[0018] Secretory diarrheas are also a dangerous condition in patients of acquired immunodeficiency syndrome (AIDS) and chronic inflammatory bowel disease (IBD). 16 million travelers to developing countries from industrialized nations every year develop diarrhea, with the severity and number of cases of diarrhea varying depending on the country and area of travel.

[0019] Diarrhea in barn animals and pets such as cows, pigs, and horses, sheep, goats, cats and dogs, also known as scours, is a major cause of death in these animals. Diarrhea can result from any major transition, such as weaning or physical movement, as well as in response to a variety of bacterial or viral infections and generally occurs within the first few hours of the animal's life.

[0020] The most common diarrhea causing bacteria is enterotoxigenic *E-coli* (ETEC) having the K99 pilus antigen. Common viral causes of diarrhea include rotavirus and coronavirus. Other infectious agents include *cryptosporidium*, *giardia lamblia*, and *salmonella*, among others.

[0021] Symptoms of rotaviral infection include excretion of watery feces, dehydration and weakness. Coronavirus causes a more severe illness in the newborn animals, and has a higher mortality rate than rotaviral infection. Often, however, a young animal may be infected with more than one virus or with a combination of viral and bacterial microorganisms at one time. This dramatically increases the severity of the disease.

[0022] Accordingly, there is a need for modulators of an ABC transporter activity, and compositions thereof, that can be used to modulate the activity of the ABC transporter in the cell membrane of a mammal.

[0023] There is a need for methods of treating ABC transporter mediated diseases using such modulators of ABC transporter activity.

[0024] There is a need for methods of modulating an ABC transporter activity in an ex vivo cell membrane of a mammal.

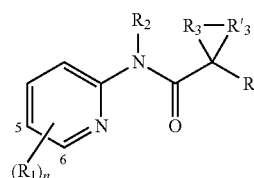
[0025] There is a need for modulators of CFTR activity that can be used to modulate the activity of CFTR in the cell membrane of a mammal.

[0026] There is a need for methods of treating CFTR-mediated diseases using such modulators of CFTR activity.

[0027] There is a need for methods of modulating CFTR activity in an ex vivo cell membrane of a mammal.

SUMMARY OF THE INVENTION

[0028] It has now been found that compounds of this invention, and pharmaceutically acceptable compositions thereof, are useful as modulators of ABC transporter activity. These compounds have the general formula (I):



(I)

[0029] or a pharmaceutically acceptable salt thereof, wherein R_1 , R_2 , R_3 , R_3' , R_4 , and n are described herein.

[0030] These compounds and pharmaceutically acceptable compositions are useful for treating or lessening the severity of a variety of diseases, disorders, or conditions, including, but not limited to, cystic fibrosis, hereditary emphysema, hereditary hemochromatosis, coagulation-fibrinolysis deficiencies, such as protein C deficiency, Type 1 hereditary angioedema, lipid processing deficiencies, such as familial hypercholesterolemia, Type 1 chylomicronemia, abetalipoproteinemia, lysosomal storage diseases, such as I-cell disease/pseudo-Hurler, mucopolysaccharidoses, Sandhoff/Tay-Sachs, Crigler-Najjar type II, polyendocrinopathy/hyperinsulemia, Diabetes Mellitus, Laron dwarfism, myeloperoxidase deficiency, primary hypoparathyroidism, melanoma, glycanosis CDG type 1, hereditary emphysema, congenital hyperthyroidism, osteogenesis imperfecta, hereditary hypofibrinogenemia, ACT deficiency, Diabetes Insipidus (DI), neurophyseal DI, neprogenic DI, Charcot-Marie Tooth syndrome, Perlizaeus-Merzbacher disease, neurodegenerative diseases such as Alzheimer's disease, Parkinson's disease, amyotrophic lateral sclerosis, progressive supranuclear palsy, Pick's disease, several polyglutamine neurological disorders such as Huntington, spinocerebellar ataxia type I, spinal and bulbar muscular atrophy, dentatorubal pallidoluisian, and myotonic dystrophy, as well as spongiform encephalopathies, such as hereditary Creutzfeldt-Jakob disease, Fabry disease, Strausler-Scheinker syndrome, COPD, dry-eye disease, and Sjogren's disease.

DETAILED DESCRIPTION OF THE INVENTION

Definitions

[0031] As used herein, the following definitions shall apply unless otherwise indicated.

[0032] The term "ABC-transporter" as used herein means an ABC-transporter protein or a fragment thereof comprising at least one binding domain, wherein said protein or fragment thereof is present in vivo or in vitro. The term "binding domain" as used herein means a domain on the ABC-transporter that can bind to a modulator. See, e.g., Hwang, T. C. et al., J. Gen. Physiol. (1998): 111(3), 477-90.

[0033] The term "CFTR" as used herein means cystic fibrosis transmembrane conductance regulator or a mutation thereof capable of regulator activity, including, but not limited to, $\Delta F508$ CFTR and G551D CFTR (see, e.g., <http://www.genet.sickkids.on.ca/cftr/>, for CFTR mutations).

[0034] The term "modulating" as used herein means increasing or decreasing, e.g. activity, by a measurable amount. Compounds that modulate ABC Transporter activity, such as CFTR activity, by increasing the activity of the ABC Transporter, e.g., a CFTR anion channel, are called

agonists. Compounds that modulate ABC Transporter activity, such as CFTR activity, by decreasing the activity of the ABC Transporter, e.g., CFTR anion channel, are called antagonists. An agonist interacts with an ABC Transporter, such as CFTR anion channel, to increase the ability of the receptor to transduce an intracellular signal in response to endogenous ligand binding. An antagonist interacts with an ABC Transporter, such as CFTR, and competes with the endogenous ligand(s) or substrate(s) for binding site(s) on the receptor to decrease the ability of the receptor to transduce an intracellular signal in response to endogenous ligand binding.

[0035] The phrase “treating or reducing the severity of an ABC Transporter mediated disease” refers both to treatments for diseases that are directly caused by ABC Transporter and/or CFTR activities and alleviation of symptoms of diseases not directly caused by ABC Transporter and/or CFTR anion channel activities. Examples of diseases whose symptoms may be affected by ABC Transporter and/or CFTR activity include, but are not limited to, Cystic fibrosis, Hereditary emphysema, Hereditary hemochromatosis, Coagulation-Fibrinolysis deficiencies, such as Protein C deficiency, Type 1 hereditary angioedema. Lipid processing deficiencies, such as Familial hypercholesterolemia, Type 1 chylomicronemia, Abetalipoproteinemia, Lysosomal storage diseases, such as I-cell disease/Pseudo-Hurler, Mucopolysaccharidoses, Sandhof/Tay-Sachs, Crigler-Najjar type II, Polyendocrinopathy/Hyperinsulemia, Diabetes mellitus, Laron dwarfism, Myeloperoxidase deficiency, Primary hypoparathyroidism, Melanoma, Glycanosis CDG type 1, Hereditary emphysema, Congenital hyperthyroidism, Osteogenesis imperfecta, Hereditary hypofibrinogenemia, ACT deficiency, Diabetes insipidus (DI). Neurophyseal DI, Nephrogenic DI, Charcot-Marie Tooth syndrome, Perlizaeus-Merzbacher disease, neurodegenerative diseases such as Alzheimer’s disease, Parkinson’s disease, Amyotrophic lateral sclerosis, Progressive supranuclear palsy, Pick’s disease, several polyglutamine neurological disorders asuch as Huntington, Spinocerebellar ataxia type I, Spinal and bulbar muscular atrophy, Dentatorubal pallidoluyian, and Myotonic dystrophy, as well as Spongiform encephalopathies, such as Hereditary Creutzfeldt-Jakob disease, Fabry disease, Straussler-Scheinker syndrome, COPD, dry-eye disease, and Sjogren’s disease.

[0036] For purposes of this invention, the chemical elements are identified in accordance with the Periodic Table of the Elements, CAS version, Handbook of Chemistry and Physics, 75th Ed. Additionally, general principles of organic chemistry are described in “Organic Chemistry”, Thomas Sorrell, University Science Books, Sausalito: 1999, and “March’s Advanced Organic Chemistry”, 5th Ed., Ed.: Smith, M. B. and March, J., John Wiley & Sons, New York: 2001, the entire contents of which are hereby incorporated by reference.

[0037] For purposes of this invention, the chemical elements are identified in accordance with the Periodic Table of the Elements, CAS version, Handbook of Chemistry and Physics, 75th Ed. Additionally, general principles of organic chemistry are described in “Organic Chemistry”. Thomas Sorrell, University Science Books, Sausalito: 1999, and “March’s Advanced Organic Chemistry”, 5th Ed., Ed.: Smith, M. B. and March, J., John Wiley & Sons, New York: 2001.

[0038] As used herein the term “aliphatic” encompasses the terms alkyl, alkenyl, alkynyl, each of which being optionally substituted as set forth below.

[0039] As used herein, an “alkyl” group refers to a saturated aliphatic hydrocarbon group containing 1-8 (e.g., 1-6 or 1-4) carbon atoms. An alkyl group can be straight or branched. Examples of alkyl groups include, but are not limited to, methyl, ethyl, propyl, isopropyl, butyl, isobutyl, sec-butyl, tert-butyl, n-pentyl, n-heptyl, or 2-ethylhexyl. An alkyl group can be substituted (i.e., optionally substituted) with one or more substituents such as halo, cycloaliphatic [e.g., cycloalkyl or cycloalkenyl], heterocycloaliphatic [e.g., heterocycloalkyl or heterocycloalkenyl], aryl, heteroaryl, alkoxy, aroyl, heteroaroyl, acyl [e.g., (aliphatic)carbonyl, (cycloaliphatic)carbonyl, or (heterocycloaliphatic)carbonyl], nitro, cyano, amido [e.g., (cycloalkylalkyl)carbonylamino, arylcarbonylamino, aralkylcarbonylamino, (heterocycloalkyl)carbonylamino, (heterocycloalkylalkyl)carbonylamino, heteroarylcarbonylamino, heteroaralkylcarbonylamino], amino [e.g., aliphaticamino, cycloaliphaticamino, or heterocycloaliphaticamino], sulfonyl [e.g., aliphaticsulfonyl], sulfinyl, sulfanyl, sulfoxy, urea, thiourea, sulfamoyl, sulfamide, oxo, carboxy, carbamoyl, cycloaliphaticoxy, heterocycloaliphaticoxy, aryloxy, heteroaryloxy, aralkyloxy, heteroarylalkoxy, alkoxy carbonyl, alkylcarbonyloxy, or hydroxy. Without limitation, some examples of substituted alkyls include carboxyalkyl (such as HOOC-alkyl, alkoxy carbonylalkyl, and alkylcarbonyloxyalkyl), cyanoalkyl, hydroxyalkyl, alkoxyalkyl, acylalkyl, hydroxyalkyl, aralkyl, (alkoxyaryl)alkyl, (sulfonylamino)alkyl (such as (alkylsulfonylamino)alkyl), aminoalkyl, amidoalkyl, (cycloaliphatic)alkyl, cyanoalkyl, or haloalkyl.

[0040] As used herein, an “alkenyl” group refers to an aliphatic carbon group that contains 2-8 (e.g., 2-6 or 2-4) carbon atoms and at least one double bond. Like an alkyl group, an alkenyl group can be straight or branched. Examples of an alkenyl group include, but are not limited to, allyl, isoprenyl, 2-butenyl, and 2-hexenyl. An alkenyl group can be optionally substituted with one or more substituents such as halo, cycloaliphatic, heterocycloaliphatic, aryl, heteroaryl, alkoxy, aroyl, heteroaroyl, acyl [e.g., (cycloaliphatic)carbonyl, or (heterocycloaliphatic)carbonyl], nitro, cyano, acyl [e.g., aliphaticcarbonyl, cycloaliphaticcarbonyl, arylcarbonyl, heterocycloaliphaticcarbonyl or heteroarylcarbonyl], amido [e.g., (cycloalkylalkyl)carbonylamino, arylcarbonylamino, aralkylcarbonylamino, (heterocycloalkyl)carbonylamino, (heterocycloalkylalkyl)carbonylamino, heteroarylcarbonylamino, heteroaralkylcarbonylamino, alkylaminocarbonyl, cycloalkylaminocarbonyl, heterocycloalkylaminocarbonyl, arylaminocarbonyl, or heteroarylaminocarbonyl], amino [e.g., aliphaticamino, or aliphatic-sulfonylamino], sulfonyl [e.g., alkylsulfonyl, cycloaliphaticsulfonyl, or arylsulfonyl], sulfinyl, sulfanyl, sulfoxy, urea, thiourea, sulfamoyl, sulfamide, oxo, carboxy, carbamoyl, cycloaliphaticoxy, heterocycloaliphaticoxy, aryloxy, heteroaryloxy, aralkyloxy, heteroarylalkoxy, alkoxy carbonyl, alkylcarbonyloxy, or hydroxy.

[0041] As used herein, an “alkynyl” group refers to an aliphatic carbon group that contains 2-8 (e.g., 2-6 or 2-4) carbon atoms and has at least one triple bond. An alkynyl group can be straight or branched. Examples of an alkynyl group include, but are not limited to, propargyl and butynyl. An alkynyl group can be optionally substituted with one or more substituents such as aroyl, heteroaroyl, alkoxy,

cycloalkyloxy, heterocycloalkyloxy, aryloxy, heteroaryloxy, aralkyloxy, nitro, carboxy, cyano, halo, hydroxy, sulfo, mercapto, sulfanyl [e.g., aliphaticsulfanyl or cycloaliphaticsulfanyl], sulfinyl [e.g., aliphaticsulfinyl or cycloaliphaticsulfinyl], sulfonyl [e.g., aliphaticsulfonyl, aliphaticaminosulfonyl, or cycloaliphaticsulfonyl], amido [e.g., aminocarbonyl, alkylaminocarbonyl, alkylcarbonylamino, cycloalkylaminocarbonyl, heterocycloalkylaminocarbonyl, cycloalkylcarbonylamino, arylaminocarbonyl, arylcarbonylamino, aralkylcarbonylamino, (heterocycloalkyl)carbonylamino, (cycloalkylalkyl)carbonylamino, heteroaralkylcarbonylamino, heteroarylcarbonylamino or heteroarylaminocarbonyl], urea, thiourea, sulfamoyl, sulfamide, alkoxycarbonyl, alkylcarbonyloxy, cycloaliphatic, heterocycloaliphatic, aryl, heteroaryl, acyl [e.g., (cycloaliphatic)carbonyl or (heterocycloaliphatic)carbonyl], amino [e.g., aliphaticamino], sulfoxy, oxo, carboxy, carbamoyl, (cycloaliphatic)oxy, (heterocycloaliphatic)oxy, or (heteroaryl)alkoxy.

[0042] As used herein, an “amido” encompasses both “aminocarbonyl” and “carbonylamino”. These terms when used alone or in connection with another group refers to an amido group such as $N(R^X R^Y)-C(O)-$ or $R^X C(O)-N(R^Y)-$ when used terminally and $-C(O)-N(R^X)-$ or $-N(R^X)-C(O)-$ when used internally, wherein R^X and R^Y are defined below. Examples of amido groups include alkylamido (such as alkylcarbonylamino or alkylcarbonylamino), (heterocycloaliphatic)amido, (heteroaralkyl)amido, (heteroaryl)amido, (heterocycloalkyl)alkylamido, arylamido, aralkylamido, (cycloalkyl)alkylamido, or cycloalkylamido.

[0043] As used herein, an “amino” group refers to $-NR^X R^Y$ wherein each of R^X and R^Y is independently hydrogen, alkyl, cycloaliphatic, (cycloaliphatic)aliphatic, aryl, araliphatic, heterocycloaliphatic, (heterocycloaliphatic)aliphatic, heteroaryl, carboxy, sulfanyl, sulfinyl, sulfonyl, (aliphatic)carbonyl, (cycloaliphatic)carbonyl, ((cycloaliphatic)aliphatic)carbonyl, arylcarbonyl, (araliphatic)carbonyl, (heterocycloaliphatic)carbonyl, ((heterocycloaliphatic)aliphatic)carbonyl, (heteroaryl)carbonyl, or (heteroaraliphatic)carbonyl, each of which being defined herein and being optionally substituted. Examples of amino groups include alkylamino, dialkylamino, or arylamino. When the term “amino” is not the terminal group (e.g., alkylcarbonylamino), it is represented by $-NR^X-$. R^X has the same meaning as defined above.

[0044] As used herein, an “aryl” group used alone or as part of a larger moiety as in “aralkyl”. “aralkoxy”, or “aryloxyalkyl” refers to monocyclic (e.g., phenyl); bicyclic (e.g., indenyl, naphthalenyl, tetrahydronaphthyl, tetrahydroindenyl); and tricyclic (e.g., fluorenyl tetrahydrofluorenyl, or tetrahydroanthracenyl, anthracenyl) ring systems in which the monocyclic ring system is aromatic or at least one of the rings in a bicyclic or tricyclic ring system is aromatic. The bicyclic and tricyclic ring systems include benzofused 2-3 membered carbocyclic rings. For example, a benzofused group includes phenyl fused with two or more C_{4-8} carbocyclic moieties. An aryl is optionally substituted with one or more substituents including aliphatic [e.g., alkyl, alkenyl, or alkynyl]; cycloaliphatic; (cycloaliphatic)aliphatic; heterocycloaliphatic; (heterocycloaliphatic)aliphatic; aryl; heteroaryl; alkoxy; (cycloaliphatic)oxy; (heterocycloaliphatic)oxy; aryloxy; heteroaryloxy; (araliphatic)oxy; (heteroaraliphatic)oxy; aroyl; heteroaroyl; amino; oxo (on a

non-aromatic carbocyclic ring of a benzofused bicyclic or tricyclic aryl); nitro; carboxy; amido; acyl [e.g., aliphaticcarbonyl; (cycloaliphatic)carbonyl; ((cycloaliphatic)aliphatic)carbonyl; (araliphatic)carbonyl; (heterocycloaliphatic)carbonyl; ((heterocycloaliphatic)aliphatic)carbonyl; or (heteroaraliphatic)carbonyl]; sulfonyl [e.g., aliphaticsulfonyl or aminosulfonyl]; sulfinyl [e.g., aliphaticsulfinyl or cycloaliphaticsulfinyl]; sulfanyl [e.g., aliphaticsulfanyl]; cyano; halo; hydroxy; mercapto; sulfoxy; urea; thiourea; sulfamoyl; sulfamide; or carbamoyl. Alternatively, an aryl can be unsubstituted.

[0045] Non-limiting examples of substituted aryls include haloaryl [e.g., mono-, di (such as p,m-dihaloaryl), and (trihalo)aryl]; (carboxy)aryl [e.g., (alkoxycarbonyl)aryl, ((aralkyl)carbonyloxy)aryl, and (alkoxycarbonyl)aryl]; (amido)aryl [e.g., (aminocarbonyl)aryl, (((alkylamino)alkyl)aminocarbonyl)aryl, (alkylcarbonyl)aminoaryl, (arylaminocarbonyl)aryl, and (((heteroaryl)amino)carbonyl)aryl]; aminoaryl [e.g., ((alkylsulfonyl)amino)aryl or ((dialkyl)amino)aryl]; (cyanoalkyl)aryl; (alkoxy)aryl; (sulfamoyl)aryl [e.g., (aminosulfonyl)aryl]; (alkylsulfonyl)aryl; (cyano)aryl; (hydroxyalkyl)aryl; ((alkoxy)alkyl)aryl; (hydroxy)aryl, ((carboxy)alkyl)aryl; (((dialkyl)amino)alkyl)aryl; (nitroalkyl)aryl; (((alkylsulfonyl)amino)alkyl)aryl; ((heterocycloaliphatic)carbonyl)aryl; ((alkylsulfonyl)alkyl)aryl; (cyanoalkyl)aryl; (hydroxyalkyl)aryl; (alkylcarbonyl)aryl; alkylaryl; (trihaloalkyl)aryl; p-amino-m-alkoxycarbonylaryl; p-amino-m-cyanoaryl; p-halo-m-aminoaryl; or (m-(heterocycloaliphatic)-o-(alkyl))aryl.

[0046] As used herein, an “araliphatic” such as an “aralkyl” group refers to an aliphatic group (e.g., a C_{1-4} alkyl group) that is substituted with an aryl group. “Aliphatic,” “alkyl,” and “aryl” are defined herein. An example of an araliphatic such as an aralkyl group is benzyl.

[0047] As used herein, an “aralkyl” group refers to an alkyl group (e.g., a C_{1-4} alkyl group) that is substituted with an aryl group. Both “alkyl” and “aryl” have been defined above. An example of an aralkyl group is benzyl. An aralkyl is optionally substituted with one or more substituents such as aliphatic [e.g., alkyl, alkenyl, or alkynyl, including carboxyalkyl, hydroxyalkyl, or haloalkyl such as trifluoromethyl], cycloaliphatic [e.g., cycloalkyl or cycloalkenyl], (cycloalkyl)alkyl, heterocycloalkyl, (heterocycloalkyl)alkyl, aryl, heteroaryl, alkoxy, cycloalkyloxy, heterocycloalkyloxy, aryloxy, heteroaryloxy, aralkyloxy, heteroaralkyloxy, aroyl, heteroaroyl, nitro, carboxy, alkoxycarbonyl, alkylcarbonyloxy, amido [e.g., aminocarbonyl, alkylcarbonylamino, cycloalkylcarbonylamino, (cycloalkylalkyl)carbonylamino, arylcarbonylamino, aralkylcarbonylamino, (heterocycloalkyl)carbonylamino, (heterocycloalkylalkyl)carbonylamino, heteroarylcarbonylamino, or heteroaralkylcarbonylamino], cyano, halo, hydroxy, acyl, mercapto, alkylsulfanyl, sulfoxy, urea, thiourea, sulfamoyl, sulfamide, oxo, or carbamoyl.

[0048] As used herein, a “bicyclic ring system” includes 8-12 (e.g., 9, 10, or 11) membered structures that form two rings, wherein the two rings have at least one atom in common (e.g., 2 atoms in common). Bicyclic ring systems include bicycloaliphatics (e.g., bicycloalkyl or bicycloalkenyl), bicycloheteroaliphatics, bicyclic aryls, and bicyclic heteroaryls.

[0049] As used herein, a “cycloaliphatic” group encompasses a “cycloalkyl” group and a “cycloalkenyl” group, each of which being optionally substituted as set forth below.

[0050] As used herein, a “cycloalkyl” group refers to a saturated carbocyclic mono- or bicyclic (fused or bridged) ring of 3-10 (e.g., 5-10) carbon atoms. Examples of cycloalkyl groups include cyclopropyl, cyclobutyl, cyclopentyl, cyclohexyl, cycloheptyl, adamantyl, norbornyl, cubyl, octahydro-indenyl, decahydro-naphthyl, bicyclo[3.2.1]octyl, bicyclo[2.2.2]octyl, bicyclo[3.3.1]nonyl, bicyclo[3.3.2]decyl, bicyclo[2.2.2]octyl, adamantyl, azacycloalkyl, or ((aminocarbonyl)cycloalkyl)cycloalkyl. A “cycloalkenyl” group, as used herein, refers to a non-aromatic carbocyclic ring of 3-10 (e.g., 4-8) carbon atoms having one or more double bonds. Examples of cycloalkenyl groups include cyclopentenyl, 1,4-cyclohexa-di-enyl, cycloheptenyl, cyclooctenyl, hexahydro-indenyl, octahydro-naphthyl, cyclohexenyl, cyclopentenyl, bicyclo[2.2.2]octenyl, or bicyclo[3.3.1]nonenyl. A cycloalkyl or cycloalkenyl group can be optionally substituted with one or more substituents such as aliphatic [e.g., alkyl, alkenyl, or alkynyl], cycloaliphatic, (cycloaliphatic) aliphatic, heterocycloaliphatic, (heterocycloaliphatic) aliphatic, aryl, heteroaryl, alkoxy, (cycloaliphatic)oxy, (heterocycloaliphatic)oxy, aryloxy, heteroaryloxy, (araliphatic)oxy, (heteroaraliphatic)oxy, aroyl, heteroaroyl, amino, amido [e.g., (aliphatic)carbonylamino, (cycloaliphatic)carbonylamino, ((cycloaliphatic)aliphatic)carbonylamino, (aryl)carbonylamino, (araliphatic)carbonylamino, (heterocycloaliphatic)carbonylamino, ((heterocycloaliphatic)aliphatic)carbonylamino, (heteroaryl)carbonylamino, or (heteroaraliphatic)carbonylamino], nitro, carboxy [e.g., HOOC—, alkoxycarbonyl, or alkylcarbonyloxy], acyl [e.g., (cycloaliphatic)carbonyl, ((cycloaliphatic)aliphatic)carbonyl, (araliphatic)carbonyl, (heterocycloaliphatic)carbonyl, ((heterocycloaliphatic)aliphatic)carbonyl, or (heteroaraliphatic)carbonyl], cyano, halo, hydroxy, mercapto, sulfonyl [e.g., alkylsulfonyl and arylsulfonyl], sulfinyl [e.g., alkylsulfinyl], sulfanyl [e.g., alkylsulfanyl], sulfoxo, urea, thiourea, sulfamoyl, sulfamide, oxo, or carbamoyl.

[0051] As used herein, “cyclic moiety” includes cycloaliphatic, heterocycloaliphatic, aryl, or heteroaryl, each of which has been defined previously.

[0052] As used herein, the term “heterocycloaliphatic” encompasses a heterocycloalkyl group and a heterocycloalkenyl group, each of which being optionally substituted as set forth below.

[0053] As used herein, a “heterocycloalkyl” group refers to a 3-10 membered mono- or bicyclic (fused or bridged) (e.g., 5- to 10-membered mono- or bicyclic) saturated ring structure, in which one or more of the ring atoms is a heteroatom (e.g., N, O, S, or combinations thereof). Examples of a heterocycloalkyl group include piperidyl, piperazyl, tetrahydropyranyl, tetrahydrofuryl, 1,4-dioxolanyl, 1,4-dithianyl, 1,3-dioxolanyl, oxazolidyl, isoxazolidyl, morpholinyl, thiomorpholyl, octahydrobenzofuryl, octahydrochromenyl, octahydrothiochromenyl, octahydroindolyl, octahydropyrindinyl, decahydroquinolinyl, octahydrobenzo[b]thiophenyl, 2-oxa-bicyclo[2.2.2]octyl, 1-aza-bicyclo[2.2.2]octyl, 3-aza-bicyclo[3.2.1]octyl, and 2,6-dioxo-tricyclo[3.3.1.0^{3,7}]nonyl. A monocyclic heterocycloalkyl group can be fused with a phenyl moiety such as tetrahydroisoquinoline. A “heterocycloalkenyl” group, as used herein, refers to

a mono- or bicyclic (e.g., 5- to 10-membered mono- or bicyclic) non-aromatic ring structure having one or more double bonds, and wherein one or more of the ring atoms is a heteroatom (e.g., N, O, or S). Monocyclic and bicycloheteroaliphatics are numbered according to standard chemical nomenclature.

[0054] A heterocycloalkyl or heterocycloalkenyl group can be optionally substituted with one or more substituents such as aliphatic [e.g., alkyl, alkenyl, or alkynyl], cycloaliphatic, (cycloaliphatic)aliphatic, heterocycloaliphatic, (heterocycloaliphatic)aliphatic, aryl, heteroaryl, alkoxy, (cycloaliphatic)oxy, (heterocycloaliphatic)oxy, aryloxy, heteroaryloxy, (araliphatic)oxy, (heteroaraliphatic)oxy, aroyl, heteroaroyl, amino, amido [e.g., (aliphatic)carbonylamino, (cycloaliphatic)carbonylamino, ((cycloaliphatic)aliphatic)carbonylamino, (aryl)carbonylamino, (araliphatic)carbonylamino, (heterocycloaliphatic)carbonylamino, ((heterocycloaliphatic)aliphatic)carbonylamino, (heteroaryl)carbonylamino, or (heteroaraliphatic)carbonylamino], nitro, carboxy [e.g., HOOC—, alkoxycarbonyl, or alkylcarbonyloxy], acyl [e.g., (cycloaliphatic)carbonyl, ((cycloaliphatic)aliphatic)carbonyl, (araliphatic)carbonyl, (heterocycloaliphatic)carbonyl, ((heterocycloaliphatic)aliphatic)carbonyl, or (heteroaraliphatic)carbonyl], nitro, cyano, halo, hydroxy, mercapto, sulfonyl [e.g., alkylsulfonyl or arylsulfonyl], sulfinyl [e.g., alkylsulfinyl], sulfanyl [e.g., alkylsulfanyl], sulfoxo, urea, thiourea, sulfamoyl, sulfamide, oxo, or carbamoyl.

[0055] A “heteroaryl” group, as used herein, refers to a monocyclic, bicyclic, or tricyclic ring system having 4 to 15 ring atoms wherein one or more of the ring atoms is a heteroatom (e.g., N, O, S, or combinations thereof) and in which the monocyclic ring system is aromatic or at least one of the rings in the bicyclic or tricyclic ring systems is aromatic. A heteroaryl group includes a benzofused ring system having 2 to 3 rings. For example, a benzofused group includes benzo fused with one or two 4 to 8 membered heterocycloaliphatic moieties (e.g., indolizyl, indolyl, isoindolyl, 3H-indolyl, indolinyl, benzo[b]furyl, benzo[b]thiophenyl, quinolinyl, or isoquinolinyl). Some examples of heteroaryl are azetidyl, pyridyl, 1H-indazolyl, furyl, pyrrolyl, thienyl, thiazolyl, oxazolyl, imidazolyl, tetrazolyl, benzofuryl, isoquinolinyl, benzthiazolyl, xanthene, thioxanthene, phenothiazine, dihydroindole, benzo[1,3]dioxole, benzo[b]furyl, benzo[b]thiophenyl, indazolyl, benzimidazolyl, benzthiazolyl, puryl, cinnolyl, quinolyl, quinazolyl, cinnolyl, phthalazyl, quinazolyl, quinoxalyl, isoquinolinyl, 4H-quinolizyl, benzo-1,2,5-thiadiazolyl, or 1,8-naphthylridyl.

[0056] Without limitation, monocyclic heteroaryls include furyl, thiophenyl, 2H-pyrrolyl, pyrrolyl, oxazolyl, thiazolyl, imidazolyl, pyrazolyl, isoxazolyl, isothiazolyl, 1,3,4-thiadiazolyl, 2H-pyranyl, 4-H-pyranyl, pyridyl, pyridazyl, pyrimidyl, pyrazolyl, pyrazyl, or 1,3,5-triazyl. Monocyclic heteroaryls are numbered according to standard chemical nomenclature.

[0057] Without limitation, bicyclic heteroaryls include indolizyl, indolyl, isoindolyl, 3H-indolyl, indolinyl, benzo[b]furyl, benzo[b]thiophenyl, quinolinyl, isoquinolinyl, indolizyl, isoindolyl, indolyl, benzo[b]furyl, benzo[b]thiophenyl, indazolyl, benzimidazolyl, benzthiazolyl, purinyl, 4H-quinolizyl, quinolyl, isoquinolyl, cinnolyl, phthalazyl,

quinazolyl, quinoxalyl, 1,8-naphthyridyl, or pteridyl. Bicyclic heteroaryls are numbered according to standard chemical nomenclature.

[0058] A heteroaryl is optionally substituted with one or more substituents such as aliphatic [e.g., alkyl, alkenyl, or alkynyl]; cycloaliphatic; (cycloaliphatic)aliphatic; heterocycloaliphatic; (heterocycloaliphatic)aliphatic; aryl; heteroaryl; alkoxy; (cycloaliphatic)oxy; (heterocycloaliphatic)oxy; aryloxy; heteroaryloxy; (araliphatic)oxy; (heteroaraliphatic)oxy; aroyl; heteroaroyl; amino; oxo (on a non-aromatic carbocyclic or heterocyclic ring of a bicyclic or tricyclic heteroaryl); carboxy; amido; acyl [e.g., aliphaticcarbonyl; (cycloaliphatic)carbonyl; ((cycloaliphatic)aliphatic)carbonyl; (araliphatic)carbonyl; (heterocycloaliphatic)carbonyl; ((heterocycloaliphatic)aliphatic)carbonyl; or (heteroaraliphatic)carbonyl]; sulfonyl [e.g., aliphaticsulfonyl or aminosulfonyl]; sulfinyl [e.g., aliphaticsulfinyl]; sulfanyl [e.g., aliphaticsulfinyl]; nitro; cyano; halo; hydroxy; mercapto; sulfoxy; urea; thiourea; sulfamoyl; sulfamide; or carbamoyl. Alternatively, a heteroaryl can be unsubstituted.

[0059] Non-limiting examples of substituted heteroaryls include (halo)heteroaryl [e.g., mono- and di-(halo)heteroaryl]; (carboxy)heteroaryl [e.g., (alkoxycarbonyl)heteroaryl]; cyanoheteroaryl; aminoheteroaryl [e.g., ((alkylsulfonyl)amino)heteroaryl and ((dialkyl)amino)heteroaryl]; (amido)heteroaryl [e.g., aminocarbonylheteroaryl, ((alkylcarbonyl)amino)heteroaryl, (((alkyl)amino)alkyl)aminocarbonyl)heteroaryl, (((heteroaryl)amino)carbonyl)heteroaryl, ((heterocycloaliphatic)carbonyl)heteroaryl, and ((alkylcarbonyl)amino)heteroaryl]; (cyanoalkyl)heteroaryl; (alkoxy)heteroaryl; (sulfamoyl)heteroaryl [e.g., (aminosulfonyl)heteroaryl]; (sulfonyl)heteroaryl [e.g., (alkylsulfonyl)heteroaryl]; (hydroxyalkyl)heteroaryl; (alkoxyalkyl)heteroaryl; (hydroxy)heteroaryl; ((carboxy)alkyl)heteroaryl; [((dialkyl)amino)alkyl]heteroaryl; (heterocycloaliphatic)heteroaryl; (cycloaliphatic)heteroaryl; (nitroalkyl)heteroaryl; (((alkylsulfonyl)amino)alkyl)heteroaryl; ((alkylsulfonyl)alkyl)heteroaryl; (cyanoalkyl)heteroaryl; (acyl)heteroaryl [e.g., (alkylcarbonyl)heteroaryl]; (alkyl)heteroaryl, and (haloalkyl)heteroaryl [e.g., trihaloalkylheteroaryl].

[0060] A “heteroaraliphatic” (such as a heteroaralkyl group) as used herein, refers to an aliphatic group (e.g., a C_{1-4} alkyl group) that is substituted with a heteroaryl group. “Aliphatic,” “alkyl,” and “heteroaryl” have been defined above.

[0061] A “heteroaralkyl” group, as used herein, refers to an alkyl group (e.g., a C_{1-4} alkyl group) that is substituted with a heteroaryl group. Both “alkyl” and “heteroaryl” have been defined above. A heteroaralkyl is optionally substituted with one or more substituents such as alkyl (including carboxyalkyl, hydroxyalkyl, and haloalkyl such as trifluoromethyl), alkenyl, alkynyl, cycloalkyl, (cycloalkyl)alkyl, heterocycloalkyl, (heterocycloalkyl)alkyl, aryl, heteroaryl, alkoxy, cycloalkyloxy, heterocycloalkyloxy, aryloxy, heteroaryloxy, aralkyloxy, heteroaralkyloxy, aroyl, heteroaroyl, nitro, carboxy, alkoxycarbonyl, alkylcarbonyloxy, aminocarbonyl, alkylcarbonylamino, cycloalkylcarbonylamino, (cycloalkylalkyl)carbonylamino, arylcarbonylamino, aralkylcarbonylamino, (heterocycloalkyl)carbonylamino, (heterocycloalkylalkyl)carbonylamino, heteroaralkylcarbonylamino, heteroaralkylcarbonylamino, cyano, halo, hydroxy, acyl, mercapto, alkylsulfanyl, sulfoxy, urea, thio-urea, sulfamoyl, sulfamide, oxo, or carbamoyl.

[0062] As used herein, “cyclic moiety” includes cycloalkyl, heterocycloalkyl, cycloalkenyl, heterocycloalkenyl, aryl, or heteroaryl, each of which has been defined previously.

[0063] As used herein, an “acyl” group refers to a formyl group or $R^X-C(O)-$ (such as -alkyl-C(O)-, also referred to as “alkylcarbonyl”) where R^X and “alkyl” have been defined previously. Acetyl and pivaloyl are examples of acyl groups.

[0064] As used herein, an “aroyl” or “heteroaroyl” refers to an aryl-C(O)- or a heteroaryl-C(O)-. The aryl and heteroaryl portion of the aroyl or heteroaroyl is optionally substituted as previously defined.

[0065] As used herein, an “alkoxy” group refers to an alkyl-O- group where “alkyl” has been defined previously.

[0066] As used herein, a “carbamoyl” group refers to a group having the structure $-O-CO-NR^X R^Y$ or $-NR^X-CO-O-R^Z$ wherein R^X and R^Y have been defined above and R^Z can be aliphatic, aryl, araliphatic, heterocycloaliphatic, heteroaryl, or heteroaraliphatic.

[0067] As used herein, a “carboxy” group refers to $-COOH$, $-COOR^X$, $-OC(O)H$, $-OC(O)R^X$ when used as a terminal group; or $-OC(O)-$ or $-C(O)O-$ when used as an internal group.

[0068] As used herein, a “haloaliphatic” group refers to an aliphatic group substituted with 1, 2, or 3 halogen. For instance, the term haloalkyl includes the group $-CF_3$.

[0069] As used herein, a “mercapto” group refers to $-SH$.

[0070] As used herein, a “sulfo” group refers to $-SO_3H$ or $-SO_3R^X$ when used terminally or $-S(O)_3-$ when used internally.

[0071] As used herein, a “sulfamide” group refers to the structure $-NR^X-S(O)_2-NR^Y R^Z$ when used terminally and $-NR^X-S(O)_2-NR^Y-$ when used internally, wherein R^X , R^Y , and R^Z have been defined above.

[0072] As used herein, a “sulfamoyl” group refers to the structure $-S(O)_2-NR^X R^Y$ or $-NR^X-S(O)_2-R^Z$ when used terminally; or $-S(O)_2-NR^X-$ or $-NR^X-S(O)_2-$ when used internally, wherein R^X , R^Y , and R^Z are defined above.

[0073] As used herein a “sulfanyl” group refers to $-S-R^X$ when used terminally and $-S-$ when used internally, wherein R^X has been defined above. Examples of sulfanyls include alkylsulfanyl.

[0074] As used herein a “sulfinyl” group refers to $-S(O)-R^X$ when used terminally and $-S(O)-$ when used internally, wherein R^X has been defined above.

[0075] As used herein, a “sulfonyl” group refers to $-S(O)_2-R^X$ when used terminally and $-S(O)_2-$ when used internally, wherein R^X has been defined above.

[0076] As used herein, a “sulfoxy” group refers to $-O-SO-R^X$ or $-SO-O-R^X$, when used terminally and $-O-S(O)-$ or $-S(O)-O-$ when used internally, where R^X has been defined above.

[0077] As used herein, a “halogen” or “halo” group refers to fluorine, chlorine, bromine or iodine.

[0078] As used herein, an “alkoxycarbonyl,” which is encompassed by the term carboxy, used alone or in connection with another group refers to a group such as alkyl-O-C(O)-.

[0079] As used herein, an “alkoxyalkyl” refers to an alkyl group such as alkyl-O-alkyl-, wherein alkyl has been defined above.

[0080] As used herein, a “carbonyl” refer to $-C(O)-$.

[0081] As used herein, an “oxo” refers to =O.

[0082] As used herein, an “aminoalkyl” refers to the structure (R^XR^Y)N-alkyl-.

[0083] As used herein, a “cyanoalkyl” refers to the structure (NC)-alkyl-.

[0084] As used herein, a “urea” group refers to the structure —NR^X—CO—NR^YR^Z and a “thiourea” group refers to the structure —NR^X—CS—NR^YR^Z when used terminally and —NR^X—CO—NR^Y— or —NR^X—CS—NR^Y— when used internally, wherein R^X, R^Y, and R^Z have been defined above.

[0085] As used herein, a “guanidino” group refers to the structure —N=C(N(R^XR^Y))N(R^XR^Y) wherein R^X and R^Y have been defined above.

[0086] As used herein, the term “amidino” group refers to the structure —C=(NR^X)N(R^XR^Y) wherein R^X and R^Y have been defined above.

[0087] In general, the term “vicinal” refers to the placement of substituents on a group that includes two or more carbon atoms, wherein the substituents are attached to adjacent carbon atoms.

[0088] In general, the term “geminal” refers to the placement of substituents on a group that includes two or more carbon atoms, wherein the substituents are attached to the same carbon atom.

[0089] The terms “terminally” and “internally” refer to the location of a group within a substituent. A group is terminal when the group is present at the end of the substituent not further bonded to the rest of the chemical structure. Carboxyalkyl, i.e., R^XO(O)C-alkyl is an example of a carboxy group used terminally. A group is internal when the group is present in the middle of a substituent to at the end of the substituent bound to the rest of the chemical structure. Alkylcarboxy (e.g., alkyl-C(O)O— or alkyl-OC(O)—) and alkylcarboxyaryl (e.g., alkyl-C(O)O-aryl- or alkyl-O(CO)-aryl-) are examples of carboxy groups used internally.

[0090] As used herein, the term “amidino” group refers to the structure —C=(NR^X)N(R^XR^Y) wherein R^X and R^Y have been defined above.

[0091] As used herein, “cyclic group” includes mono-, bi-, and tri-cyclic ring systems including cycloaliphatic, heterocycloaliphatic, aryl, or heteroaryl, each of which has been previously defined.

[0092] As used herein, a “bridged bicyclic ring system” refers to a bicyclic heterocycloaliphatic ring system or bicyclic cycloaliphatic ring system in which the rings are bridged. Examples of bridged bicyclic ring systems include, but are not limited to, adamantanyl, norbornanyl, bicyclo[3.2.1]octyl, bicyclo[2.2.2]octyl, bicyclo[3.3.1]nonyl, bicyclo[3.2.3]nonyl, 2-oxa-bicyclo[2.2.2]octyl, 1-aza-bicyclo[2.2.2]octyl, 3-aza-bicyclo[3.2.1]octyl, and 2,6-dioxa-tricyclo[3.3.1.0^{3,7}]nonyl. A bridged bicyclic ring system can be optionally substituted with one or more substituents such as alkyl (including carboxyalkyl, hydroxyalkyl, and haloalkyl such as trifluoromethyl), alkenyl, alkynyl, cycloalkyl, (cycloalkyl)alkyl, heterocycloalkyl, (heterocycloalkyl)alkyl, aryl, heteroaryl, alkoxy, cycloalkyloxy, heterocycloalkyloxy, aryloxy, heteroaryloxy, aralkyloxy, heteroaralkyloxy, aroyl, heteroaroyl, nitro, carboxy, alkoxy-carbonyl, alkyl-carbonyloxy, aminocarbonyl, alkyl-carbonylamino, cycloalkyl-carbonylamino, (cycloalkylalkyl)carbonylamino, aryl-carbonylamino, aralkyl-carbonylamino, (heterocycloalkyl)carbonylamino, (heterocycloalkylalkyl)carbonylamino, heteroaryl-carbonylamino, heteroaralkyl-carbonylamino,

cyano, halo, hydroxy, acyl, mercapto, alkylsulfanyl, sulfoxy, urea, thiourea, sulfamoyl, sulfamide, oxo, or carbamoyl.

[0093] As used herein, an “aliphatic chain” refers to a branched or straight aliphatic group (e.g., alkyl groups, alkenyl groups, or alkynyl groups). A straight aliphatic chain has the structure —[CH₂]_v—, where v is 1-6. A branched aliphatic chain is a straight aliphatic chain that is substituted with one or more aliphatic groups. A branched aliphatic chain has the structure —[CHQ]_v— where Q is hydrogen or an aliphatic group; however, Q shall be an aliphatic group in at least one instance. The term aliphatic chain includes alkyl chains, alkenyl chains, and alkynyl chains, where alkyl, alkenyl, and alkynyl are defined above.

[0094] The phrase “optionally substituted” is used interchangeably with the phrase “substituted or unsubstituted.” As described herein, compounds of the invention can optionally be substituted with one or more substituents, such as are illustrated generally above, or as exemplified by particular classes, subclasses, and species of the invention. As described herein, the variables R₁, R₂, R₃, and R₄, and other variables contained therein formulae I encompass specific groups, such as alkyl and aryl. Unless otherwise noted, each of the specific groups for the variables R₁, R₂, R₃, and R₄, and other variables contained therein can be optionally substituted with one or more substituents described herein. Each substituent of a specific group is further optionally substituted with one to three of halo, cyano, oxoalkoxy, hydroxy, amino, nitro, aryl, haloalkyl, and alkyl. For instance, an alkyl group can be substituted with alkylsulfanyl and the alkylsulfanyl can be optionally substituted with one to three of halo, cyano, oxoalkoxy, hydroxy, amino, nitro, aryl, haloalkyl, and alkyl. As an additional example, the cycloalkyl portion of a (cycloalkyl)carbonylamino can be optionally substituted with one to three of halo, cyano, alkoxy, hydroxy, nitro, haloalkyl, and alkyl. When two alkoxy groups are bound to the same atom or adjacent atoms, the two alkoxy groups can form a ring together with the atom(s) to which they are bound.

[0095] In general, the term “substituted,” whether preceded by the term “optionally” or not, refers to the replacement of hydrogen radicals in a given structure with the radical of a specified substituent. Specific substituents are described above in the definitions and below in the description of compounds and examples thereof. Unless otherwise indicated, an optionally substituted group can have a substituent at each substitutable position of the group, and when more than one position in any given structure can be substituted with more than one substituent selected from a specified group, the substituent can be either the same or different at every position. A ring substituent, such as a heterocycloalkyl, can be bound to another ring, such as a cycloalkyl, to form a spiro-bicyclic ring system, e.g., both rings share one common atom. As one of ordinary skill in the art will recognize, combinations of substituents envisioned by this invention are those combinations that result in the formation of stable or chemically feasible compounds.

[0096] The phrase “up to”, as used herein, refers to zero or any integer number that is equal or less than the number following the phrase. For example, “up to 3” means any one of 0, 1, 2, and 3.

[0097] The phrase “stable or chemically feasible,” as used herein, refers to compounds that are not substantially altered when subjected to conditions to allow for their production, detection, and preferably their recovery, purification, and

use for one or more of the purposes disclosed herein. In some embodiments, a stable compound or chemically feasible compound is one that is not substantially altered when kept at a temperature of 40° C. or less, in the absence of moisture or other chemically reactive conditions, for at least a week.

[0098] As used herein, an effective amount is defined as the amount required to confer a therapeutic effect on the treated patient, and is typically determined based on age, surface area, weight, and condition of the patient. The interrelationship of dosages for animals and humans (based on milligrams per meter squared of body surface) is described by Freireich et al., *Cancer Chemother. Rep.*, 50: 219 (1966). Body surface area may be approximately determined from height and weight of the patient. See, e.g., Scientific Tables, Geigy Pharmaceuticals, Ardsley, N.Y., 537 (1970). As used herein, “patient” refers to a mammal, including a human.

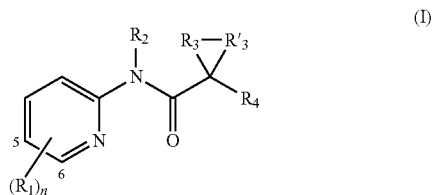
[0099] Unless otherwise stated, structures depicted herein are also meant to include all isomeric (e.g., enantiomeric, diastereomeric, and geometric (or conformational)) forms of the structure; for example, the R and S configurations for each asymmetric center, (Z) and (E) double bond isomers, and (Z) and (E) conformational isomers. Therefore, single stereochemical isomers as well as enantiomeric, diastereomeric, and geometric (or conformational) mixtures of the present compounds are within the scope of the invention. Unless otherwise stated, all tautomeric forms of the compounds of the invention are within the scope of the invention. Additionally, unless otherwise stated, structures depicted herein are also meant to include compounds that differ only in the presence of one or more isotopically enriched atoms. For example, compounds having the present structures except for the replacement of hydrogen by deuterium or tritium, or the replacement of a carbon by a ¹³C- or ¹⁴C-enriched carbon are within the scope of this invention. Such compounds are useful, for example, as analytical tools or probes in biological assays.

[0100] Compounds

[0101] Compounds of the present invention are useful modulators of ABC transporters and are useful in the treatment of ABC transport mediated diseases.

A. Generic Compounds

[0102] The present invention includes a compound of formula (I).



[0103] or a pharmaceutically acceptable salt thereof, wherein:

[0104] Each R₁ is an optionally substituted C₁₋₆ aliphatic, an optionally substituted aryl, an optionally substituted heteroaryl, an optionally substituted C₃₋₁₀ cycloaliphatic, an optionally substituted 3 to 10 membered heterocycloaliphatic,

carboxy [e.g., hydroxycarbonyl or alkoxycarbonyl], amido [e.g., aminocarbonyl], amino, halo, or hydroxy;

[0105] provided that at least one R₁ is an optionally substituted cycloaliphatic, an optionally substituted heterocycloaliphatic, an optionally substituted aryl, or an optionally substituted heteroaryl attached to the 5- or 6-position of the pyridyl ring;

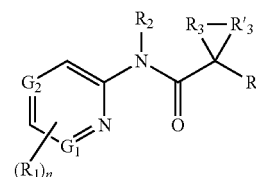
[0106] Each R₂ is hydrogen, an optionally substituted C₁₋₆ aliphatic, an optionally substituted C₃₋₆ cycloaliphatic, an optionally substituted phenyl, or an optionally substituted heteroaryl;

[0107] Each R₃ and R'₃ together with the carbon atom to which they are attached form an optionally substituted C₃₋₇ cycloaliphatic or an optionally substituted heterocycloaliphatic;

[0108] Each R₄ is an optionally substituted aryl or an optionally substituted heteroaryl; and

[0109] Each n is 1, 2, 3 or 4.

[0110] In another aspect, the present invention includes compounds of formula (I'):



[0111] or a pharmaceutically acceptable salt thereof,

[0112] wherein:

[0113] one of G₁ and G₂ is a nitrogen, and the other is a carbon; and

[0114] R₁, R₂, R₃, R'₃, R₄, and n are defined above.

SPECIFIC EMBODIMENTS

[0115] A. Substituent R₁

[0116] Each R₁ is independently an optionally substituted C₁₋₆ aliphatic, an optionally substituted aryl, an optionally substituted heteroaryl, an optionally substituted C₃₋₁₀ membered cycloaliphatic, an optionally substituted 3 to 10 membered heterocycloaliphatic, carboxy [e.g., hydroxycarbonyl or alkoxycarbonyl], amido [e.g., aminocarbonyl], amino, halo, or hydroxy.

[0117] In some embodiments, one R₁ is an optionally substituted C₁₋₆ aliphatic. In several examples, one R₁ is an optionally substituted C₁₋₆ alkyl, an optionally substituted C₂₋₆ alkenyl, or an optionally substituted C₂₋₆ alkynyl. In several examples, one R₁ is C₁₋₆ alkyl, C₂₋₆ alkenyl, or C₂₋₆ alkynyl.

[0118] In several embodiments, one R₁ is an aryl or heteroaryl with 1, 2, or 3 substituents. In several examples, one R₁ is a monocyclic aryl or heteroaryl. In several embodiments, R₁ is an aryl or heteroaryl with 1, 2, or 3 substituents. In several examples, R₁ is a monocyclic aryl or heteroaryl.

[0119] In several embodiments, at least one R₁ is an optionally substituted aryl or an optionally substituted heteroaryl and R₁ is bonded to the core structure at the 6 position on the pyridine ring.

[0120] In several embodiments, at least one R₁ is an optionally substituted aryl or an optionally substituted heteroaryl and R₁ is bonded to the core structure at the 5 position on the pyridine ring.

[0121] In several embodiments, one R_1 is phenyl with up to 3 substituents. In several embodiments, R_1 is phenyl with up to 3 substituents.

[0122] In several embodiments, one R_1 is a heteroaryl ring with up to 3 substituents. In certain embodiments, one R_1 is a monocyclic heteroaryl ring with up to 3 substituents. In other embodiments, one R_1 is a bicyclic heteroaryl ring with up to 3 substituents. In several embodiments, R_1 is a heteroaryl ring with up to 3 substituents. In certain embodiments, R_1 is a monocyclic heteroaryl ring with up to 3 substituents. In other embodiments, R_1 is a bicyclic heteroaryl ring with up to 3 substituents.

[0123] In several embodiments, one R_1 is carboxy [e.g., hydroxycarbonyl or alkoxycarbonyl]. Or, one R_1 is amido [e.g., aminocarbonyl]. Or, one R_1 is amino. Or, is halo. Or, is cyano. Or, hydroxyl.

[0124] In some embodiments, R_1 is hydrogen, methyl, ethyl, i-propyl, t-butyl, cyclopropyl, cyclobutyl, cyclopentyl, cyclohexyl, allyl, F, Cl, methoxy, ethoxy, i-propoxy, t-butoxy, CF_3 , OCF_3 , CN, hydroxyl, or amino. In several examples, R_1 is hydrogen, methyl, methoxy, F, CF_3 or OCF_3 . In several examples, R_1 can be hydrogen. Or, R_1 can be methyl. Or, R_1 can be CF_3 . Or, R_1 can be methoxy.

[0125] In several embodiments, R_1 is substituted with no more than three substituents selected from halo, oxo, or optionally substituted aliphatic, cycloaliphatic, heterocycloaliphatic, amino [e.g., (aliphatic)amino], amido [e.g., aminocarbonyl, ((aliphatic)amino)carbonyl, and ((aliphatic)₂amino)carbonyl], carboxy [e.g., alkoxycarbonyl and hydroxycarbonyl], sulfamoyl [e.g., aminosulfonyl, ((aliphatic)₂amino)sulfonyl, ((cycloaliphatic)aliphatic)amino-sulfonyl, and ((cycloaliphatic)amino)sulfonyl], cyano, alkoxy, aryl, heteroaryl [e.g., monocyclic heteroaryl and bicycloheteroaryl], sulfonyl [e.g., aliphatic sulfonyl or (heterocycloaliphatic)sulfonyl], sulfinyl [e.g., aliphatic sulfinyl], aroyl, heteroaryl, or heterocycloaliphatic carbonyl.

[0126] In several embodiments, R_1 is substituted with halo. Examples of R_1 substituents include F, Cl, and Br. In several examples, R_1 is substituted with F.

[0127] In several embodiments, R_1 is substituted with an optionally substituted aliphatic. Examples of R_1 substituents include optionally substituted alkoxyaliphatic, heterocycloaliphatic, aminoalkyl, hydroxyalkyl, (heterocycloalkyl)aliphatic, alkylsulfonylaliphatic, alkylsulfonylaminoaliphatic, alkylcarbonylaminoaliphatic, alkylaminoaliphatic, or alkylcarbonylaliphatic.

[0128] In several embodiments, R_1 is substituted with an optionally substituted amino. Examples of R_1 substituents include aliphatic carbonylamino, aliphatic amino, arylamino, or aliphatic sulfonylamino.

[0129] In several embodiments, R_1 is substituted with a sulfonyl. Examples of R_1 substituents include heterocycloaliphatic sulfonyl, aliphatic sulfonyl, aliphatic aminosulfonyl, aminosulfonyl, aliphatic carbonylamino sulfonyl, alkoxyalkyl heterocycloalkyl sulfonyl, alkyl heterocycloalkyl sulfonyl, alkyl aminosulfonyl, cycloalkyl aminosulfonyl, (heterocycloalkyl)alkyl aminosulfonyl, and heterocycloalkyl sulfonyl.

[0130] In several embodiments, R_1 is substituted with carboxy. Examples of R_1 substituents include alkoxycarbonyl and hydroxycarbonyl.

[0131] In several embodiments R_1 is substituted with amido. Examples of R_1 substituents include alkylaminocar-

bonyl, aminocarbonyl, ((aliphatic)₂amino)carbonyl, and [((aliphatic)aminoaliphatic)amino]carbonyl.

[0132] In several embodiments, R_1 is substituted with carbonyl. Examples of R_1 substituents include arylcarbonyl, cycloaliphatic carbonyl, heterocycloaliphatic carbonyl, and heteroarylcarbonyl.

[0133] In some embodiments, R_1 is hydrogen. In some embodiments, R_1 is $-Z^A R_5$, wherein each Z^A is independently a bond or an optionally substituted branched or straight C_{1-6} aliphatic chain wherein up to two carbon units of Z^A are optionally and independently replaced by $-CO-$, $-CS-$, $-CONR^A-$, $-CONR^A NR^A-$, $-CO_2-$, $-OCO-$, $-NR^A CO_2-$, $-O-$, $-NR^A CONR^A-$, $-OCONR^A-$, $-NR^A NR^E-$, $-NR^A CO-$, $-S-$, $-SO-$, $-SO_2-$, $-NR^A-$, $-SO_2 NR^A-$, $-NR^A SO_2-$, or $-NR^A SO_2 NR^A-$. Each R_5 is independently R^A , halo, $-OH$, $-NH_2$, $-NO_2$, $-CN$, $-CF_3$, or $-OCF_3$. Each R^A is independently a C_{1-8} aliphatic group, a cycloaliphatic, a heterocycloaliphatic, an aryl, or a heteroaryl, each of which is optionally substituted with 1, 2, or 3 of R^D . Each R^D is $-Z^D R_9$, wherein each Z^D is independently a bond or an optionally substituted branched or straight C_{1-6} aliphatic chain wherein up to two carbon units of Z^D are optionally and independently replaced by $-CO-$, $-CS-$, $-CONR^E-$, $-CONR^E NR^E-$, $-CO_2-$, $-OCO-$, $-NR^E CO_2-$, $-O-$, $-NR^E CONR^E-$, $-OCONR^E-$, $-NR^E NR^E-$, $-NR^E CO-$, $-S-$, $-SO-$, $-SO_2-$, $-NR^E-$, $-SO_2 NR^E-$, $-NR^E SO_2-$, or $-NR^E SO_2 NR^E-$. Each R_9 is independently R^E , halo, $-OH$, $-NH_2$, $-NO_2$, $-CN$, $-CF_3$, or $-OCF_3$. Each R^E is independently hydrogen, an optionally substituted C_{1-8} aliphatic group, an optionally substituted cycloaliphatic, an optionally substituted heterocycloaliphatic, an optionally substituted aryl, or an optionally substituted heteroaryl.

[0134] In some embodiments, each R^D is independently $-Z^D R_9$; wherein each Z^D can independently be a bond or an optionally substituted branched or straight C_{1-6} aliphatic chain wherein up to two carbon units of Z^D are optionally and independently replaced by $-O-$, $-NHC(O)-$, $-C(O)NR^E-$, $-SO_2-$, $-NHSO_2-$, $-NHC(O)-$, $-NR^E SO_2-$, $-SO_2 NH-$, $-SO_2 NR^E-$, $-NH-$, or $-C(O)O-$. In some embodiments, one carbon unit of Z^D is replaced by $-O-$. Or, by $-NHC(O)-$. Or, by $-C(O)NR^E-$. Or, by $-SO_2-$. Or, by $-NHSO_2-$. Or, by $-NHC(O)-$. Or, by $-SO-$. Or, by $-NR^E SO_2-$. Or, by $-SO_2 NH-$. Or, by $-SO_2 NR^E-$. Or, by $-NH-$. Or, by $-C(O)O-$.

[0135] In some embodiments, R_9 is hydrogen. In some embodiments, R_9 is independently an optionally substituted aliphatic. In some embodiments, R_9 is an optionally substituted cycloaliphatic. Or, is an optionally substituted heterocycloaliphatic. Or, is an optionally substituted aryl. Or, is an optionally substituted heteroaryl. Or, halo.

[0136] In some embodiments, one R_1 is aryl or heteroaryl, each optionally substituted with 1, 2, or 3 of R^D , wherein R^D is defined above.

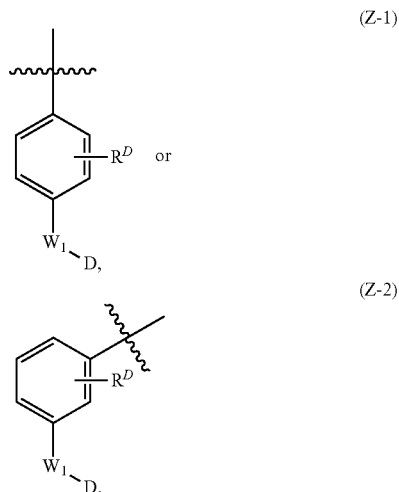
[0137] In several embodiments, one R_1 is carboxy [e.g., hydroxycarbonyl or alkoxycarbonyl]. Or, one R_1 is amido [e.g., aminocarbonyl]. Or, one R_1 is amino. Or, is halo. Or, is cyano. Or, hydroxyl.

[0138] In some embodiments, one R_1 that is attached to 5- or 6-position of the pyridyl ring is aryl or heteroaryl, each optionally substituted with 1, 2, or 3 of R^D , wherein R^D is defined above. In some embodiments, the one R_1 attached to

the 5- or 6-position of the pyridyl ring is phenyl optionally substituted with 1, 2, or 3 of R^D , wherein R^D is defined above. In some embodiments, the one R_1 attached to the 5- or 6-position of the pyridyl ring is heteroaryl optionally substituted with 1, 2, or 3 of R^D . In several embodiments, the one R_1 , attached to the 5- or 6-position of the pyridyl ring is 5 or 6 membered heteroaryl having 1, 2, or 3 heteroatom independently selected from the group consisting of oxygen, nitrogen and sulfur. In other embodiments, the 5 or 6 membered heteroaryl is substituted with 1 R^D .

[0139] In some embodiments, one R_1 attached to the 5- or 6-position of the pyridyl ring is a phenyl substituted with 1 R^D . In some embodiments, one R_1 attached to the 5- or 6-position of the pyridyl ring is a phenyl substituted with 2 R^D . In some embodiments, one R_1 attached to the 5- or 6-position of the pyridyl ring is a phenyl substituted with 3 R^D .

[0140] In several embodiments, R_1 is:



[0141] wherein

[0142] W_1 is $-C(O)-$, $-SO_2-$, or $-CH_2-$;

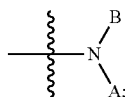
[0143] D is H, hydroxyl, or an optionally substituted group selected from aliphatic, cycloaliphatic, alkoxy, and amino; and

[0144] R^D is defined above.

[0145] In several embodiments, W_1 is $-C(O)-$. Or, W_1 is $-SO_2-$. Or, W_1 is $-CH_2-$.

[0146] In several embodiments, D is OH. Or, D is an optionally substituted C_{1-6} aliphatic or an optionally substituted C_3-C_8 cycloaliphatic. Or, D is an optionally substituted alkoxy. Or, D is an optionally substituted amino.

[0147] In several examples, D is



[0148] wherein each of A and B is independently H, an optionally substituted C_{1-6} aliphatic, an optionally substituted C_3-C_8 cycloaliphatic, or

[0149] A and B, taken together, form an optionally substituted 3-7 membered heterocycloaliphatic ring.

[0150] In several embodiments, A is H and B is an optionally substituted C_{1-6} aliphatic. In several embodiments, B is substituted with 1, 2, or 3 substituents. Or, both, A and B, are H. Exemplary substituents include oxo, alkyl, hydroxy, hydroxyalkyl, alkoxy, alkoxyalkyl, dialkylamino, or an optionally substituted group selected from cycloaliphatic, heterocycloaliphatic, aryl, and heteroaryl.

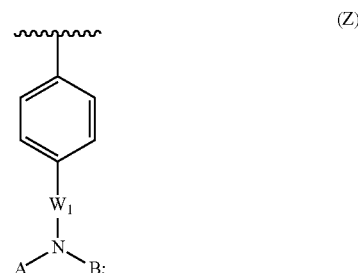
[0151] In several embodiments, A is H and B is an optionally substituted C_{1-6} aliphatic. Or, both, A and B, are H. Exemplary substituents include oxo, alkyl, hydroxy, hydroxyalkyl, alkoxy, alkoxyalkyl, and an optionally substituted heterocycloaliphatic.

[0152] In several embodiments, B is C_{1-6} alkyl, optionally substituted with oxo, alkyl, hydroxy, hydroxyalkyl, alkoxy, alkoxyalkyl, or an optionally substituted group selected from cycloaliphatic, heterocycloaliphatic, aryl, and heteroaryl. In several embodiments, B is substituted with oxo. C_{1-6} alkyl, hydroxy, hydroxy- (C_{1-6}) alkyl, (C_{1-6}) alkoxy, (C_{1-6}) alkoxy- (C_{1-6}) alkyl, C_{3-8} cycloaliphatic, 3-8 membered heterocycloaliphatic, phenyl, and 5-10 membered heteroaryl. In one example, B is C_{1-6} alkyl substituted with optionally substituted phenyl.

[0153] In several embodiments, A and B, taken together, form an optionally substituted 3-7 membered heterocycloaliphatic ring. In several examples, the heterocycloaliphatic ring is optionally substituted with 1, 2, or 3 substituents. Exemplary such rings include optionally substituted pyrrolidinyl, piperidinyl, morpholinyl, and piperazinyl. Exemplary substituents on such rings include halo, oxo, alkyl, hydroxy, hydroxyalkyl, alkoxy, alkoxyalkyl, acyl (e.g., alkylcarbonyl), amino, amido, and carboxy. In some embodiments, the substituent is halo, oxo, alkyl, hydroxy, hydroxyalkyl, alkoxy, alkoxyalkyl, amino, amido, or carboxy.

[0154] In several embodiments, R^D is hydrogen, halo, or an optionally substituted group selected from aliphatic, cycloaliphatic, amino, hydroxy, alkoxy, carboxy, amido, carbonyl, cyano, aryl, or heteroaryl. In several examples, R^D is hydrogen, halo, an optionally substituted C_{1-6} aliphatic, or an optionally substituted alkoxy. In several examples, R^D is hydrogen, F, Cl, an optionally substituted C_{1-6} alkyl, or an optionally substituted $-O(C_{1-6})$ alkyl. Examples of R^D include hydrogen, F, Cl, methyl, ethyl, i-propyl, t-butyl, $-OMe$, $-OEt$, i-propoxy, t-butoxy, CF_3 , or $-OCF_3$. In some examples, R^D is hydrogen, F, methyl, methoxy, CF_3 , or $-OCF_3$. R^D can be hydrogen. R^D can be F. R^D can be methyl. R^D can be methoxy.

[0155] In several embodiments, R_1 is:



[0156] wherein:

[0157] W_1 is $-\text{C}(\text{O})-$, $-\text{SO}_2-$, or $-\text{CH}_2-$;

[0158] Each of A and B is independently H, an optionally substituted C_{1-6} aliphatic, an optionally substituted C_3-C_8 cycloaliphatic; or

[0159] A and B, taken together, form an optionally substituted 3-7 membered heterocycloaliphatic ring.

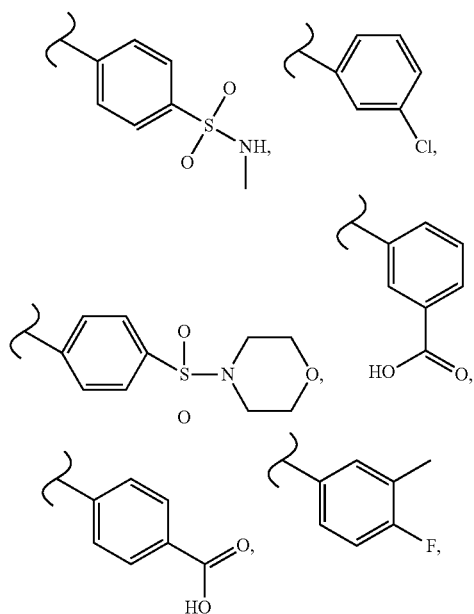
[0160] In some embodiments, one R_1 that is attached to the 5- or 6-position of the pyridyl ring is cycloaliphatic or heterocycloaliphatic, each optionally substituted with 1, 2, or 3 of R^D , wherein R^D is $-\text{Z}^D\text{R}_9$; wherein each Z^D is independently a bond or an optionally substituted branched or straight C_{1-6} aliphatic chain wherein up to two carbon units of Z^D are optionally and independently replaced by $-\text{CO}-$, $-\text{CS}-$, $-\text{CONR}^E-$, $-\text{CONR}^E\text{NR}^E-$, $-\text{CO}_2-$, $-\text{OCO}-$, $-\text{NR}^E\text{CO}_2-$, $-\text{O}-$, $-\text{NR}^E-\text{CONR}^E-$, $-\text{OCONR}^E-$, $-\text{NR}^E\text{NR}^E-$, $-\text{NR}^E\text{CO}-$, $-\text{S}-$, $-\text{SO}-$, $-\text{SO}_2-$, $-\text{NR}^E-$, $-\text{SO}_2\text{NR}^E-$, $-\text{NR}^E\text{SO}_2-$, or $-\text{NR}^E\text{SO}_2\text{NR}^E-$; each R_9 is independently R^E , halo, $-\text{OH}$, $-\text{NH}_2$, $-\text{NO}_2$, $-\text{CN}$, $-\text{CF}_3$, or $-\text{OCF}_3$; and each R^E is independently hydrogen, an optionally substituted C_{1-8} aliphatic group, an optionally substituted cycloaliphatic, an optionally substituted heterocycloaliphatic, an optionally substituted aryl, or an optionally substituted heteroaryl.

[0161] In several examples, one R_1 that is attached to the 5- or 6-position of the pyridyl ring is an optionally substituted C_3-C_8 cycloaliphatic.

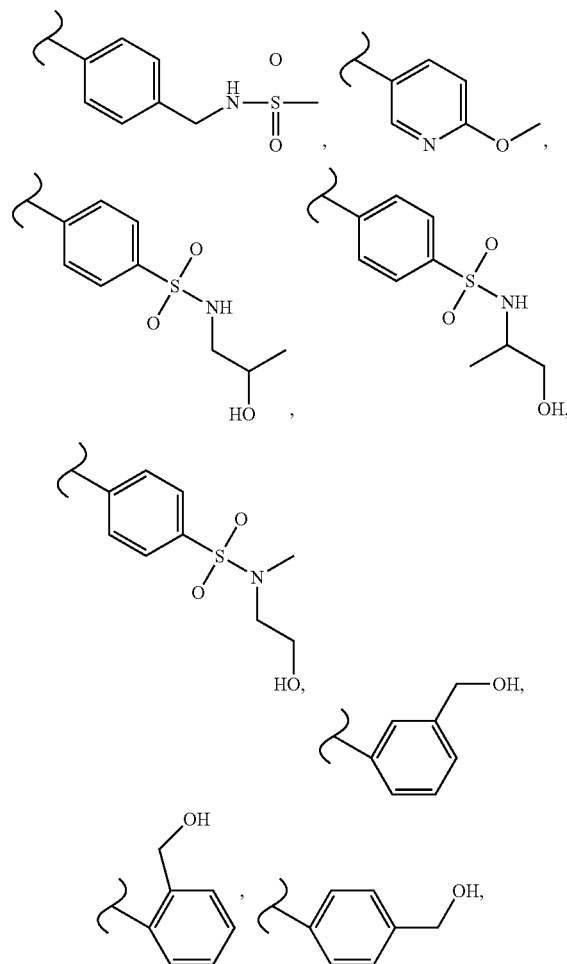
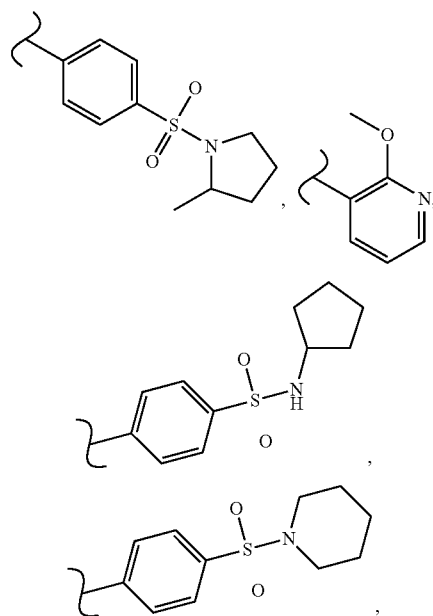
[0162] In some embodiments, one R_1 that is attached to the 5- or 6-position of the pyridyl ring is an optionally substituted C_3-C_8 cycloalkyl or an optionally substituted C_3-C_8 cycloalkenyl.

[0163] In several embodiments, one R_1 that is attached to the 5- or 6-position of the pyridyl ring is C_3-C_8 cycloalkyl or C_3-C_8 cycloalkenyl. Examples of cycloalkyl and cycloalkenyl include cyclopropyl, cyclobutyl, cyclopentyl, cyclohexyl, cycloheptyl, cyclopentenyl, cyclohexenyl, and cycloheptenyl.

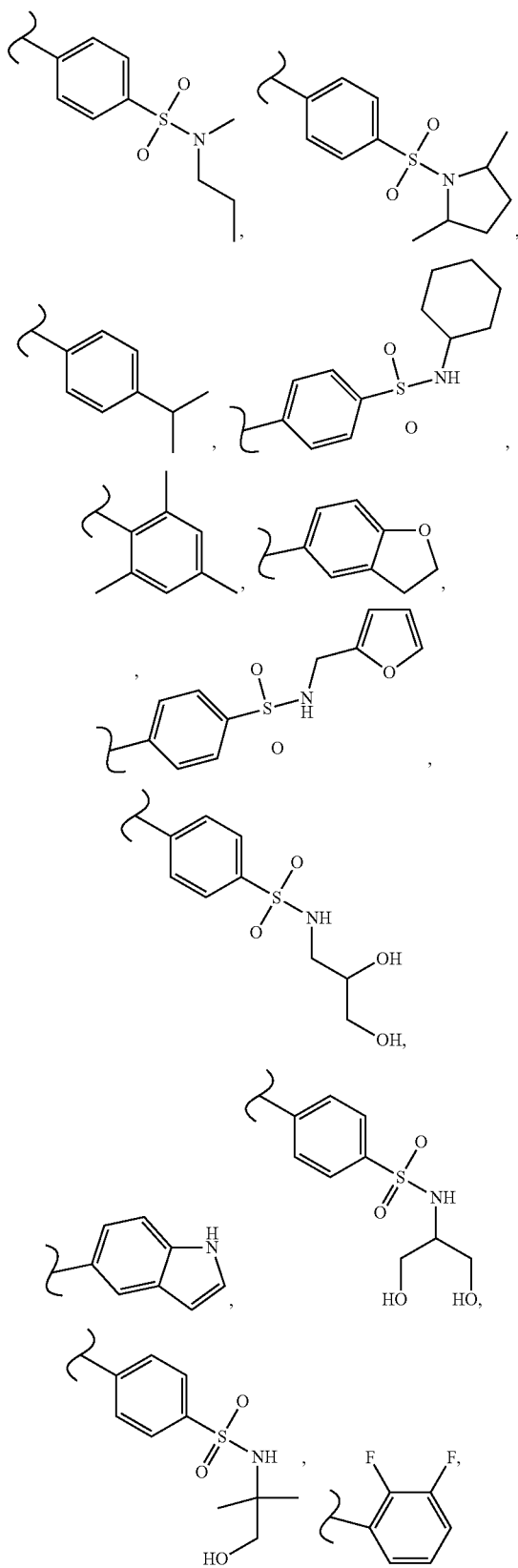
[0164] In some embodiments, R_1 is:



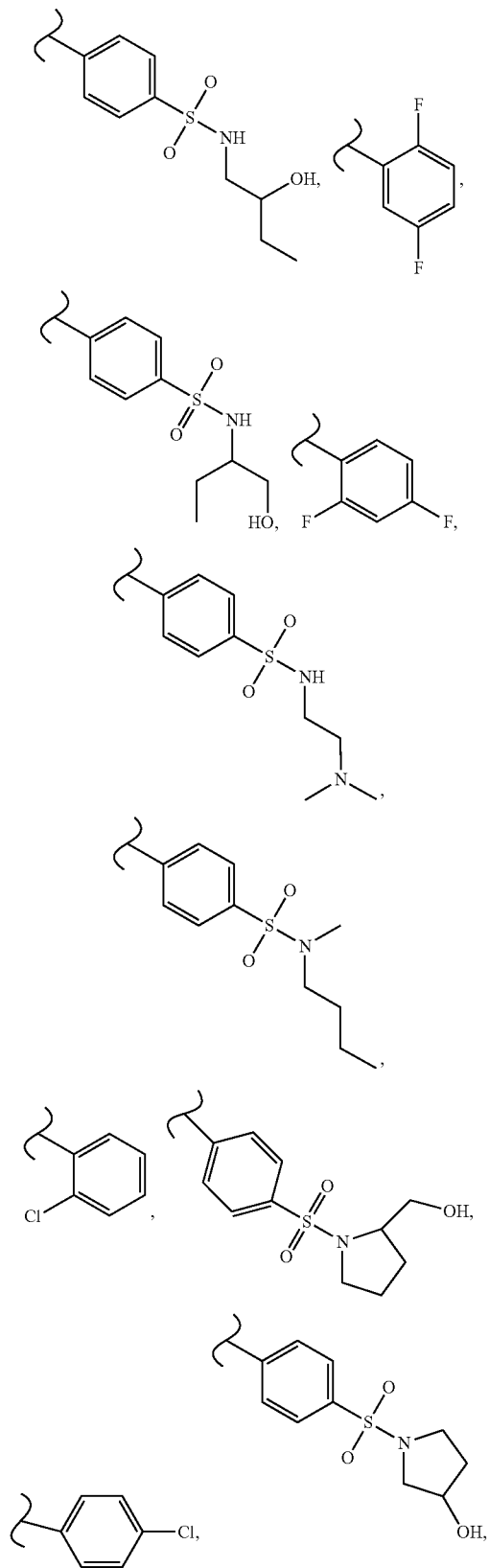
-continued



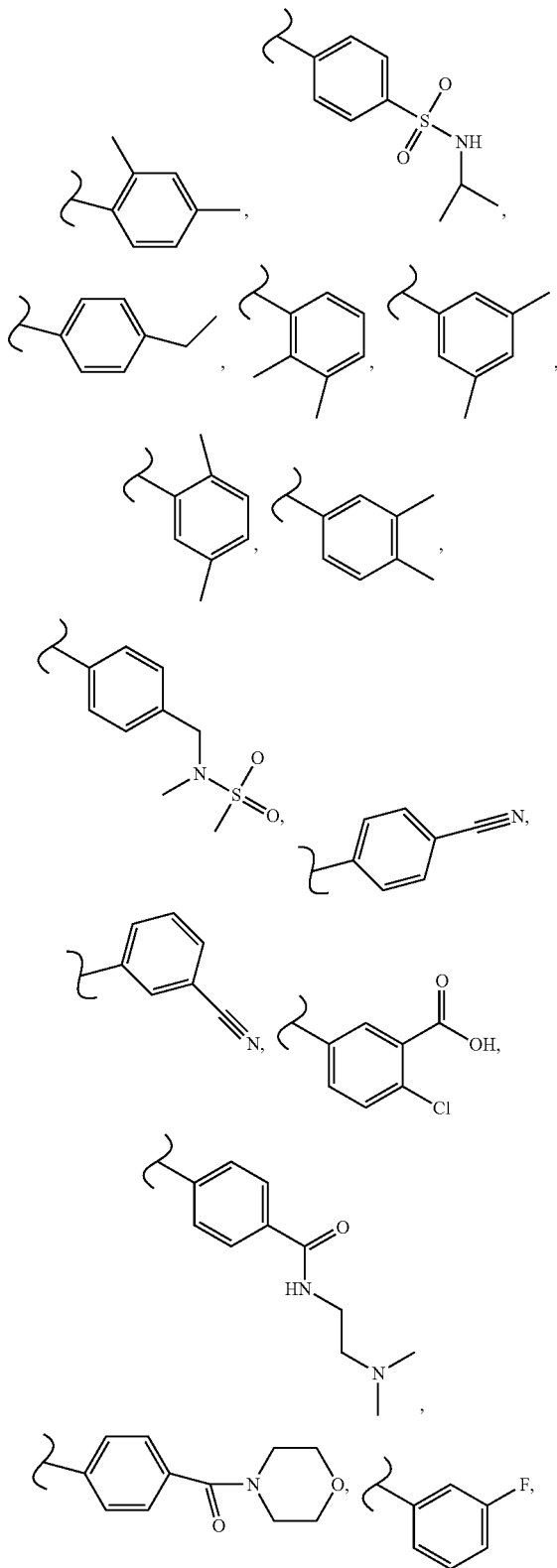
-continued



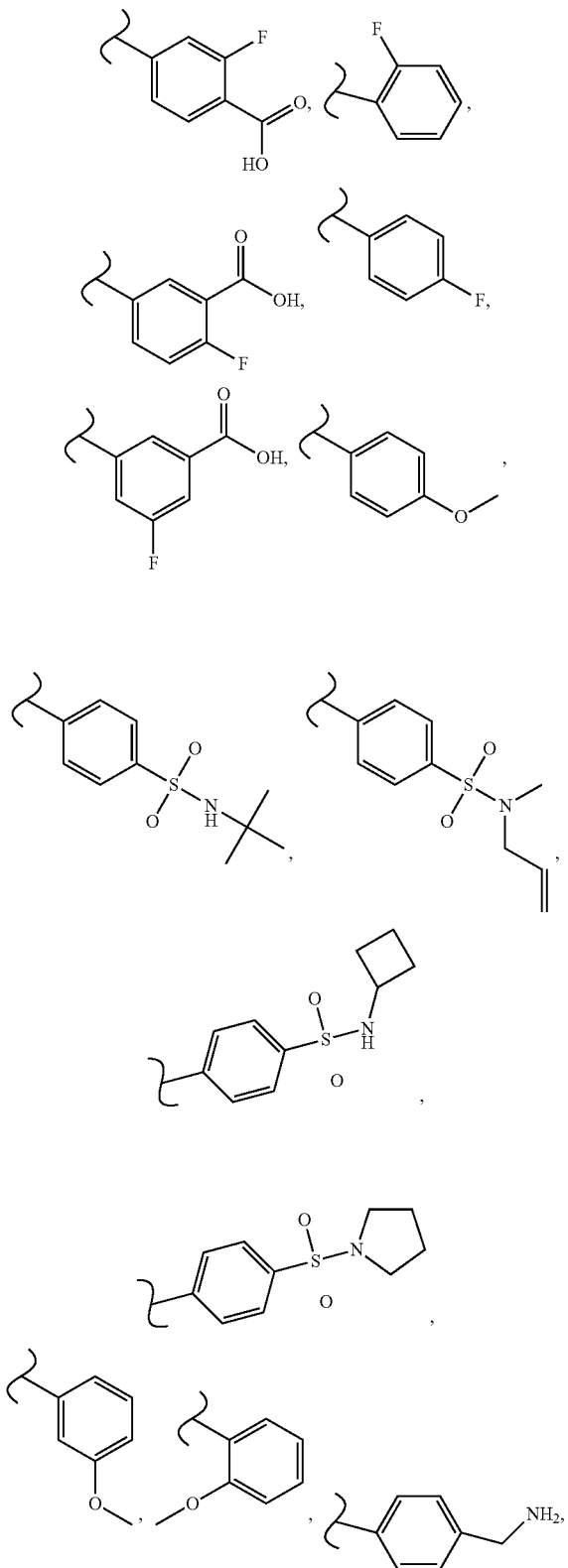
-continued



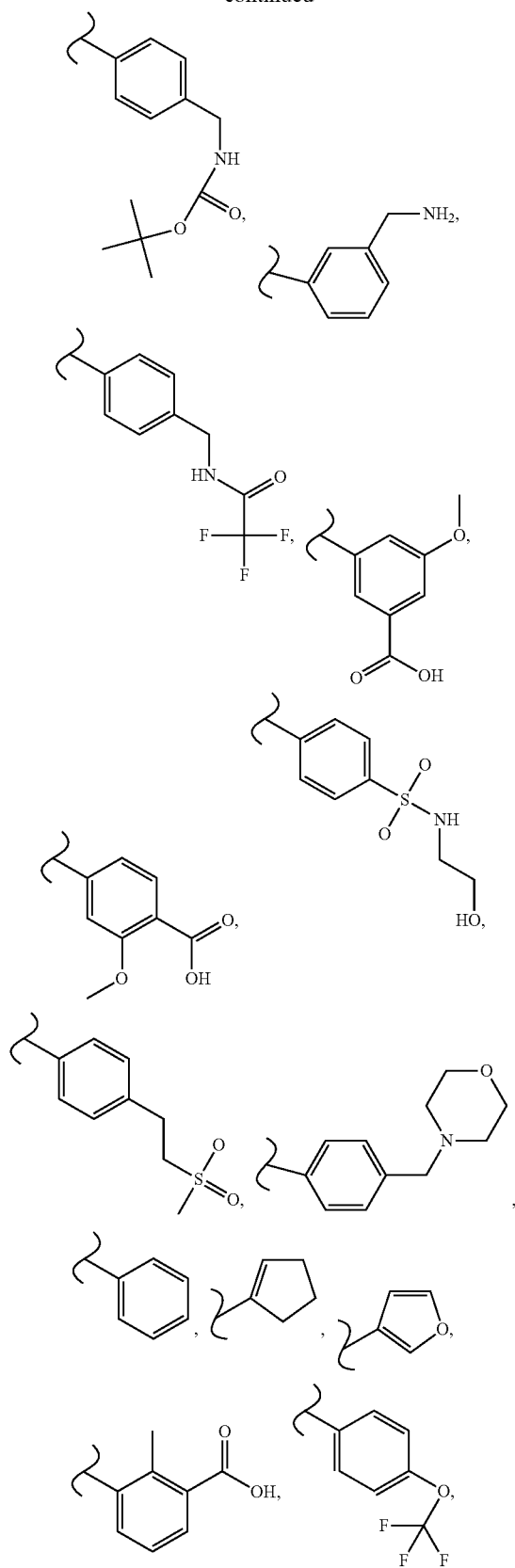
-continued



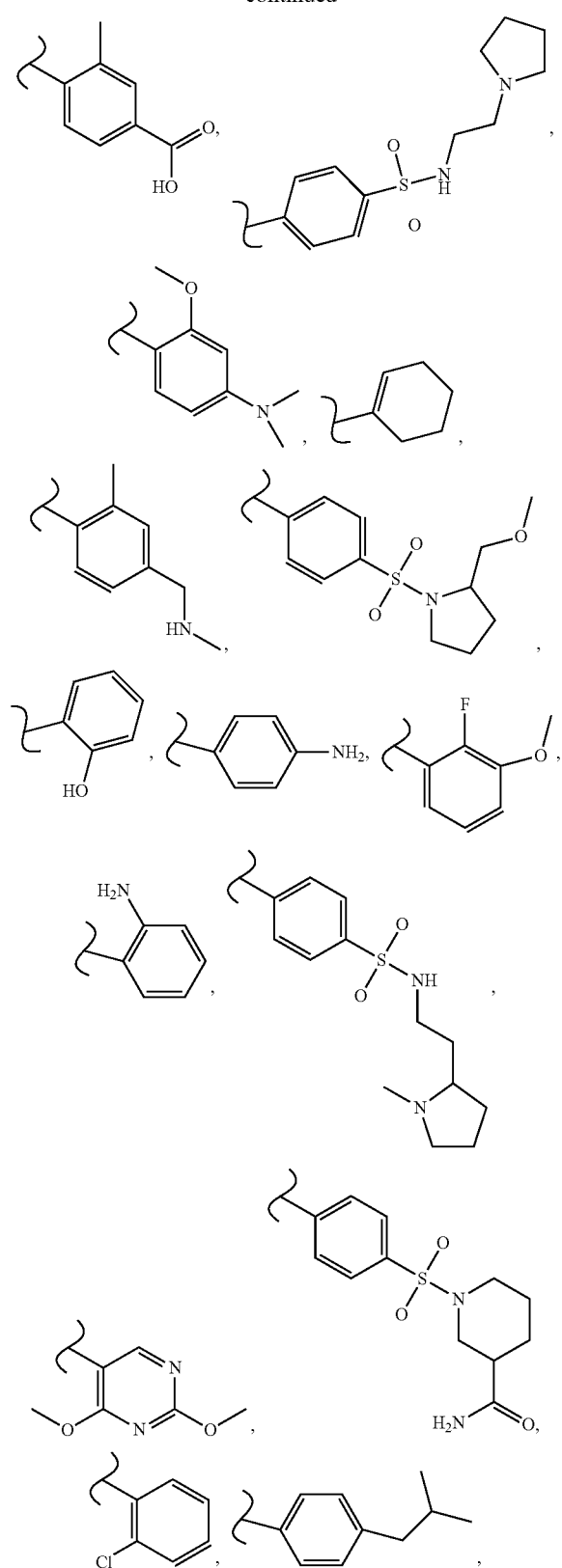
-continued



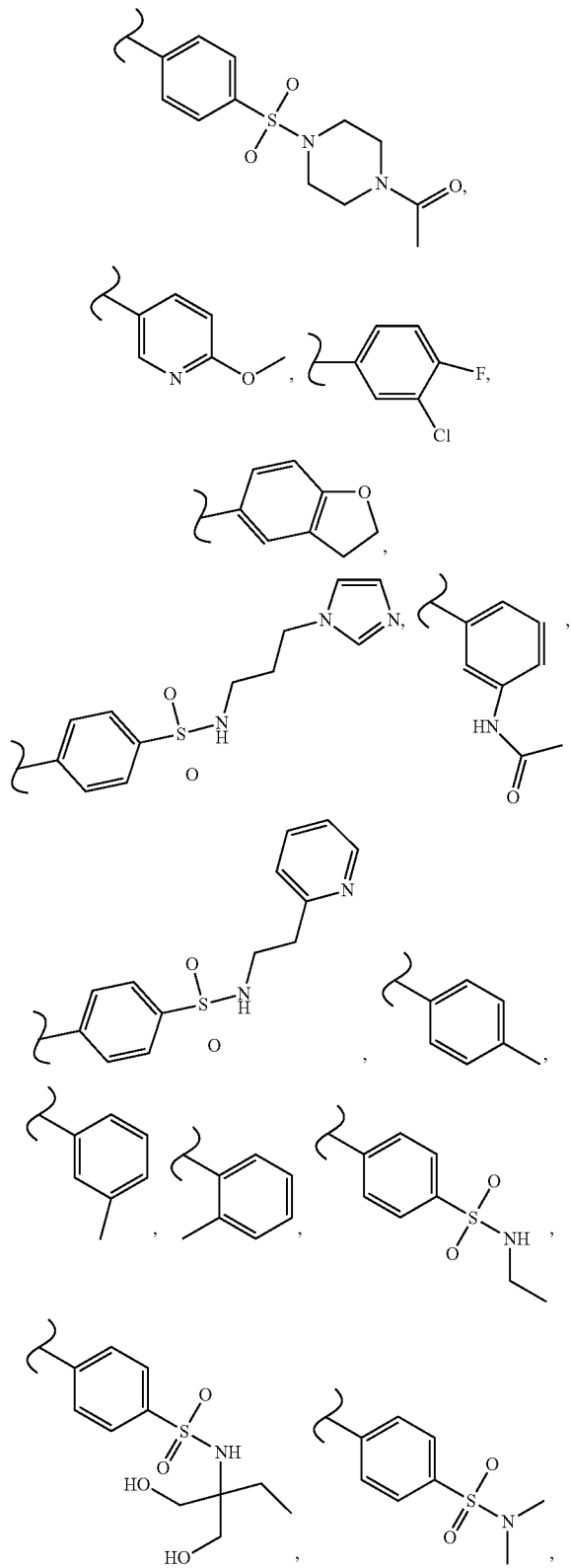
-continued



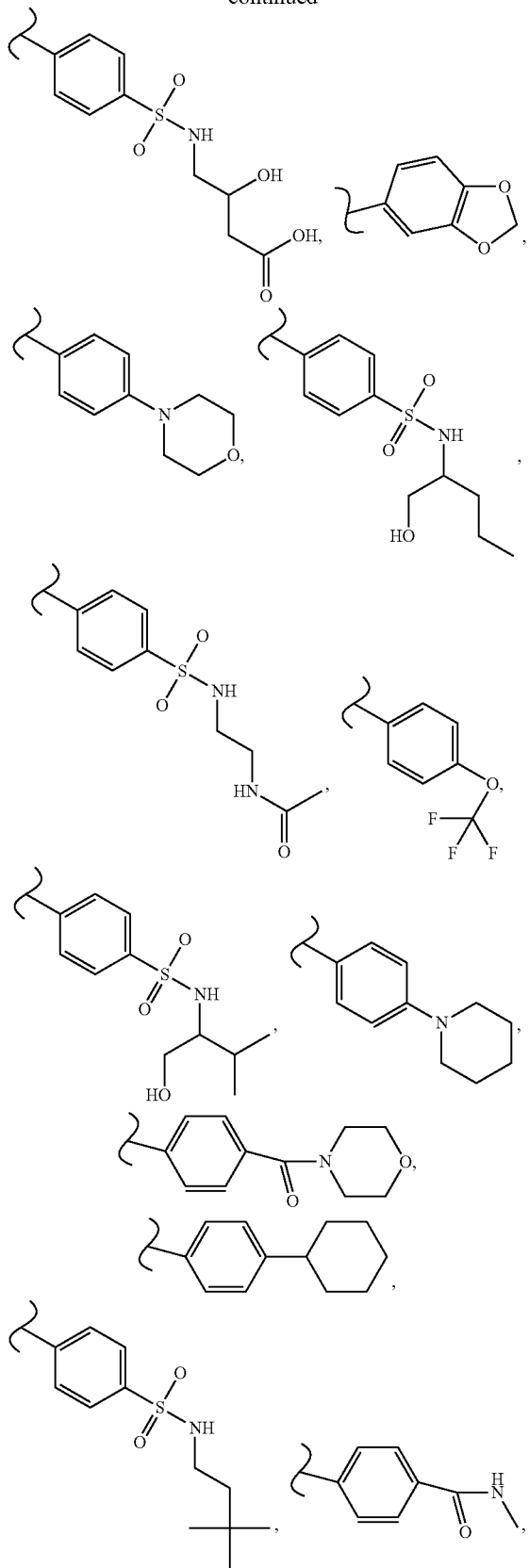
-continued

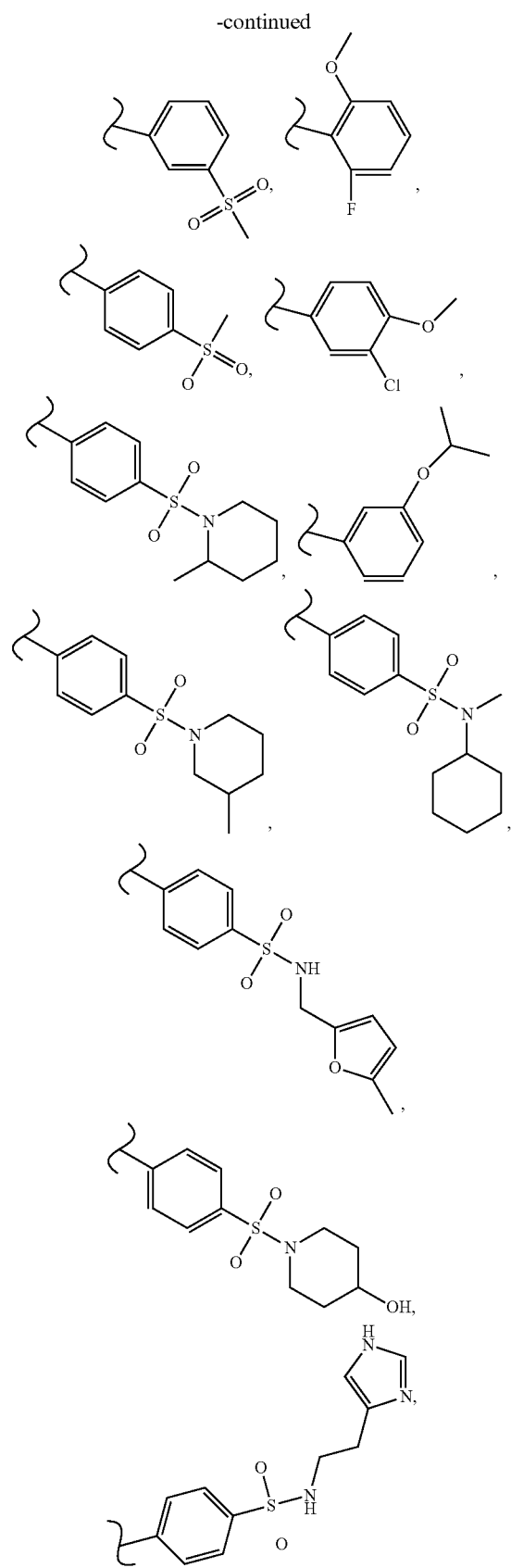


-continued

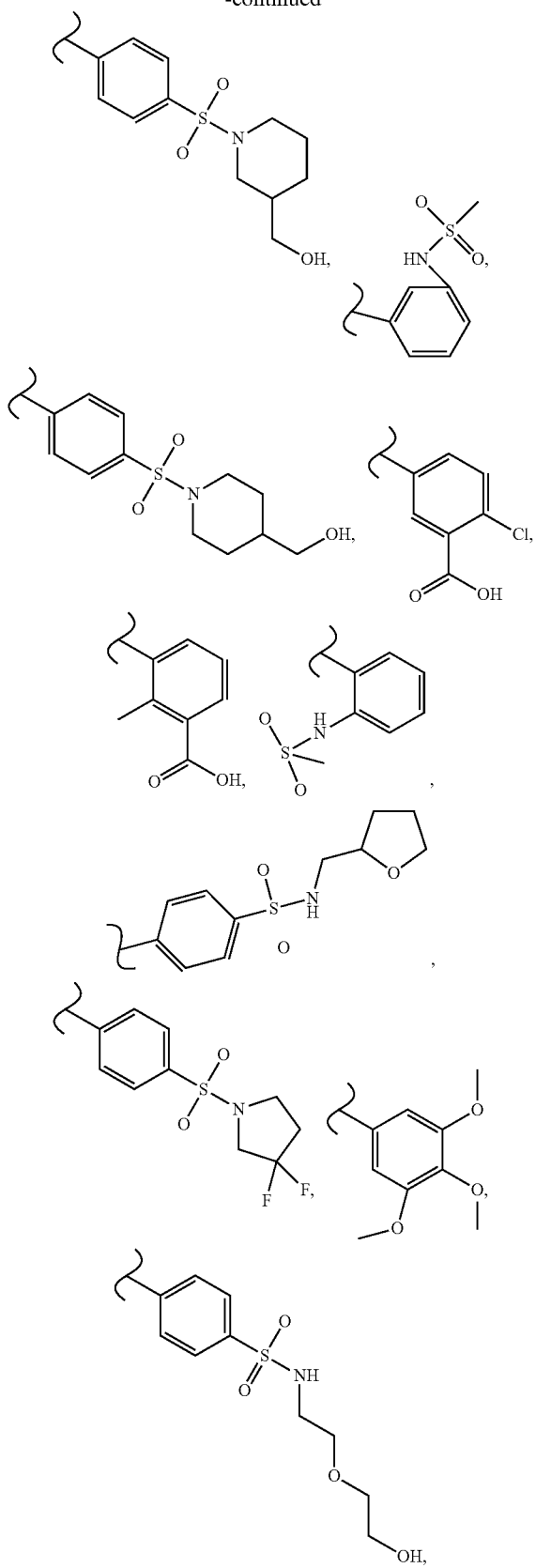


-continued

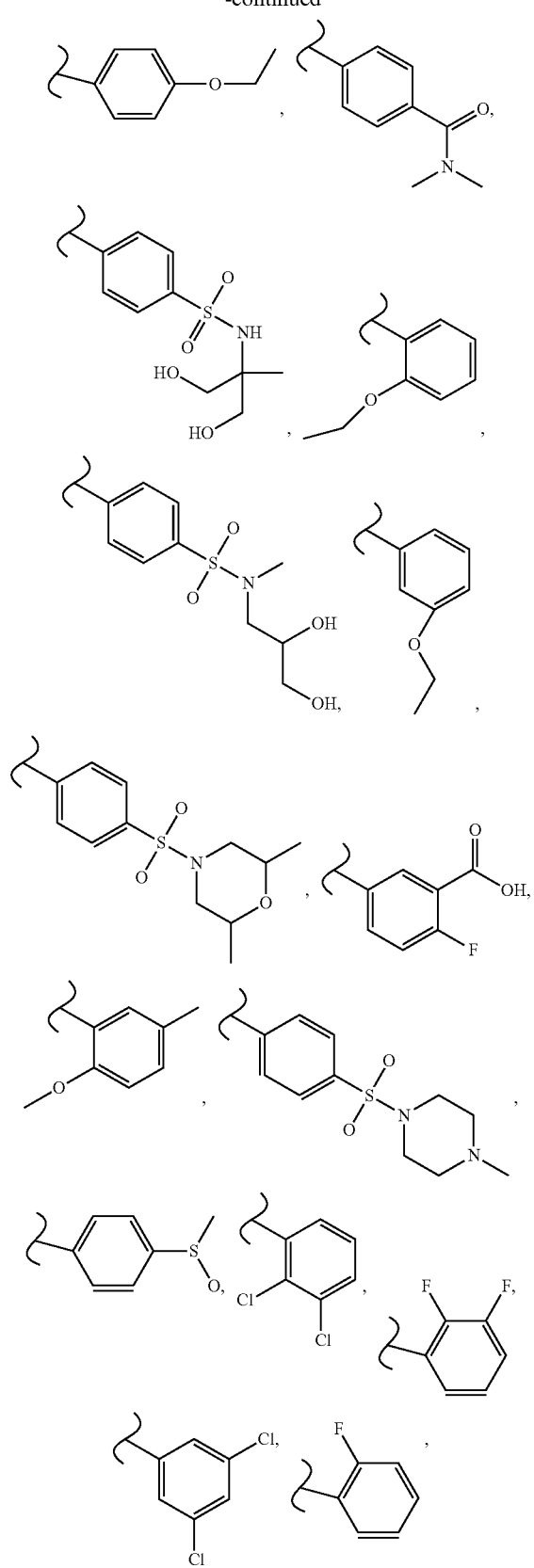




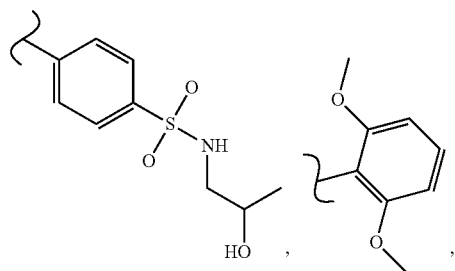
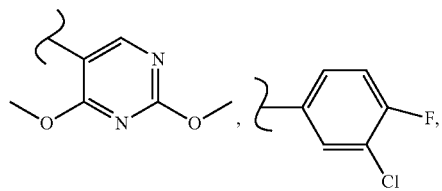
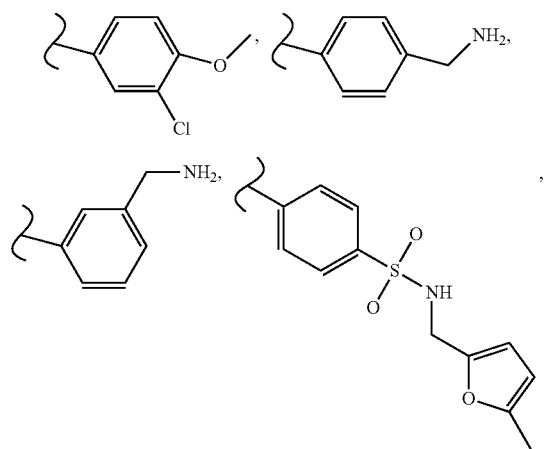
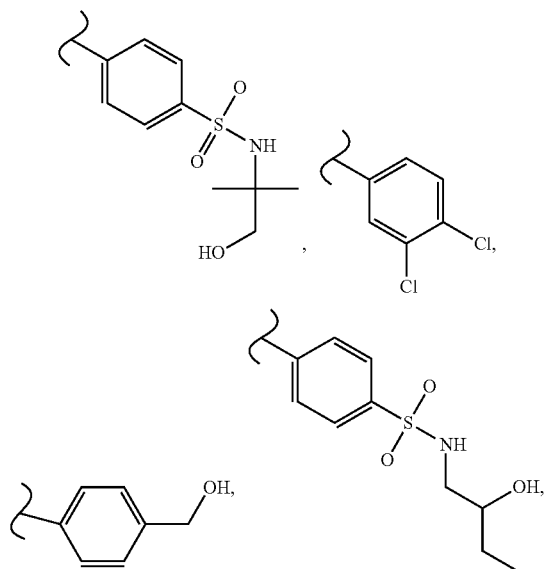
-continued



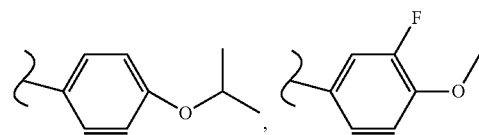
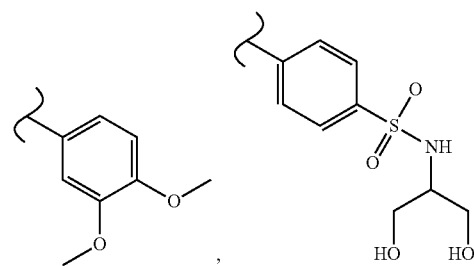
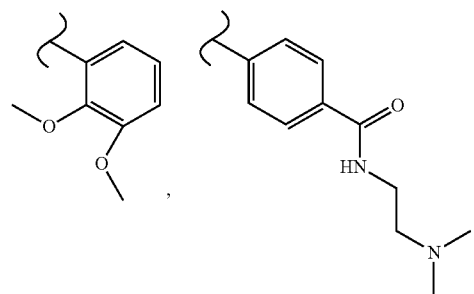
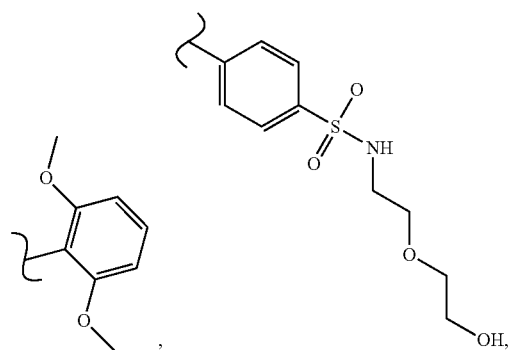
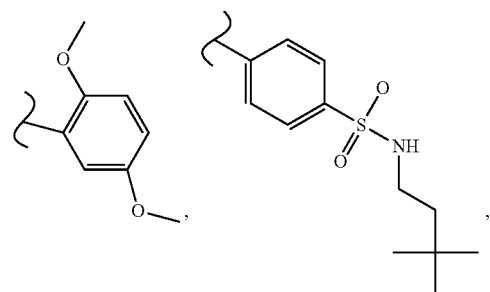
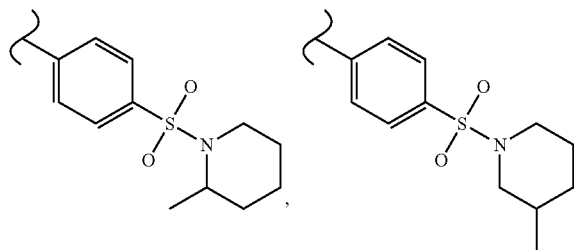
-continued



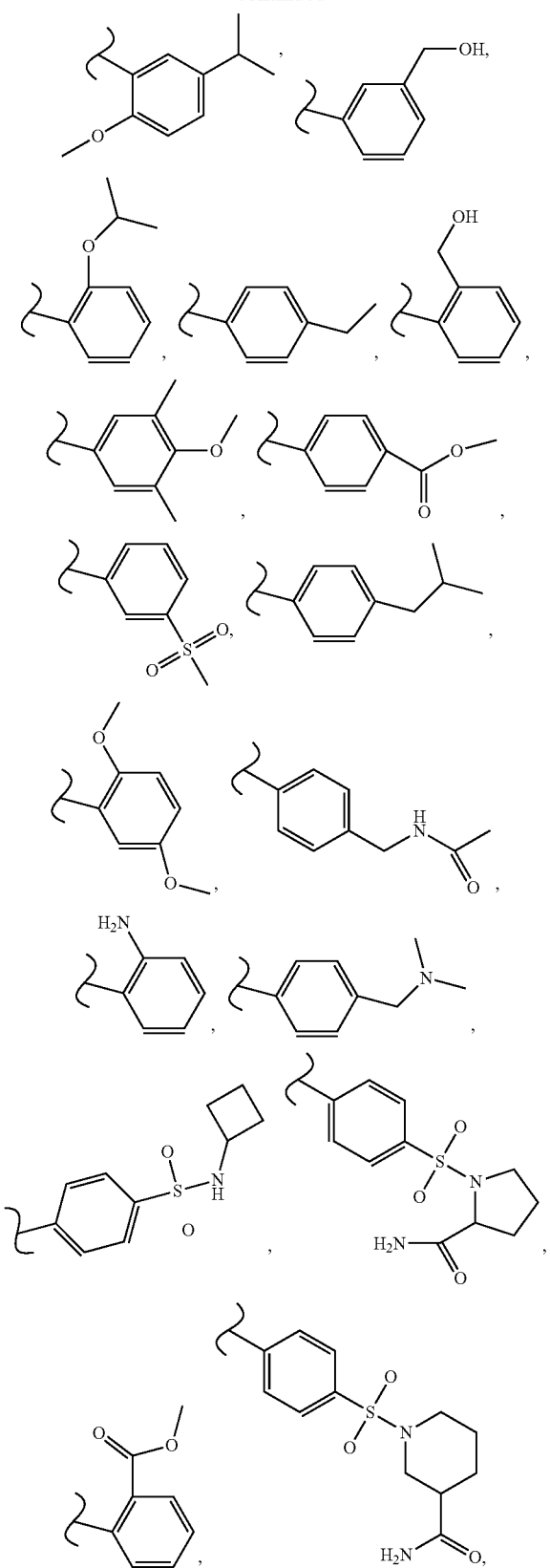
-continued



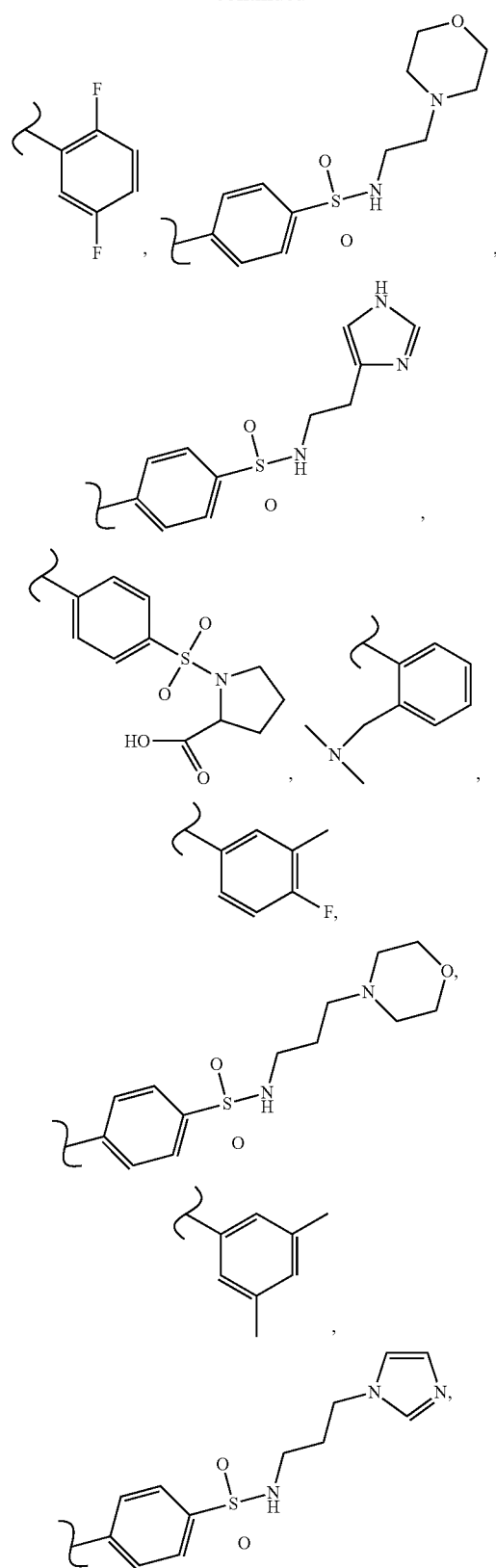
-continued



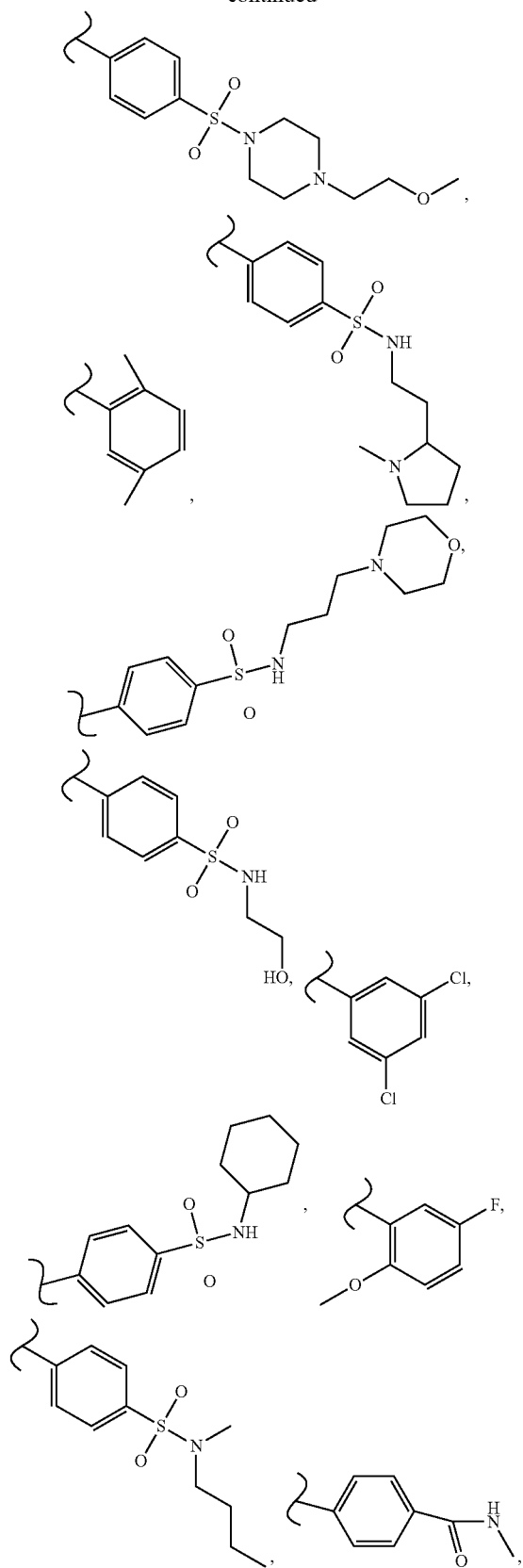
-continued



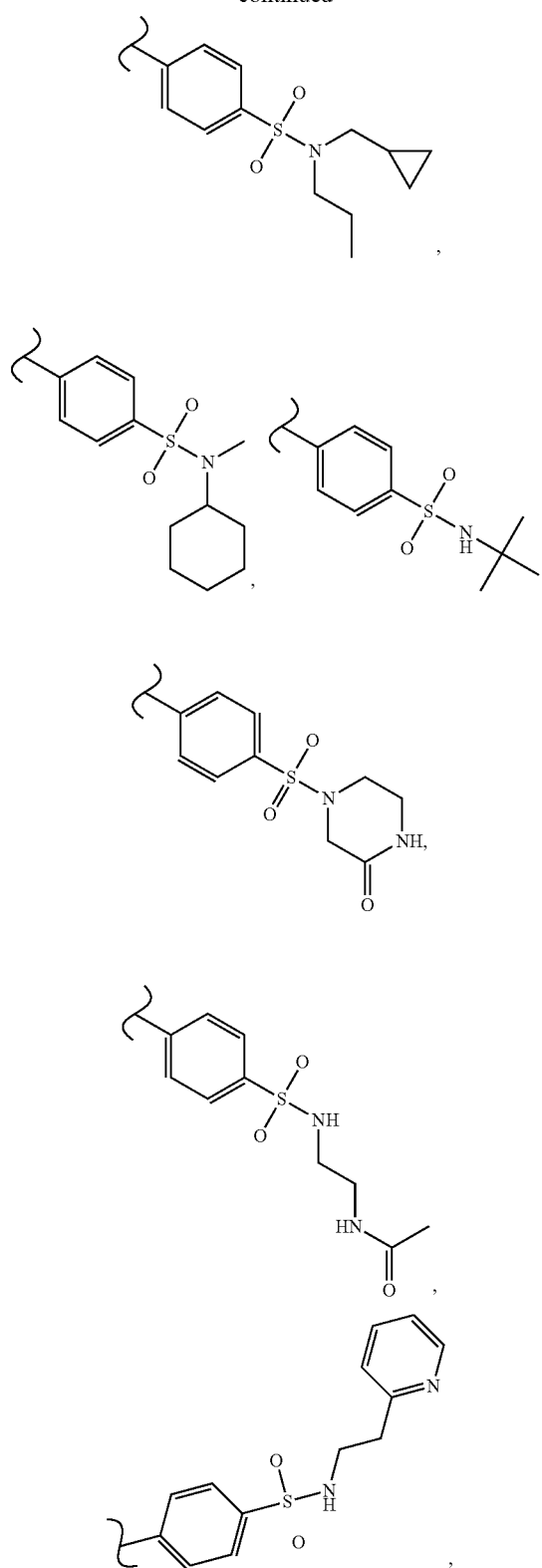
-continued



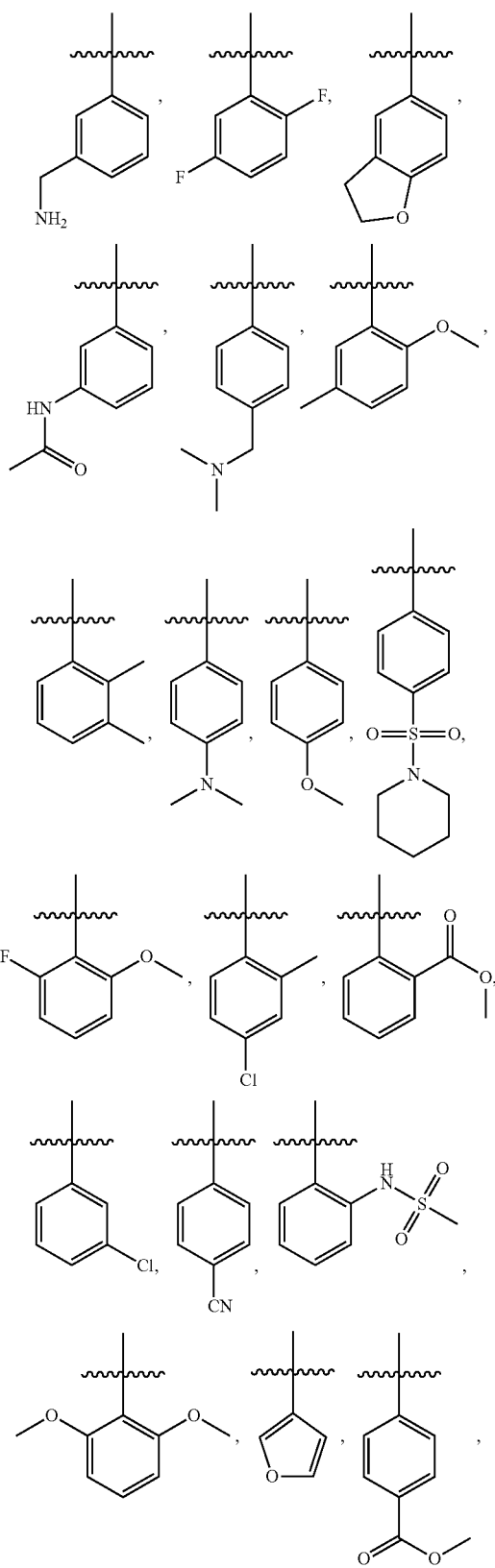
-continued



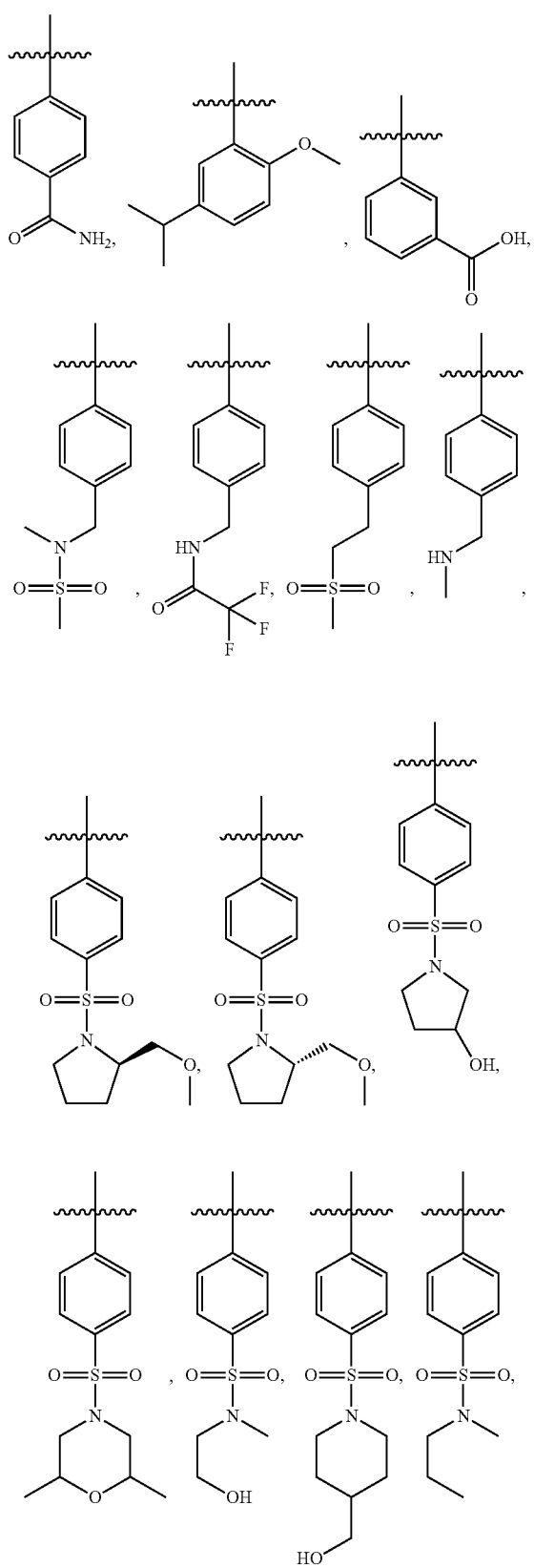
-continued



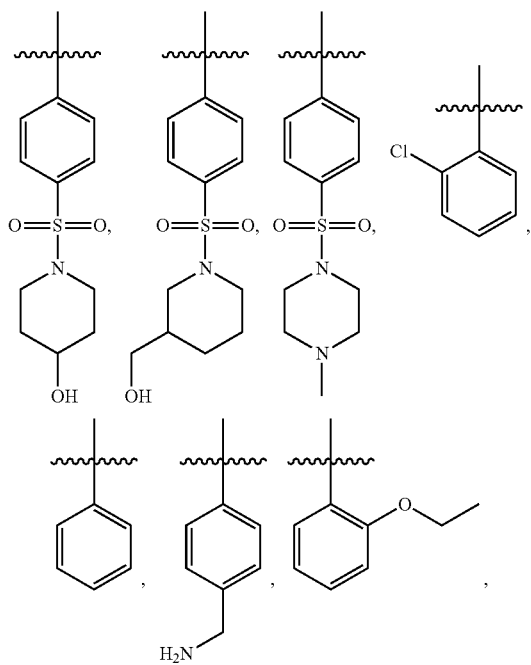
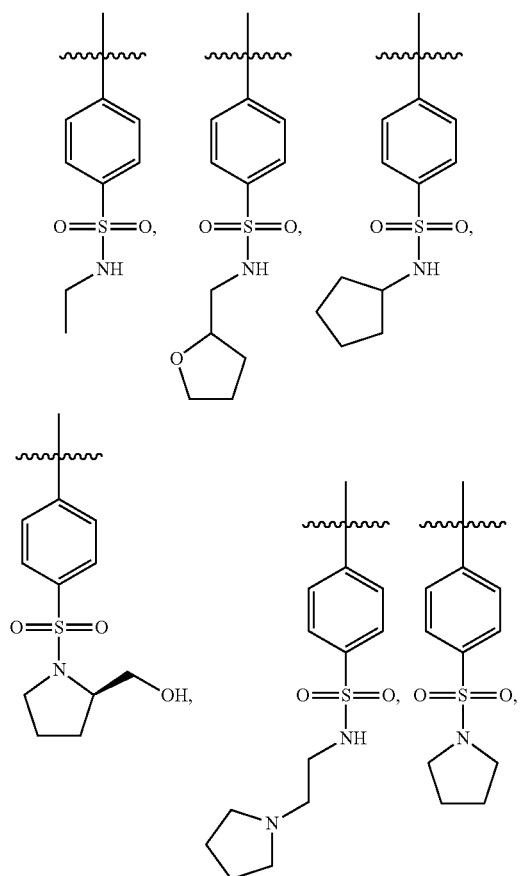
-continued



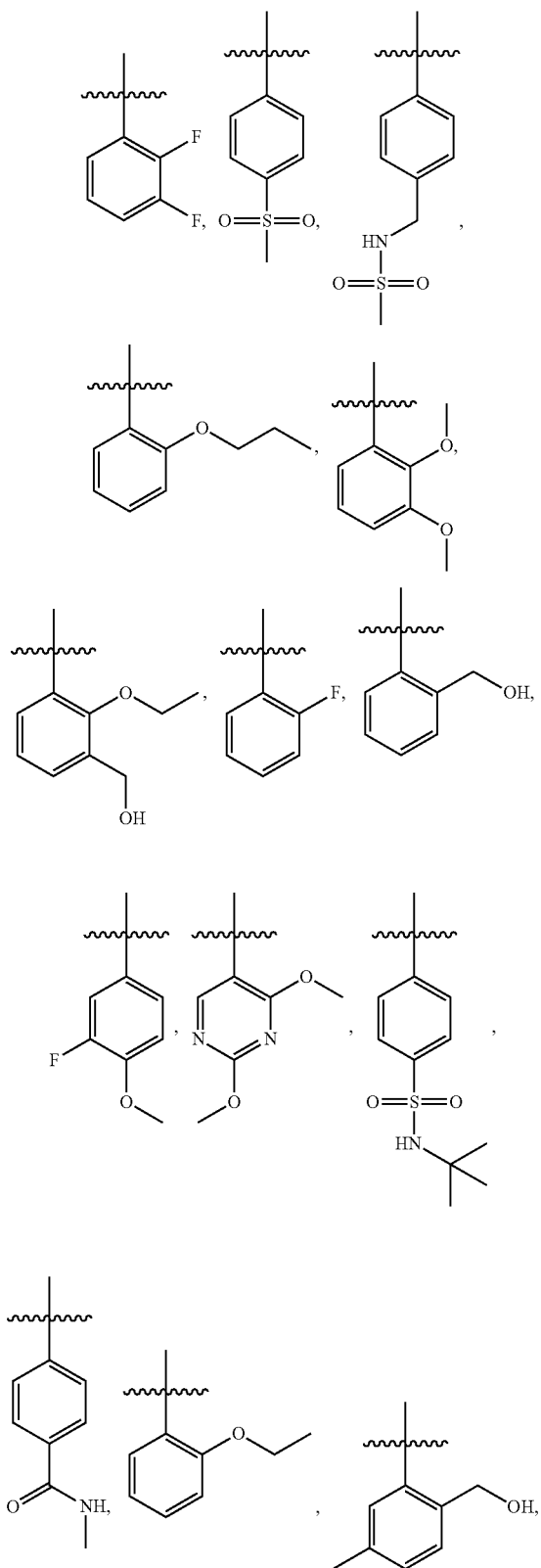
-continued



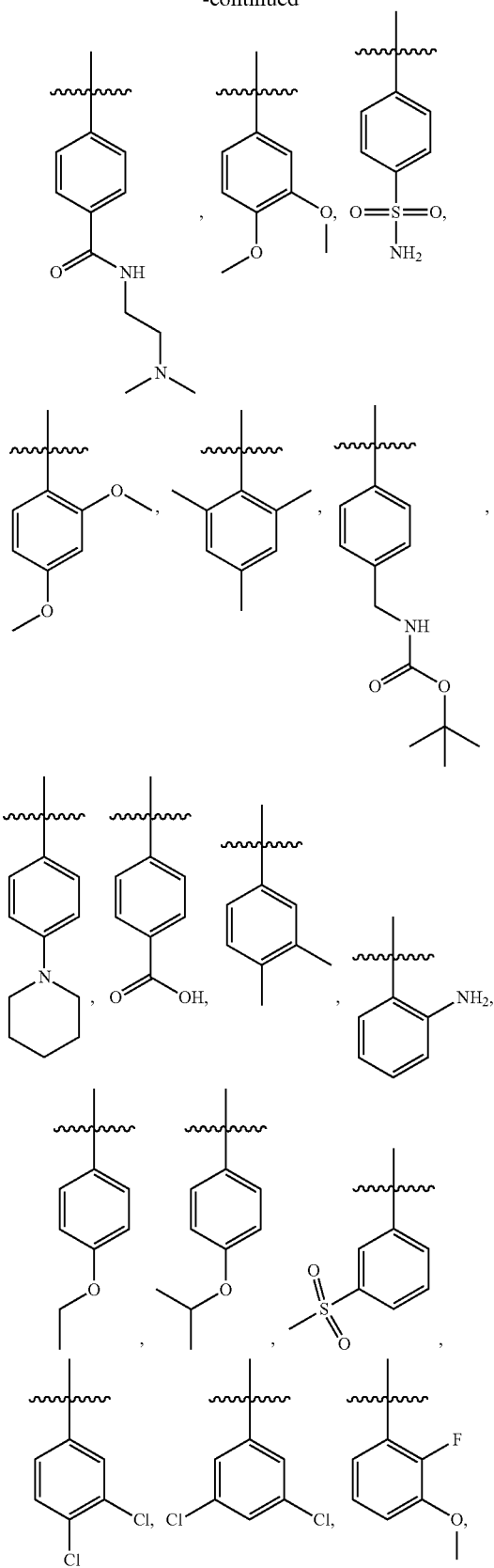
-continued



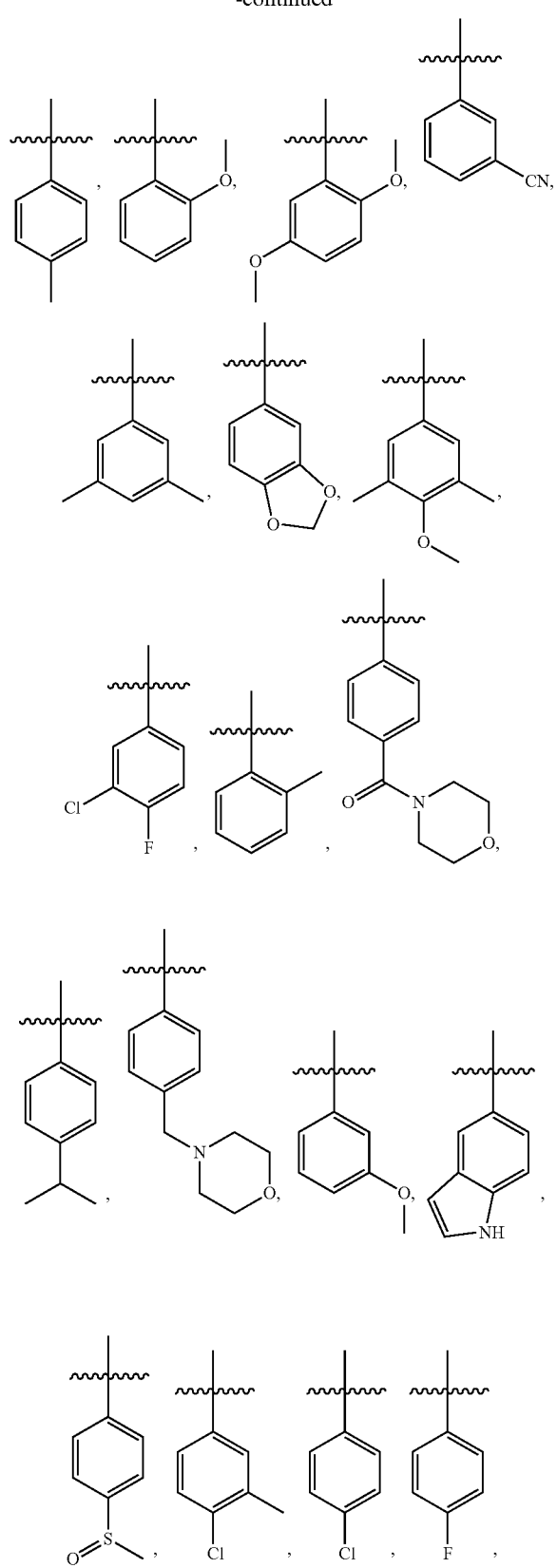
-continued



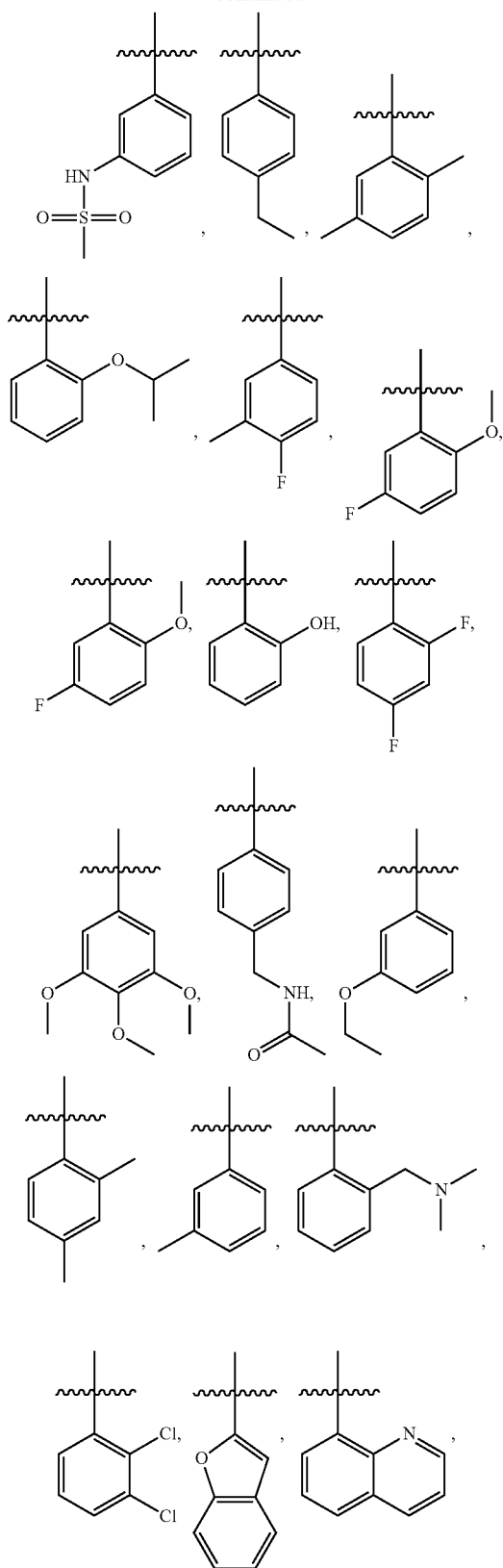
-continued



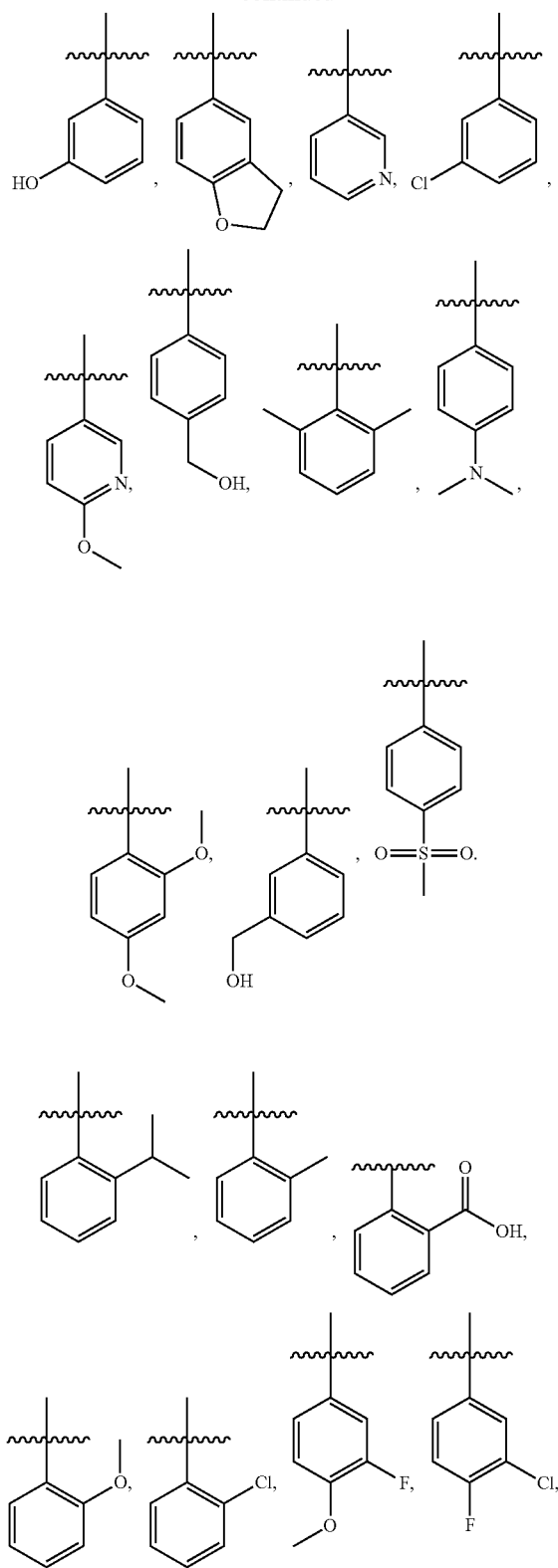
-continued



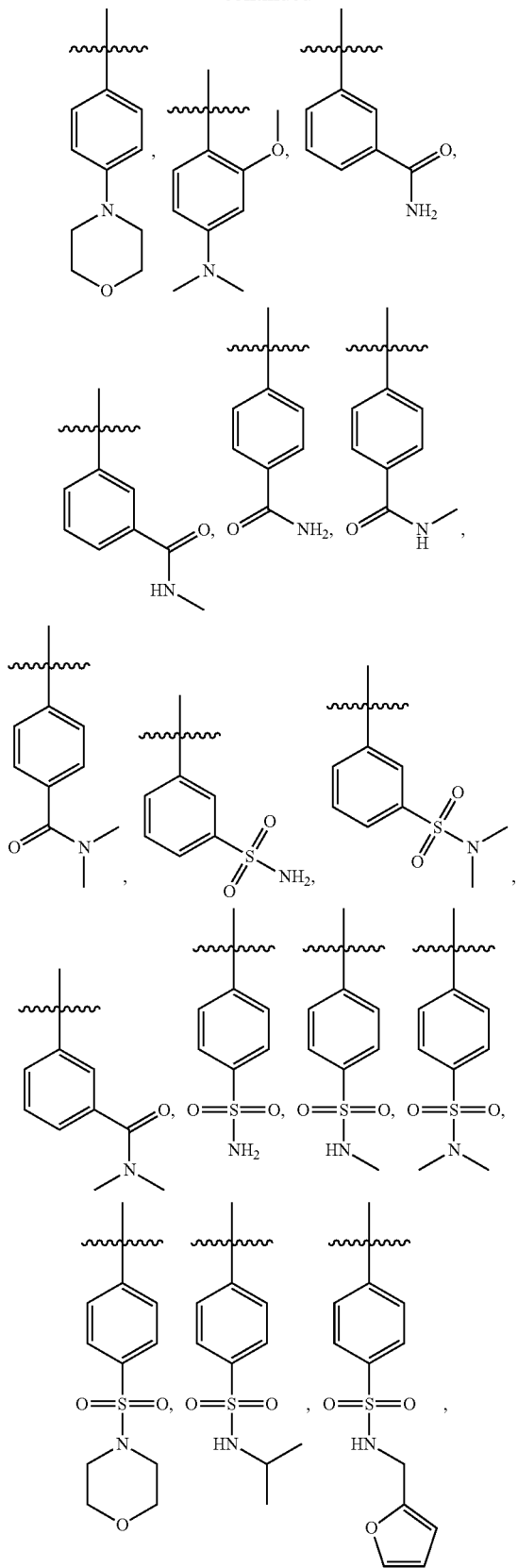
-continued



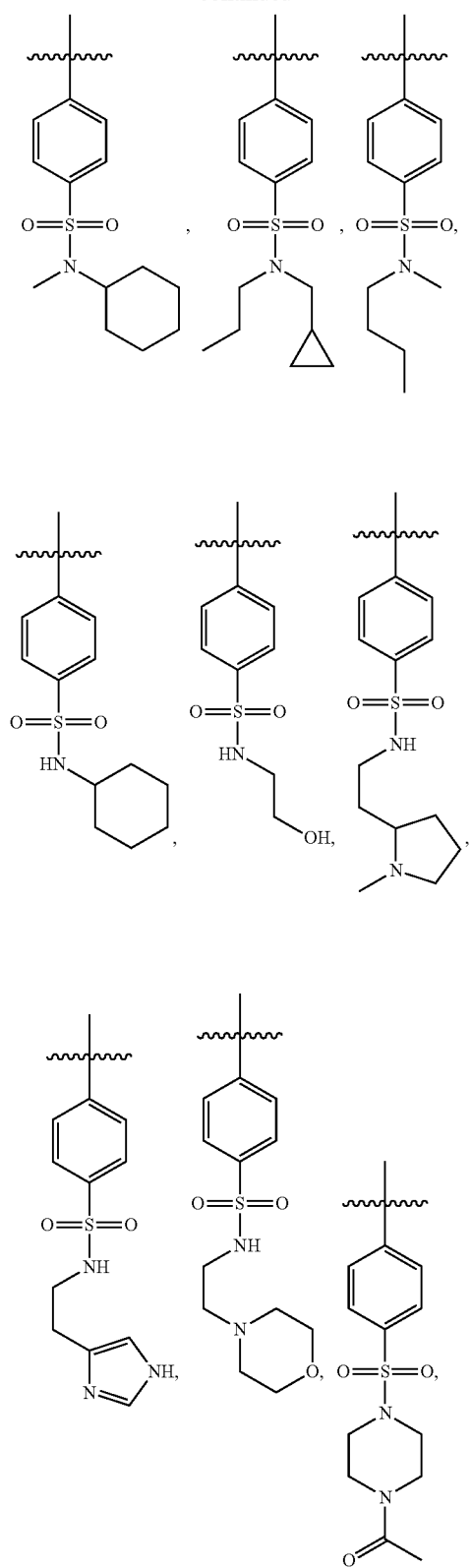
-continued



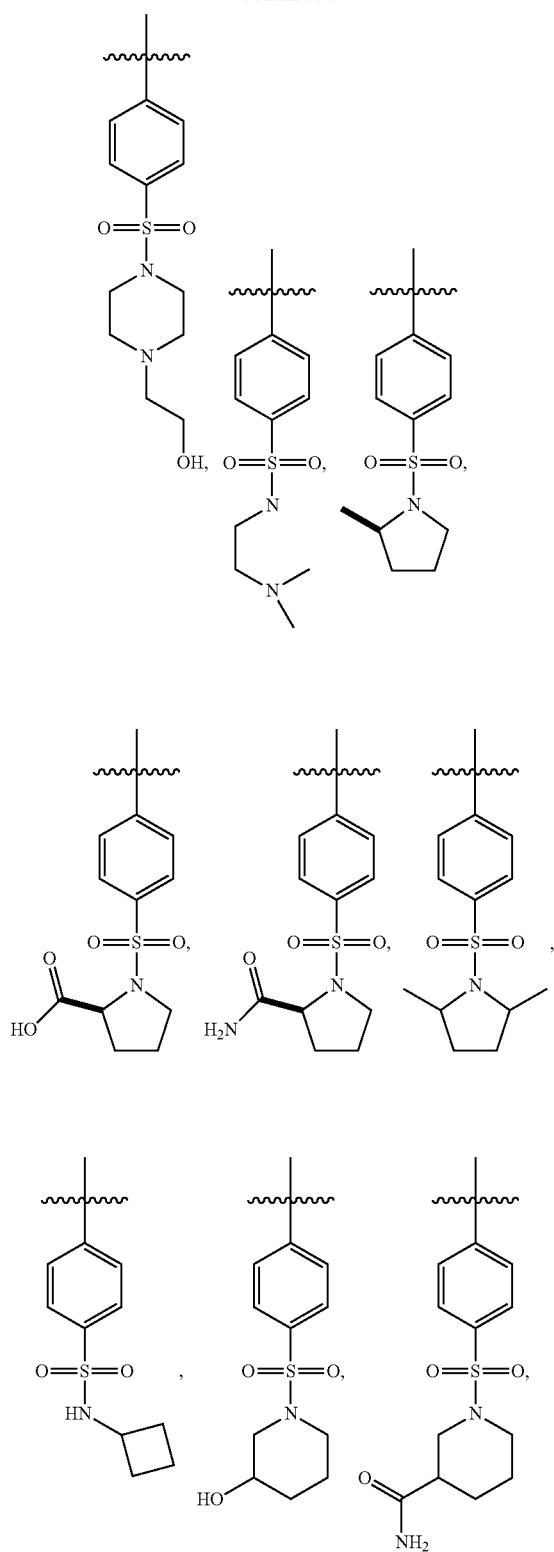
-continued



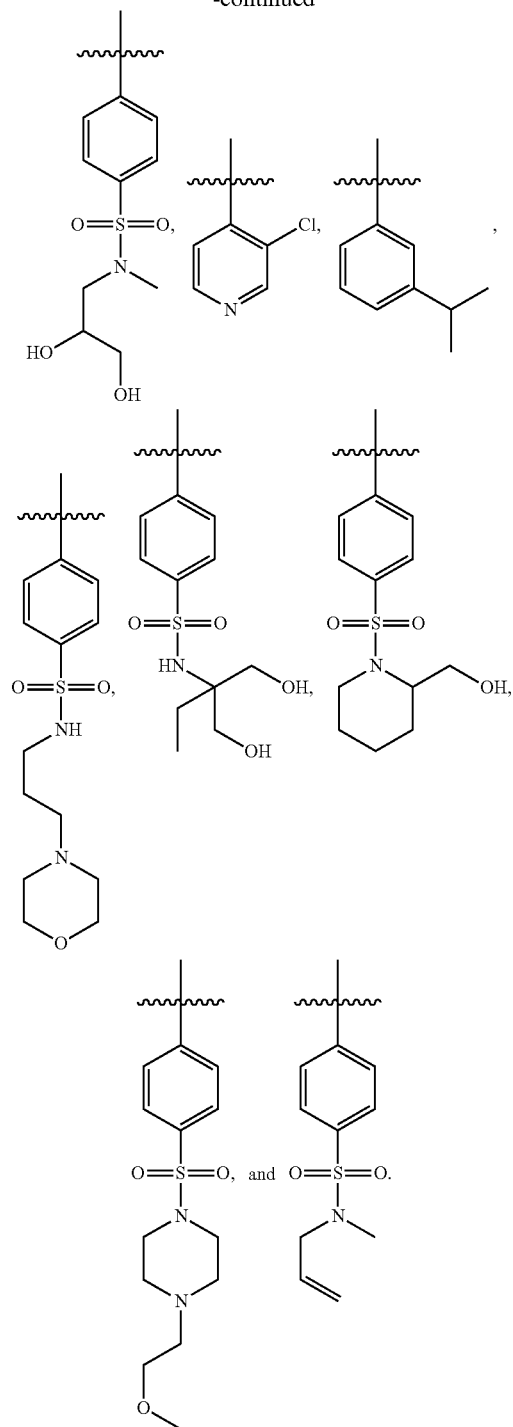
-continued



-continued

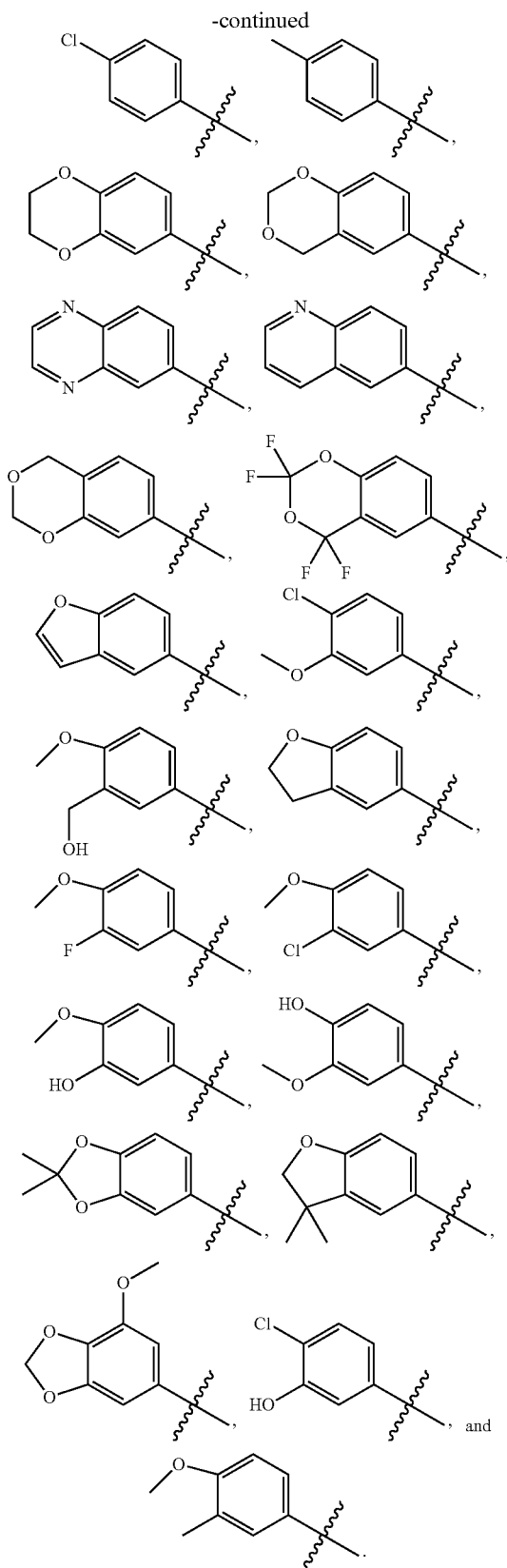


-continued

**[0166]** B. Substituent R₂

[0167] Each R₂ can be hydrogen. Each R₂ can be an optionally substituted group selected from C₁₋₆ aliphatic, C₃₋₆ cycloaliphatic, phenyl, and heteroaryl.

[0168] In several embodiments, R₂ is a C₁₋₆ aliphatic optionally substituted with 1, 2, or 3 halo, C₁₋₂ aliphatic, or alkoxy. In several examples, R₂ can be substituted methyl,

**[0183]** E. Exemplary Compound Families

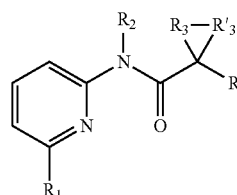
[0184] In several embodiments, R_1 is an optionally substituted cyclic group that is attached to the core structure at the 5 or 6 position of the pyridine ring.

[0185] In several examples, R_1 is an optionally substituted aryl that is attached to the 5 position of the pyridine ring. In other examples, R_1 is an optionally substituted aryl that is attached to the 6 position of the pyridine ring.

[0186] In more examples, R_1 is an optionally substituted heteroaryl that is attached to the 5 position of the pyridine ring. In still other examples, R_1 is an optionally substituted heteroaryl that is attached to the 6 position of the pyridine ring.

[0187] In other embodiments, R_1 is an optionally substituted cycloaliphatic or an optionally substituted heterocycloaliphatic that is attached to the pyridine ring at the 5 or 6 position.

[0188] Accordingly, another aspect of the present invention provides compounds of formula (II):



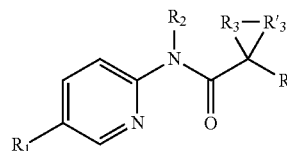
(II)

[0189] or a pharmaceutically acceptable salt thereof, wherein R_1 , R_2 , R_3 , R'_3 , and R_4 are defined in formula I.

[0190] In some embodiments, each R_1 is aryl or heteroaryl optionally substituted with 1, 2, or 3 of R^D , wherein R^D is $-Z^D R_9$, wherein each Z^D is independently a bond or an optionally substituted branched or straight C_{1-6} aliphatic chain wherein up to two carbon units of Z^D are optionally and independently replaced by $-\text{CO}-$, $-\text{CS}-$, $-\text{CONR}^E-$, $-\text{CONR}^E \text{NR}^E-$, $-\text{CO}_2-$, $-\text{OCO}-$, $-\text{NR}^E \text{CO}_2-$, $-\text{O}-$, $-\text{NR}^E \text{CONR}^E-$, $-\text{OCONR}^E-$, $-\text{NR}^E \text{NR}^E-$, $-\text{NR}^E \text{CO}-$, $-\text{S}-$, $-\text{SO}-$, $-\text{SO}_2-$, $-\text{NR}^E-$, $-\text{SO}_2 \text{NR}^E-$, $-\text{NR}^E \text{SO}_2-$, or $-\text{NR}^E \text{SO}_2 \text{NR}^E-$; each R_9 is independently R^E , halo, $-\text{OH}$, $-\text{NH}_2$, $-\text{NO}_2$, $-\text{CN}$, $-\text{CF}_3$, or $-\text{OCF}_3$; each R^E is independently hydrogen, an optionally substituted C_{1-8} aliphatic group, an optionally substituted cycloaliphatic, an optionally substituted heterocycloaliphatic, an optionally substituted aryl, or an optionally substituted heteroaryl.

[0191] In some embodiment, each R_1 is cycloaliphatic or heterocycloaliphatic optionally substituted with 1, 2, or 3 of R^D ; wherein R^D is defined above.

[0192] Another aspect of the present invention provides compounds of formula (III):



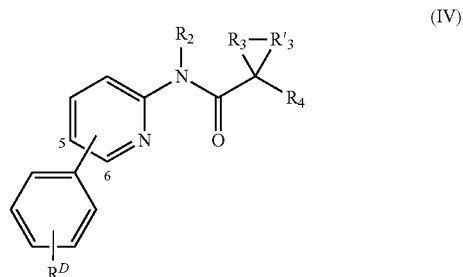
(III)

[0193] or a pharmaceutically acceptable salt thereof, wherein R_1 , R_2 , R_3 , R'_3 , and R_4 are defined in formula I.

[0194] In some embodiments, each R_1 is aryl or heteroaryl optionally substituted with 1, 2, or 3 of R^D , wherein R^D is $-Z^D R_9$, wherein each Z^D is independently a bond or an optionally substituted branched or straight C_{1-6} aliphatic chain wherein up to two carbon units of Z^D are optionally and independently replaced by $-\text{CO}-$, $-\text{CS}-$, $-\text{CONR}^E-$, $-\text{CONR}^E \text{NR}^E-$, $-\text{CO}_2-$, $-\text{OCO}-$, $-\text{NR}^E \text{CO}_2-$, $-\text{O}-$, $-\text{NR}^E \text{CONR}^E-$, $-\text{OCONR}^E-$, $-\text{NR}^E \text{NR}^E-$, $-\text{NR}^E \text{CO}-$, $-\text{S}-$, $-\text{SO}-$, $-\text{SO}_2-$, $-\text{NR}^E-$, $-\text{SO}_2 \text{NR}^E-$, $-\text{NR}^E \text{SO}_2-$, or $-\text{NR}^E \text{SO}_2 \text{NR}^E-$; each R_9 is independently R^E , halo, $-\text{OH}$, $-\text{NH}_2$, $-\text{NO}_2$, $-\text{CN}$, $-\text{CF}_3$, or $-\text{OCF}_3$; each R^E is independently hydrogen, an optionally substituted C_{1-8} aliphatic group, an optionally substituted cycloaliphatic, an optionally substituted heterocycloaliphatic, an optionally substituted aryl, or an optionally substituted heteroaryl.

[0195] In some embodiments, each R_1 is cycloaliphatic or heterocycloaliphatic optionally substituted with 1, 2, or 3 of R^D ; wherein R^D is defined above.

[0196] In another aspect, the present invention includes compounds of formula (IV):



[0197] or a pharmaceutically acceptable salt thereof, wherein R_2 , R_3 , R'_3 , and R_4 are defined in formula I.

[0198] R^D is $-Z^D R_9$; wherein each Z^D is independently a bond or an optionally substituted branched or straight C_{1-6} aliphatic chain wherein up to two carbon units of Z^D are optionally and independently replaced by $-\text{CO}-$, $-\text{CS}-$, $-\text{CONR}^E-$, $-\text{CONR}^E \text{NR}^E-$, $-\text{CO}_2-$, $-\text{OCO}-$, $-\text{NR}^E \text{CO}_2-$, $-\text{O}-$, $-\text{NR}^E \text{CONR}^E-$, $-\text{OCONR}^E-$, $-\text{NR}^E \text{NR}^E-$, $-\text{NR}^E \text{CO}-$, $-\text{S}-$, $-\text{SO}-$, $-\text{SO}_2-$, $-\text{NR}^E-$, $-\text{SO}_2 \text{NR}^E-$, $-\text{NR}^E \text{SO}_2-$, or $-\text{NR}^E \text{SO}_2 \text{NR}^E-$.

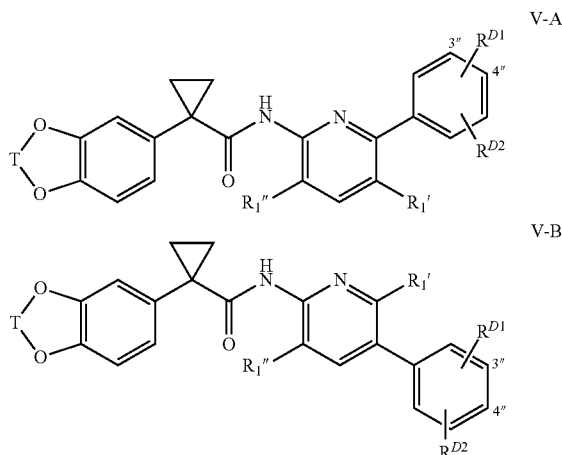
[0199] R_9 is independently R^E , halo, $-\text{OH}$, $-\text{NH}_2$, $-\text{NO}_2$, $-\text{CN}$, $-\text{CF}_3$, or $-\text{OCF}_3$.

[0200] Each R^E is independently hydrogen, an optionally substituted C_{1-8} aliphatic group, an optionally substituted cycloaliphatic, an optionally substituted heterocycloaliphatic, an optionally substituted aryl, or an optionally substituted heteroaryl.

[0201] In several embodiments, Z^D is independently a bond or is an optionally substituted branched or straight C_{1-6} aliphatic chain wherein one carbon unit of Z^D is optionally replaced by $-\text{SO}_2-$, $-\text{CONR}^E-$, $-\text{NR}^E \text{SO}_2-$, or $-\text{SO}_2 \text{NR}^E-$. For example, Z^D is an optionally substituted branched or straight C_{1-6} aliphatic chain wherein one carbon unit of Z^D is optionally replaced by $-\text{SO}_2-$. In other examples, R_9 is an optionally substituted heteroaryl or an optionally substituted heterocycloaliphatic. In additional

examples, R_9 is an optionally substituted heterocycloaliphatic having 1-2 nitrogen atoms, and R_9 attaches directly to $-\text{SO}_2-$ via a ring nitrogen.

[0202] In another aspect, the present invention includes compounds of formula V-A or formula V-B:



[0203] or a pharmaceutically acceptable salt thereof,

[0204] wherein:

[0205] T is an optionally substituted C_{1-2} aliphatic chain, wherein each of the carbon units is optionally and independently replaced by $-\text{CO}-$, $-\text{CS}-$, $-\text{COCO}-$, $-\text{SO}_2-$, $-\text{B}(\text{OH})-$, or $-\text{B}(\text{O}(\text{C}_{1-6} \text{ alkyl}))-$;

[0206] Each of R_1' and R_1'' is independently a bond or an optionally substituted C_{1-6} aliphatic, an optionally substituted aryl, an optionally substituted heteroaryl, an optionally substituted 3 to 10 membered cycloaliphatic, an optionally substituted 3 to 10 membered heterocycloaliphatic, carboxy, amido, amino, halo, or hydroxy;

[0207] R^{D1} is attached to carbon 3" or 4";

[0208] each R^{D1} and R^{D2} is $-Z^D R_9$, wherein each Z^D is independently a bond or an optionally substituted branched or straight C_{1-6} aliphatic chain wherein up to two carbon units of Z^D are optionally and independently replaced by $-\text{CO}-$, $-\text{CS}-$, $-\text{CONR}^E-$, $-\text{CONR}^E \text{NR}^E-$, $-\text{CO}_2-$, $-\text{OCO}-$, $-\text{NR}^E \text{CO}_2-$, $-\text{O}-$, $-\text{NR}^E \text{CONR}^E-$, $-\text{OCONR}^E-$, $-\text{NR}^E \text{NR}^E-$, $-\text{NR}^E \text{CO}-$, $-\text{S}-$, $-\text{SO}-$, $-\text{SO}_2-$, $-\text{NR}^E-$, $-\text{SO}_2 \text{NR}^E-$, $-\text{NR}^E \text{SO}_2-$, or $-\text{NR}^E \text{SO}_2 \text{NR}^E-$;

[0209] R_9 is independently R^E , halo, $-\text{OH}$, $-\text{NH}_2$, $-\text{NO}_2$, $-\text{CN}$, $-\text{CF}_3$, or $-\text{OCF}_3$;

[0210] or R^{D1} and R^{D2} , taken together with atoms to which they are attached, form a 3-8 membered saturated, partially unsaturated, or aromatic ring with up to 3 ring members independently selected from the group consisting of O, NH, NR^E , and S; and

[0211] each R^E is independently hydrogen, an optionally substituted C_{1-8} aliphatic group, an optionally substituted cycloaliphatic, an optionally substituted heterocycloaliphatic, an optionally substituted aryl, or an optionally substituted heteroaryl.

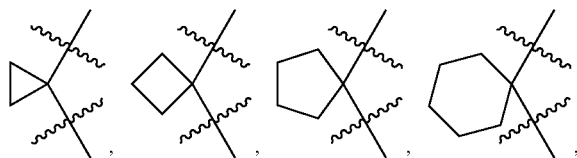
[0212] In some embodiments, T is an optionally substituted $-\text{CH}_2-$. In some other embodiments, T is an optionally substituted $-\text{CH}_2 \text{CH}_2-$.

[0213] In some embodiments, T is optionally substituted by $-Z^E R_{10}$; wherein each Z^E is independently a bond or an optionally substituted branched or straight C_{1-6} aliphatic chain wherein up to two carbon units of Z^E are optionally and independently replaced by $-\text{CO}-$, $-\text{CS}-$, $-\text{CONR}^F-$, $-\text{CONR}^F \text{NR}^F-$, $-\text{CO}_2-$, $-\text{OCO}-$, $-\text{NR}^F \text{CO}_2-$, $-\text{O}-$, $-\text{NR}^F \text{CONR}^F-$, $-\text{OCONR}^F-$, $-\text{NR}^F \text{NR}^F-$, $-\text{NR}^F \text{CO}-$, $-\text{S}-$, $-\text{SO}-$, $-\text{SO}_2-$, $-\text{NR}^F-$, $-\text{SO}_2 \text{NR}^F-$, $-\text{NR}^F \text{SO}_2-$, or $-\text{NR}^F \text{SO}_2 \text{NR}^F-$; R_{10} is independently R^F , halo, $-\text{OH}$, $-\text{NH}_2$, $-\text{NO}_2$, $-\text{CN}$, $-\text{CF}_3$, or $-\text{OCF}_3$; each R^F is independently hydrogen, an optionally substituted C_{1-8} aliphatic group, an optionally substituted cycloaliphatic, an optionally substituted heterocycloaliphatic, an optionally substituted aryl, or an optionally substituted heteroaryl. In one example, Z^E is $-\text{O}-$.

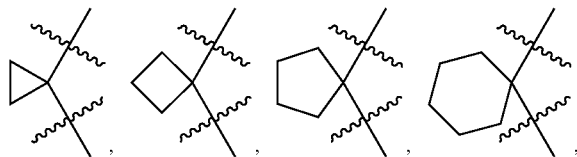
[0214] In some embodiments, R_{10} can be an optionally substituted C_{1-6} alkyl, an optionally substituted C_{2-6} alkenyl, an optionally substituted C_{3-7} cycloaliphatic, or an optionally substituted C_{6-10} aryl. In one embodiment, R_{10} is methyl, ethyl, i-propyl, or t-butyl.

[0215] In some embodiments, up to two carbon units of T are optionally substituted by $-\text{CO}-$, $-\text{CS}-$, $-\text{B}(\text{OH})-$, or $-\text{B}(\text{O}(\text{C}_{1-6} \text{ alkyl})-$.

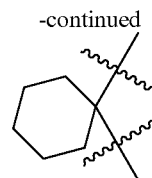
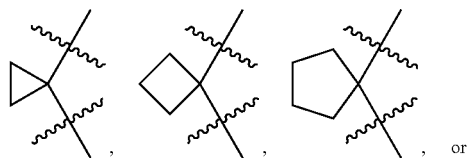
[0216] In some embodiments, T is selected from the group consisting of $-\text{CH}_2-$, $-\text{CH}_2\text{CH}_2-$, $-\text{CF}_2-$, $-\text{C}(\text{CH}_3)_2-$, $-\text{C}(\text{O})-$,



$-\text{C}(\text{Phenyl})_2-$, $-\text{B}(\text{OH})-$, and $-\text{CH}(\text{OEt})-$. In some embodiments, T is $-\text{CH}_2-$, $-\text{CF}_2-$, $-\text{C}(\text{CH}_3)_2-$,



or $-\text{C}(\text{Phenyl})_2-$. In other embodiments, T is $-\text{CH}_2\text{H}_2-$, $-\text{C}(\text{O})-$, $-\text{B}(\text{OH})-$, and $-\text{CH}(\text{OEt})-$. In several embodiments, T is $-\text{CH}_2-$, $-\text{CF}_2-$, $-\text{C}(\text{CH}_3)_2-$,



More preferably, T is $-\text{CH}_2-$, $-\text{CF}_2-$, or $-\text{C}(\text{CH}_3)_2-$. In several embodiments, T is $-\text{CH}_2-$. Or, T is $-\text{CF}_2-$. Or, T is $-\text{C}(\text{CH}_3)_2-$.

[0217] In some embodiments, each of R_1' and R_1'' is hydrogen. In some embodiments, each of R_1' and R_1'' is independently $-\text{Z}^A R_5$, wherein each Z^A is independently a bond or an optionally substituted branched or straight C_{1-6} aliphatic chain wherein up to two carbon units of Z^A are optionally and independently replaced by $-\text{CO}-$, $-\text{CS}-$, $-\text{CONR}^A-$, $-\text{CONR}^A \text{NR}^A-$, $-\text{CO}_2-$, $-\text{OCO}-$, $-\text{NR}^A \text{CO}_2-$, $-\text{O}-$, $-\text{NR}^A \text{CONR}^A-$, $-\text{OCONR}^A-$, $-\text{NR}^A \text{NR}^A-$, $-\text{NR}^A \text{CO}-$, $-\text{S}-$, $-\text{SO}-$, $-\text{SO}_2-$, $-\text{NR}^A-$, $-\text{SO}_2 \text{NR}^A-$, $-\text{NR}^A \text{SO}_2-$, or $-\text{NR}^A \text{SO}_2 \text{NR}^A-$. Each R_5 is independently R^A , halo, $-\text{OH}$, $-\text{NH}_2$, $-\text{NO}_2$, $-\text{CN}$, $-\text{CF}_3$, or $-\text{OCF}_3$. Each R^A is independently an optionally substituted group selected from C_{1-8} aliphatic group, a cycloaliphatic, a heterocycloaliphatic, an aryl, and a heteroaryl.

[0218] In some embodiments, R_1' is selected from the group consisting of H, C_{1-6} aliphatic, halo, CF_3 , CHF_2 , $-\text{O}(\text{C}_{1-6} \text{ aliphatic})$, $\text{C}_3\text{-C}_5$ cycloalkyl, or $\text{C}_4\text{-C}_6$ heterocycloalkyl containing one oxygen atom. In some embodiments, R_1' is selected from the group consisting of H, methyl, ethyl, i-propyl, t-butyl, F, Cl, CF_3 , CHF_2 , $-\text{OCH}_3$, $-\text{OCH}_2\text{CH}_3$, $-\text{O}(\text{i-propyl})$, or $-\text{O}(\text{t-butyl})$. More preferably, R_1' is H. Or, R_1' is methyl. Or, ethyl. Or, CF_3 .

[0219] In some embodiments, R_1' is selected from the group consisting of H, C_{1-6} aliphatic, halo, CF_3 , CHF_2 , and $-\text{O}(\text{C}_{1-6} \text{ aliphatic})$. In some embodiments, R_1' is selected from the group consisting of H, methyl, ethyl, i-propyl, t-butyl, F, Cl, CF_3 , CHF_2 , $-\text{OCH}_3$, $-\text{OCH}_2\text{CH}_3$, $-\text{O}(\text{i-propyl})$, or $-\text{O}(\text{t-butyl})$. More preferably, R_1' is H. Or, R_1' is methyl. Or, ethyl. Or, CF_3 .

[0220] In some embodiments, R^{D1} is attached to carbon 3" or 4", and is $-\text{Z}^D R_9$, wherein each Z^D is independently a bond or an optionally substituted branched or straight C_{1-6} aliphatic chain wherein up to two carbon units of Z^D are optionally and independently replaced by $-\text{CO}-$, $-\text{CS}-$, $-\text{CONR}^E-$, $-\text{CONR}^E \text{NR}^E-$, $-\text{CO}_2-$, $-\text{OCO}-$, $-\text{NR}^E \text{CO}_2-$, $-\text{O}-$, $-\text{NR}^E \text{CONR}^E-$, $-\text{OCONR}^E-$, $-\text{NR}^E \text{NR}^E-$, $-\text{NR}^E \text{CO}-$, $-\text{S}-$, $-\text{SO}-$, $-\text{SO}_2-$, $-\text{NR}^E-$, $-\text{SO}_2 \text{NR}^E-$, $-\text{NR}^E \text{SO}_2-$, or $-\text{NR}^E \text{SO}_2 \text{NR}^E-$. In yet some embodiments, Z^D is independently a bond or an optionally substituted branched or straight C_{1-6} aliphatic chain wherein one carbon unit of Z^D is optionally replaced by $-\text{CO}-$, $-\text{SO}-$, $-\text{SO}_2-$, $-\text{COO}-$, $-\text{OCO}-$, $-\text{CONR}^E-$, $-\text{NR}^E \text{CO}-$, $\text{NR}^E \text{CO}_2-$, $-\text{O}-$, $-\text{NR}^E \text{SO}_2-$, or $-\text{SO}_2 \text{NR}^E-$. In some embodiments, one carbon unit of Z^D is optionally replaced by $-\text{CO}-$. Or, by $-\text{SO}-$. Or, by $-\text{SO}_2-$. Or, by $-\text{COO}-$. Or, by $-\text{OCO}-$. Or, by $-\text{CONR}^E-$. Or, by $-\text{NR}^E \text{CO}-$. Or, by $-\text{NR}^E \text{CO}_2-$. Or, by $-\text{O}-$. Or, by $-\text{NR}^E \text{SO}_2-$. Or, by $-\text{SO}_2 \text{NR}^E-$.

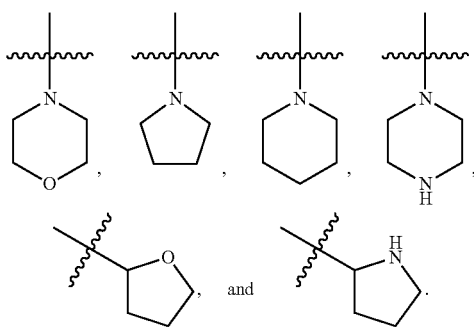
[0221] In several embodiments, R_9 is hydrogen, halo, $-\text{OH}$, $-\text{NH}_2$, $-\text{CN}$, $-\text{CF}_3$, $-\text{OCF}_3$, or an optionally substituted group selected from the group consisting of C_{1-6}

aliphatic, C_{3-8} cycloaliphatic, 3-8 membered heterocycloaliphatic, C_{6-10} aryl, and 5-10 membered heteroaryl. In several examples, R_9 is hydrogen, F, Cl, $-\text{OH}$, $-\text{CN}$, $-\text{CF}_3$, or $-\text{OCF}_3$. In some embodiments, R^9 is C_{1-6} aliphatic, C_{3-8} cycloaliphatic, 3-8 membered heterocycloaliphatic, C_{6-10} aryl, and 5-10 membered heteroaryl, each of which is optionally substituted by 1 or 2 substituents independently selected from the group consisting of R^E , oxo, halo, $-\text{OH}$, $-\text{NR}^E\text{R}^E$, $-\text{OR}^E$, $-\text{COOR}^E$, and $-\text{CONR}^E\text{R}^E$. In several examples, R_9 is optionally substituted by 1 or 2 substituents independently selected from the group consisting of oxo, F, Cl, methyl, ethyl, i-propyl, t-butyl, $-\text{CH}_2\text{OH}$, $-\text{CH}_2\text{CH}_2\text{OH}$, $-\text{C}(\text{O})\text{OH}$, $-\text{C}(\text{O})\text{NH}_2$, $-\text{CH}_2\text{O}(\text{C}_{1-6}$ alkyl), $-\text{CH}_2\text{CH}_2\text{O}(\text{C}_{1-6}$ alkyl), and $-\text{C}(\text{O})(\text{C}_{1-6}$ alkyl).

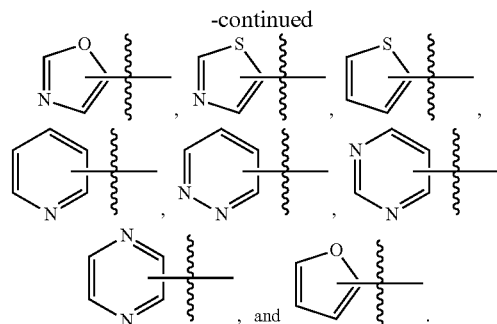
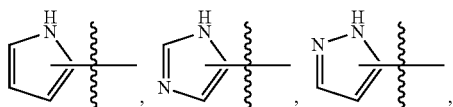
[0222] In one embodiment, R_9 is hydrogen. In some embodiments, R_9 is selected from the group consisting of C_{1-6} straight or branched alkyl or C_{2-6} straight or branched alkenyl wherein said alkyl or alkenyl is optionally substituted by 1 or 2 substituents independently selected from the group consisting of R^E , oxo, halo, $-\text{OH}$, $-\text{NR}^E\text{R}^E$, $-\text{OR}^E$, $-\text{COOR}^E$, and $-\text{CONR}^E\text{R}^E$.

[0223] In other embodiments, R_9 is C_{3-8} cycloaliphatic optionally substituted by 1 or 2 substituents independently selected from the group consisting of R^E , oxo, halo, $-\text{OH}$, $-\text{NR}^E\text{R}^E$, $-\text{OR}^E$, $-\text{COOR}^E$, and $-\text{CONR}^E\text{R}^E$. Examples of cycloaliphatic include but are not limited to cyclopropyl, cyclobutyl, cyclopentyl, cyclohexyl, and cycloheptyl.

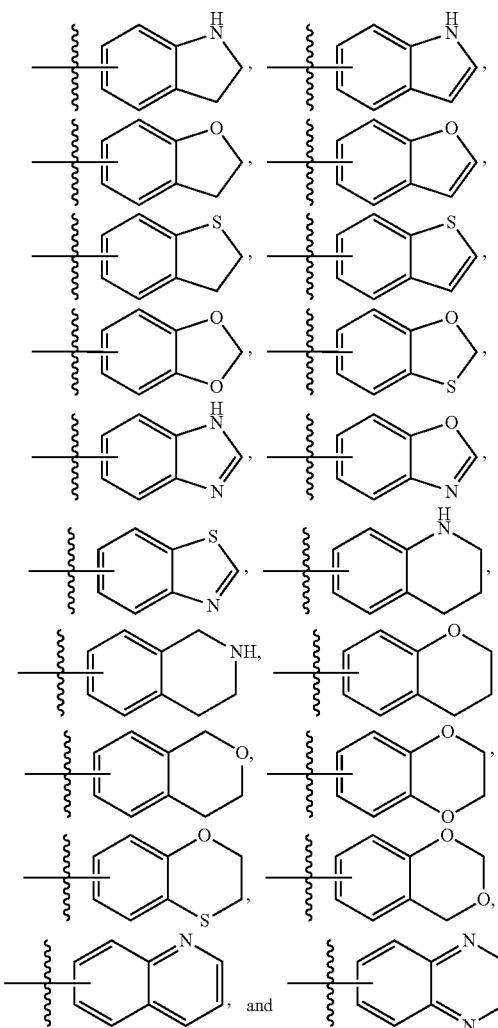
[0224] In yet other embodiments, R_9 is a 3-8 membered heterocyclic with 1 or 2 heteroatoms independently selected from the group consisting of O, NH, NR^E , and S; wherein said heterocyclic is optionally substituted by 1 or 2 substituents independently selected from the group R^E , oxo, halo, $-\text{OH}$, $-\text{NR}^E\text{R}^E$, $-\text{OR}^E$, $-\text{COOR}^E$, and $-\text{CONR}^E\text{R}^E$. Example of 3-8 membered heterocyclic include but are not limited to



[0225] In yet some other embodiments, R_9 is an optionally substituted 5-8 membered heteroaryl with one or two ring atom independently selected from the group consisting of O, S, and NR^E . Examples of 5-8 membered heteroaryl include but are not limited to



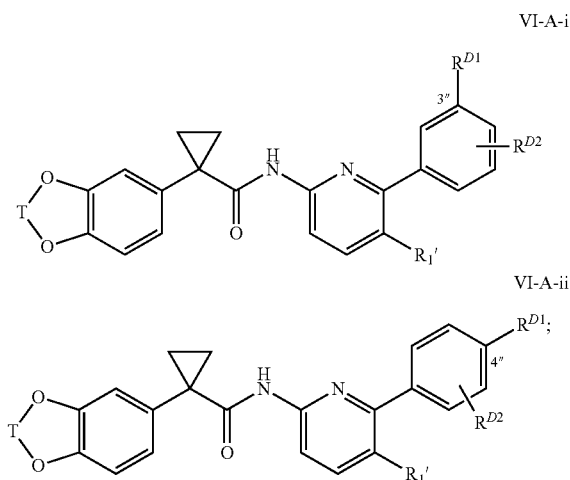
[0226] In some embodiments, R^{D1} and R^{D2} , taken together with carbons to which they are attached, form an optionally substituted 4-8 membered saturated, partially unsaturated, or aromatic ring with 0-2 ring atoms independently selected from the group consisting of O, NH, NR^E , and S. Examples of R^{D1} and R^{D2} , taken together with phenyl containing carbon atoms 3" and 4", include but are not limited to



[0227] In some embodiments, R^{D2} is selected from the group consisting of H, R^E , halo, $-\text{OH}$, $-(\text{CH}_2)_n\text{NR}^E\text{R}^E$,

—(CH₂)_r—OR^E, —SO₂—R^E, —NR^E—SO₂—R^E, —SO₂NR^E, —C(O)R^E, —C(O)OR^E, —OC(O)R^E, —NR^EC(O)OR^E, and —C(O)NR^ER^E; wherein r is 0, 1, or 2. In other embodiments, R^{D2} is selected from the group consisting of H, C₁₋₆ aliphatic, halo, —CN, —NH₂, —NH(C₁₋₆ aliphatic), —N(C₁₋₆ aliphatic)₂, —CH₂—N(C₁₋₆ aliphatic)₂, —CH₂—NH(C₁₋₆ aliphatic), —CH₂NH₂, —OH, —O(C₁₋₆ aliphatic), —CH₂OH, —CH₂—O(C₁₋₆ aliphatic), —SO₂(C₁₋₆ aliphatic), —N(C₁₋₆ aliphatic)—SO₂(C₁₋₆ aliphatic), —NH—SO₂(C₁₋₆ aliphatic), —SO₂NH₂, —SO₂NH(C₁₋₆ aliphatic), —SO₂N(C₁₋₆ aliphatic)₂, —C(O)(C₁₋₆ aliphatic), —C(O)O(C₁₋₆ aliphatic), —C(O)OH, —OC(O)O(C₁₋₆ aliphatic), —NHC(O)C₁₋₆ aliphatic, —NHC(O)O(C₁₋₆ aliphatic), —N(C₁₋₆ aliphatic)C(O)O(C₁₋₆ aliphatic), —C(O)NH₂, and —C(O)N(C₁₋₆ aliphatic)₂. In several examples, R^D is selected from the group consisting of H, C₁₋₆ aliphatic, halo, —CN, —NH₂, —CH₂NH₂, —OH, —O(C₁₋₆ aliphatic), —CH₂OH, —SO(C₁₋₆ aliphatic), —NH—SO₂(C₁₋₆ aliphatic), —C(O)O(C₁₋₆ aliphatic), —C(O)OH, —NHC(O)(C₁₋₆ aliphatic), —C(O)NH₂, —C(O)NH(C₁₋₆ aliphatic), and —C(O)N(C₁₋₆ aliphatic)₂. For examples, R^{D2} is selected from the group consisting of H, methyl, ethyl, n-propyl, i-propyl, t-butyl, F, Cl, CN, —NH₂, —CH₂NH₂, —OH, —OCH₃, —O-ethyl, —O-(i-propyl), —O-(n-propyl), —CH₂OH, —SO₂CH₃, —NH—SO₂CH₃, —C(O)OCH₃, —C(O)OCH₂CH₃, —C(O)OH, —NHC(O)CH₃, —C(O)NH₂, and —C(O)N(CH₃)₂. In one embodiment, R^{D2} is hydrogen. In another embodiment, R^{D2} is methyl. Or, R^{D2} is ethyl. Or, R^{D2} is F. Or, R^{D2} is Cl. Or, —OCH₃.

[0228] In one embodiment, the present invention provides compounds of formula VI-A-i or formula VI-A-ii:



[0229] wherein T, R^{D1}, R^{D2}, and R₁' are as defined above.

[0230] In one embodiment, T is —CH₂—, —CF₂—, or —C(CH₃)₂—.

[0231] In one embodiment, R₁' is selected from the group consisting of H, C₁₋₆ aliphatic, halo, CF₃, CHF₂, —O(C₁₋₆ aliphatic), C3-C5 cycloalkyl, or C4-C6 heterocycloalkyl containing one oxygen atom. Exemplary embodiments include H, methyl, ethyl, i-propyl, t-butyl, F, Cl, CF₃, CHF₂, —OCH₃, —OCH₂CH₃, —O-(i-propyl), —O-(t-butyl), cyclopropyl, or oxetanyl. More preferably, R₁' is H. Or, R₁' is methyl. Or, ethyl. Or, CF₃. Or, oxetanyl.

[0232] In one embodiment, R^{D1} is Z^DR₉, wherein Z^D is selected from CONH, NHCO, SO₂NH, SO₂N(C₁₋₆ alkyl), NHSO₂, CH₂NHCO, CH₂N(CH₃)SO₂, CH₂NHCO, COO, SO₂, or CO. In one embodiment, R^{D1} is Z^DR₉, wherein Z^D is selected from CONH, SO₂NH, SO₂N(C₁₋₆ alkyl), CH₂NHCO, CH₂N(CH₃)SO₂, CH₂NHCO, COO, SO₂, or CO.

[0233] In one embodiment, Z^D is COO and R₉ is H. In one embodiment, Z^D is COO and R₉ is an optionally substituted straight or branched C₁₋₆ aliphatic. In one embodiment, Z^D is COO and R₉ is an optionally substituted straight or branched C₁₋₆ alkyl. In one embodiment, Z^D is COO and R₉ is C₁₋₆ alkyl. In one embodiment, Z^D is COO and R₉ is methyl.

[0234] In one embodiment, Z^D is CONH and R₉ is H. In one embodiment, Z^D is CONH and R₉ is an optionally substituted straight or branched C₁₋₆ aliphatic. In one embodiment, Z^D is CONH and R₉ is straight or branched C₁₋₆alkyl. In one embodiment, Z^D is CONH and R₉ is methyl. In one embodiment, Z^D is CONH and R₉ is an optionally substituted straight or branched C₁₋₆ alkyl. In one embodiment, In one embodiment, Z^D is CONH and R₉ is 2-(dimethylamino)-ethyl.

[0235] In some embodiments, Z^D is CH₂NHCO and R₉ is an optionally substituted straight or branched C₁₋₆ aliphatic or an optionally substituted alkoxy. In some embodiments, Z^D is CH₂NHCO and R₉ is straight or branched C₁₋₆ alkyl optionally substituted with halo, oxo, hydroxyl, or an optionally substituted group selected from aliphatic, cyclic, aryl, heteroaryl, alkoxy, amino, carboxyl, or carbonyl. In one embodiment, Z^D is CH₂NHCO and R₉ is methyl. In one embodiment, Z^D is CH₂NHCO and R₉ is CF₃. In one embodiment, Z^D is CH₂NHCO and R₉ is t-butoxy.

[0236] In one embodiment, Z^D is SO₂NH and R₉ is H. In some embodiments, Z^D is SO₂NH and R₉ is an optionally substituted straight or branched C₁₋₆ aliphatic. In some embodiments, Z^D is SO₂NH and R₉ is straight or branched C₁ alkyl optionally substituted with halo, oxo, hydroxyl, or an optionally substituted group selected from C₁₋₆ aliphatic, 3-8 membered cyclic, C₆₋₁₀ aryl, 5-8 membered heteroaryl, alkoxy, amino, amido, carboxyl, or carbonyl. In one embodiment, Z^D is SO₂NH and R₉ is methyl. In one embodiment, Z^D is SO₂NH and R₉ is ethyl. In one embodiment, Z^D is SO₂NH and R₉ is i-propyl. In one embodiment, Z^D is SO₂NH and R₉ is t-butyl. In one embodiment, Z^D is SO₂NH and R₉ is 3,3-dimethylbutyl. In one embodiment, Z^D is SO₂NH and R₉ is CH₂CH₂OH. In one embodiment, Z^D is SO₂NH and R₉ is CH(CH₃)CH₂OH. In one embodiment, Z^D is SO₂NH and R₉ is CH₂CH(CH₃)OH. In one embodiment, Z^D is SO₂NH and R₉ is CH(CH₂OH)₂. In one embodiment, Z^D is SO₂NH and R₉ is CH₂CH(OH)CH₂OH. In one embodiment, Z^D is SO₂NH and R₉ is CH₂CH(OH)CH₂CH₃. In one embodiment, Z^D is SO₂NH and R₉ is C(CH₃)₂CH₂OH. In one embodiment, Z^D is SO₂NH and R₉ is CH(CH₂CH₃)CH₂OH. In one embodiment, Z^D is SO₂NH and R₉ is CH₂CH₂OCH₂CH₂OH. In one embodiment, Z^D is SO₂NH and R₉ is C(CH₃)(CH₂OH)₂. In one embodiment, Z^D is SO₂NH and R₉ is CH₂CH(OH)CH₂C(O)OH. In one embodiment, Z^D is SO₂NH and R₉ is CH₂CH₂N(CH₃)₂. In one embodiment, Z^D is SO₂NH and R₉ is CH₂CH₂NHC(O)CH₃. In one embodiment, Z^D is SO₂NH and R₉ is CH(CH₃)₂CH₂OH. In one embodiment, Z^D is SO₂NH and R₉ is CH(CH₂CH₂CH₃)CH₂OH. In one embodiment, Z^D is SO₂NH and R₉ is 1-tetrahydrofuryl-methyl. In one embodi-

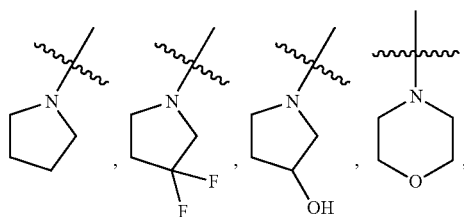
ment, Z^D is SO_2NH and R_9 is furylmethyl. In one embodiment, Z^D is SO_2NH and R_9 is (5-methylfuryl)-methyl. In one embodiment, Z^D is SO_2NH and R_9 is 2-pyrrolidinylethyl. In one embodiment, Z^D is SO_2NH and R_9 is 2-(1-methylpyrrolidinyl)-ethyl. In one embodiment, Z^D is SO_2NH and R_9 is 2-(4-morpholinyl)-ethyl. In one embodiment, Z^D is SO_2NH and R_9 is 3-(4-morpholinyl)-propyl. In one embodiment, Z^D is SO_2NH and R_9 is $\text{C}(\text{CH}_2\text{CH}_3)(\text{CH}_2\text{OH})_2$. In one embodiment, Z^D is SO_2NH and R_9 is 2-(1H-imidazol-4-yl)ethyl. In one embodiment, Z^D is SO_2NH and R_9 is 3-(H-imidazol-1-yl)-propyl. In one embodiment, Z^D is SO_2NH and R_9 is 2-(2-pyridinyl)-ethyl.

[0237] In some embodiment, Z^D is SO_2NH and R_9 is an optionally substituted C_{1-6} cycloaliphatic. In several examples, Z^D is SO_2NH and R_9 is an optionally substituted C_{1-6} cycloalkyl. In several examples, Z^D is SO_2NH and R_9 is C_{1-6} cycloalkyl. In one embodiment, Z^D is SO_2NH and R_9 is cyclobutyl. In one embodiment, Z^D is SO_2NH and R_9 is cyclopentyl. In one embodiment, Z^D is SO_2NH and R_9 is cyclohexyl.

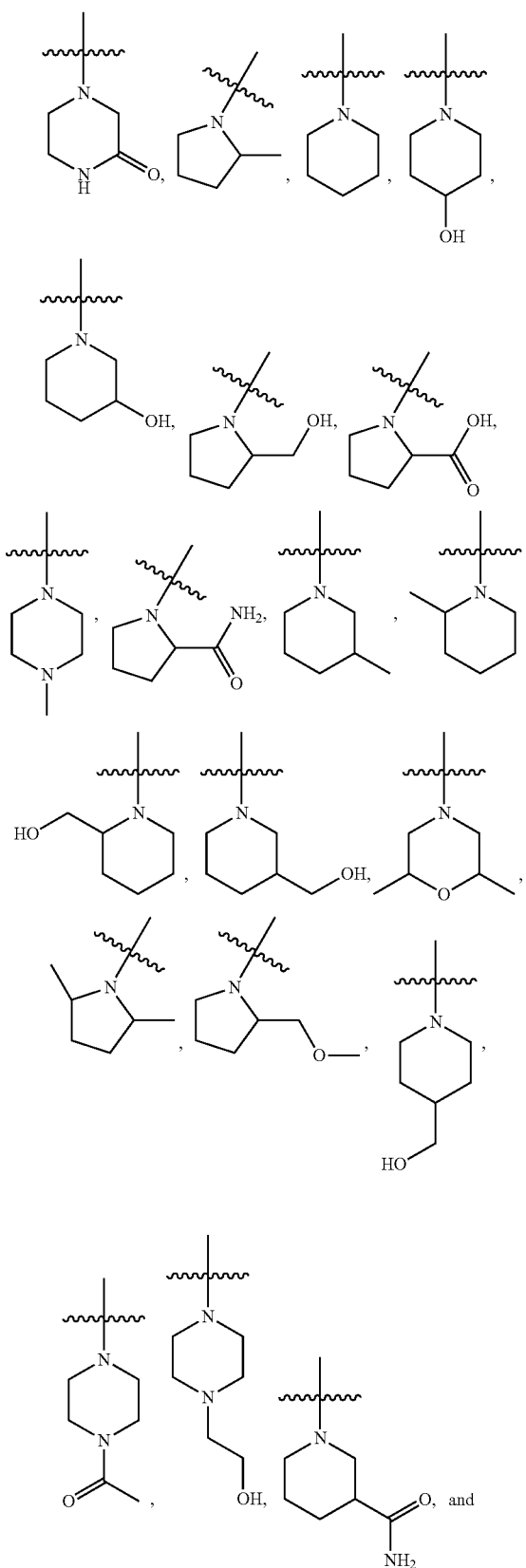
[0238] In some embodiments, Z^D is $\text{SO}_2\text{N}(\text{C}_{1-6} \text{ alkyl})$ and R_9 is an optionally substituted straight or branched C_{1-6} aliphatic or an optionally substituted cycloaliphatic. In some embodiments, Z^D is $\text{SO}_2\text{N}(\text{C}_{1-6} \text{ alkyl})$ and R_9 is an optionally substituted straight or branched C_{1-6} aliphatic. In some embodiments, Z^D is $\text{SO}_2\text{N}(\text{C}_{1-6} \text{ alkyl})$ and R_9 is an optionally substituted straight or branched C_{1-6} alkyl or an optionally substituted straight or branched C_1 -alkenyl. In one embodiment, Z^D is $\text{SO}_2\text{N}(\text{CH}_3)$ and R_9 is methyl. In one embodiment, Z^D is $\text{SO}_2\text{N}(\text{CH}_3)$ and R_9 is n-propyl. In one embodiment, Z^D is $\text{SO}_2\text{N}(\text{CH}_3)$ and R_9 is n-butyl. In one embodiment, Z^D is $\text{SO}_2\text{N}(\text{CH}_3)$ and R_9 is cyclohexyl. In one embodiment, Z^D is $\text{SO}_2\text{N}(\text{CH}_3)$ and R_9 is allyl. In one embodiment, Z^D is $\text{SO}_2\text{N}(\text{CH}_3)$ and R_9 is $\text{CH}_2\text{CH}_2\text{OH}$. In one embodiment, Z^D is $\text{SO}_2\text{N}(\text{CH}_3)$ and R_9 is $\text{CH}_2\text{CH}(\text{OH})\text{CH}_2\text{OH}$. In one embodiment, Z^D is $\text{SO}_2\text{N}(\text{CH}_2\text{CH}_2\text{CH}_3)$ and R_9 is cyclopropylmethyl.

[0239] In one embodiment, Z^D is CH_2NHSO_2 and R_9 is methyl. In one embodiment, Z^D is $\text{CH}_2\text{N}(\text{CH}_3)\text{SO}_2$ and R_9 is methyl.

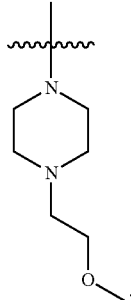
[0240] In some embodiments, Z^D is SO_2 and R_9 is an optionally substituted C_{1-6} , straight or branched aliphatic or an optionally substituted 3-8 membered heterocyclic, having 1, 2, or 3 ring members selected from the group consisting of nitrogen, oxygen, sulfur, SO, or SO_2 . In some embodiments, Z^D is SO_2 and R_9 is straight or branched C_{1-6} alkyl or 3-8 membered heterocycloaliphatic each of which is optionally substituted with 1, 2, or 3 of oxo, halo, hydroxyl, or an optionally substituted group selected from C_{1-6} aliphatic, carbonyl, amino, and carboxy. In one embodiment, Z^D is SO_2 and R_9 is methyl. In some embodiments, Z^D is SO_2 and examples of R_9 include



-continued

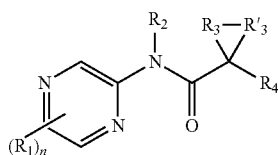


-continued

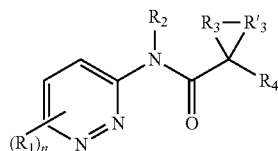


[0241] In some embodiments, R^{D2} is H, hydroxyl, halo, C_{1-6} alkyl, C_{1-6} alkoxy, C_{3-6} cycloalkyl, or NH_2 . In several examples, R^{D2} is H, halo, C_{1-4} alkyl, or C_{1-4} alkoxy. Examples of R^{D2} include H, F, Cl, methyl, ethyl, and methoxy.

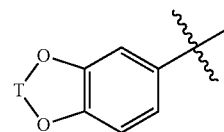
[0242] In some embodiments, the present invention provides compounds of formula (I'-A) or formula (I'-B):



(I'-A)



(I'-B)



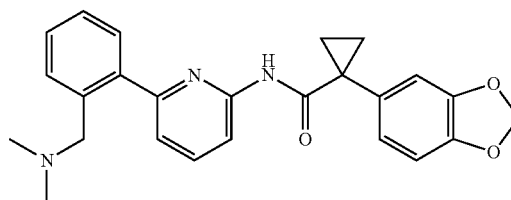
wherein T is defined above. In several examples, T is $-CH_2-$.

[0249] Alternative embodiments of R_1 , R_2 , R_3 , R'_3 , R_4 , and n in formula (I'-A) or formula (I'-B) are as defined for formula (I), formula (I'), and embodiments thereof.

[0250] Exemplary compounds of the present invention include, but are not limited to, those illustrated in Table 1 below.

TABLE 1

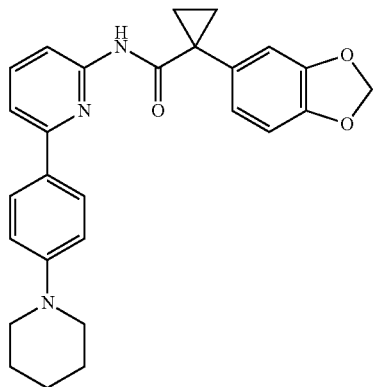
Examples of compounds of the present invention



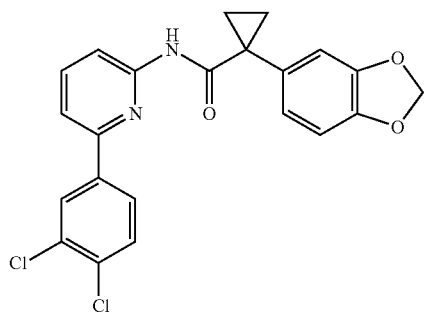
1

TABLE 1-continued

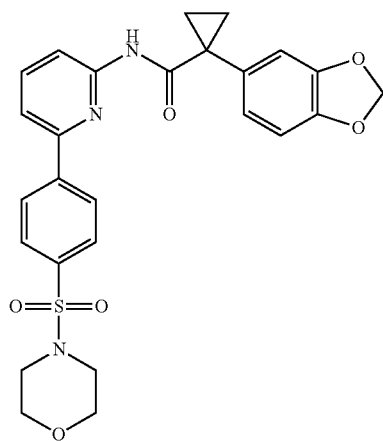
Examples of compounds of the present invention



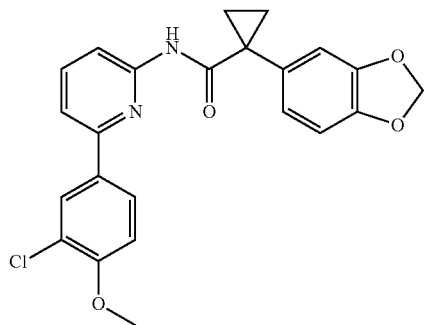
2



3



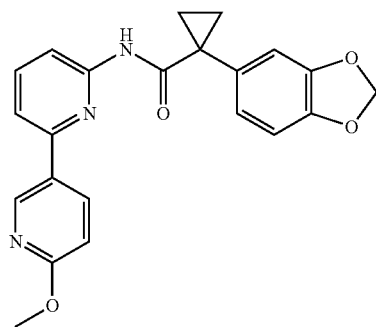
4



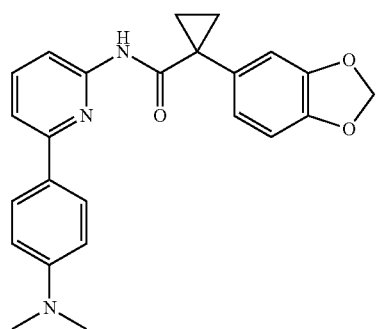
5

TABLE 1-continued

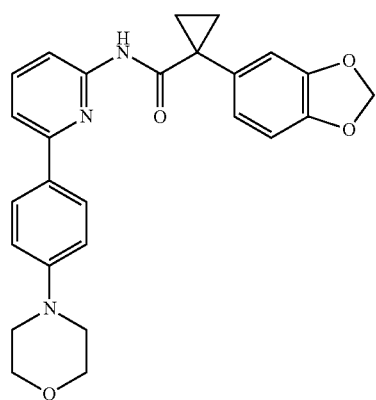
Examples of compounds of the present invention



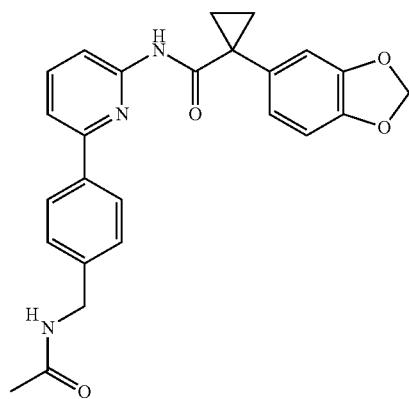
6



7



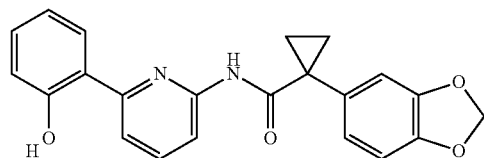
8



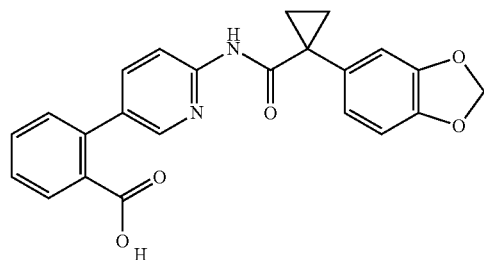
9

TABLE 1-continued

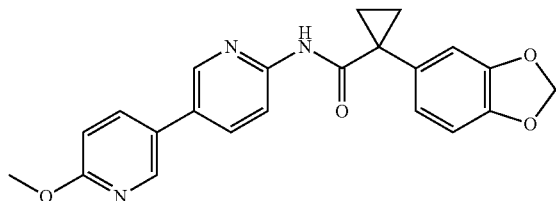
Examples of compounds of the present invention



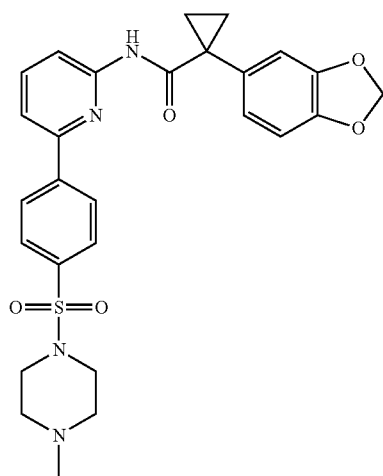
10



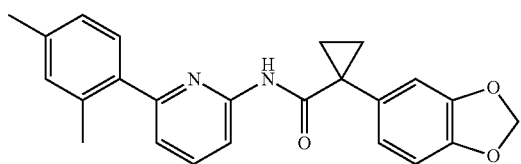
11



12



13



14

TABLE 1-continued

Examples of compounds of the present invention

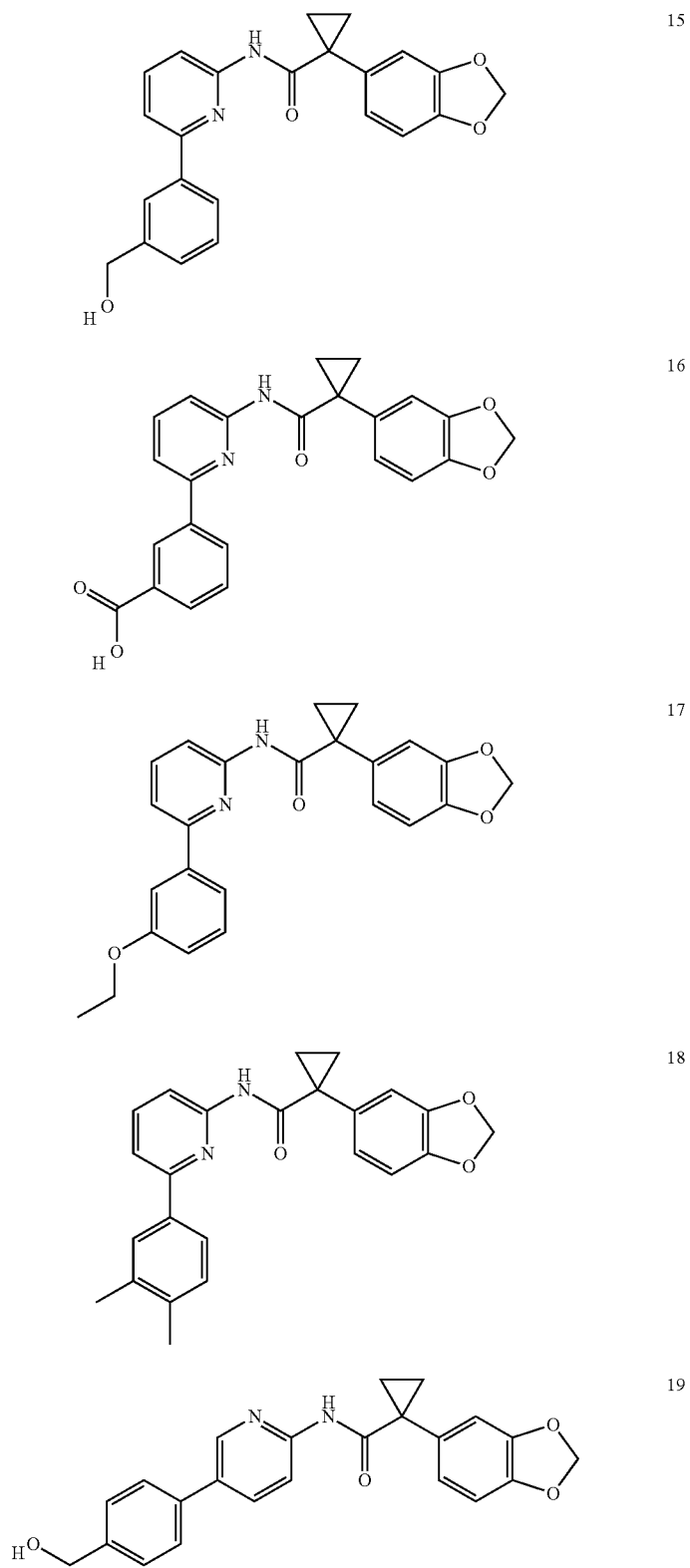
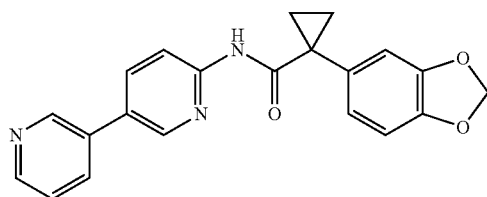
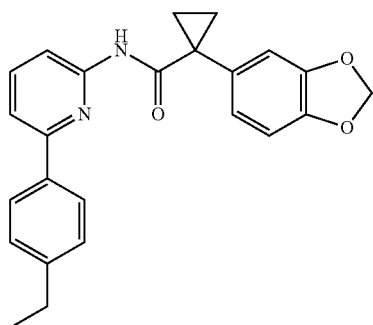


TABLE 1-continued

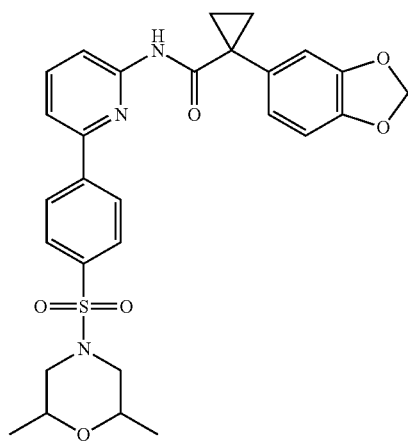
Examples of compounds of the present invention



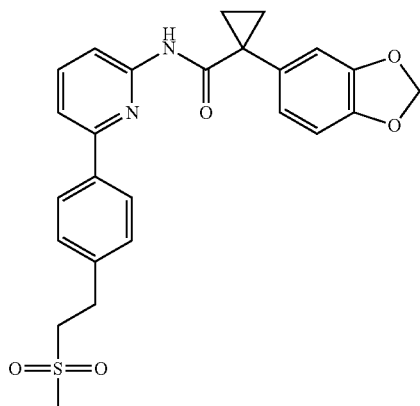
20



21



22



23

TABLE 1-continued

Examples of compounds of the present invention

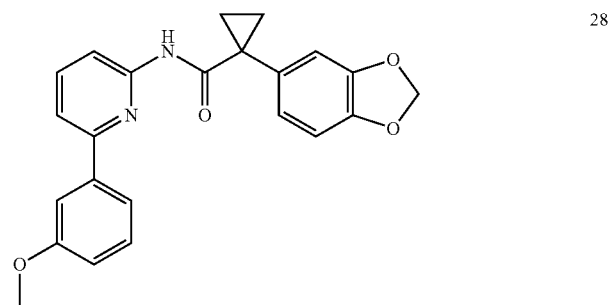
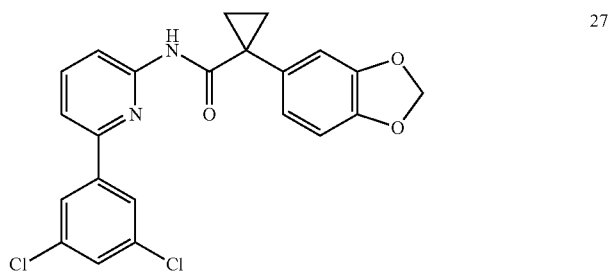
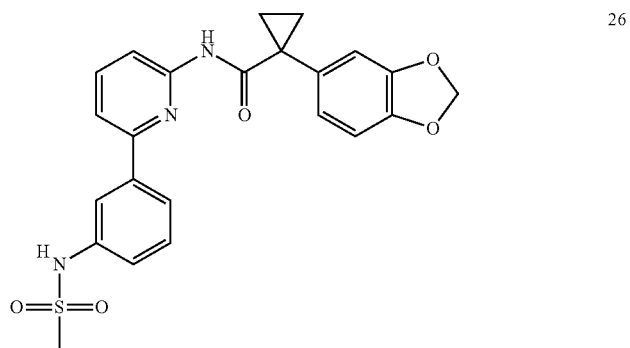
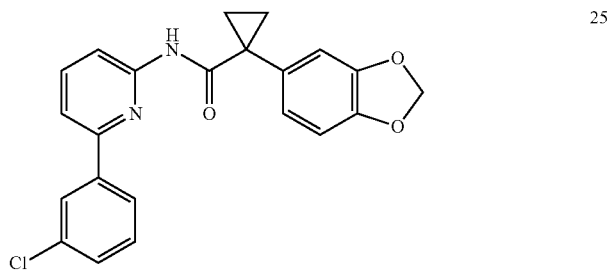
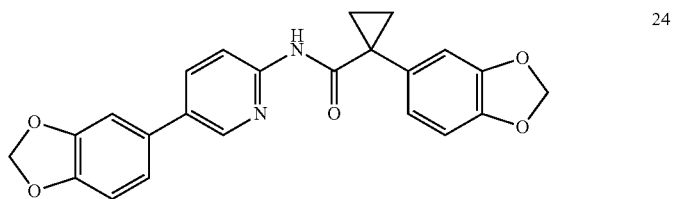


TABLE 1-continued

Examples of compounds of the present invention

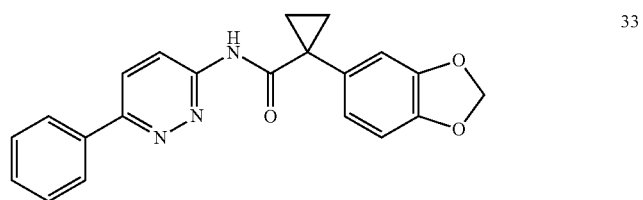
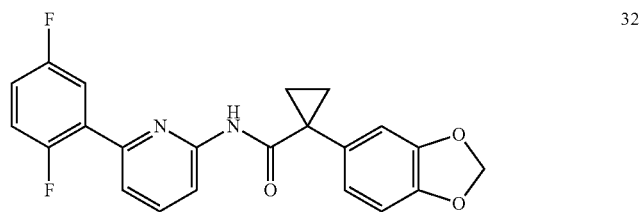
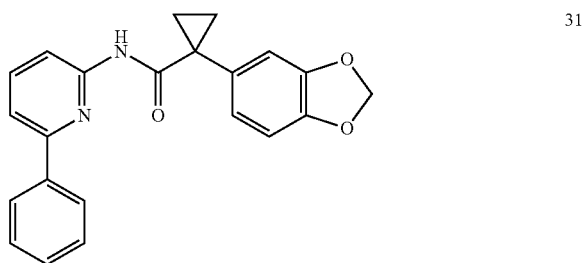
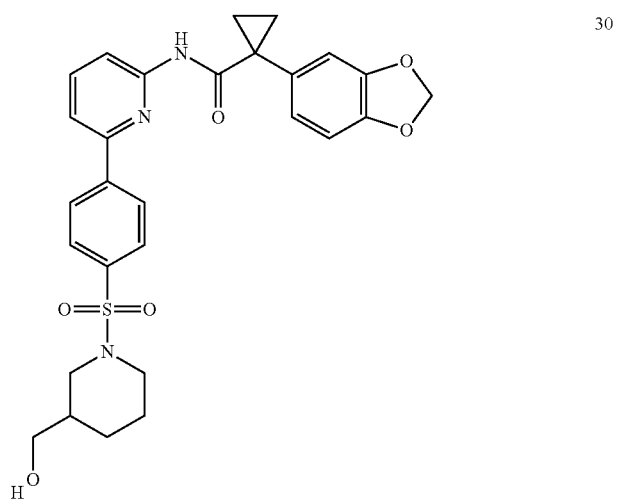
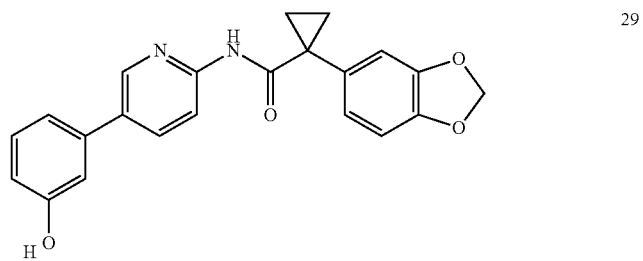
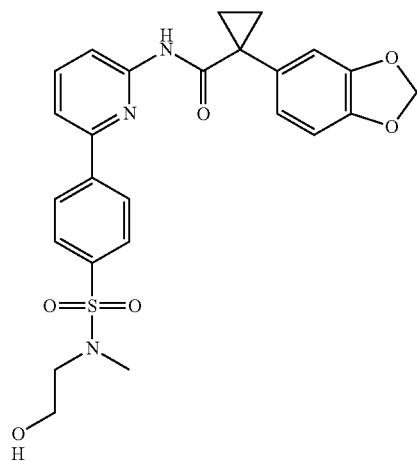
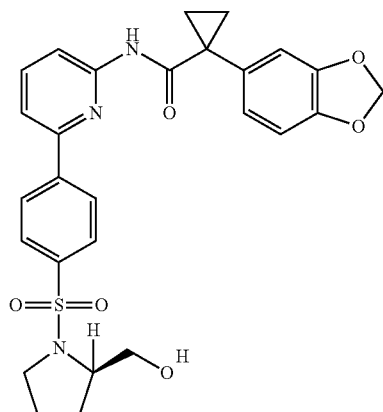


TABLE 1-continued

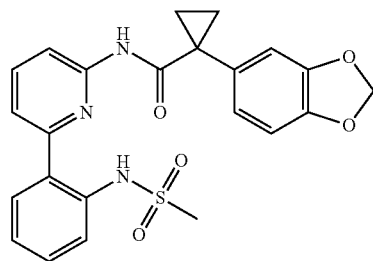
Examples of compounds of the present invention



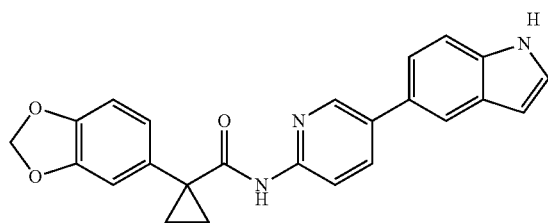
34



35



36



37

TABLE 1-continued

Examples of compounds of the present invention

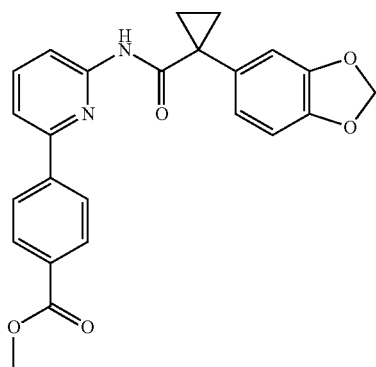
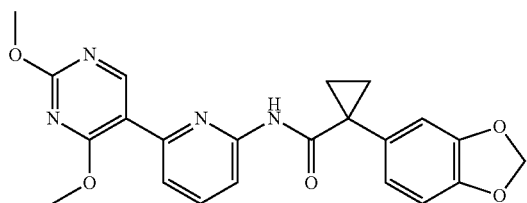
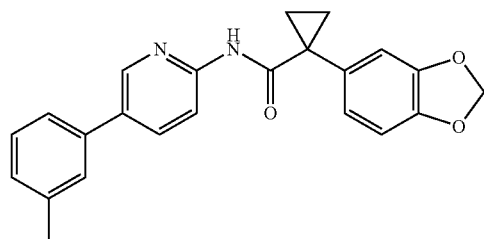
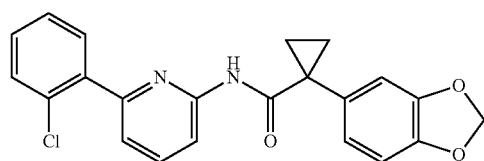
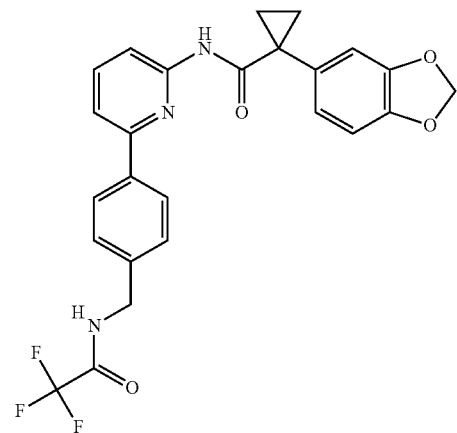


TABLE 1-continued

Examples of compounds of the present invention

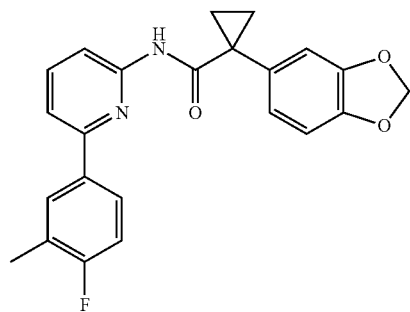
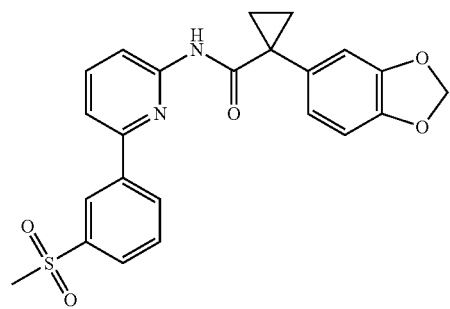
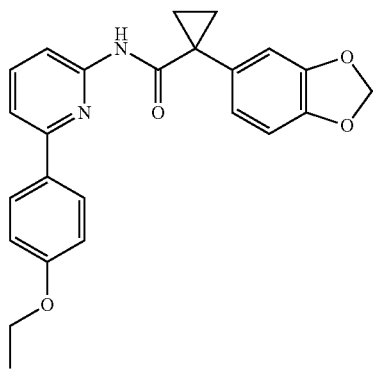
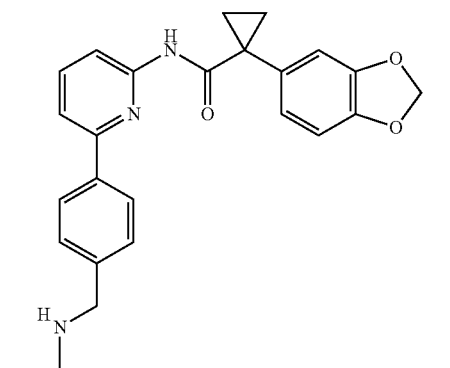


TABLE 1-continued

Examples of compounds of the present invention

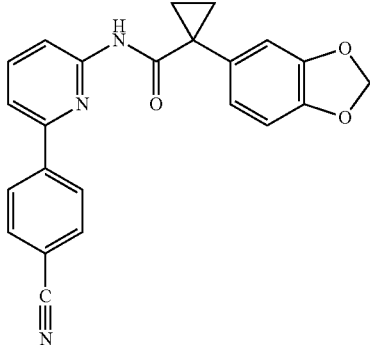
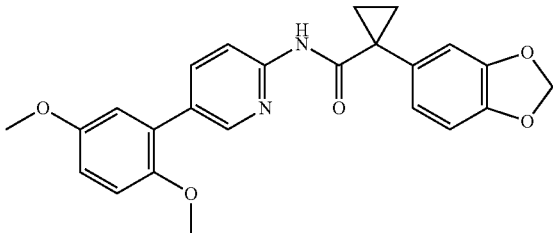
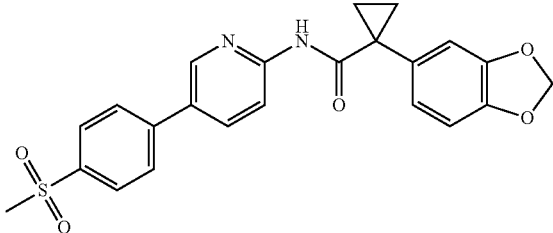
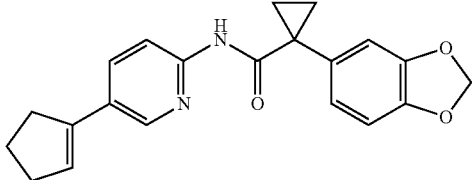
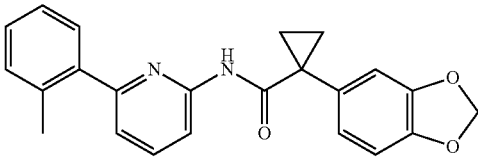
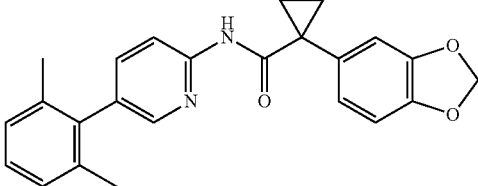
	47
	48
	49
	50
	51
	52

TABLE 1-continued

Examples of compounds of the present invention

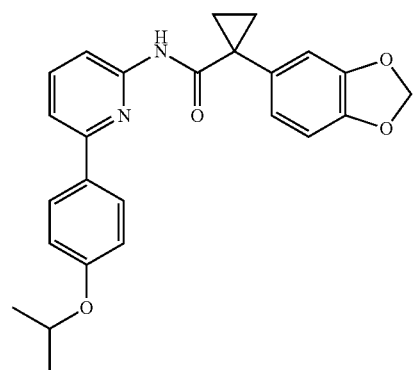
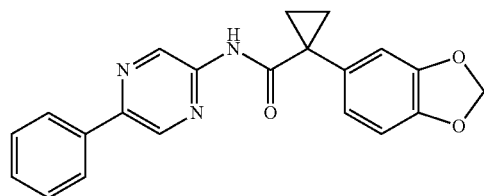
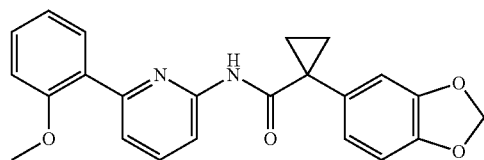
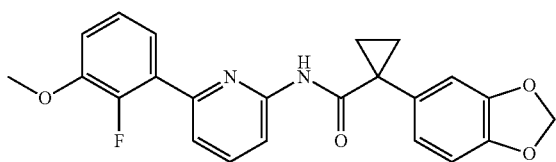
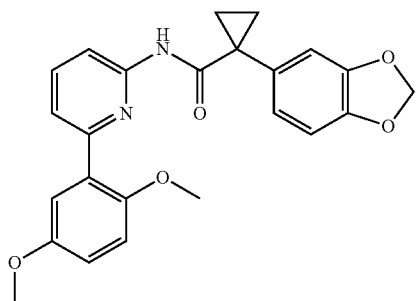
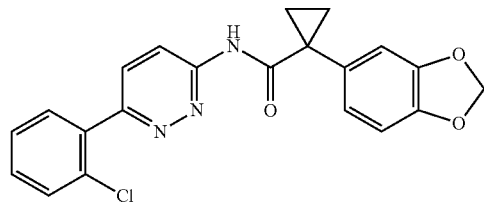


TABLE 1-continued

Examples of compounds of the present invention

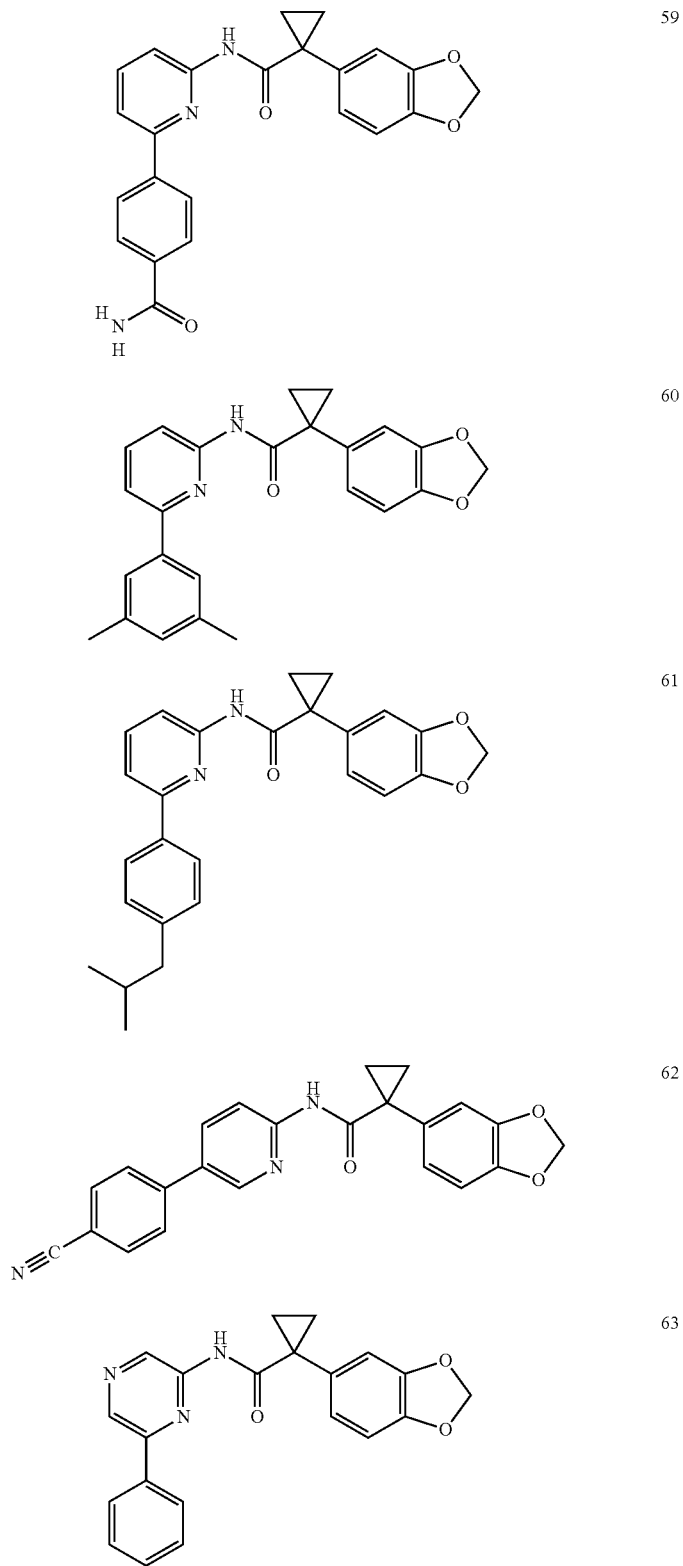


TABLE 1-continued

Examples of compounds of the present invention

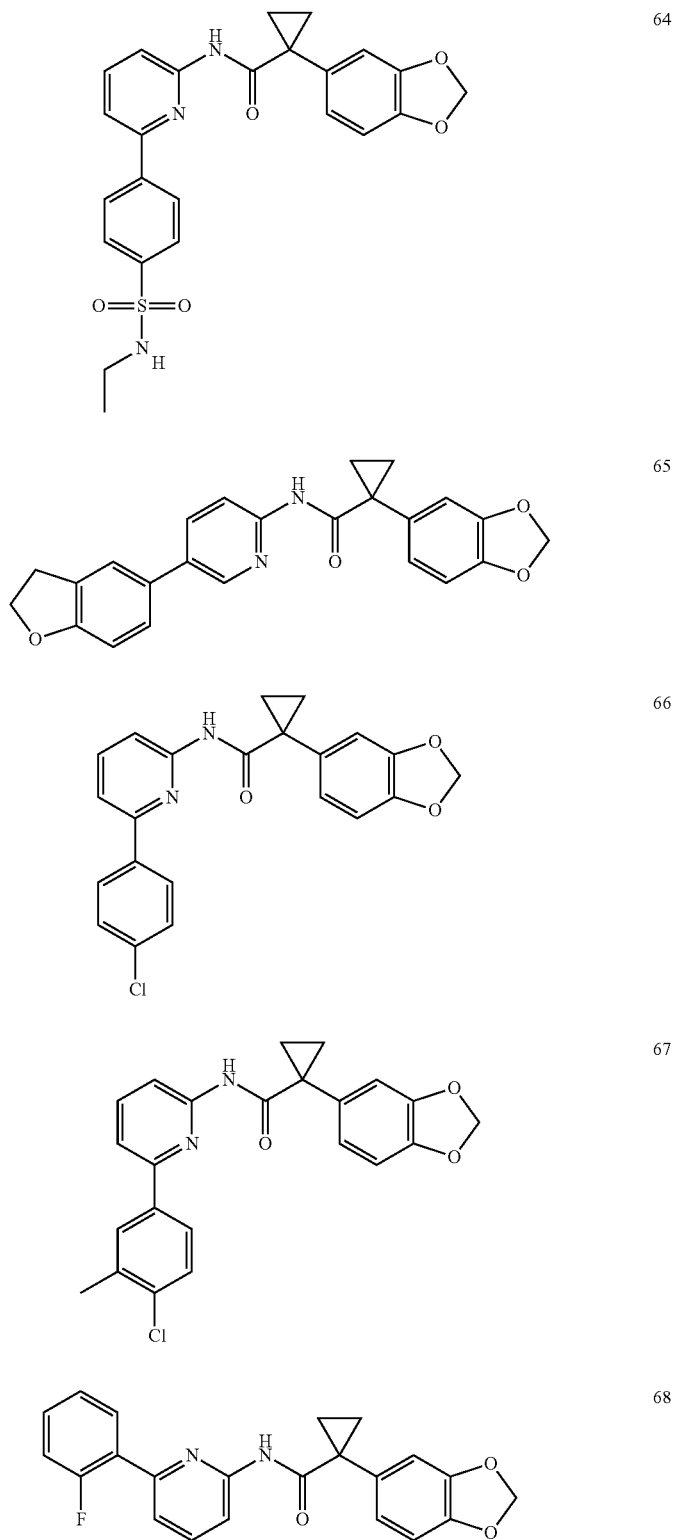


TABLE 1-continued

Examples of compounds of the present invention

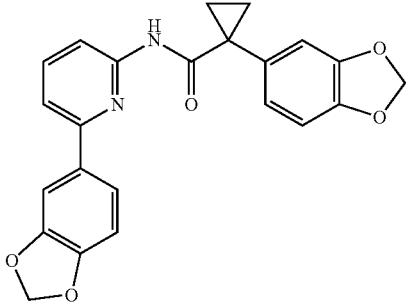
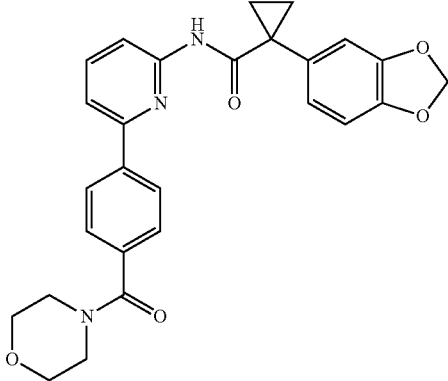
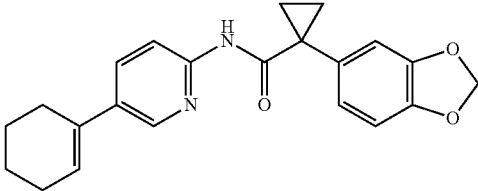
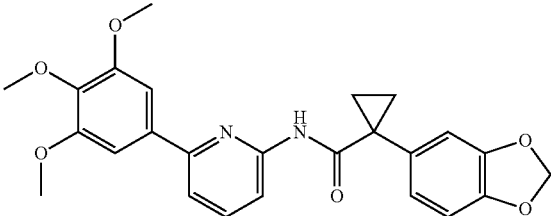
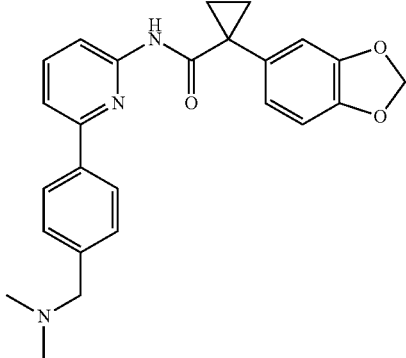
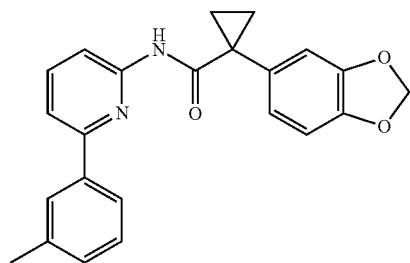
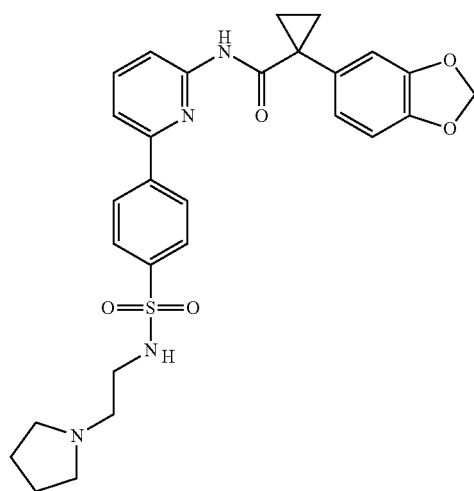
	69
	70
	71
	72
	73

TABLE 1-continued

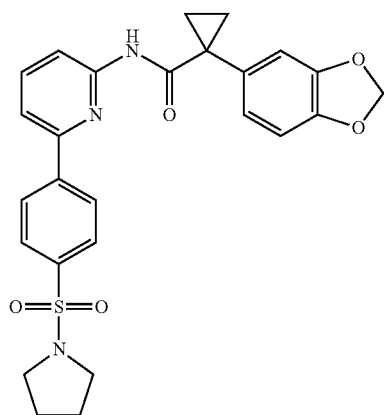
Examples of compounds of the present invention



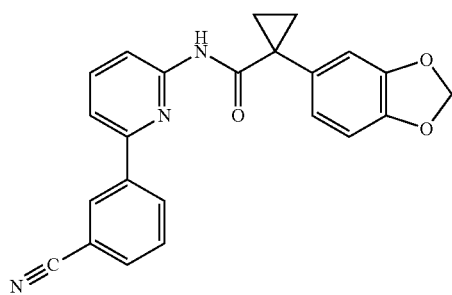
74



75



76



77

TABLE 1-continued

Examples of compounds of the present invention

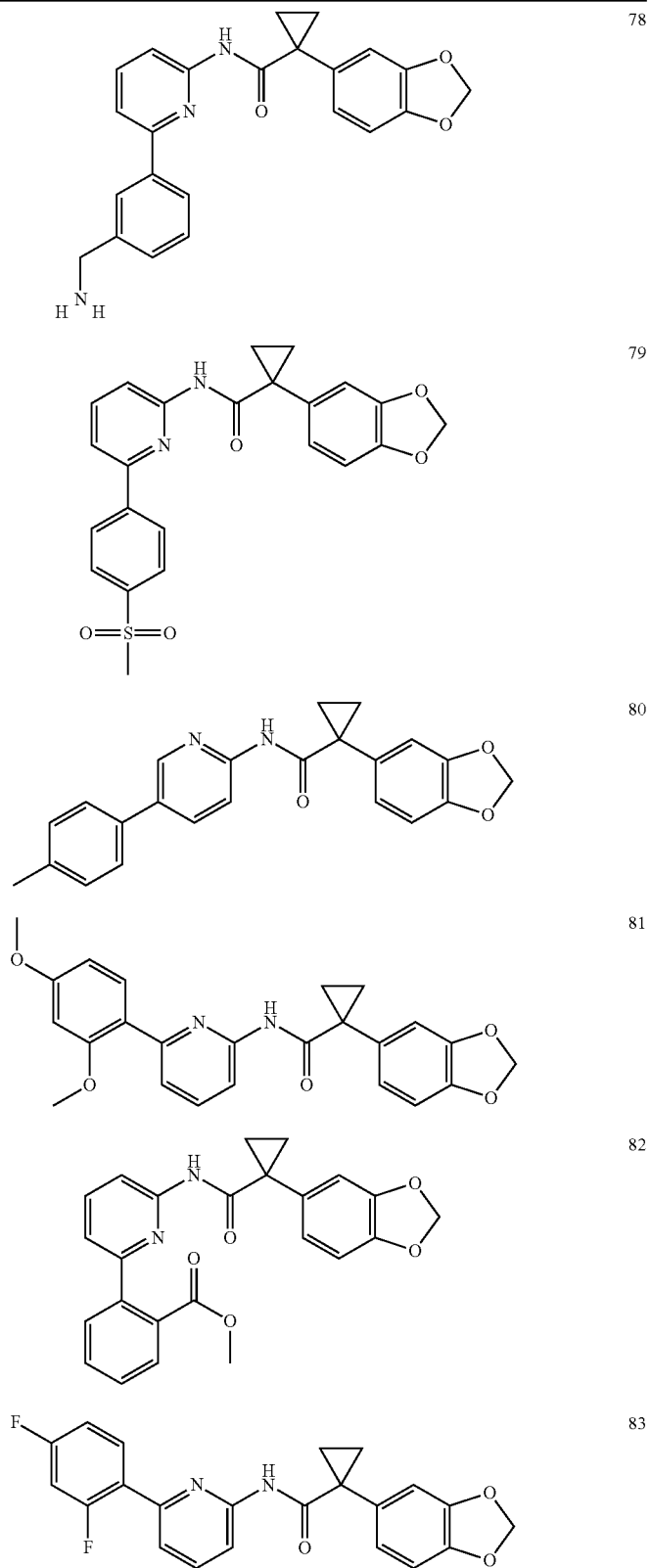
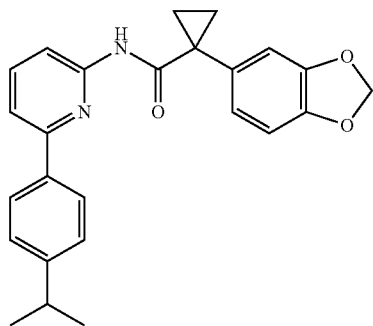
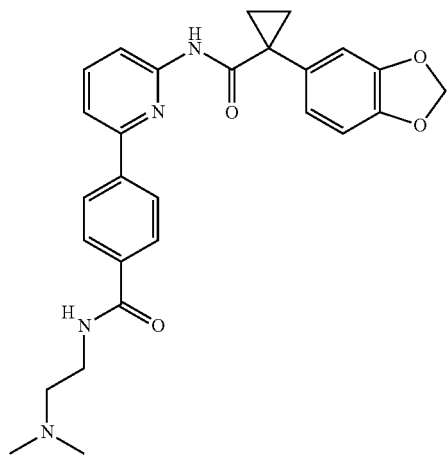


TABLE 1-continued

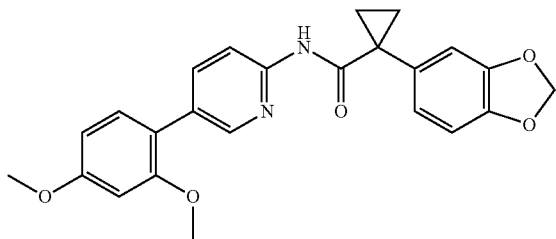
Examples of compounds of the present invention



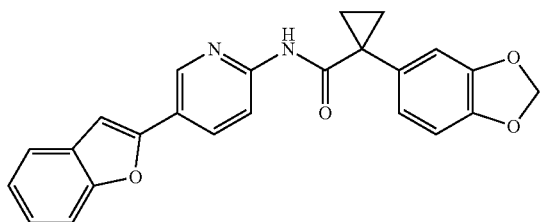
84



85



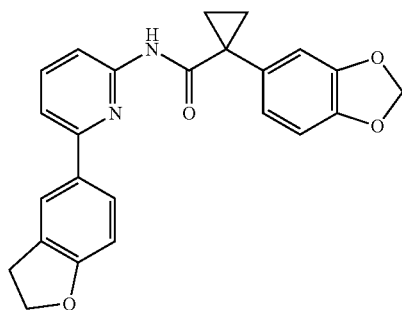
86



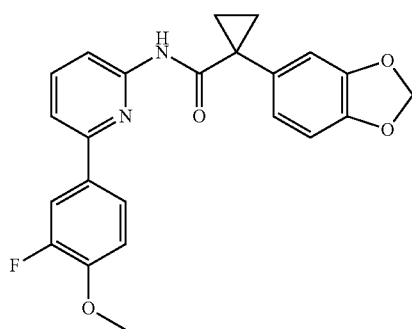
87

TABLE 1-continued

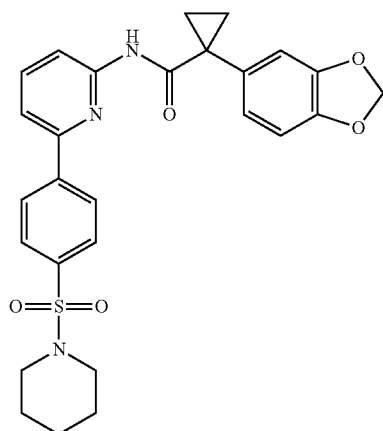
Examples of compounds of the present invention



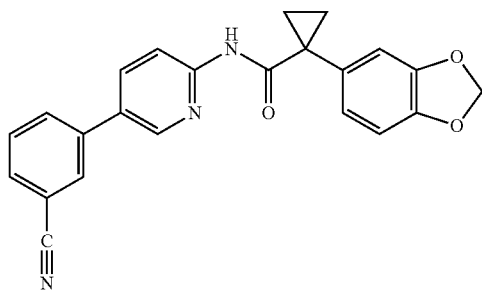
88



89



90



91

TABLE 1-continued

Examples of compounds of the present invention

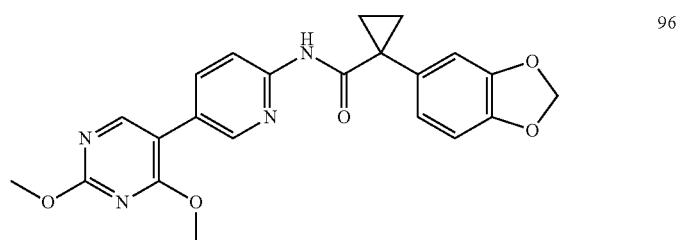
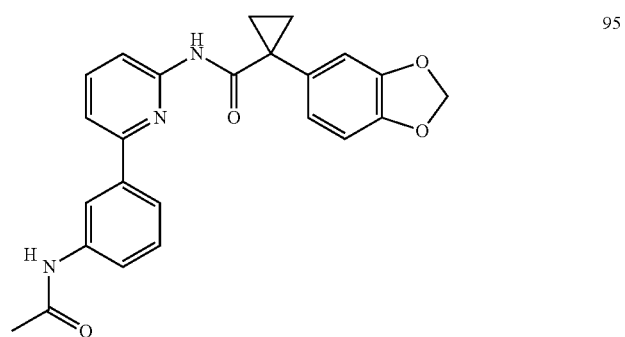
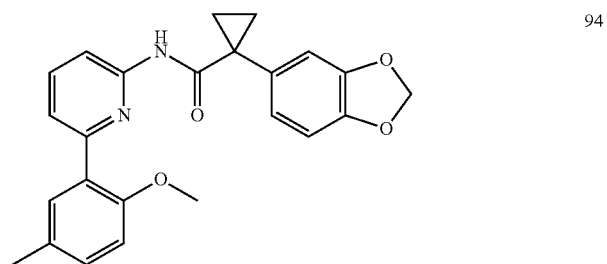
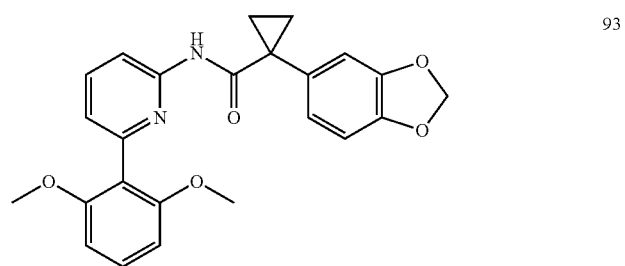
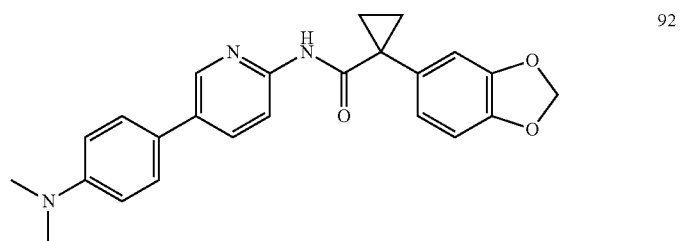


TABLE 1-continued

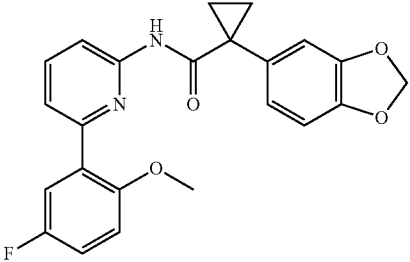
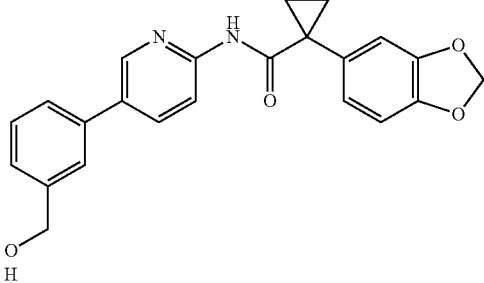
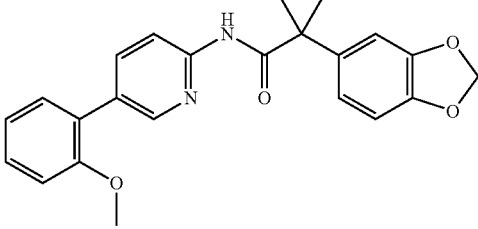
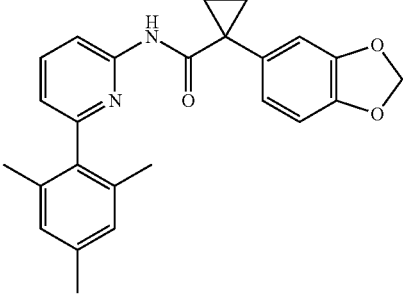
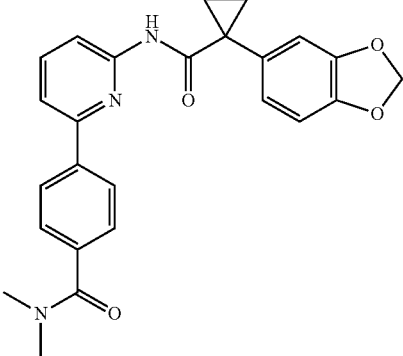
Examples of compounds of the present invention	
	97
	98
	99
	100
	101

TABLE 1-continued

Examples of compounds of the present invention



TABLE 1-continued

Examples of compounds of the present invention

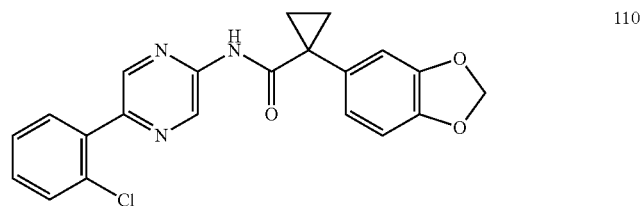
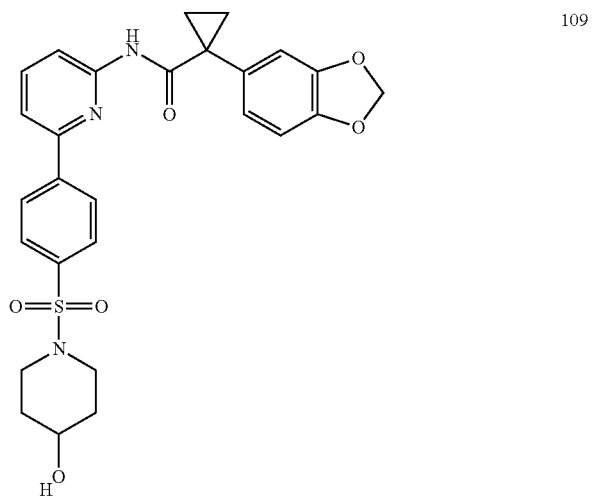
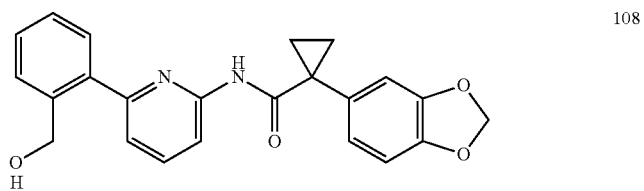
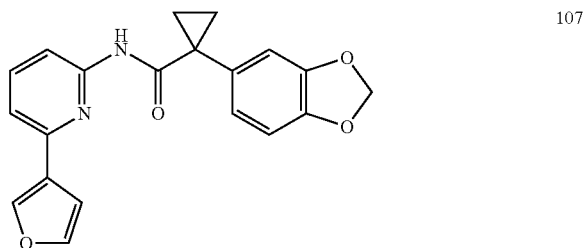
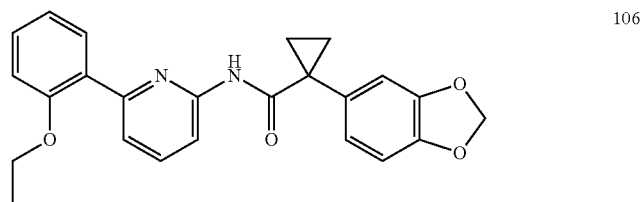


TABLE 1-continued

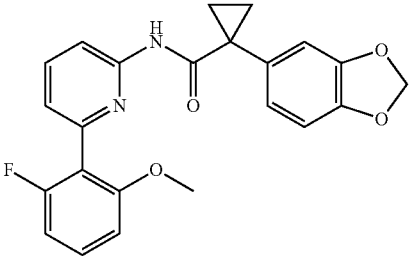
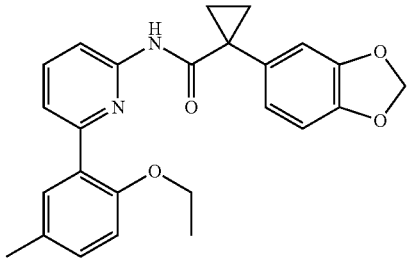
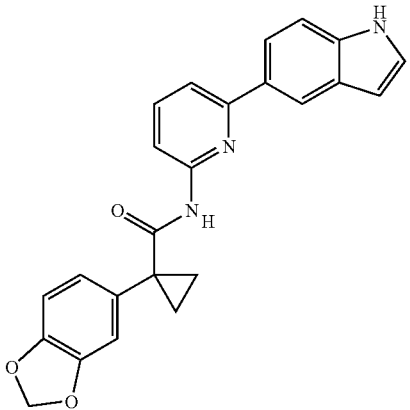
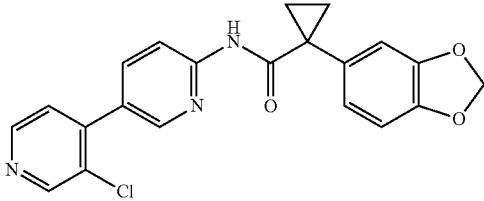
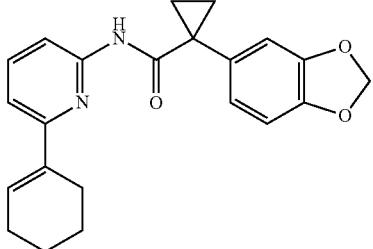
Examples of compounds of the present invention	
	111
	112
	113
	114
	115

TABLE 1-continued

Examples of compounds of the present invention

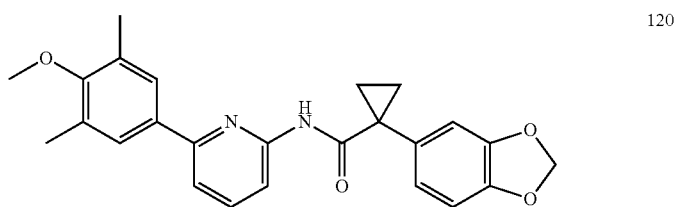
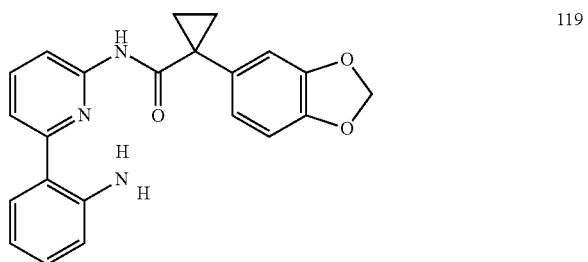
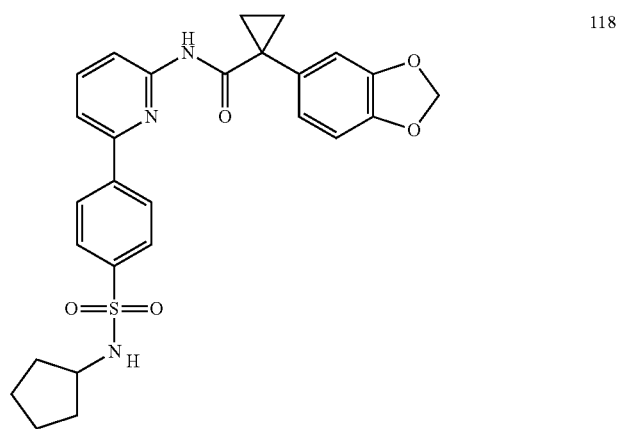
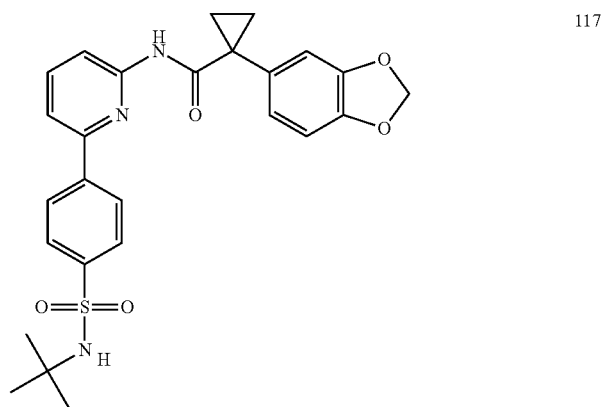
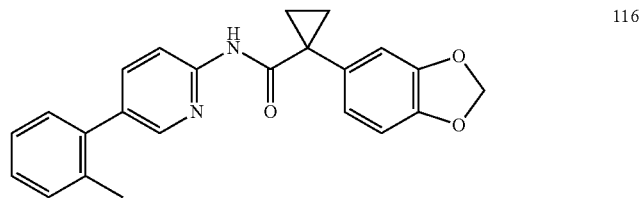


TABLE 1-continued

Examples of compounds of the present invention

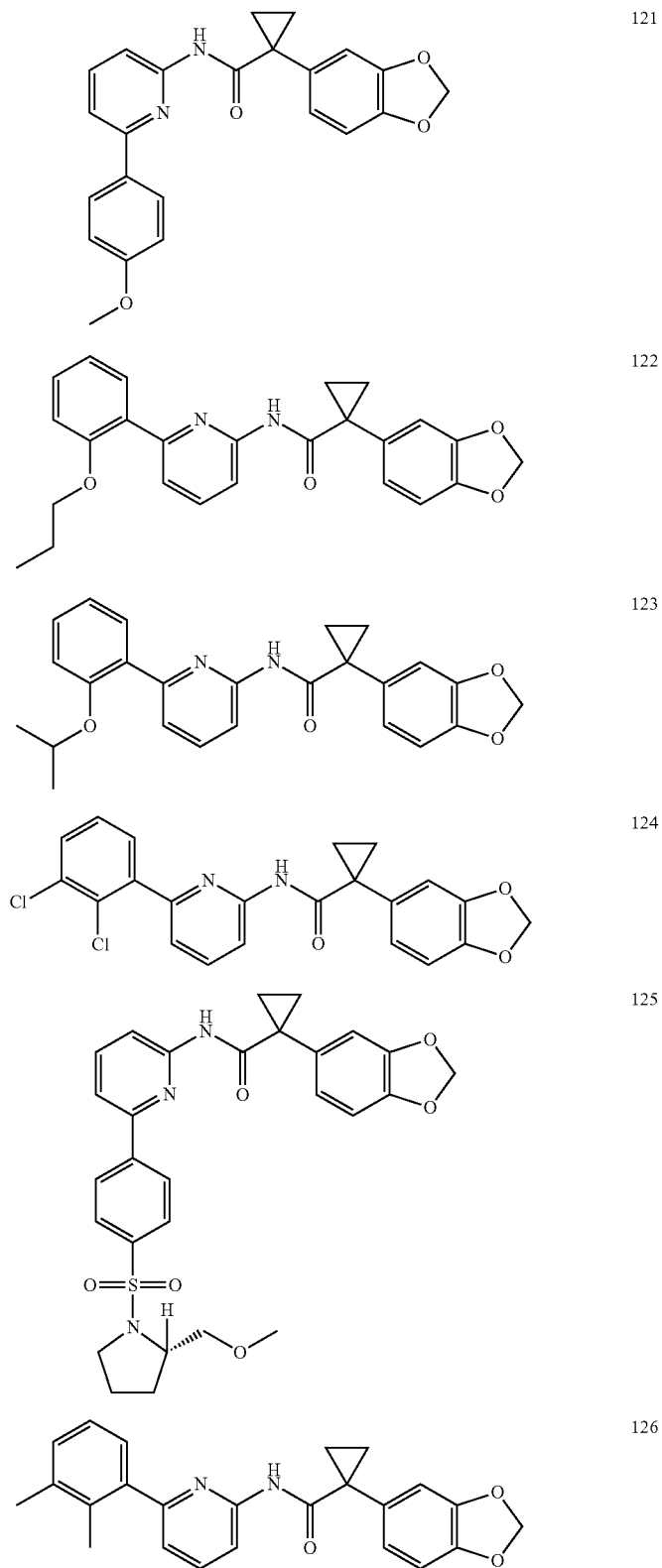


TABLE 1-continued

Examples of compounds of the present invention

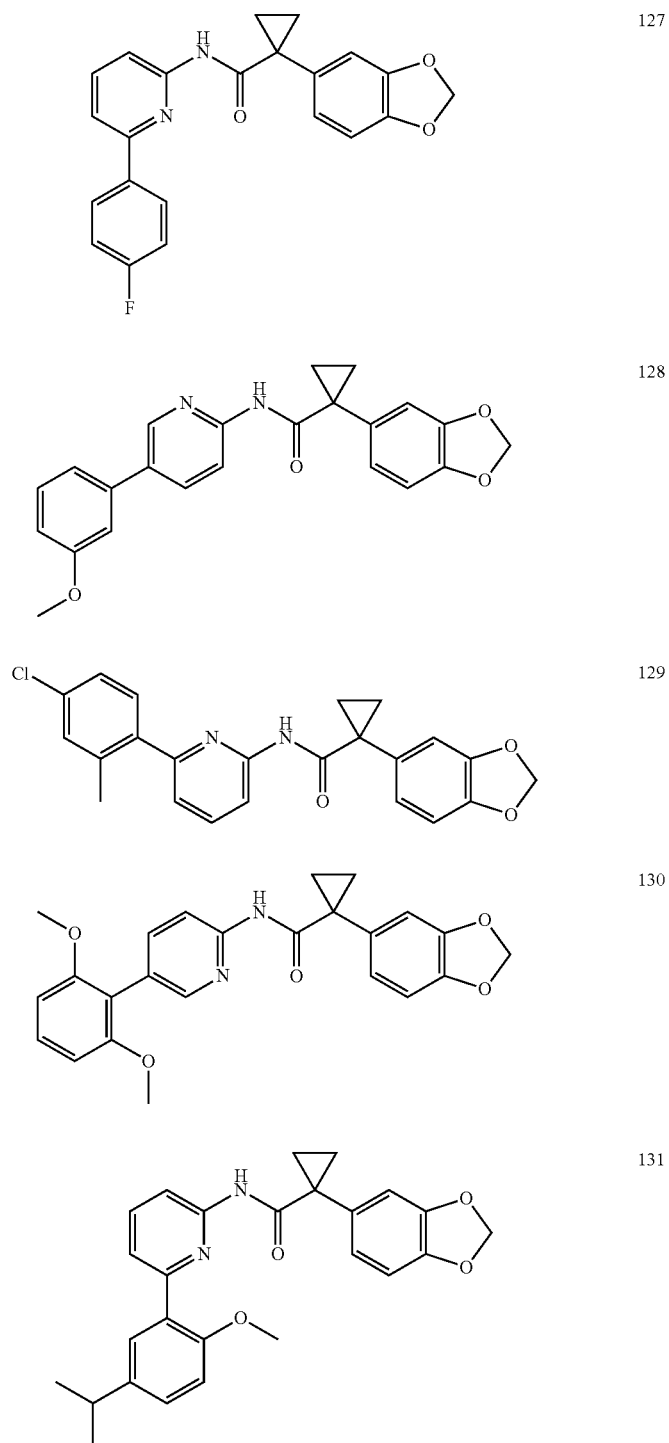
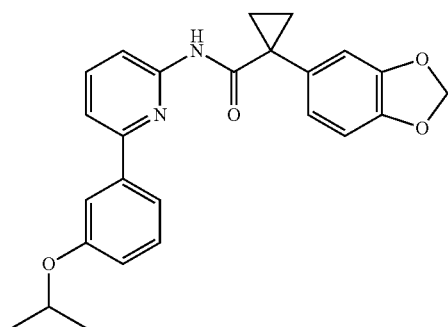
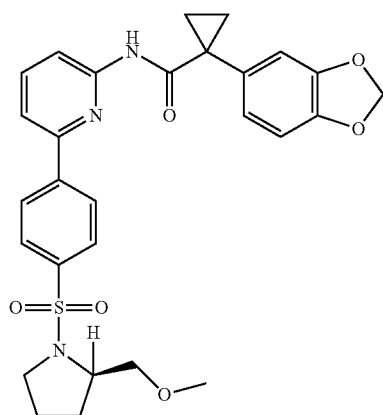


TABLE 1-continued

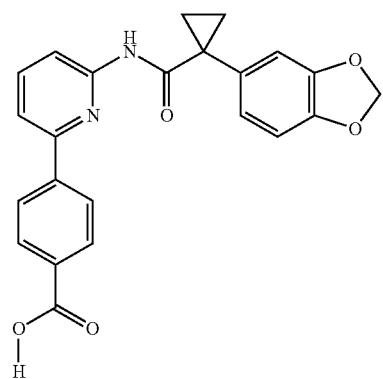
Examples of compounds of the present invention



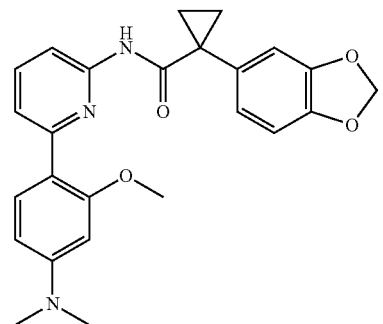
132



133



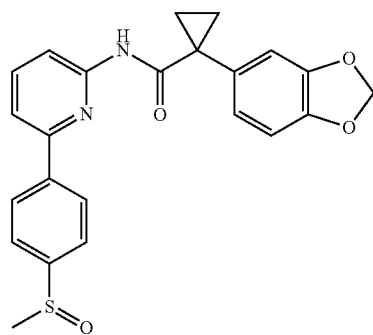
134



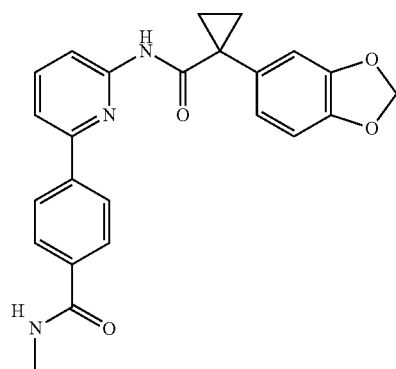
135

TABLE 1-continued

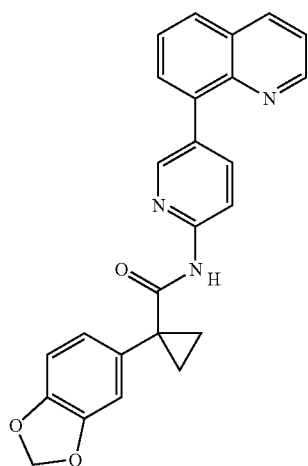
Examples of compounds of the present invention



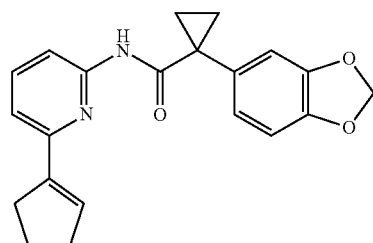
136



137



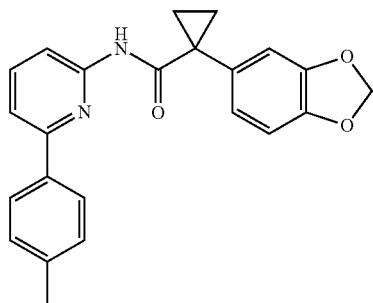
138



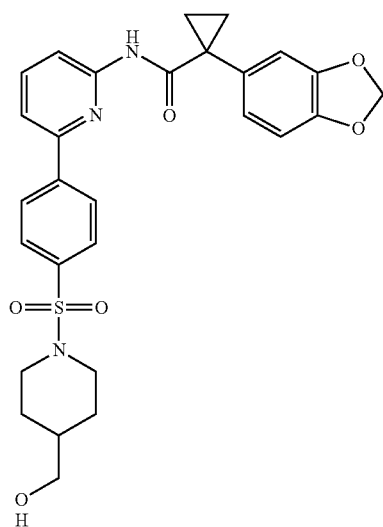
139

TABLE 1-continued

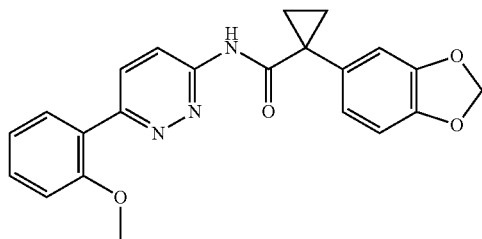
Examples of compounds of the present invention



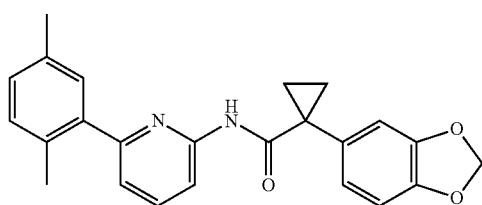
140



141



142



143

TABLE 1-continued

Examples of compounds of the present invention

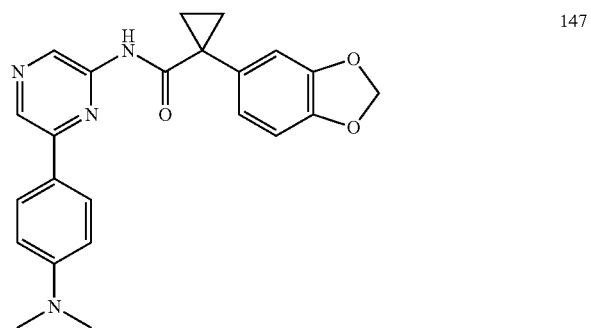
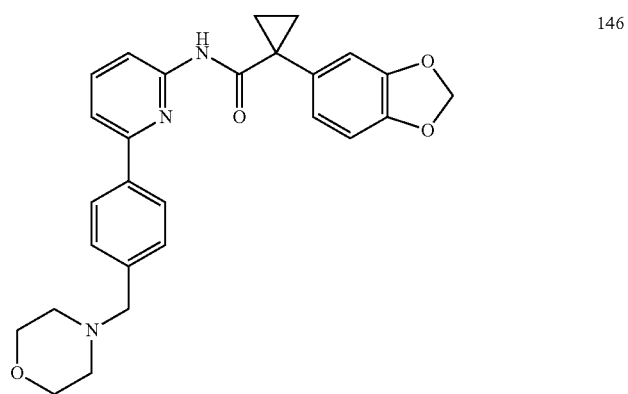
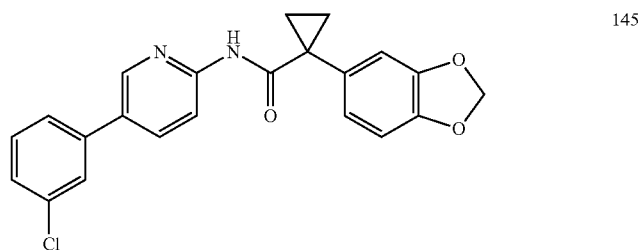
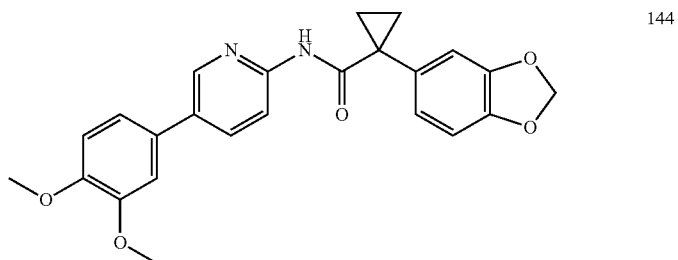


TABLE 1-continued

Examples of compounds of the present invention

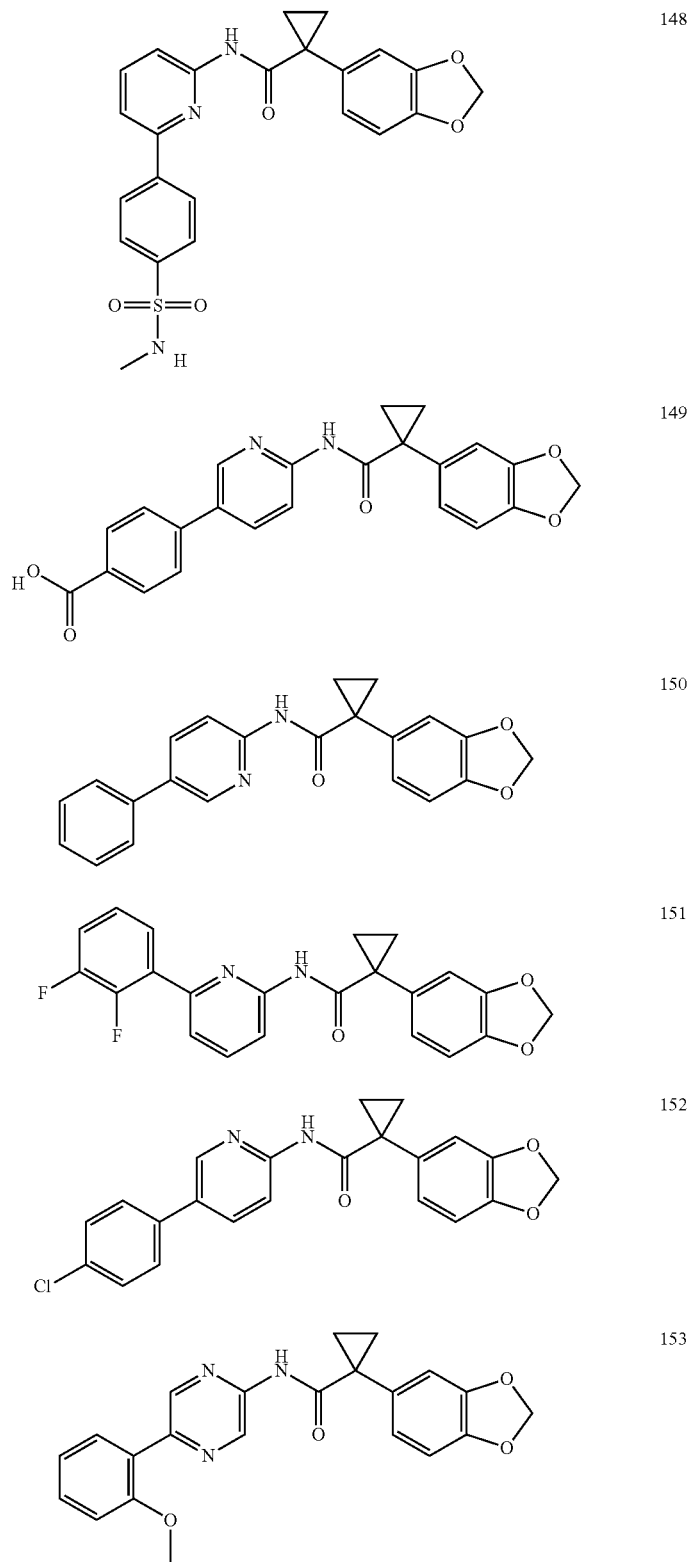


TABLE 1-continued

Examples of compounds of the present invention

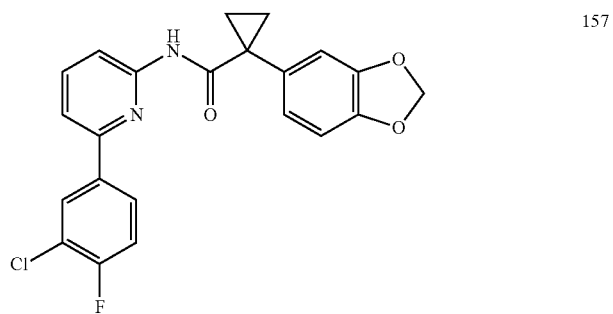
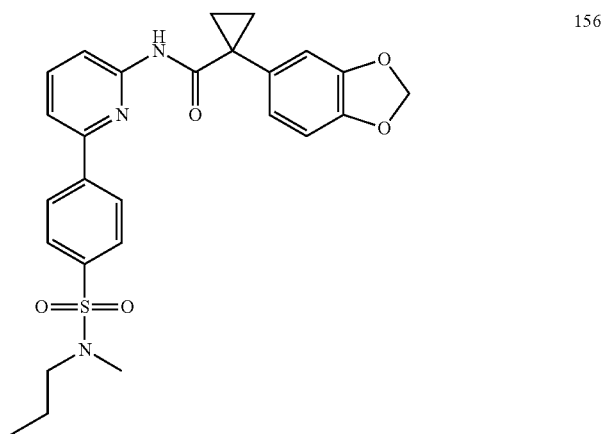
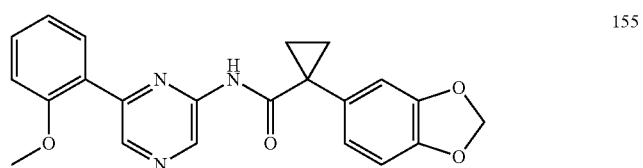
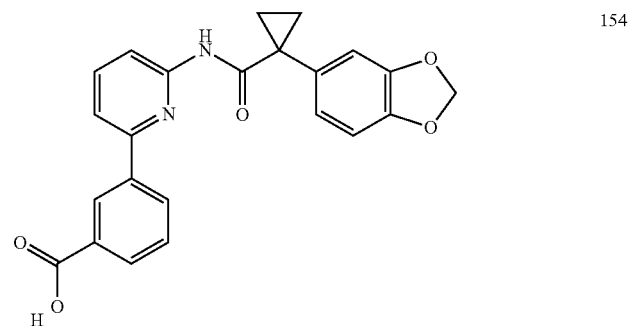
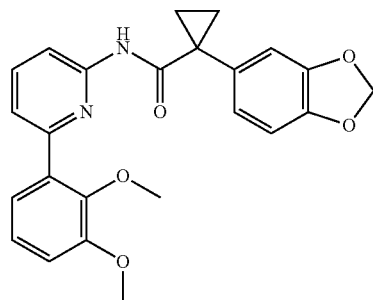
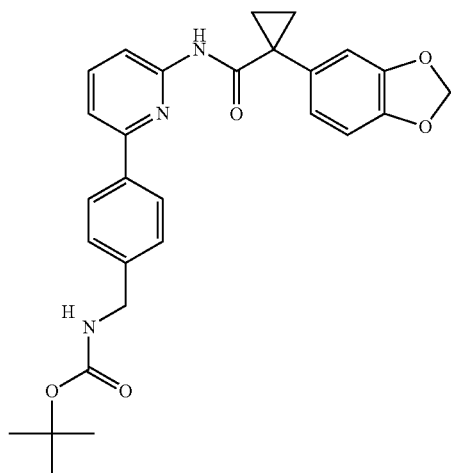


TABLE 1-continued

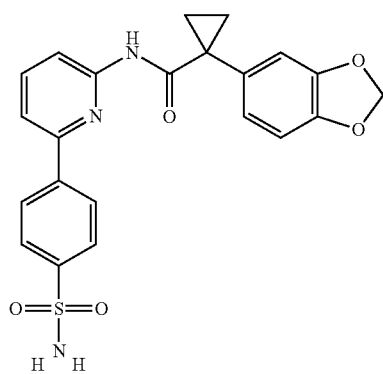
Examples of compounds of the present invention



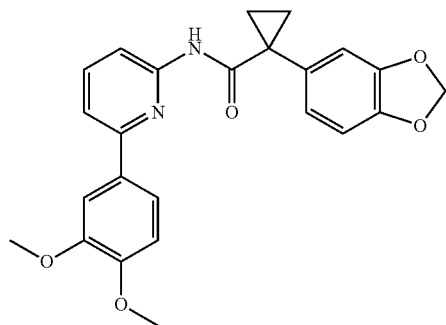
158



159



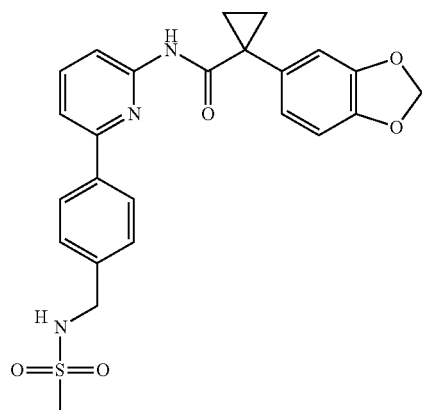
160



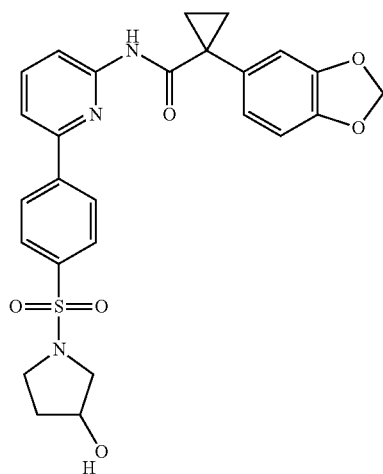
161

TABLE 1-continued

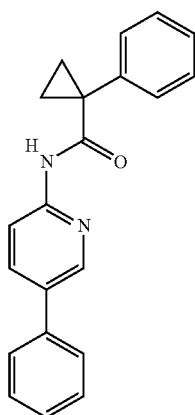
Examples of compounds of the present invention



162



163



164

TABLE 1-continued

Examples of compounds of the present invention

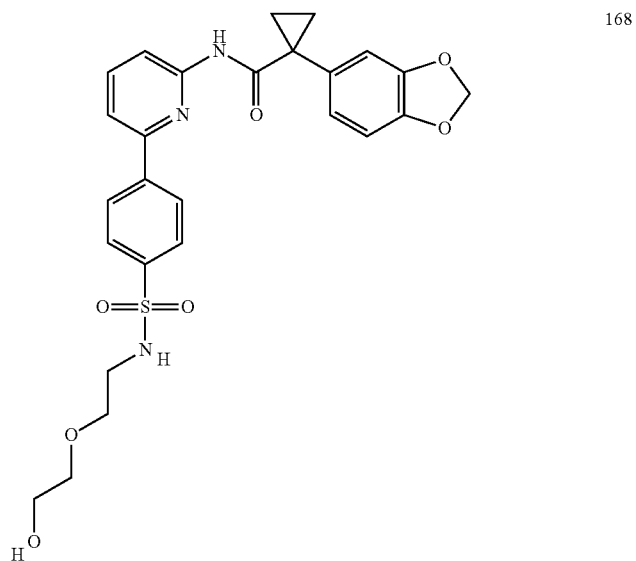
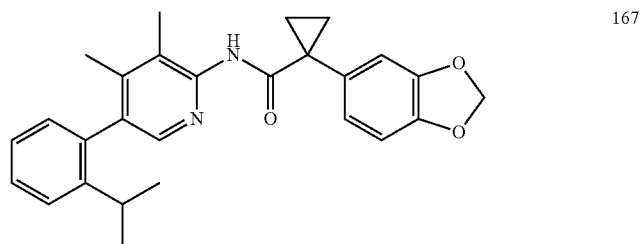
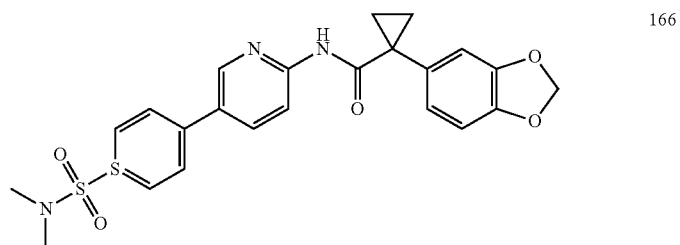
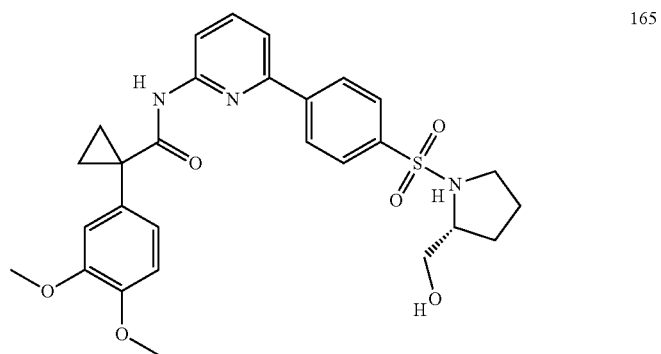


TABLE 1-continued

Examples of compounds of the present invention

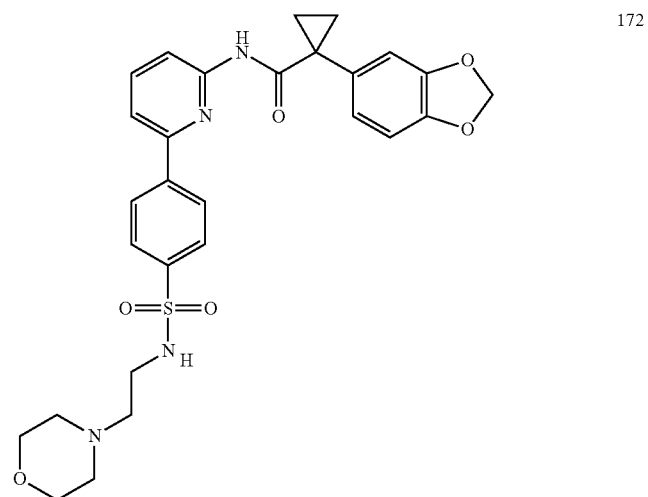
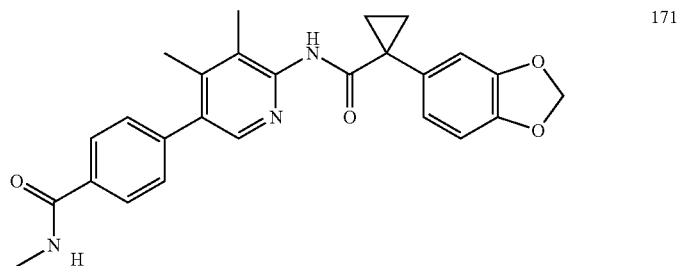
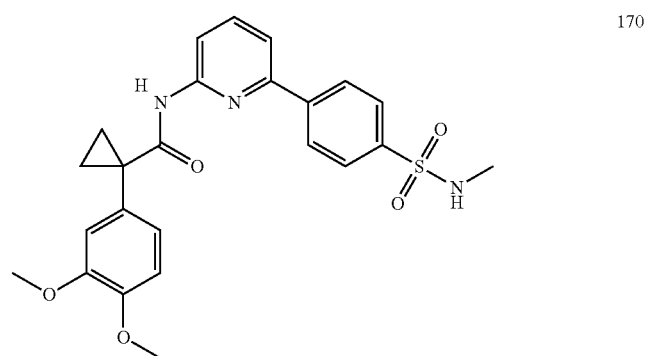
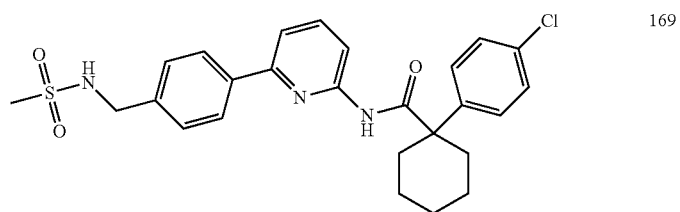


TABLE 1-continued

Examples of compounds of the present invention

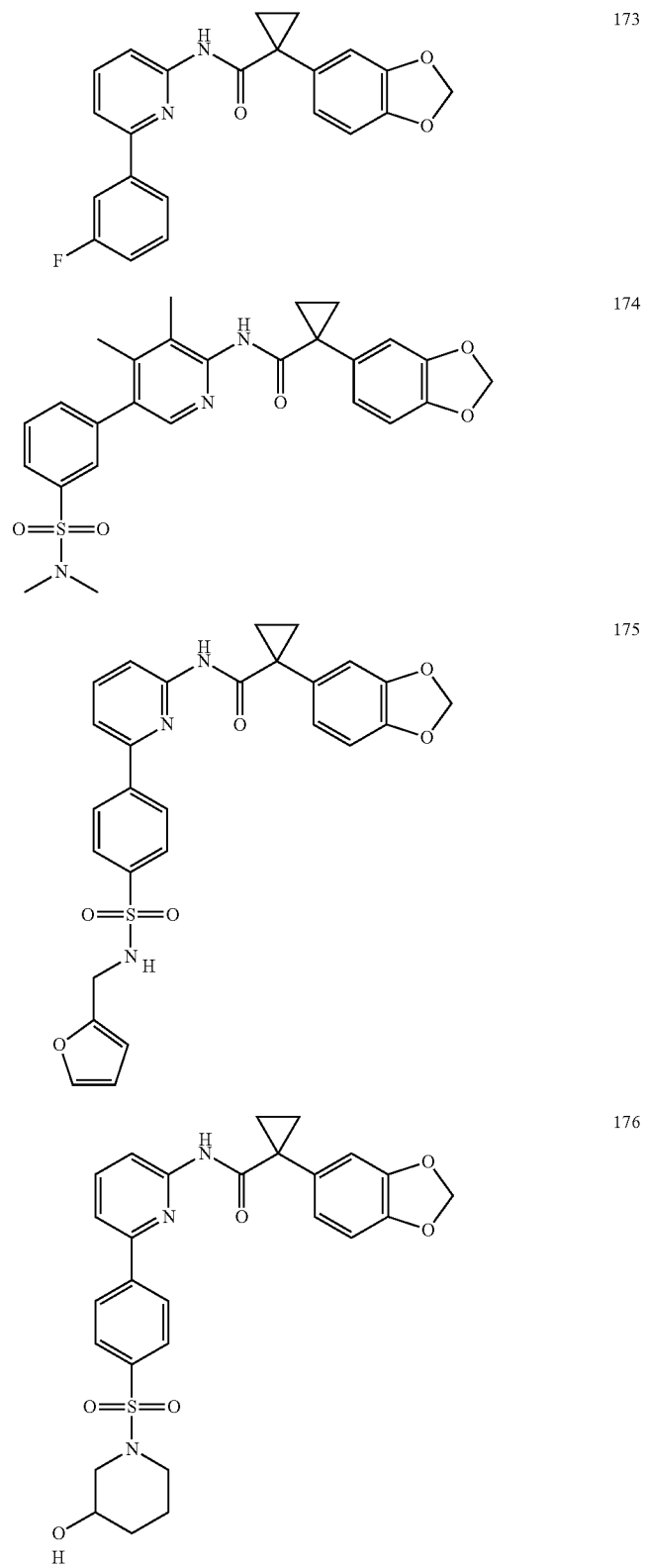


TABLE 1-continued

Examples of compounds of the present invention

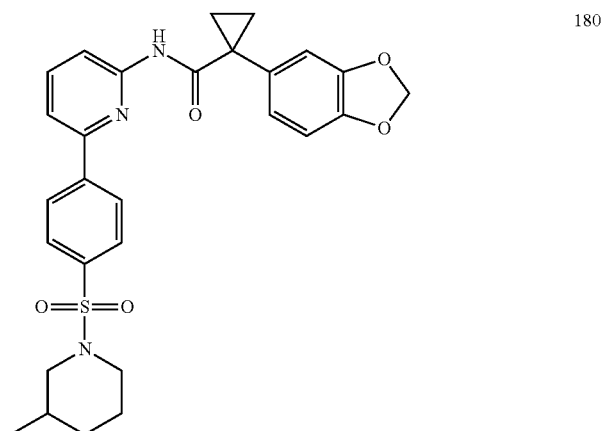
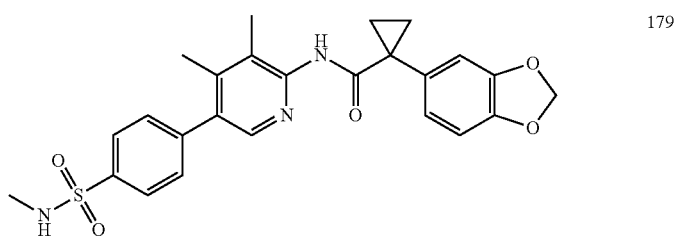
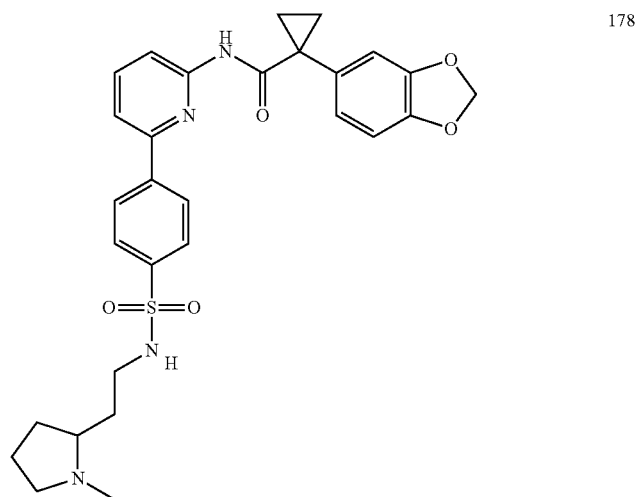
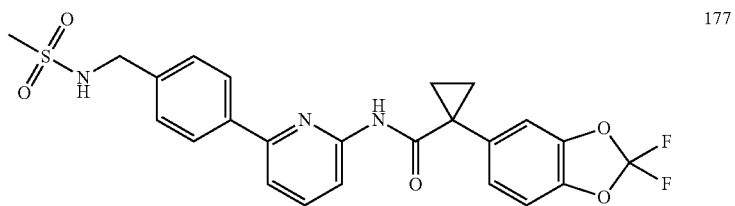


TABLE 1-continued

Examples of compounds of the present invention

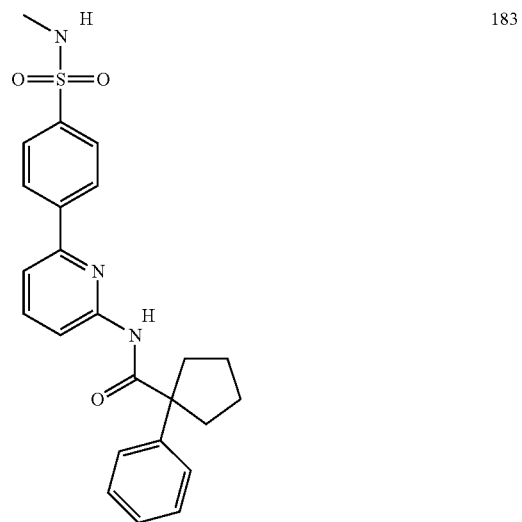
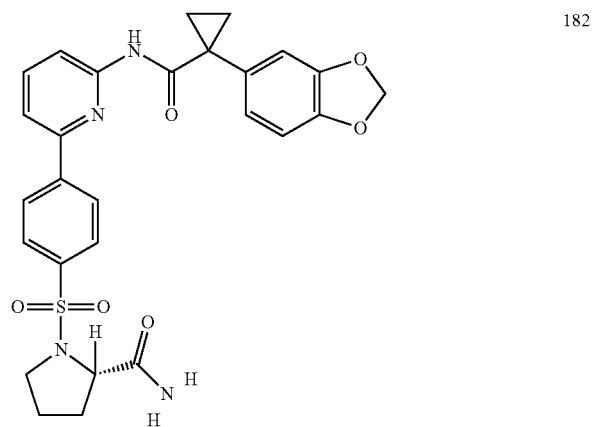
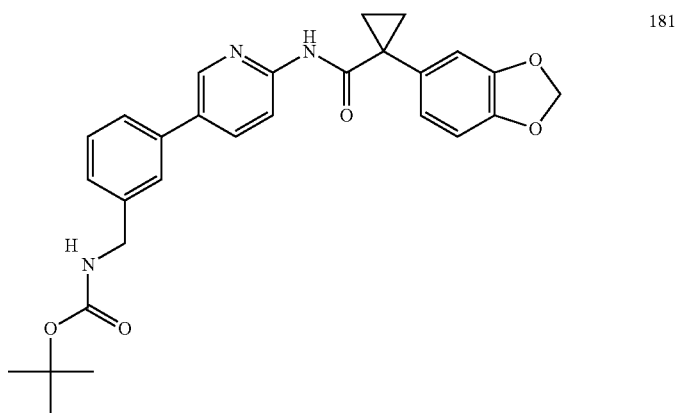


TABLE 1-continued

Examples of compounds of the present invention

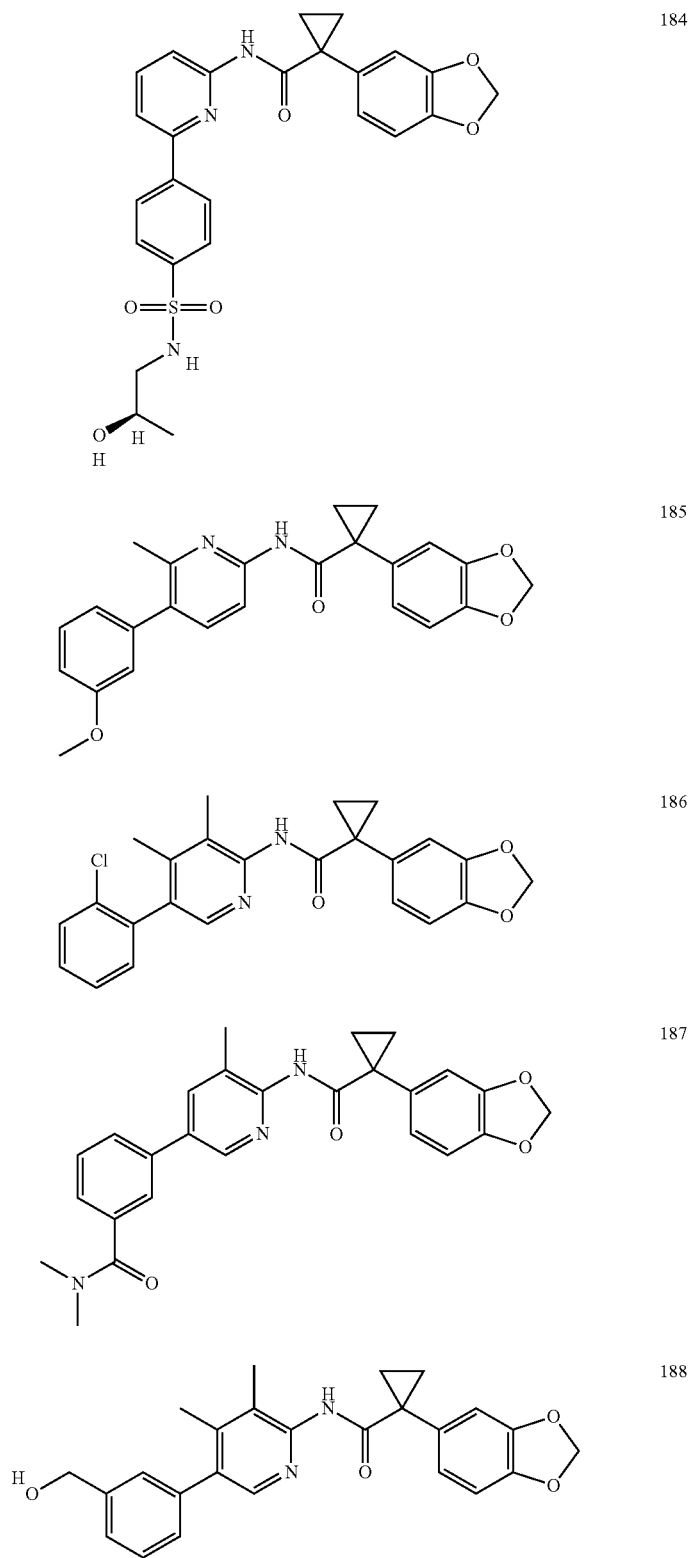


TABLE 1-continued

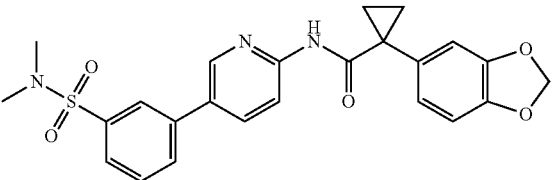
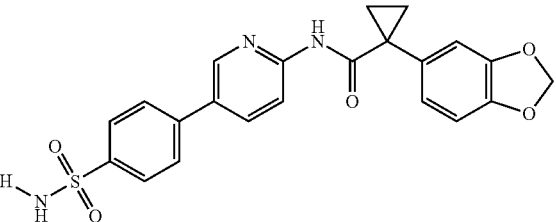
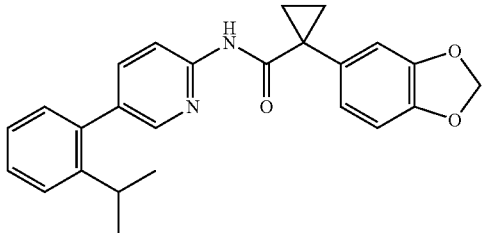
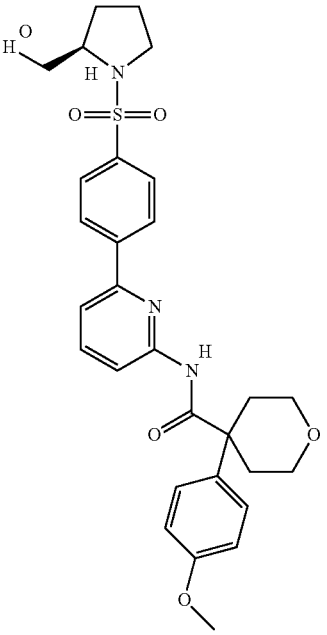
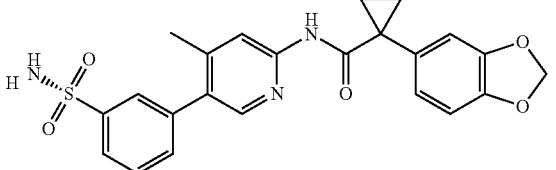
Examples of compounds of the present invention	
	189
	190
	191
	192
	193

TABLE 1-continued

Examples of compounds of the present invention

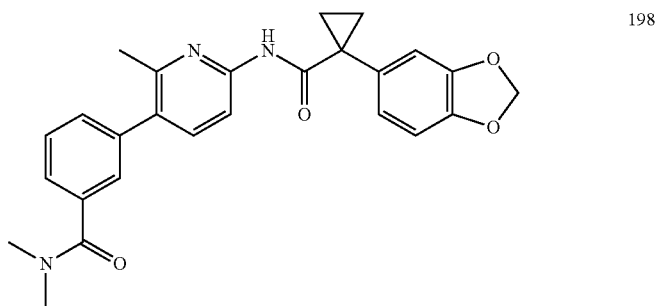
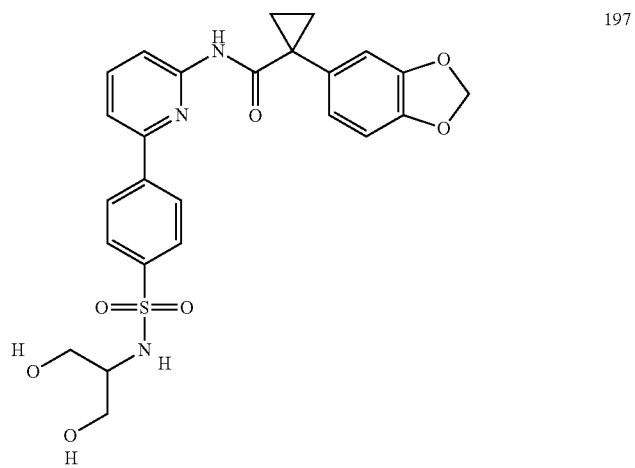
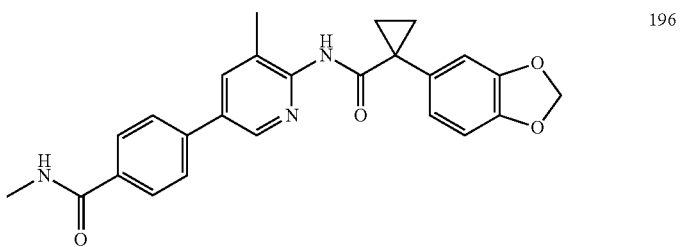
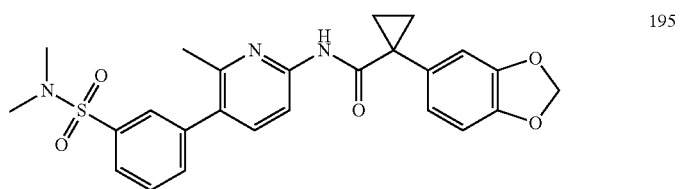
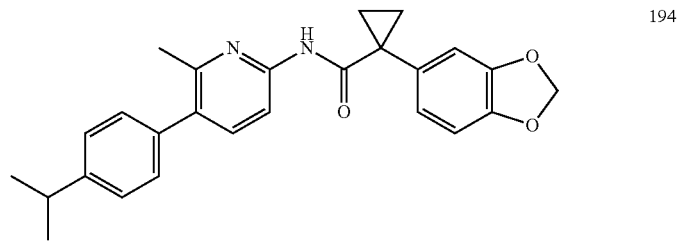
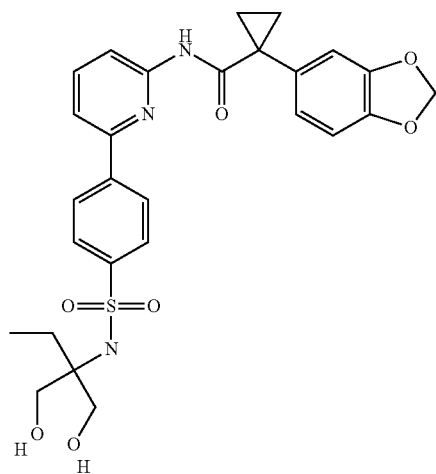
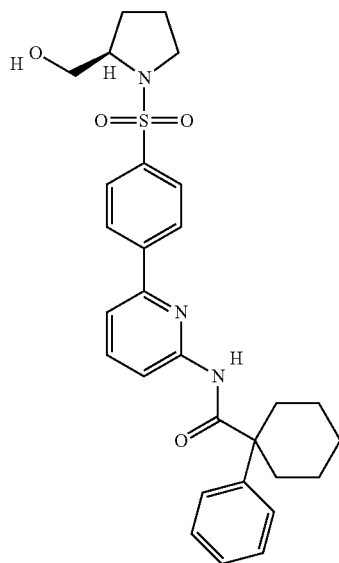


TABLE 1-continued

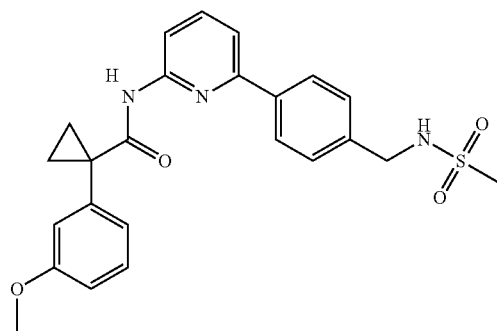
Examples of compounds of the present invention



199



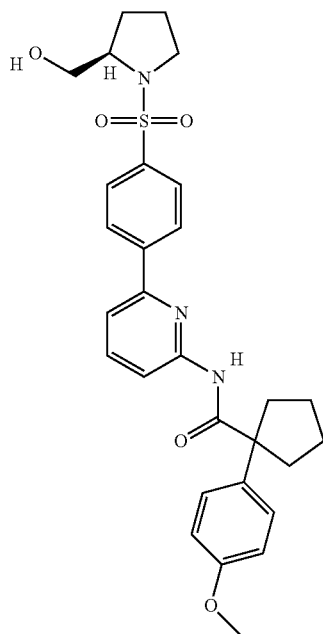
200



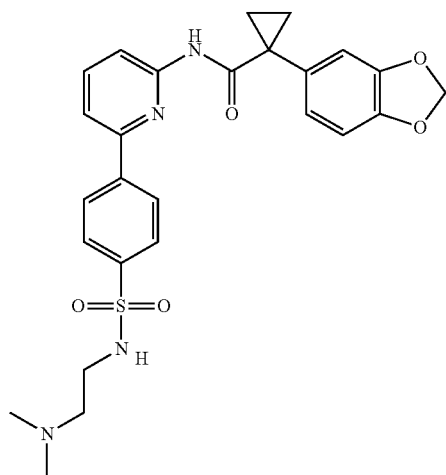
201

TABLE 1-continued

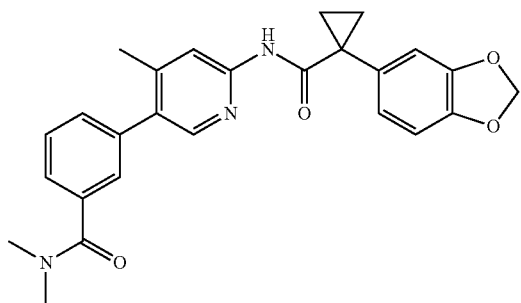
Examples of compounds of the present invention



202



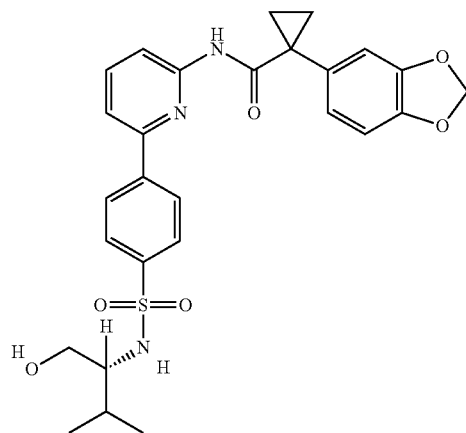
203



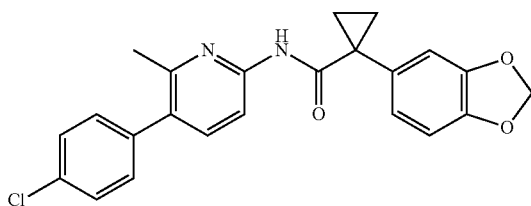
204

TABLE 1-continued

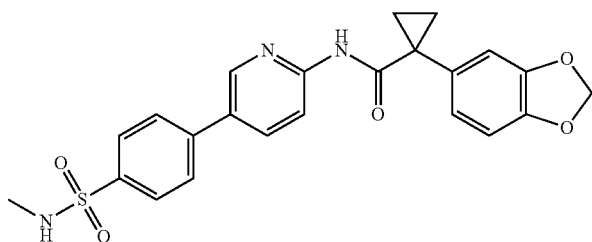
Examples of compounds of the present invention



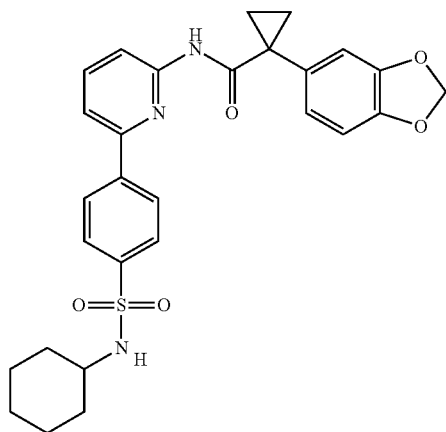
205



206



207



208

TABLE 1-continued

Examples of compounds of the present invention

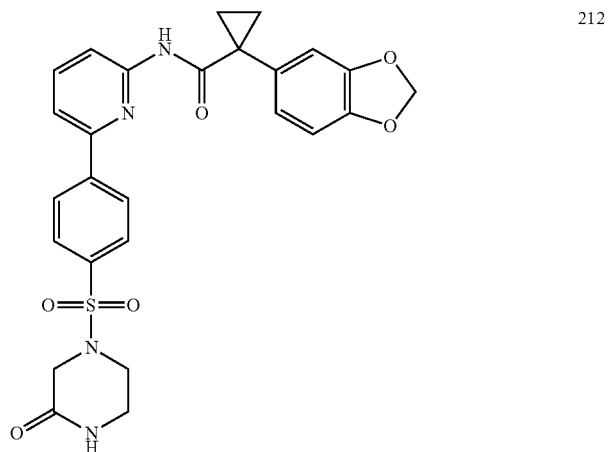
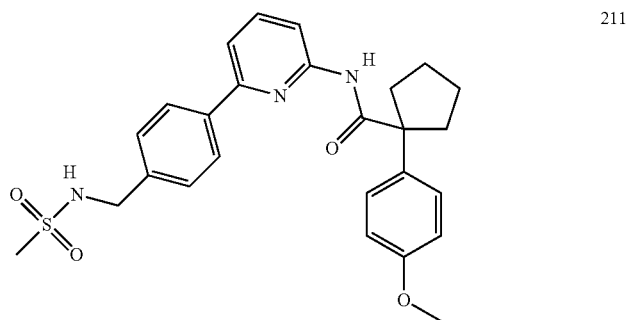
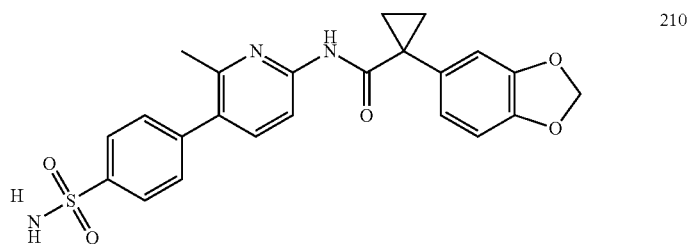
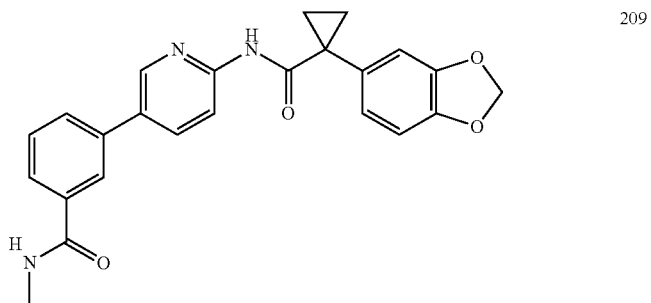
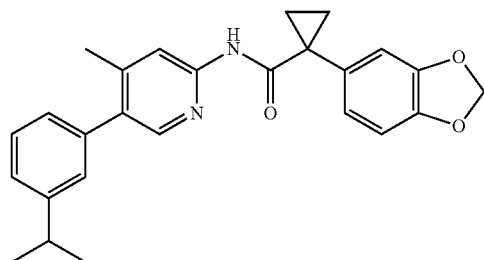
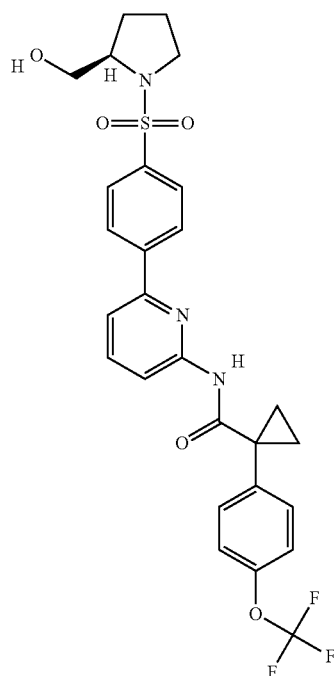


TABLE 1-continued

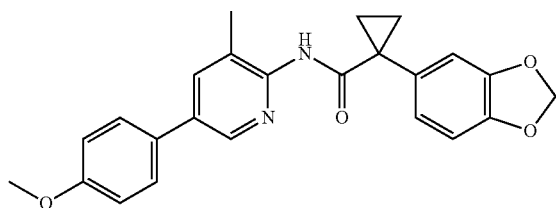
Examples of compounds of the present invention



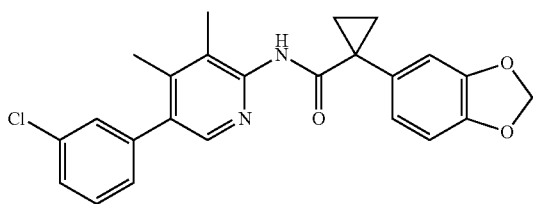
213



214



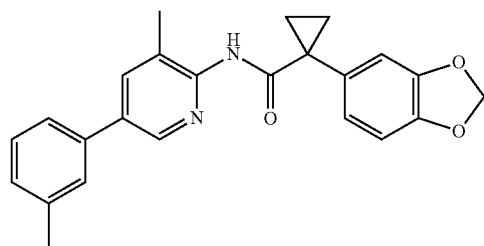
215



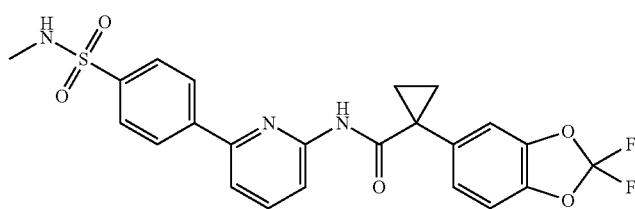
216

TABLE 1-continued

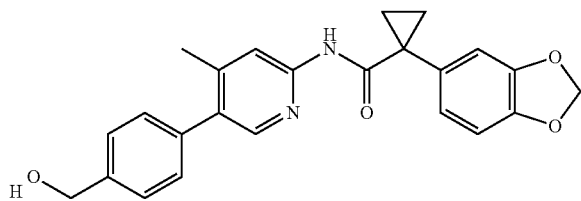
Examples of compounds of the present invention



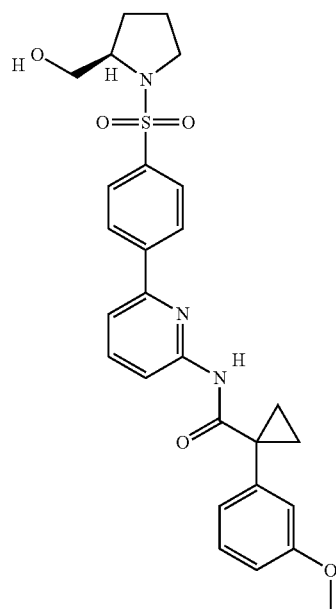
217



218



219



220

TABLE 1-continued

Examples of compounds of the present invention

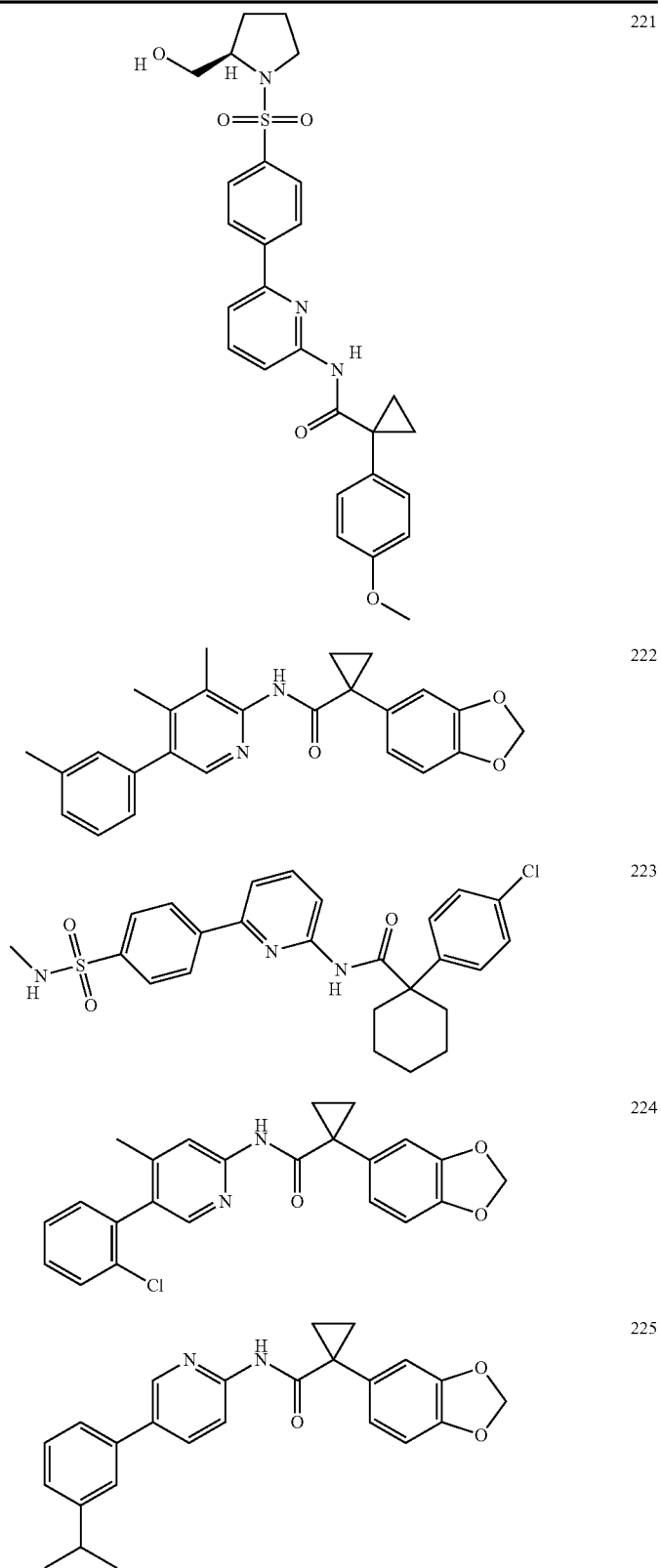


TABLE 1-continued

Examples of compounds of the present invention

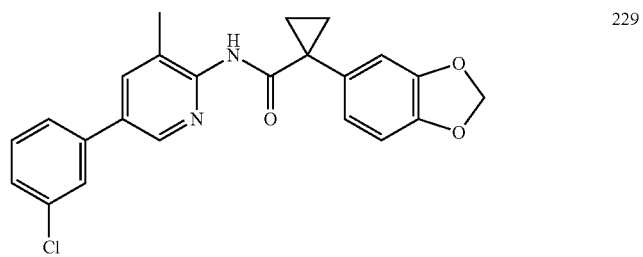
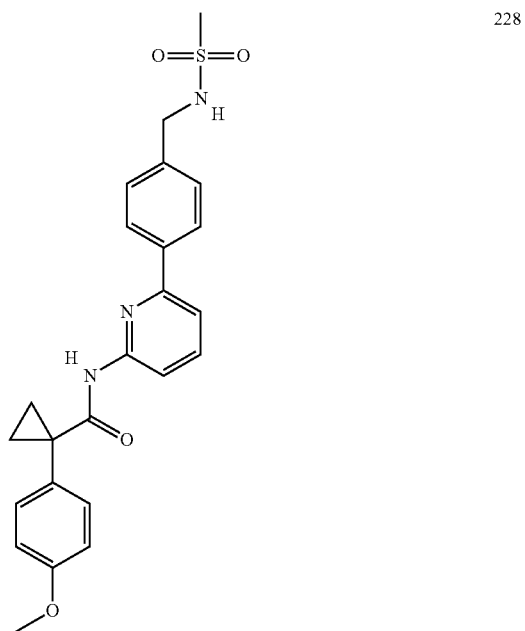
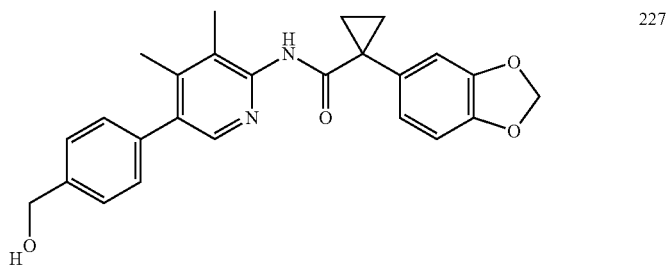
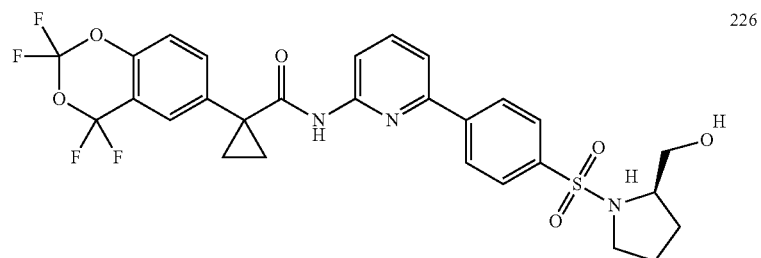
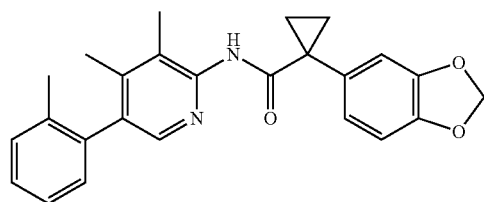
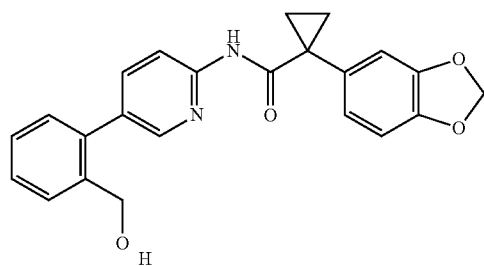


TABLE 1-continued

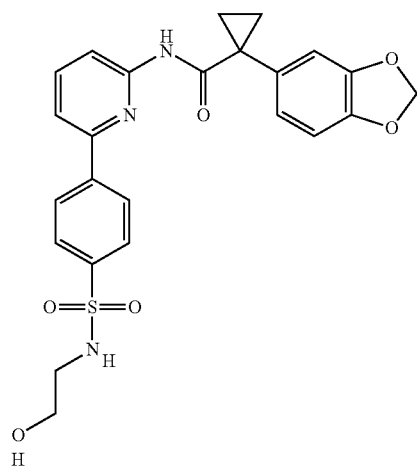
Examples of compounds of the present invention



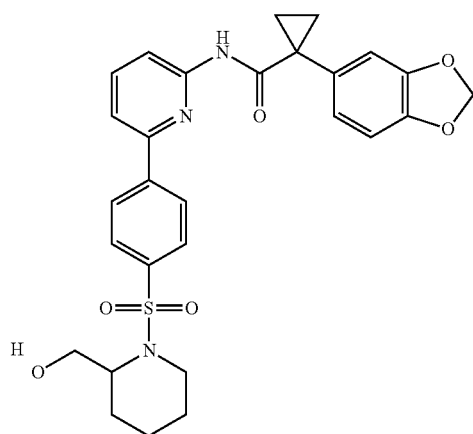
230



231



232



233

TABLE 1-continued

Examples of compounds of the present invention

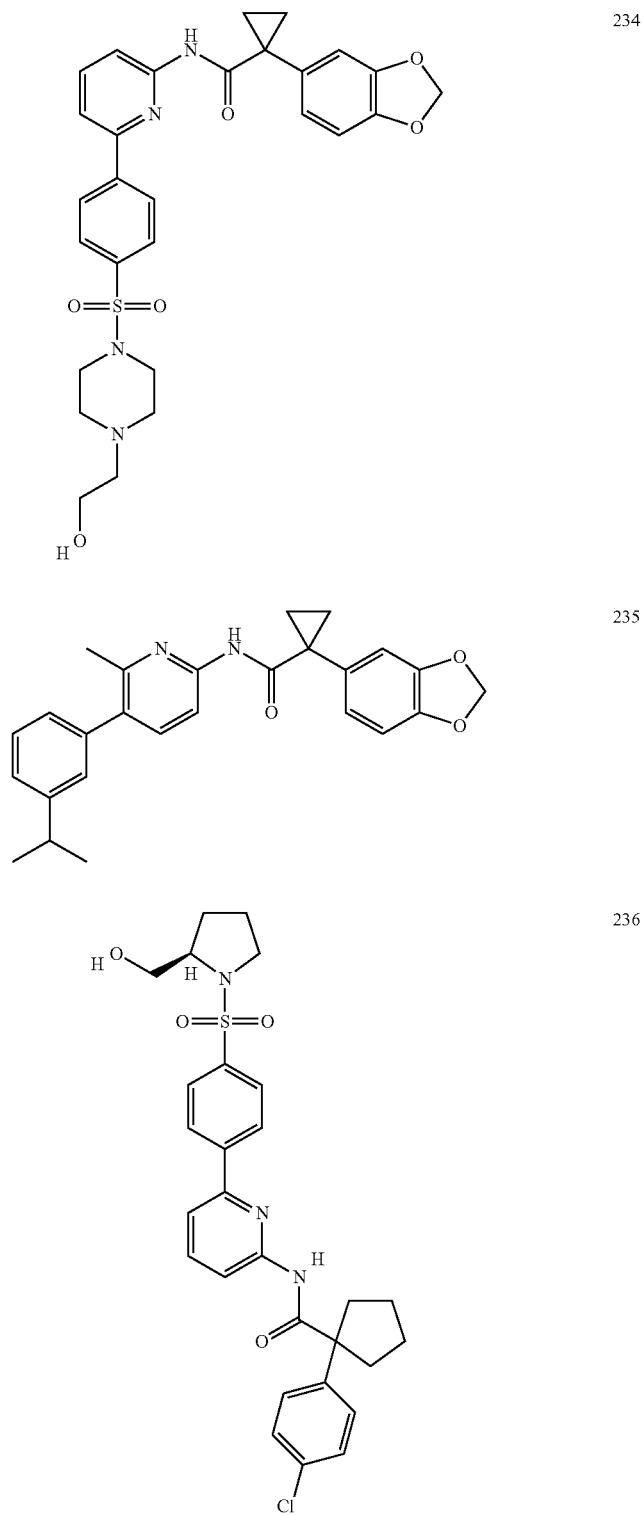


TABLE 1-continued

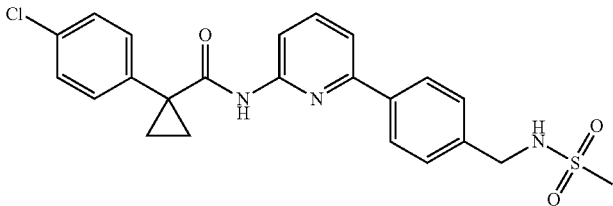
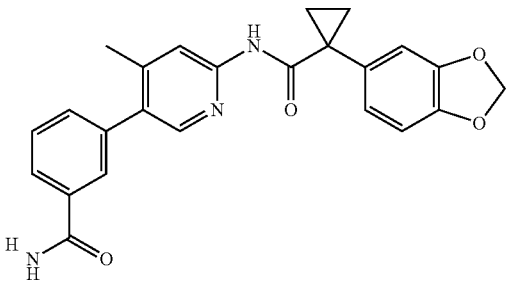
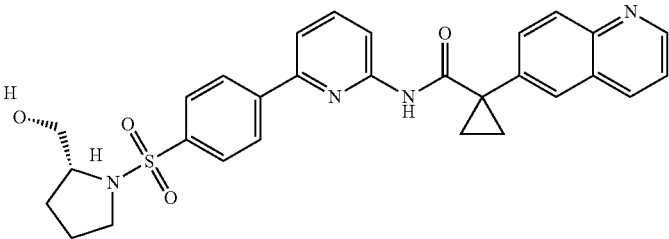
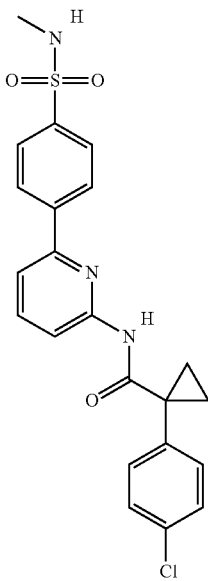
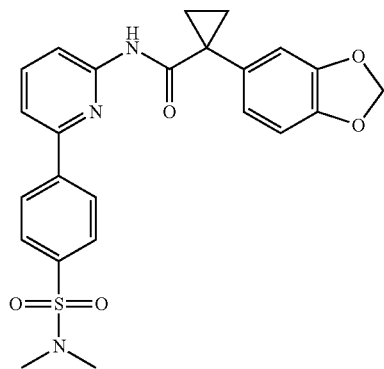
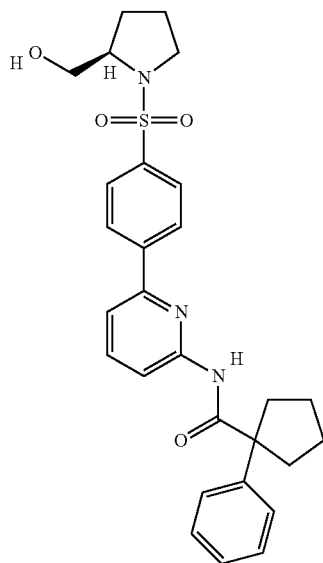
Examples of compounds of the present invention	
	237
	238
	239
	240

TABLE 1-continued

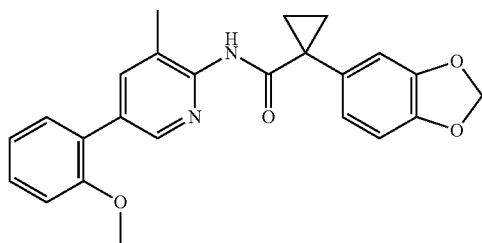
Examples of compounds of the present invention



241



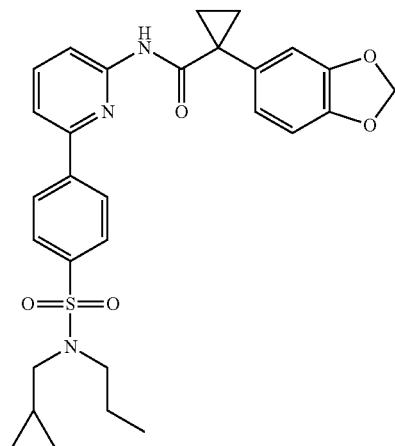
242



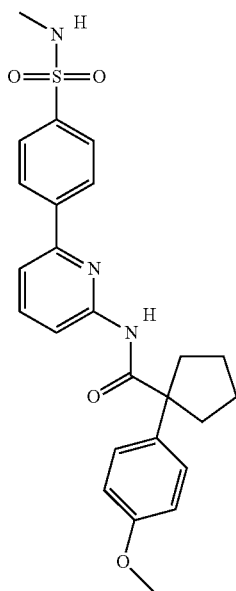
243

TABLE 1-continued

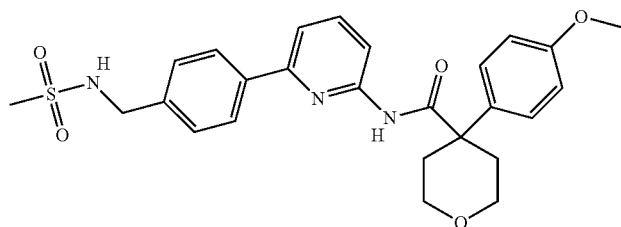
Examples of compounds of the present invention



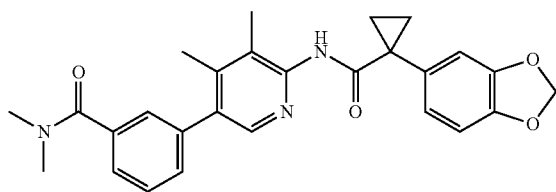
244



245



246



247

TABLE 1-continued

Examples of compounds of the present invention

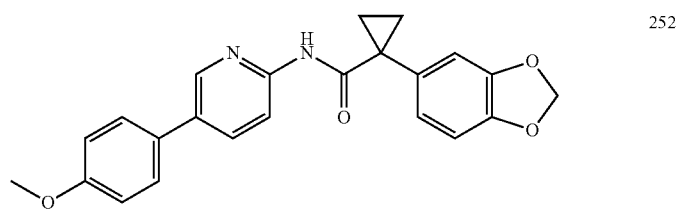
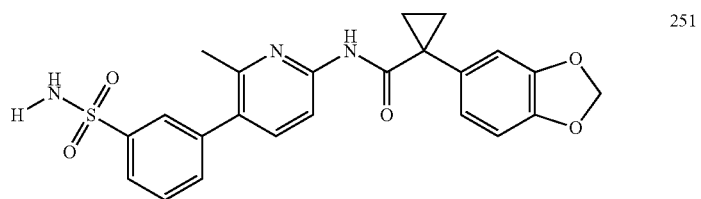
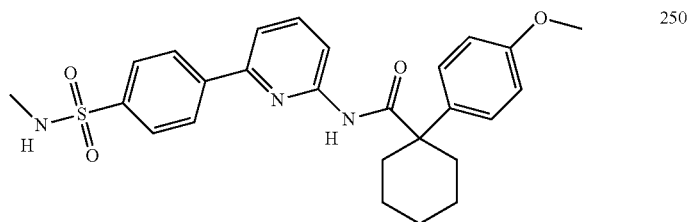
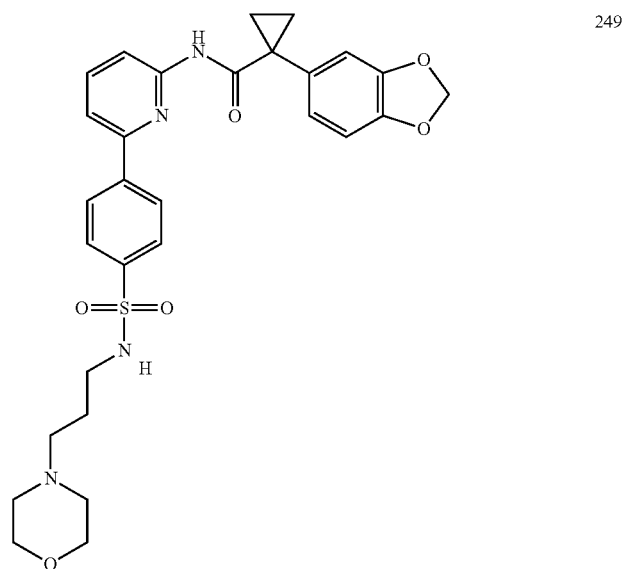
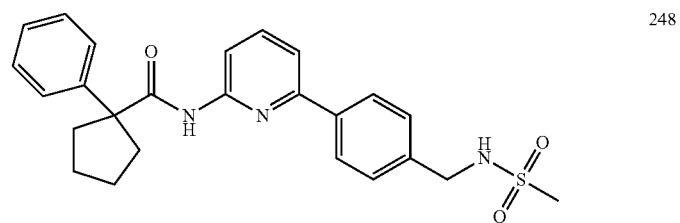


TABLE 1-continued

Examples of compounds of the present invention

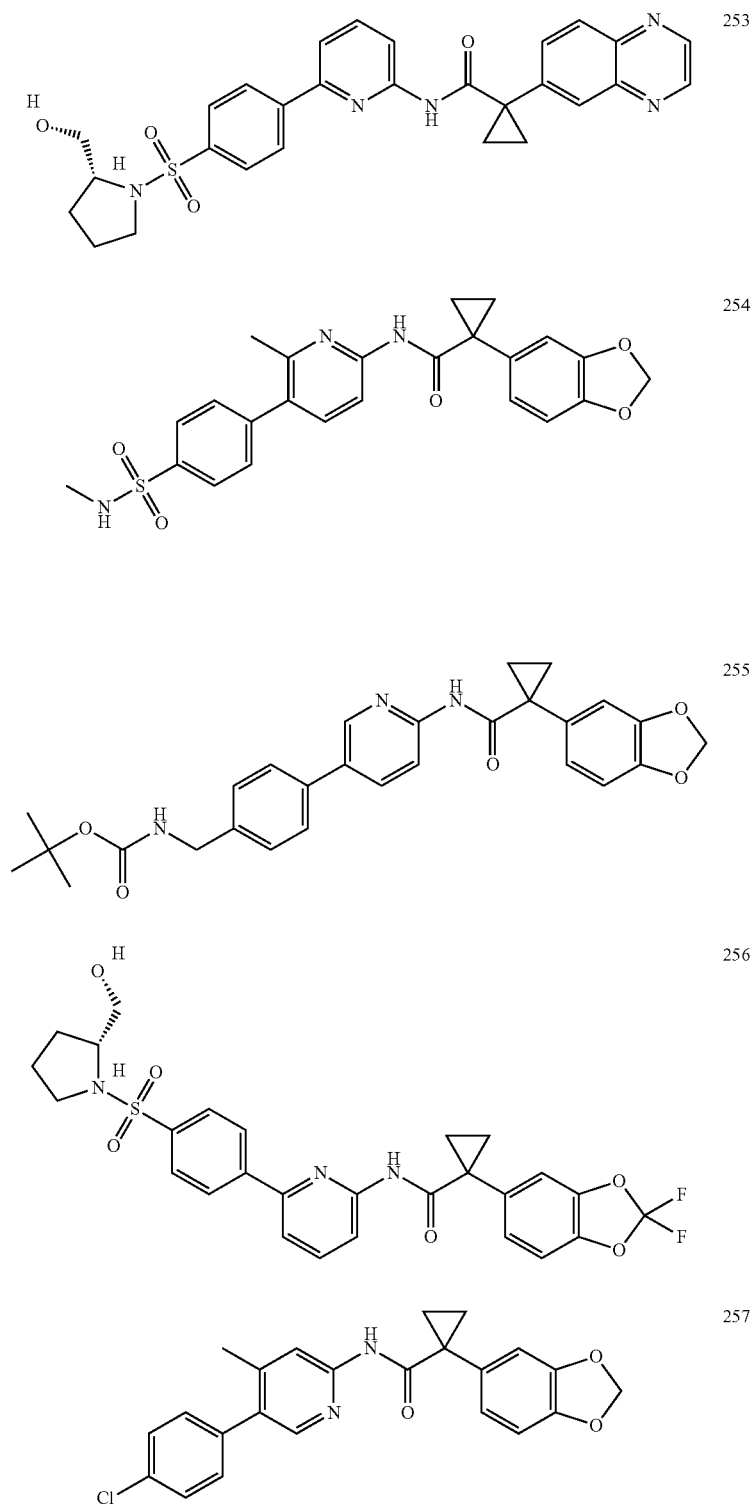


TABLE 1-continued

Examples of compounds of the present invention

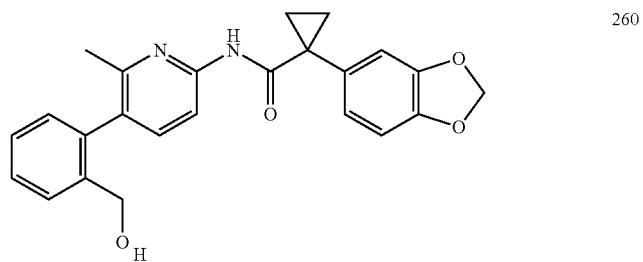
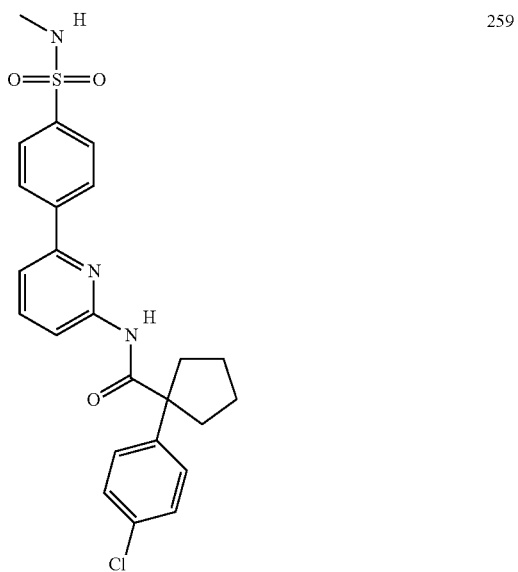
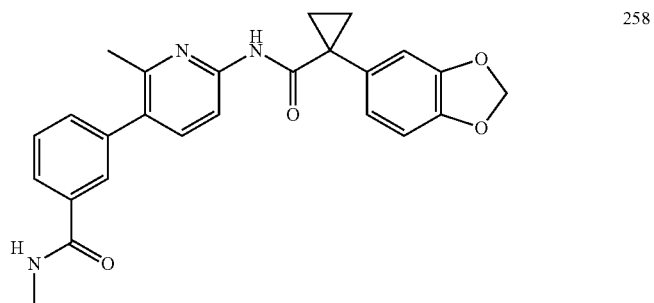


TABLE 1-continued

Examples of compounds of the present invention

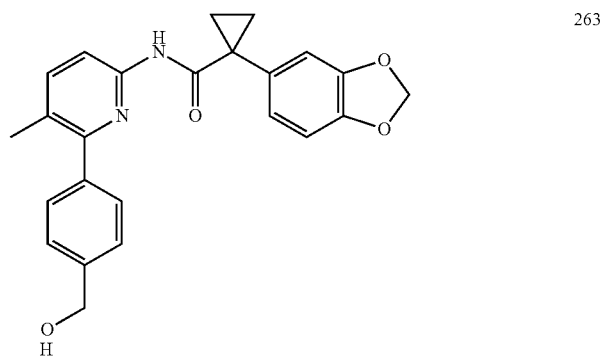
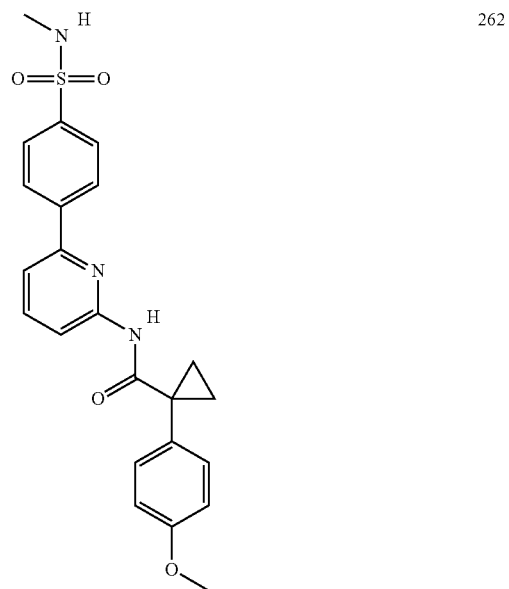
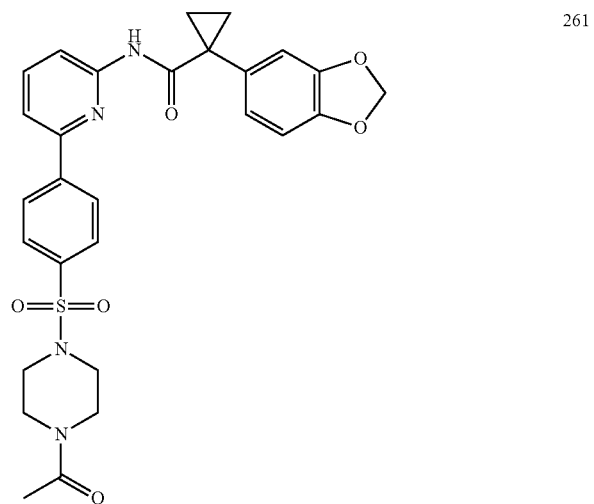


TABLE 1-continued

Examples of compounds of the present invention

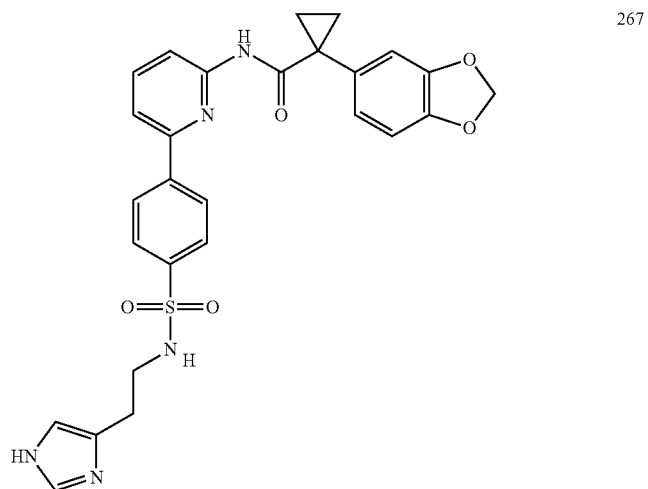
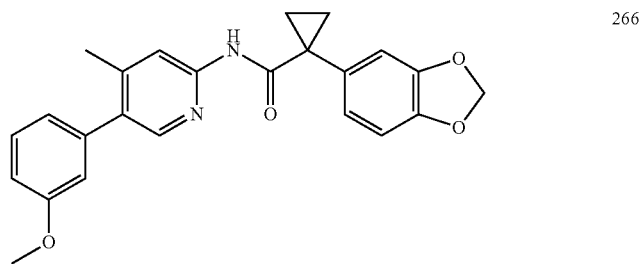
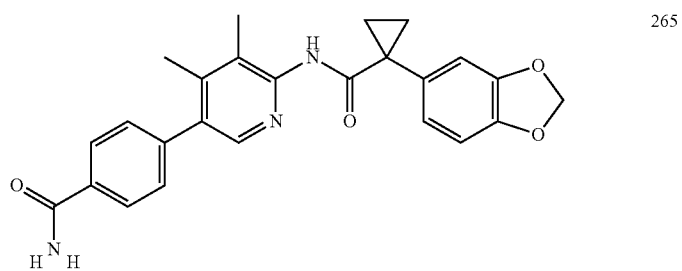
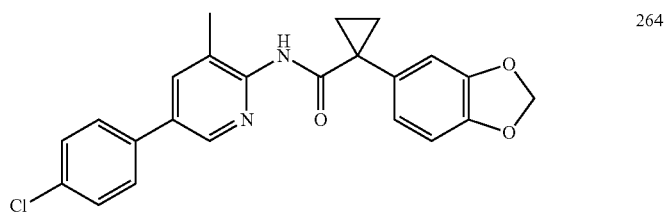
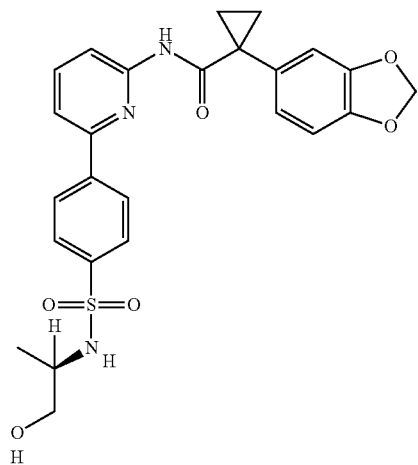
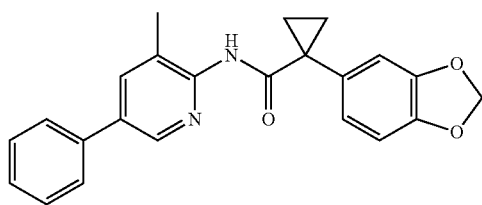


TABLE 1-continued

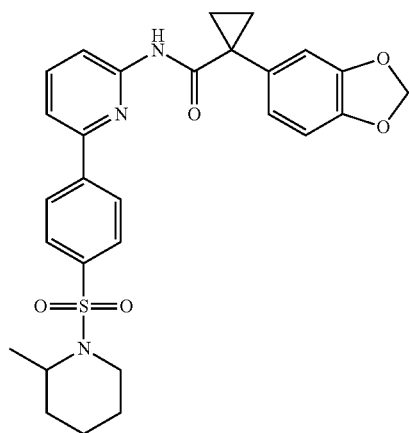
Examples of compounds of the present invention



268



269



270

TABLE 1-continued

Examples of compounds of the present invention

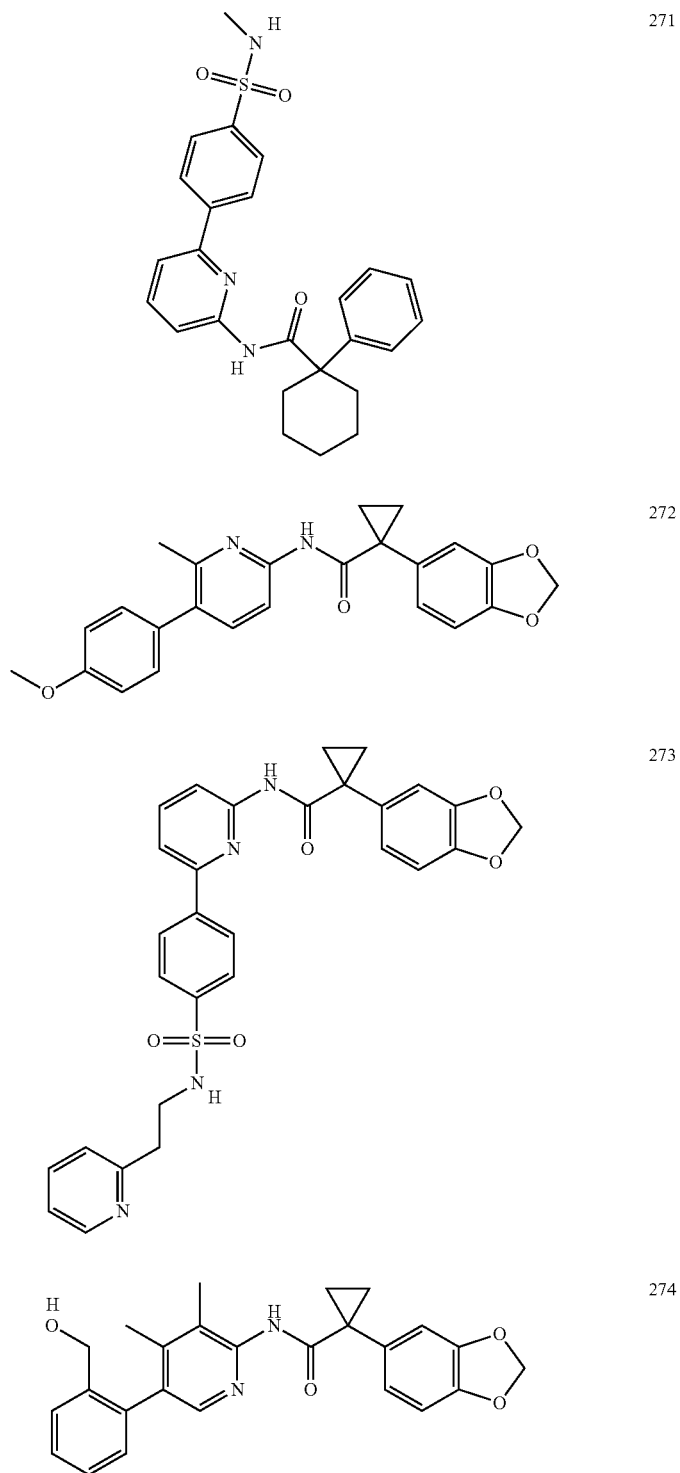


TABLE 1-continued

Examples of compounds of the present invention

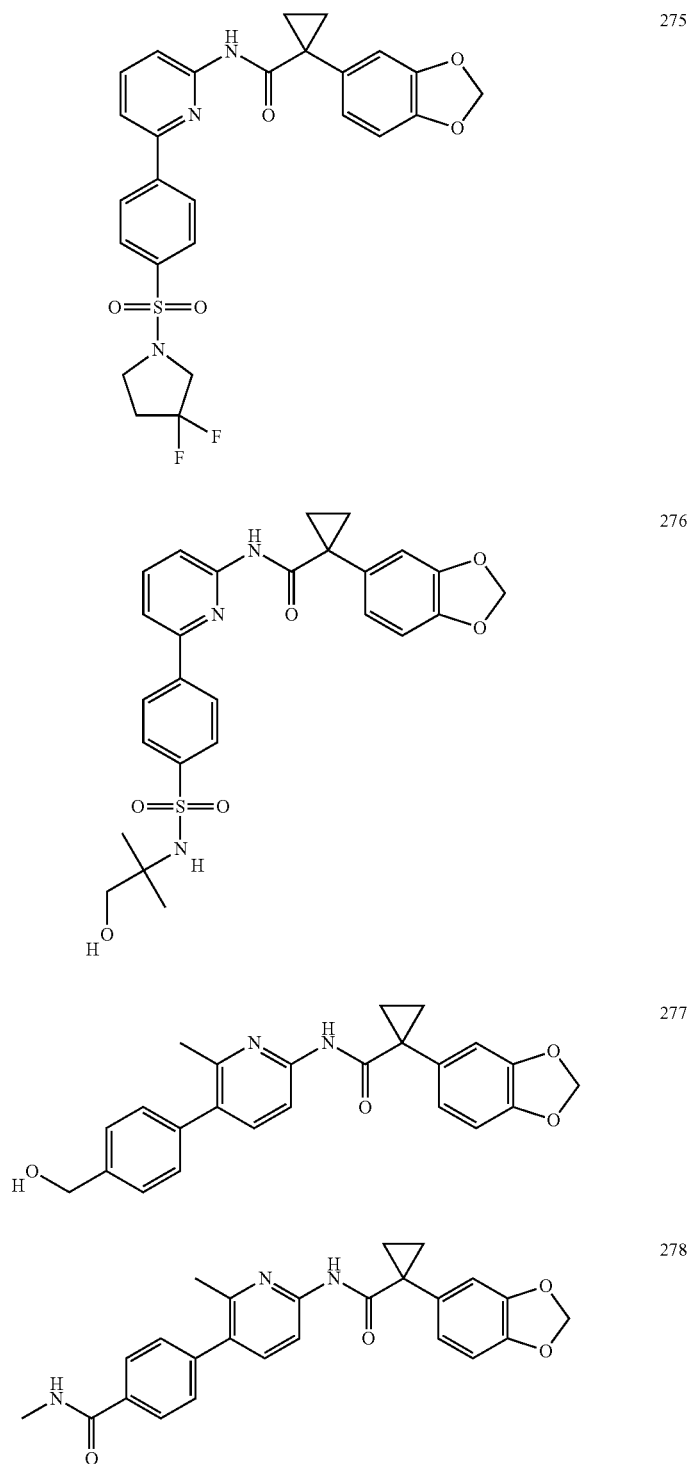
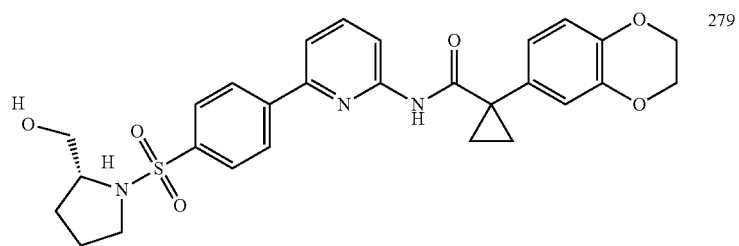
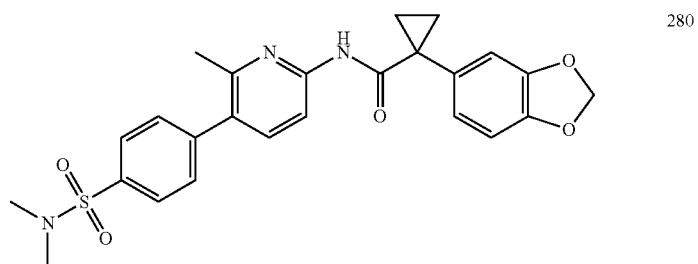


TABLE 1-continued

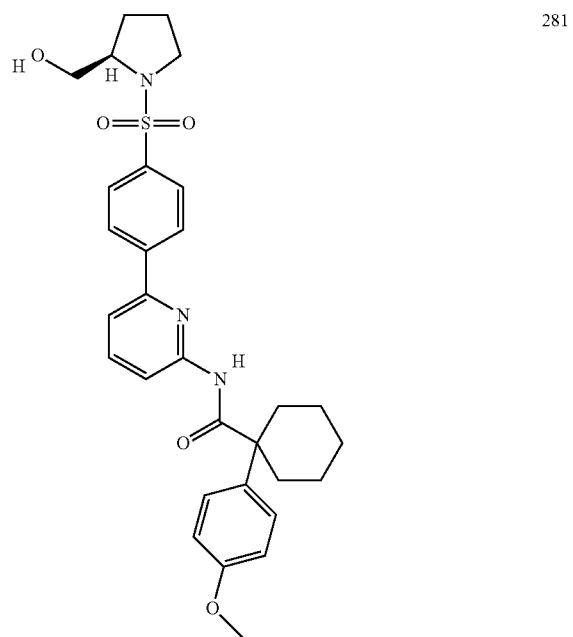
Examples of compounds of the present invention



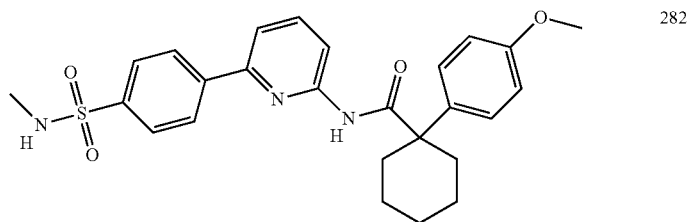
279



280



281



282

TABLE 1-continued

Examples of compounds of the present invention

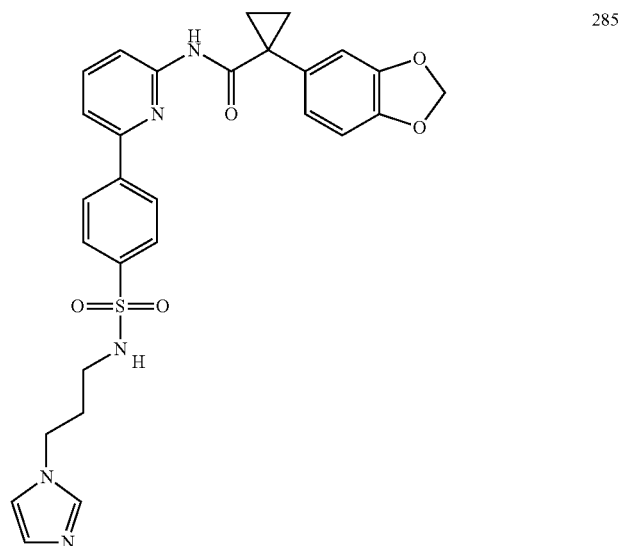
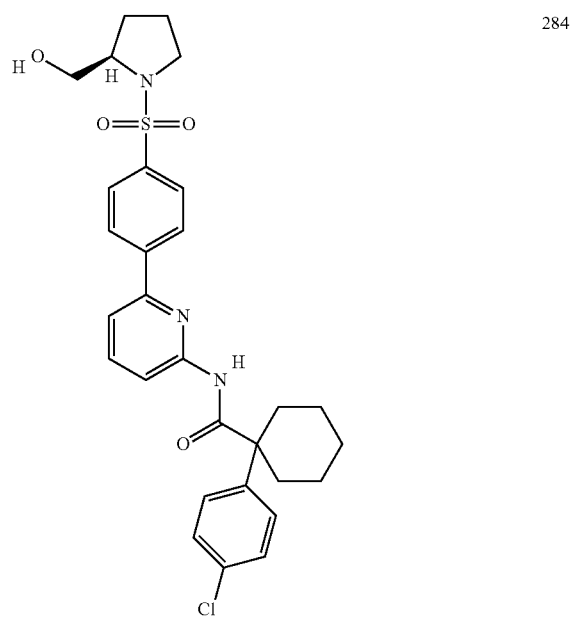
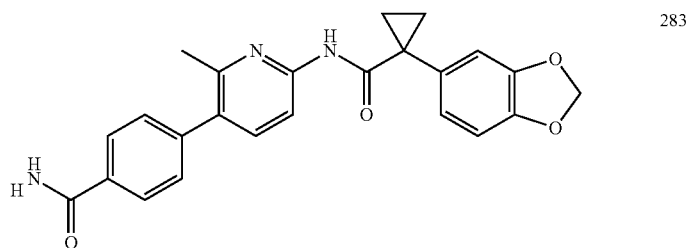


TABLE 1-continued

Examples of compounds of the present invention

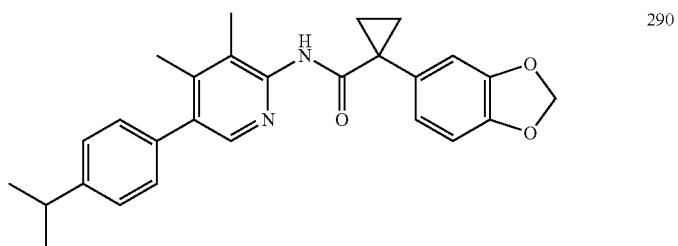
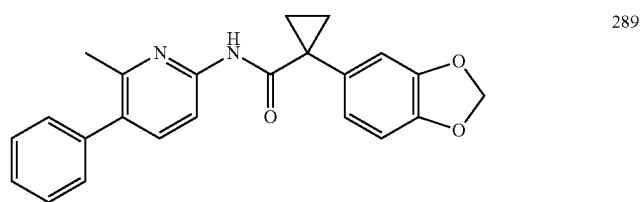
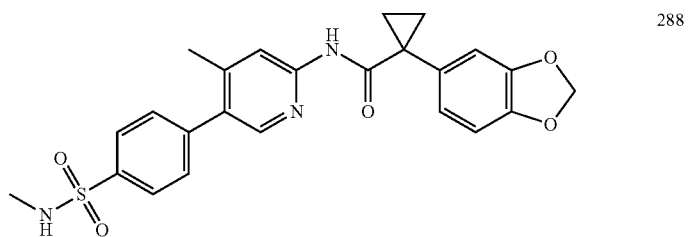
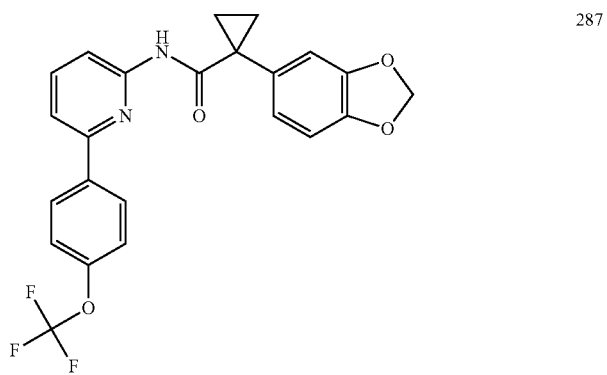
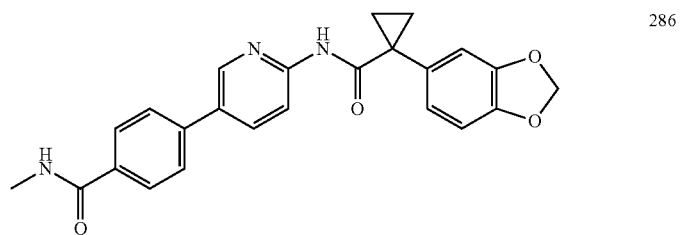


TABLE 1-continued

Examples of compounds of the present invention

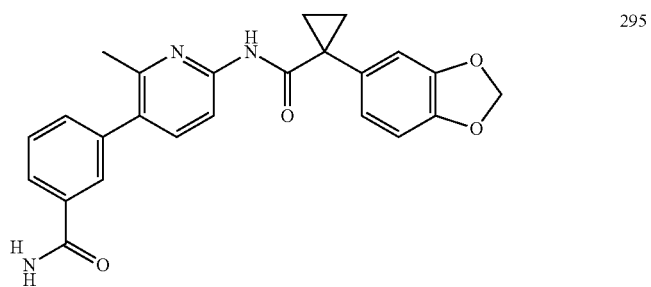
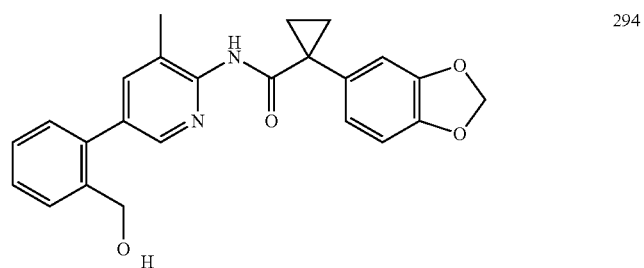
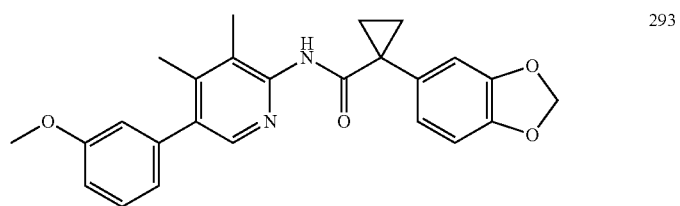
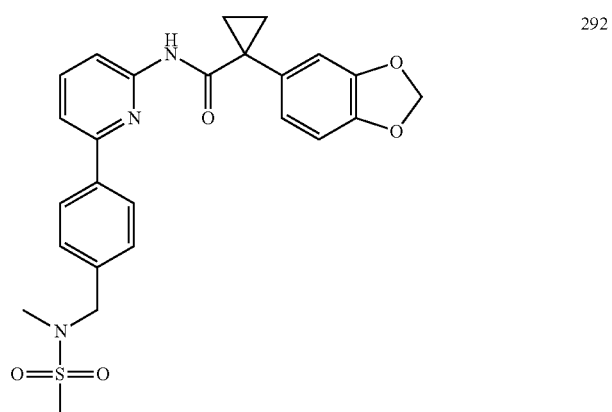
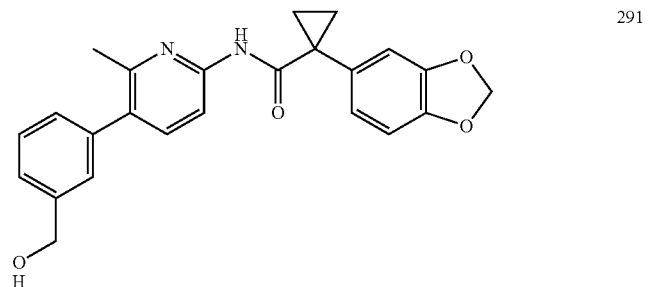
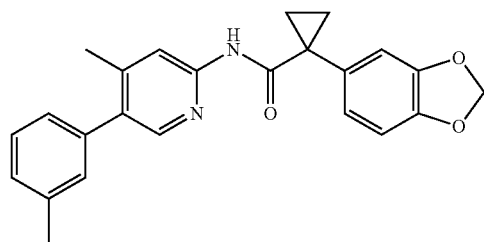
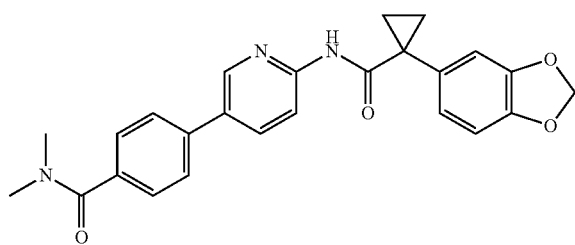


TABLE 1-continued

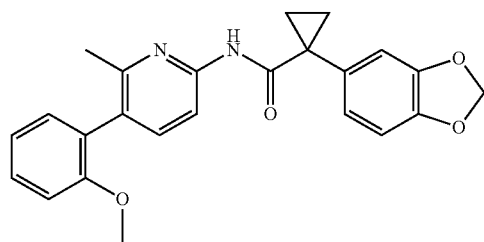
Examples of compounds of the present invention



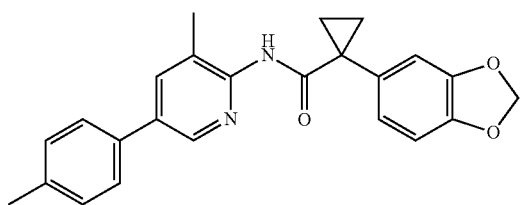
296



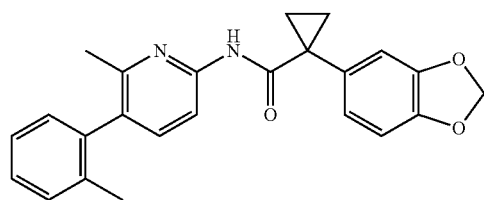
297



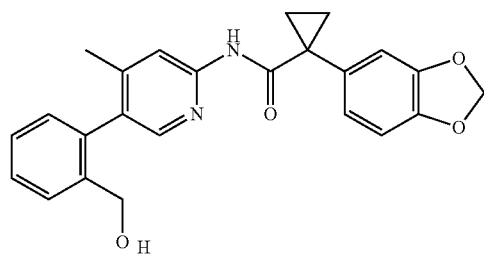
298



299



300



301

TABLE 1-continued

Examples of compounds of the present invention

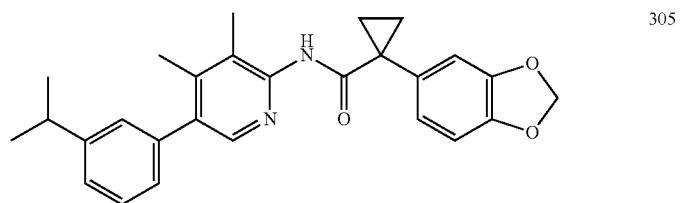
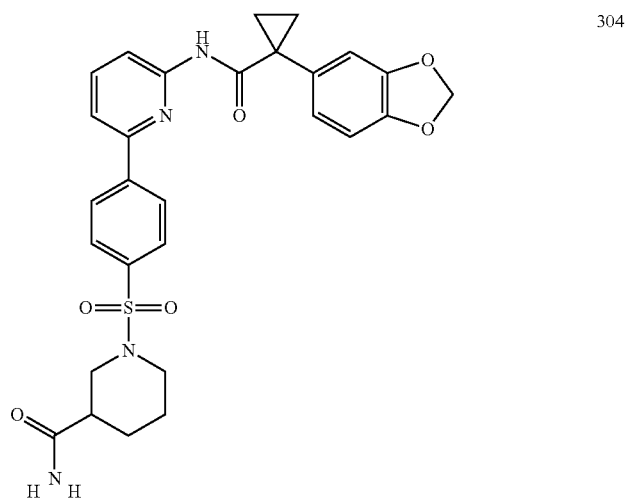
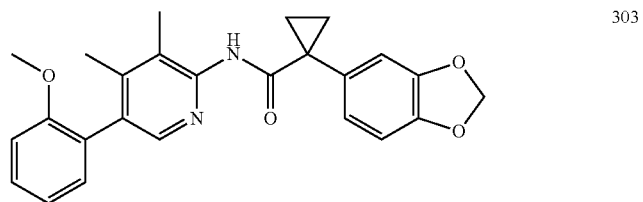
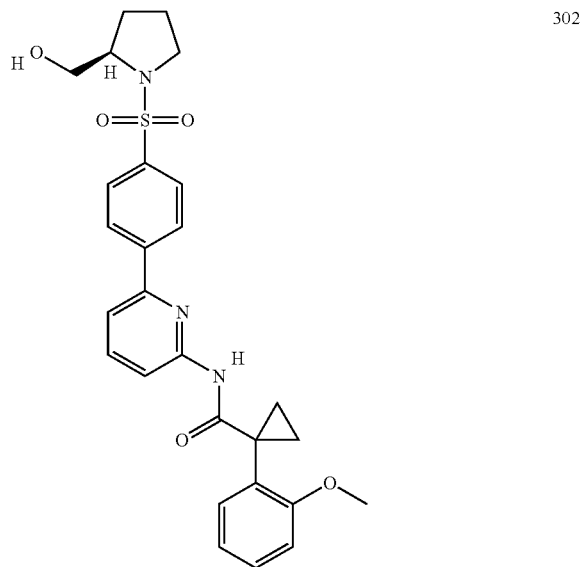
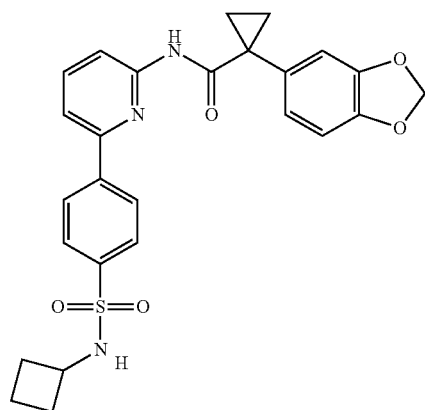
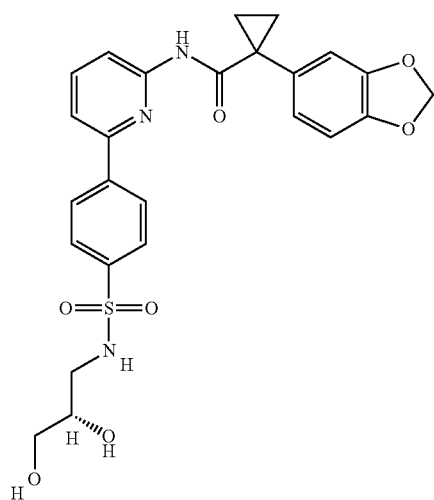


TABLE 1-continued

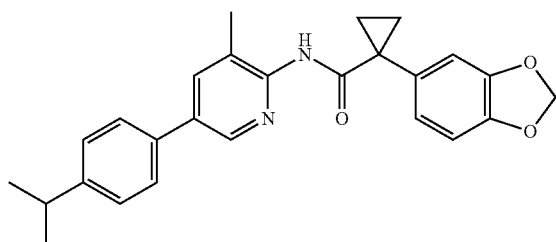
Examples of compounds of the present invention



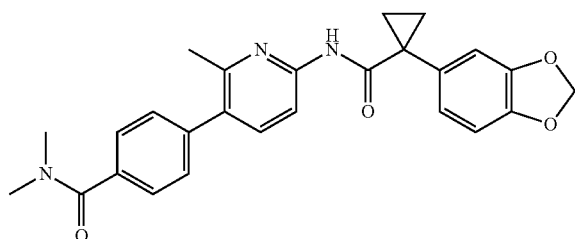
306



307



308



309

TABLE 1-continued

Examples of compounds of the present invention

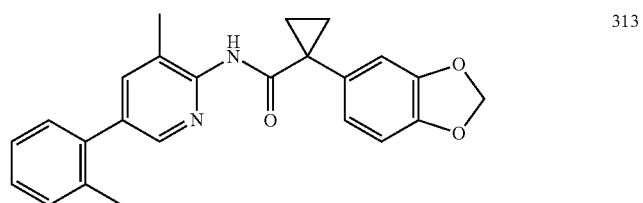
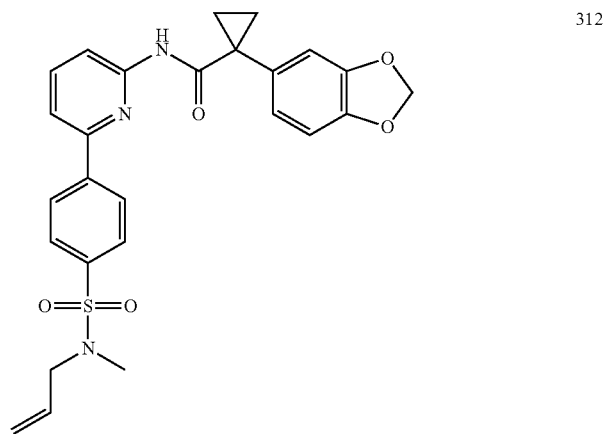
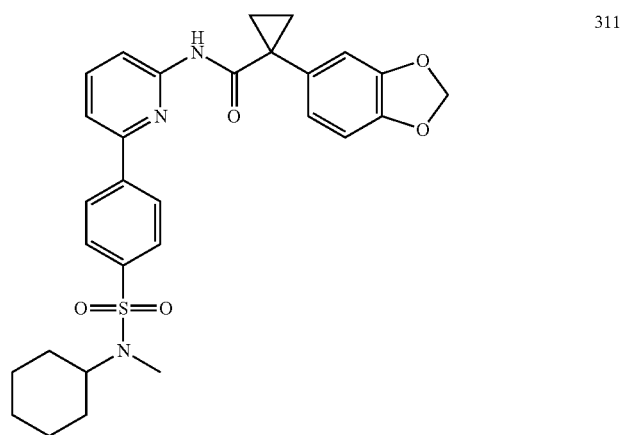
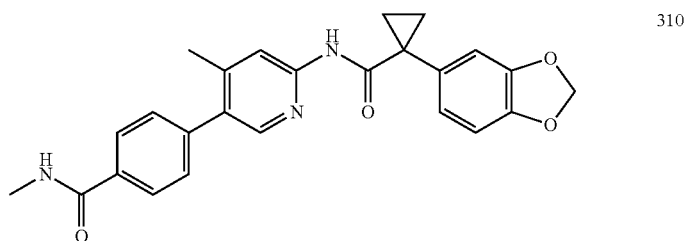


TABLE 1-continued

Examples of compounds of the present invention

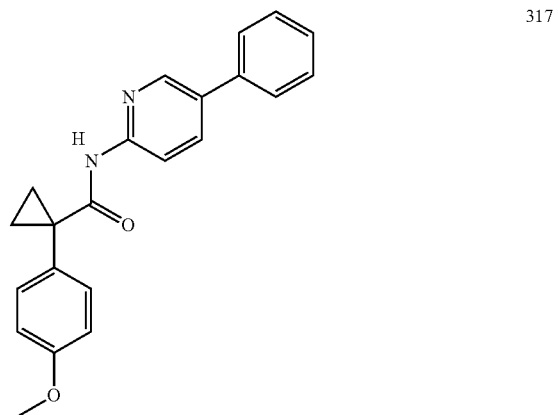
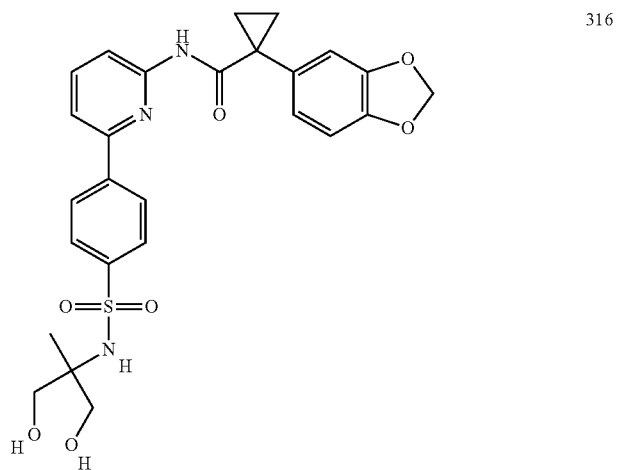
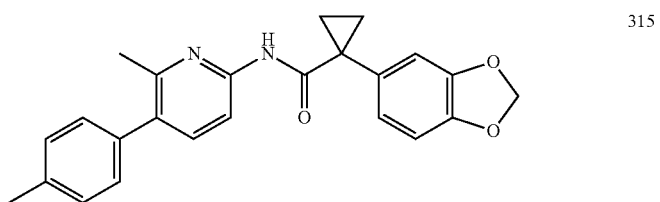
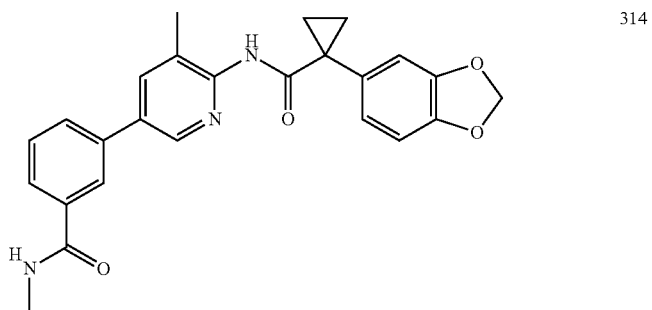


TABLE 1-continued

Examples of compounds of the present invention

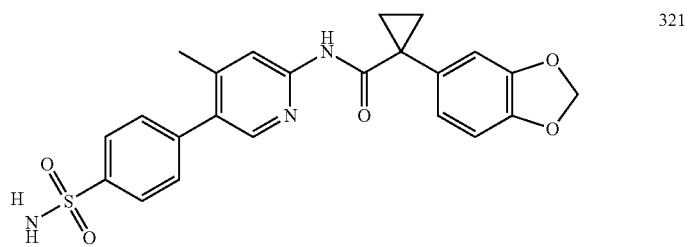
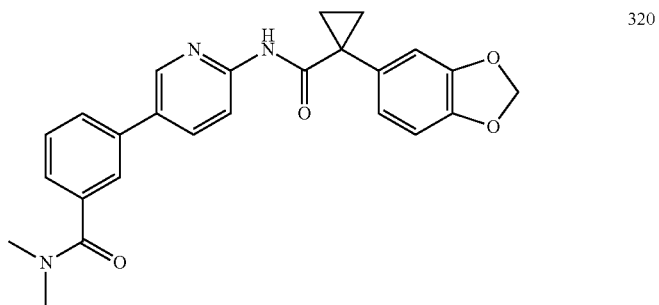
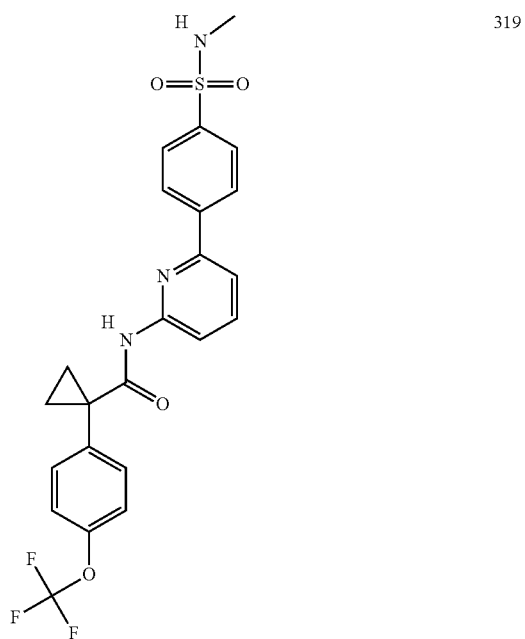
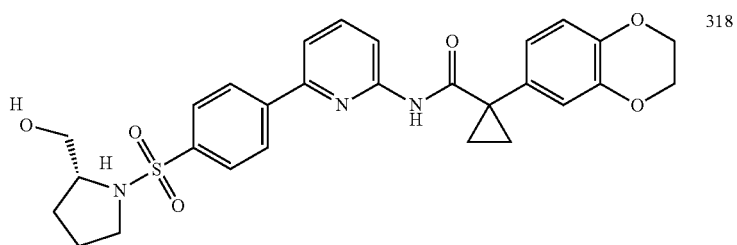


TABLE 1-continued

Examples of compounds of the present invention

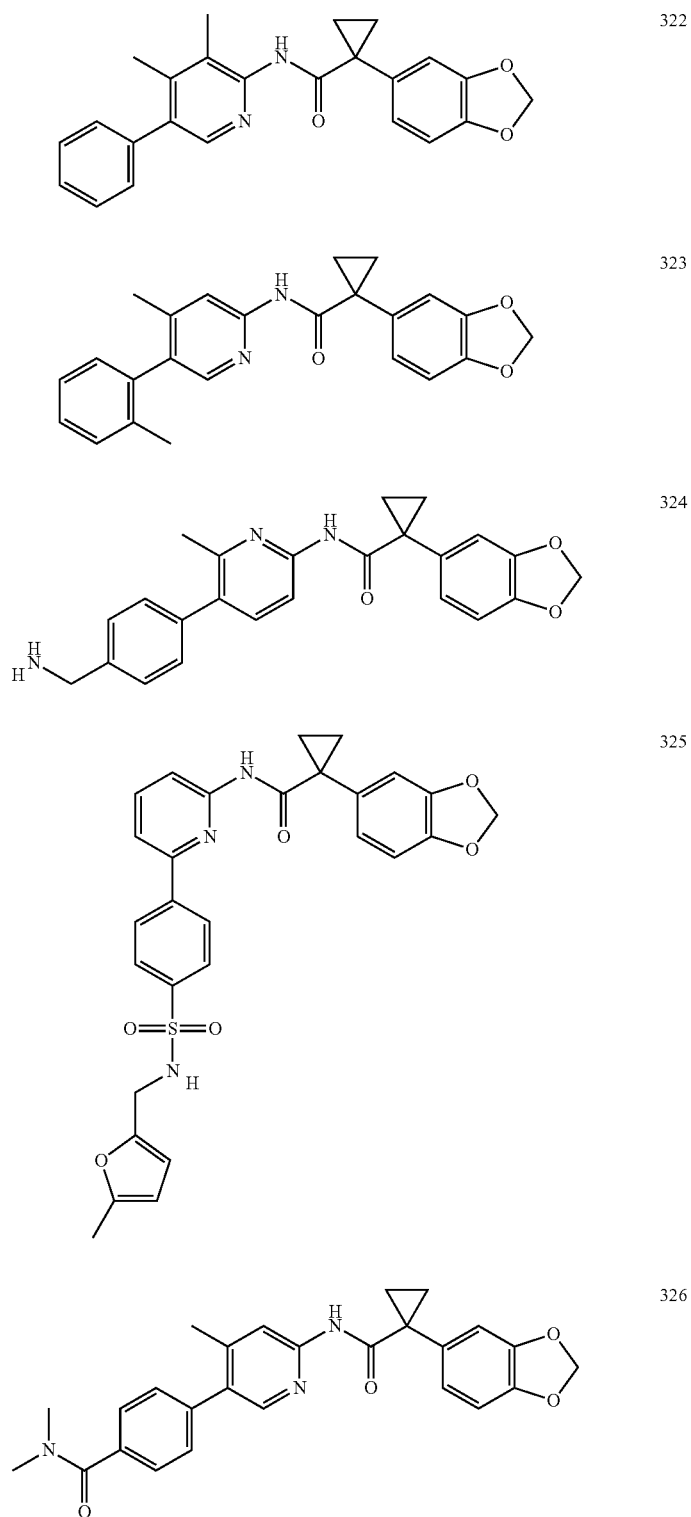
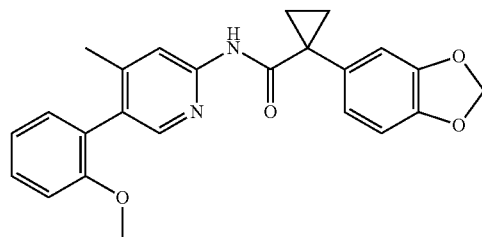
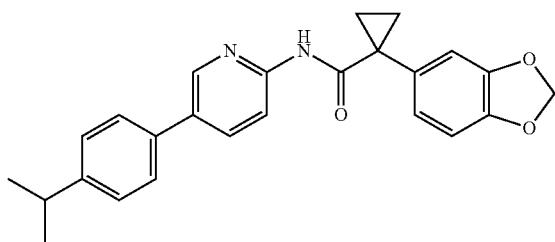


TABLE 1-continued

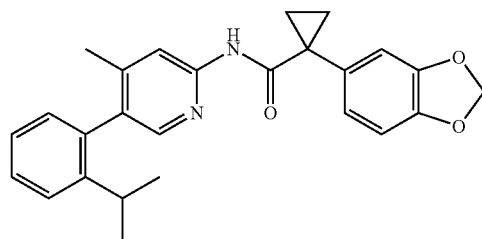
Examples of compounds of the present invention



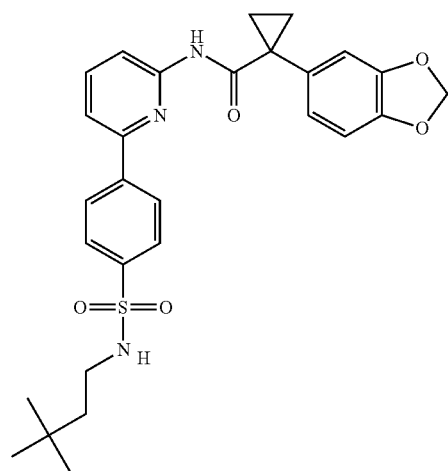
327



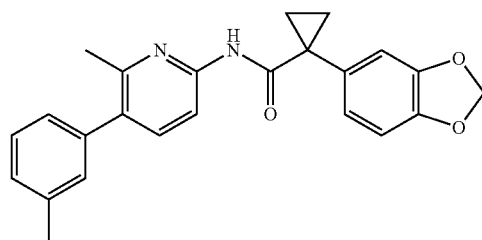
328



329



330



331

TABLE 1-continued

Examples of compounds of the present invention

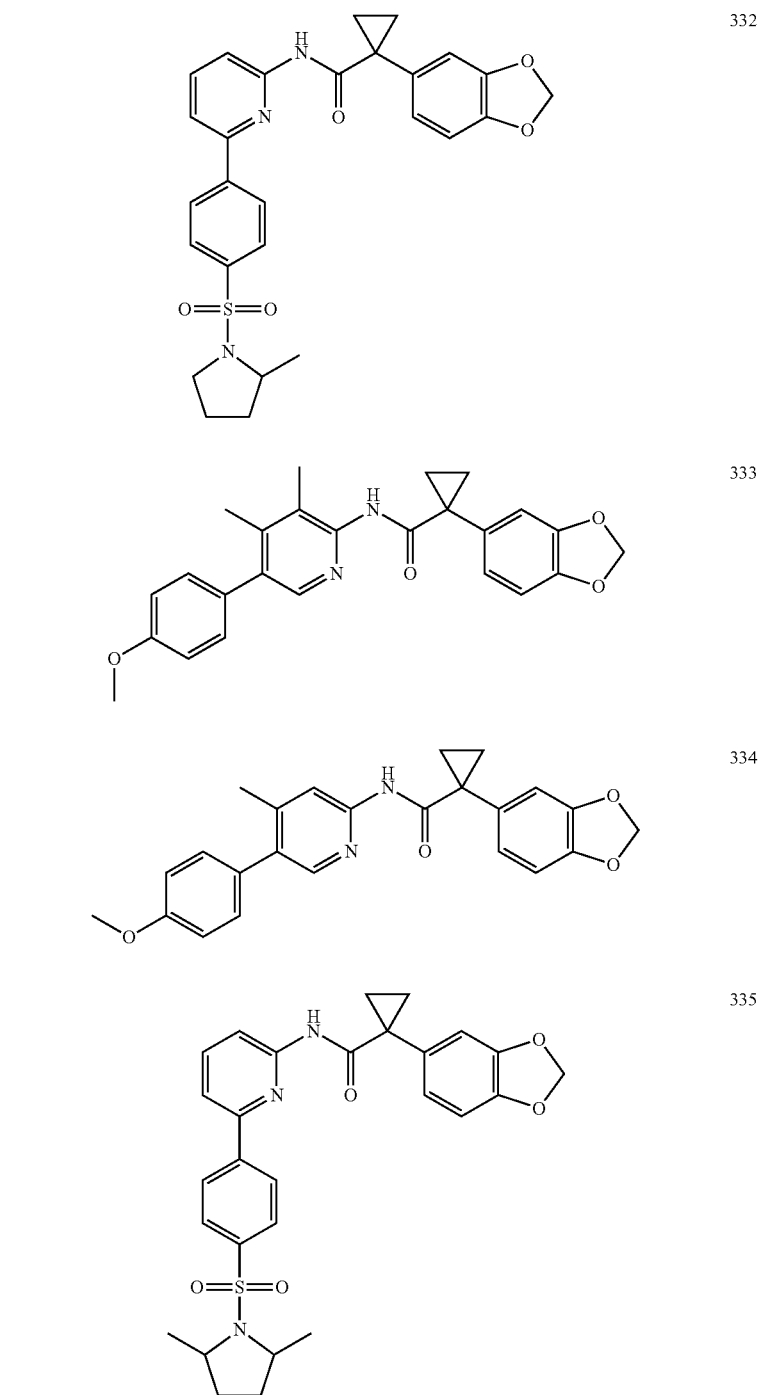


TABLE 1-continued

Examples of compounds of the present invention

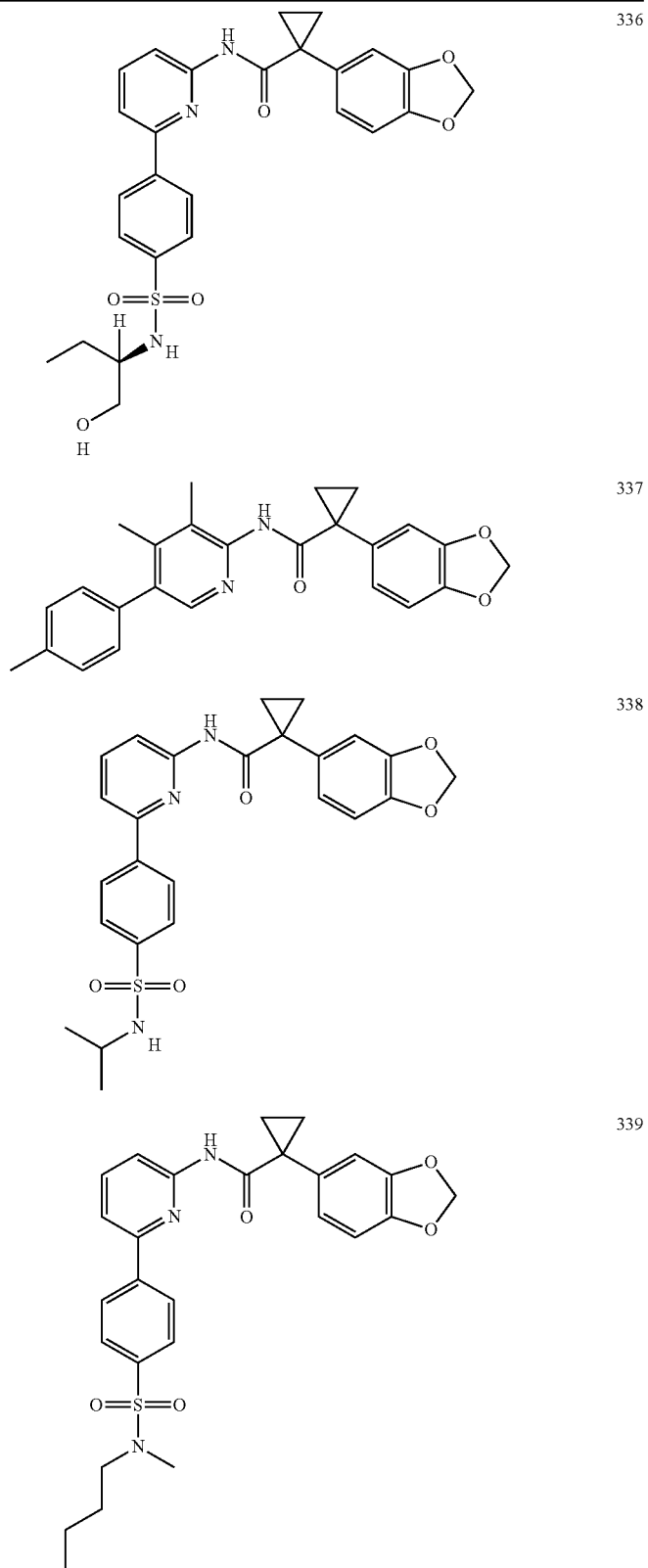


TABLE 1-continued

Examples of compounds of the present invention



340

Chemical structure 340: A molecule featuring a pyrrolidine ring with a hydroxymethyl group (CH₂OH) attached to the nitrogen. The nitrogen is also bonded to a sulfonyl group (SO₂). The sulfonyl group is connected to a biphenyl system. The first phenyl ring of the biphenyl system is linked to a pyridine ring at its 2-position. The pyridine ring is further substituted at its 3-position with an amide group (NH-CO-). This amide group is connected to a cyclopropyl ring, which is in turn linked to a 4-chlorophenyl ring.

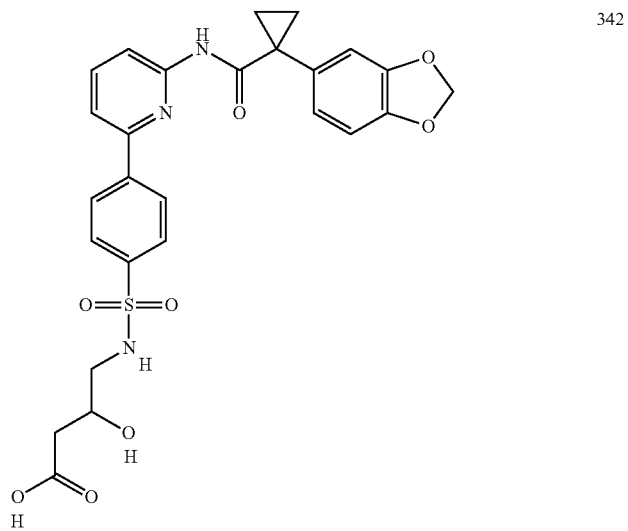
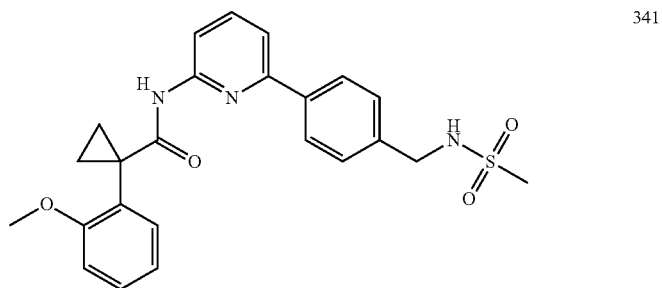


TABLE 1-continued

Examples of compounds of the present invention

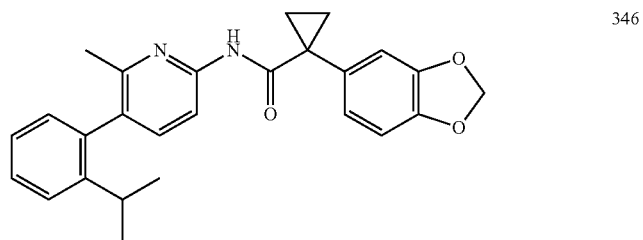
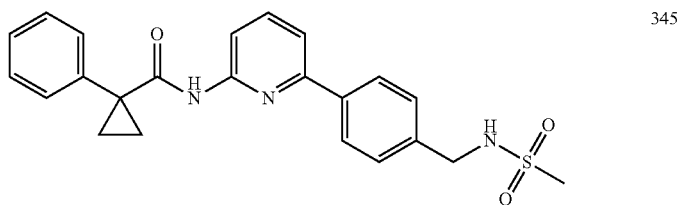
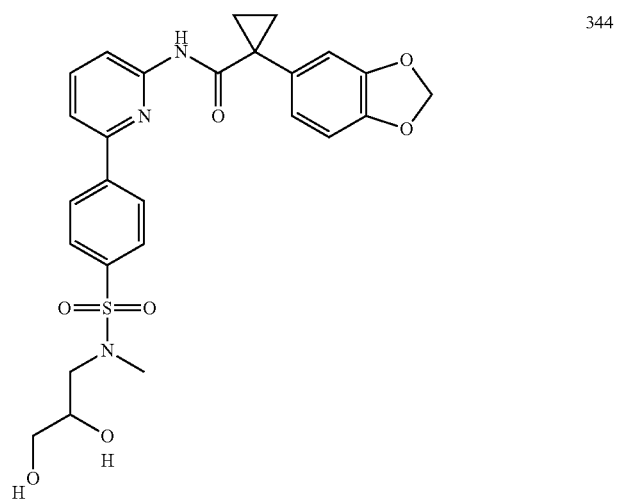
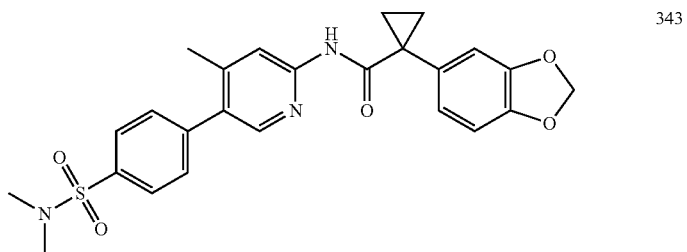


TABLE 1-continued

Examples of compounds of the present invention

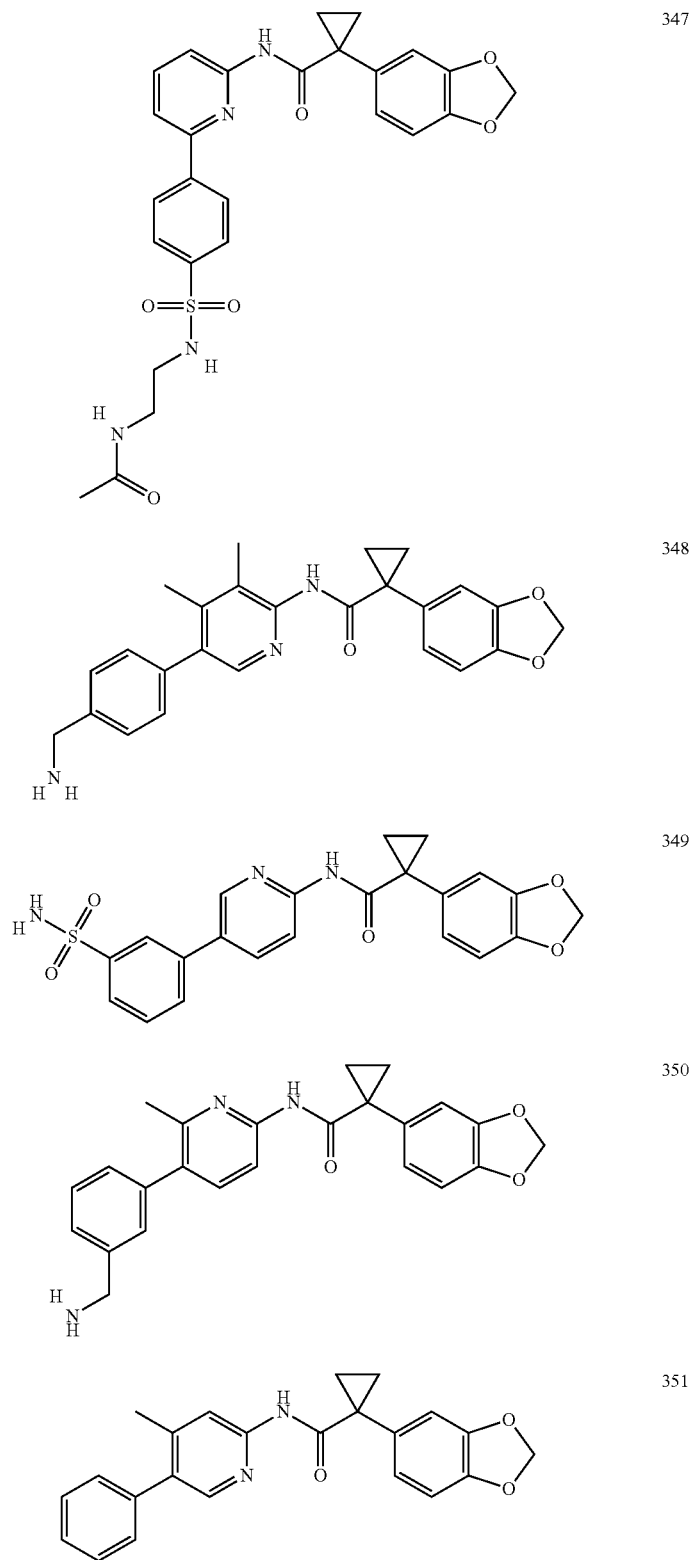


TABLE 1-continued

Examples of compounds of the present invention

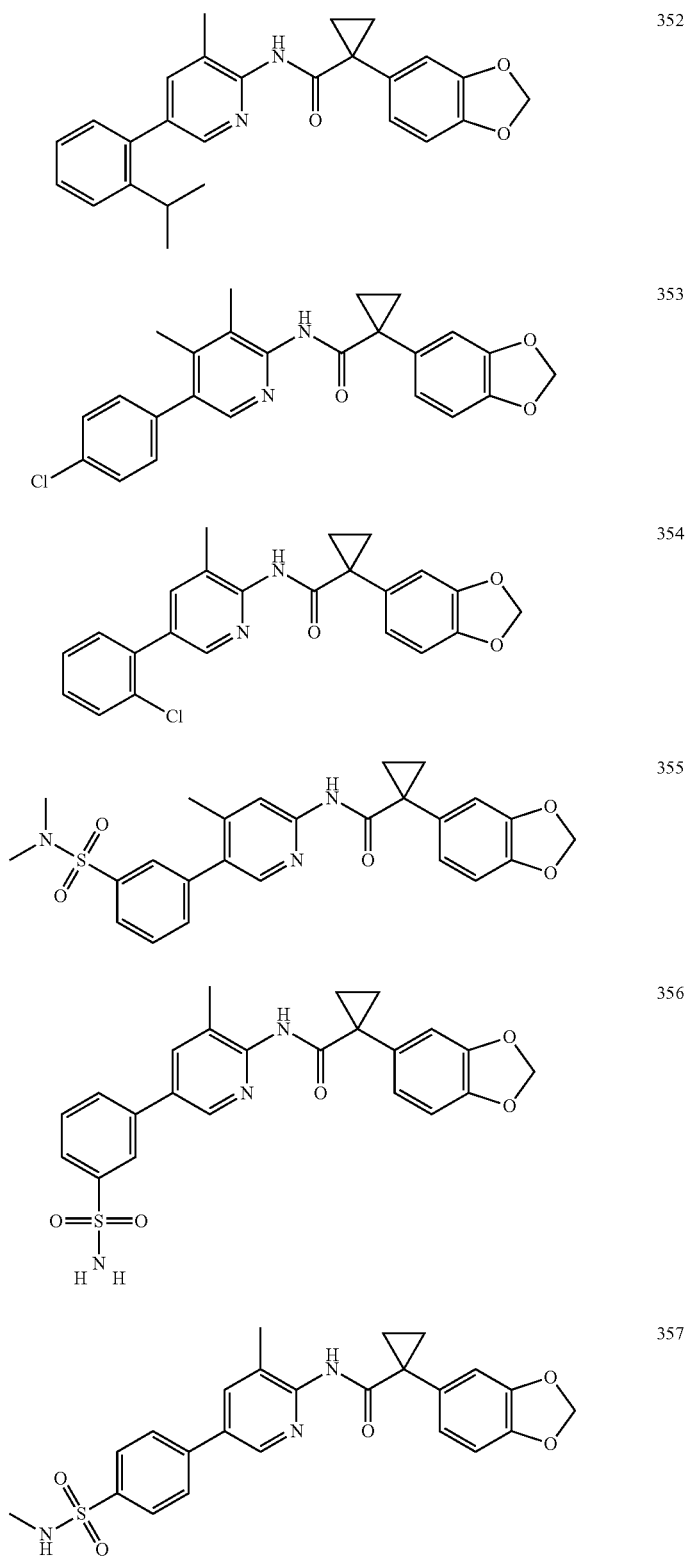


TABLE 1-continued

Examples of compounds of the present invention

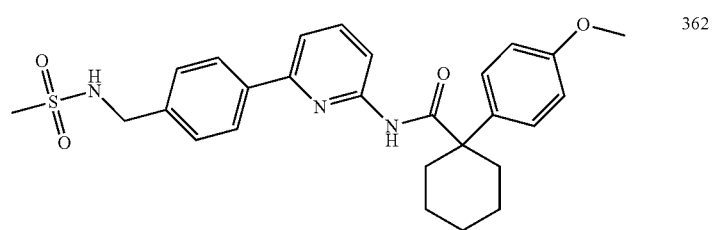
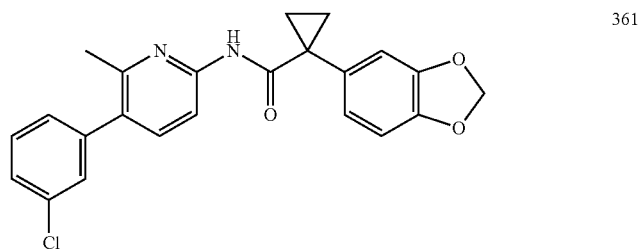
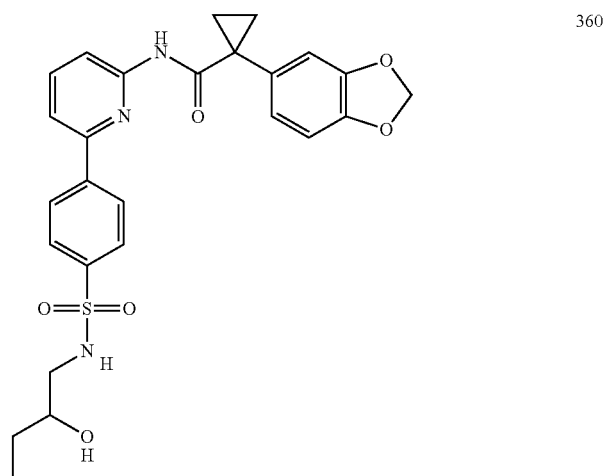
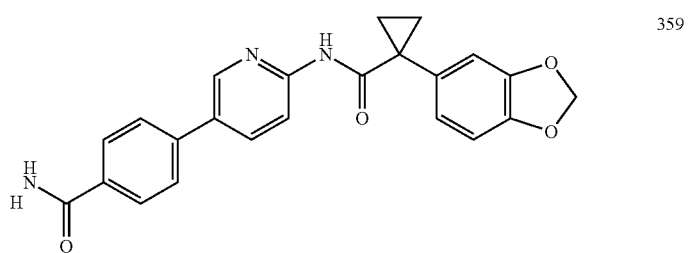
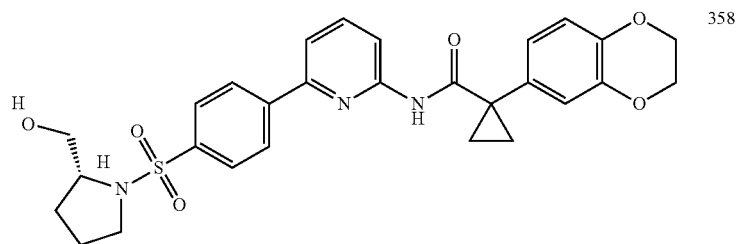
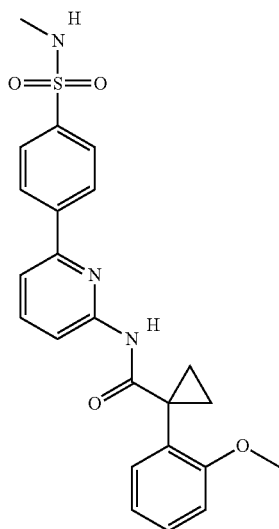
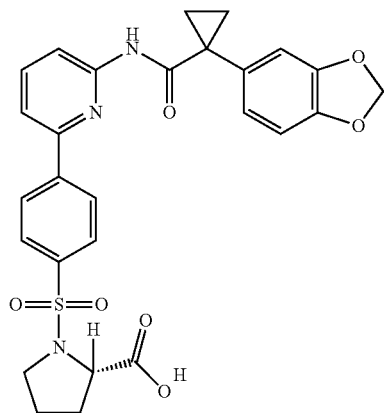


TABLE 1-continued

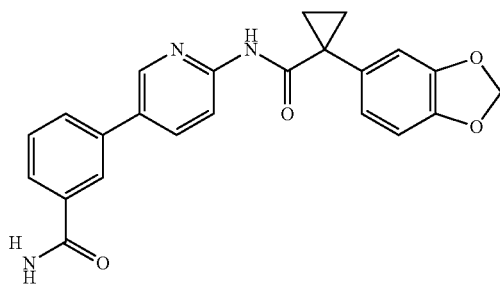
Examples of compounds of the present invention



363



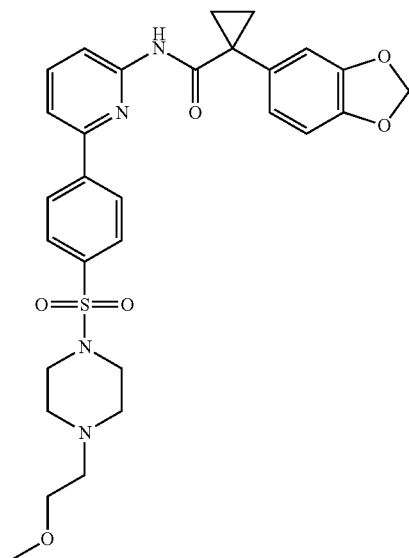
364



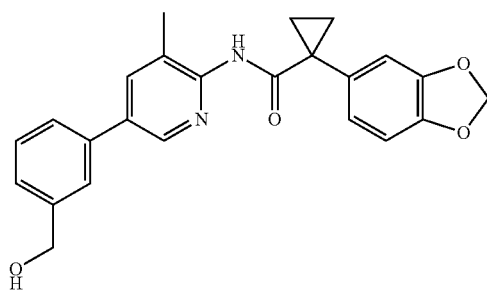
365

TABLE 1-continued

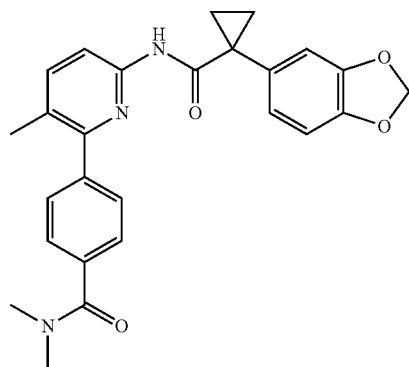
Examples of compounds of the present invention



366



367



368

TABLE 1-continued

Examples of compounds of the present invention

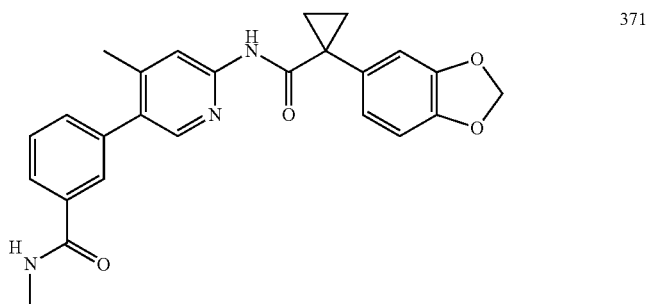
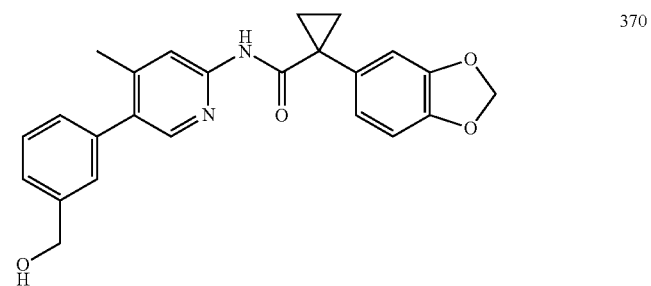
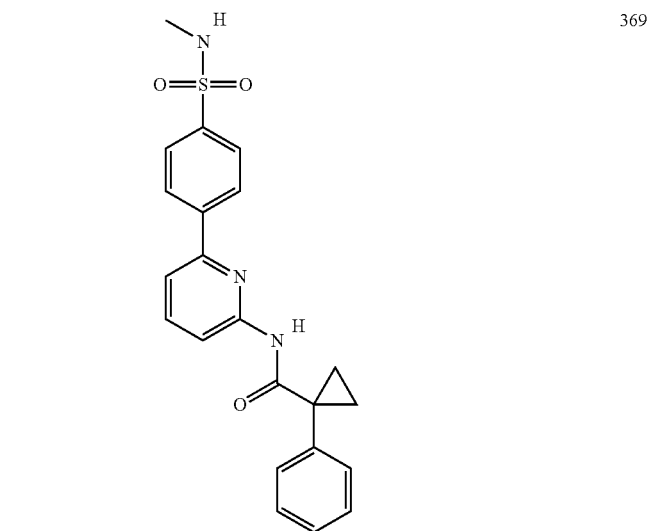
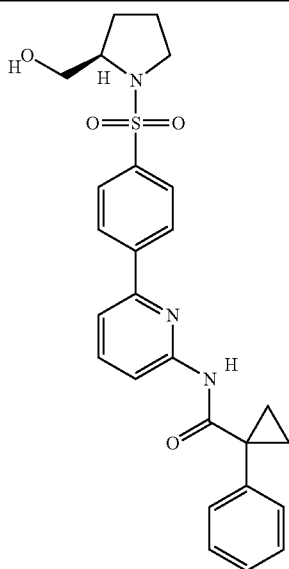
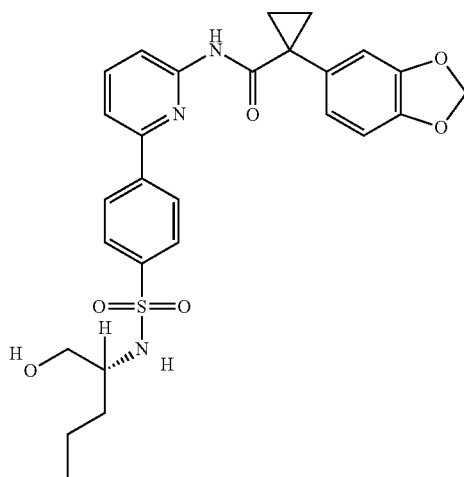


TABLE 1-continued

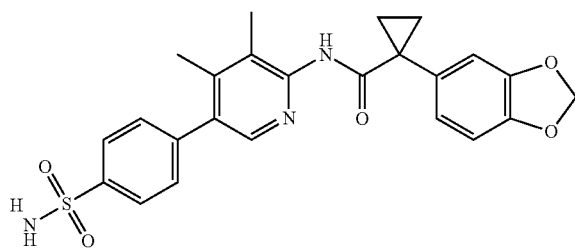
Examples of compounds of the present invention



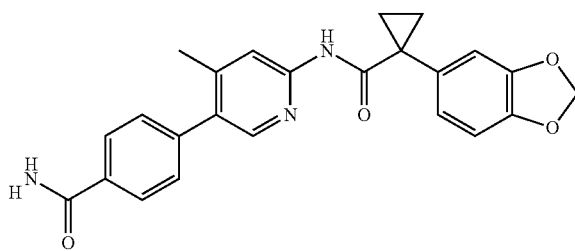
372



373



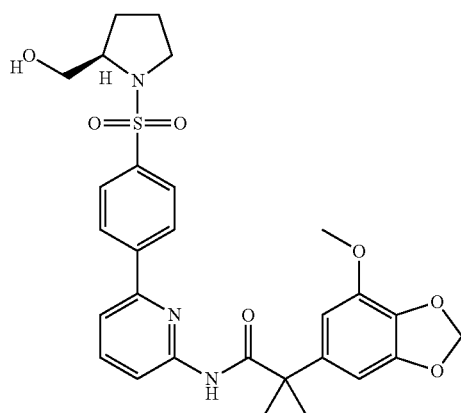
374



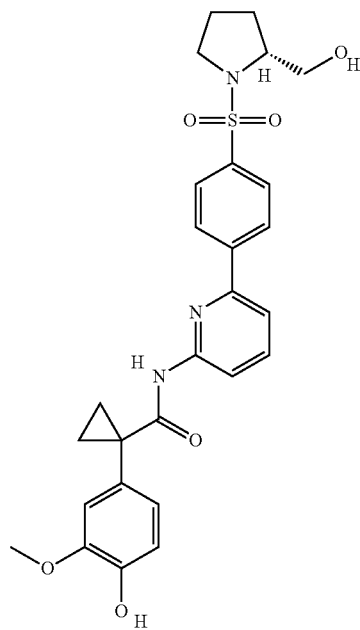
375

TABLE 1-continued

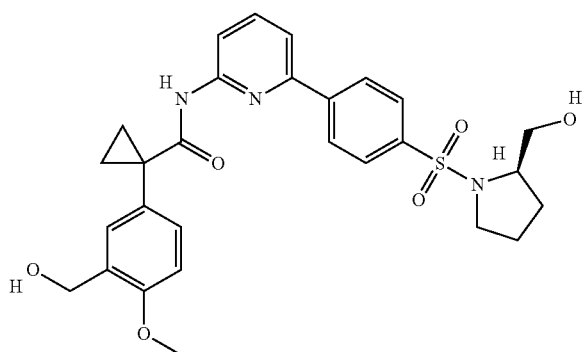
Examples of compounds of the present invention



376



377



378

TABLE 1-continued

Examples of compounds of the present invention

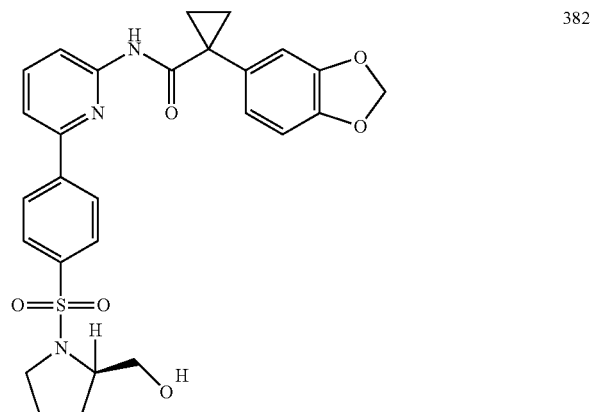
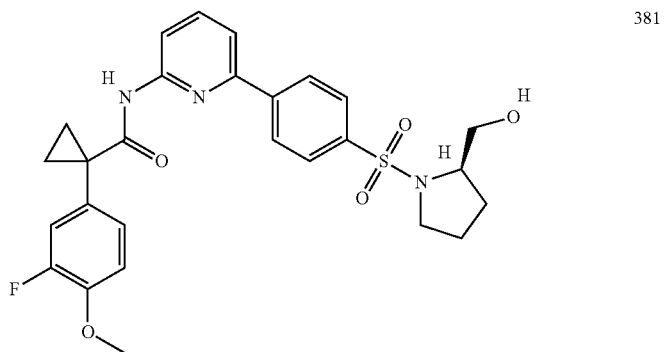
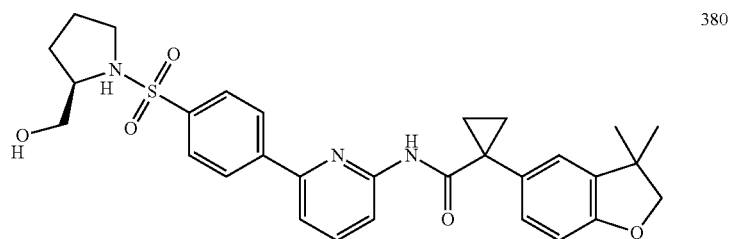
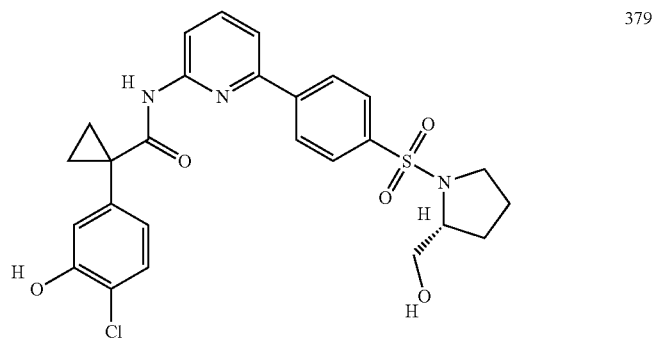


TABLE 1-continued

Examples of compounds of the present invention

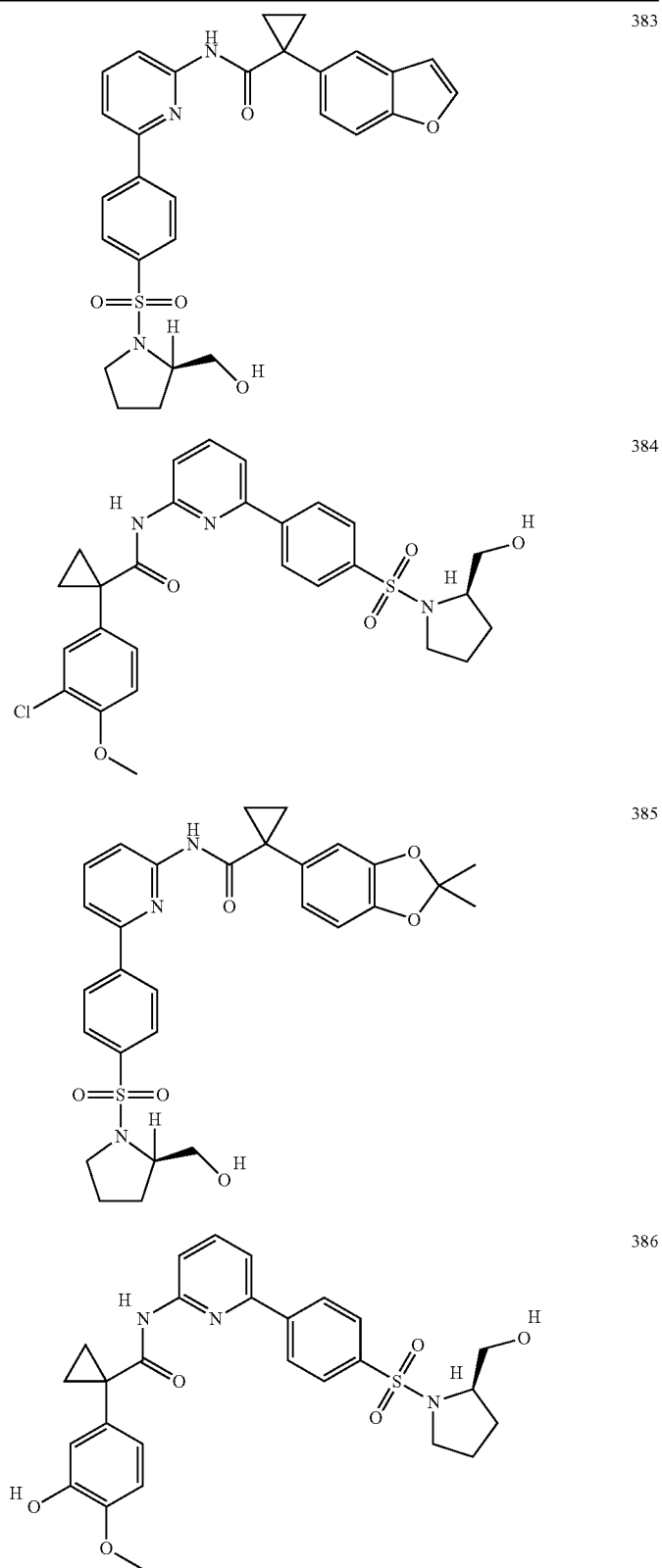


TABLE 1-continued

Examples of compounds of the present invention



TABLE 1-continued

Examples of compounds of the present invention

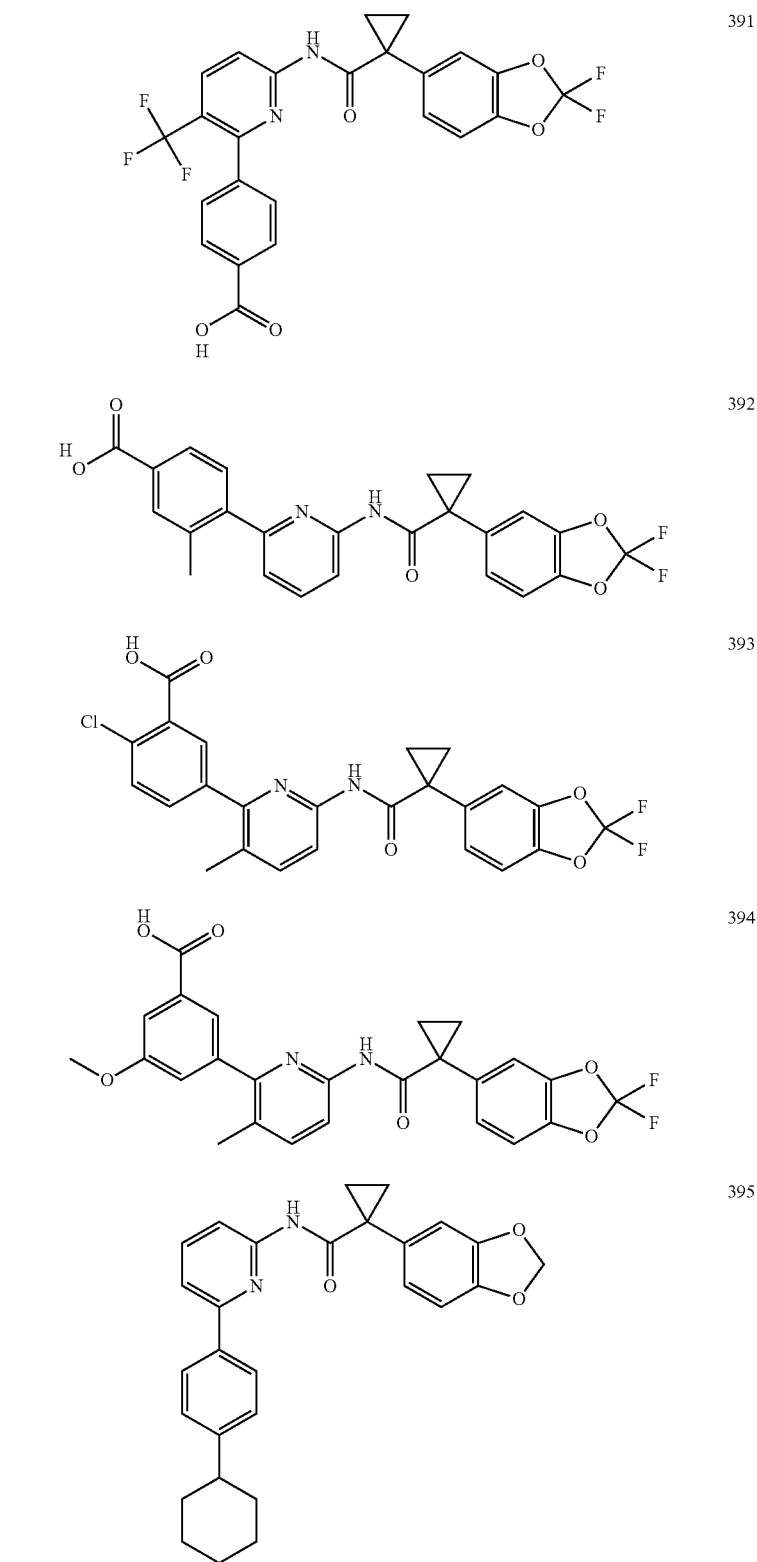


TABLE 1-continued

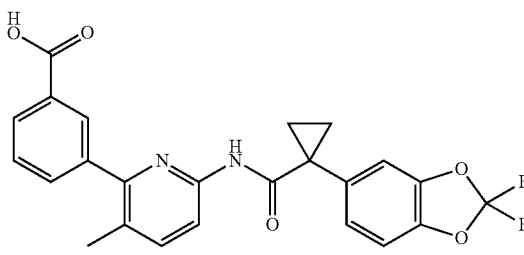
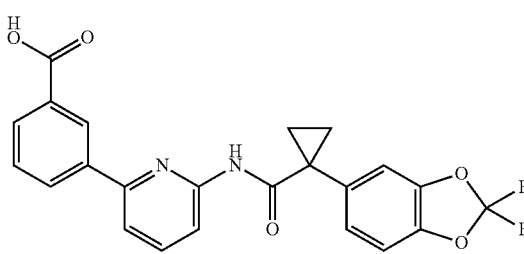
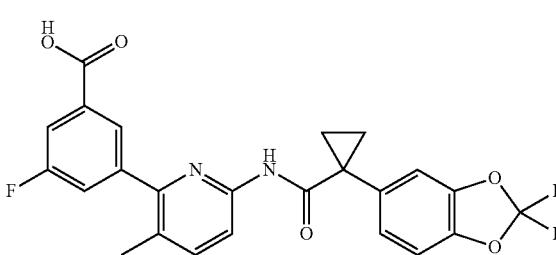
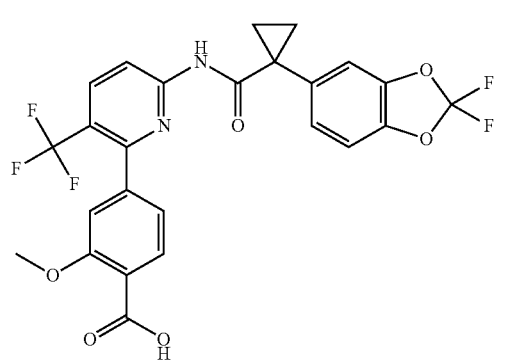
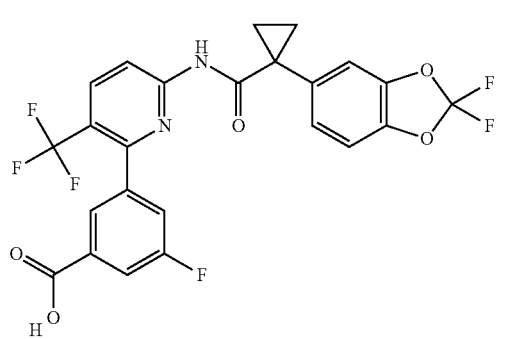
Examples of compounds of the present invention	
	396
	397
	398
	399
	400

TABLE 1-continued

Examples of compounds of the present invention

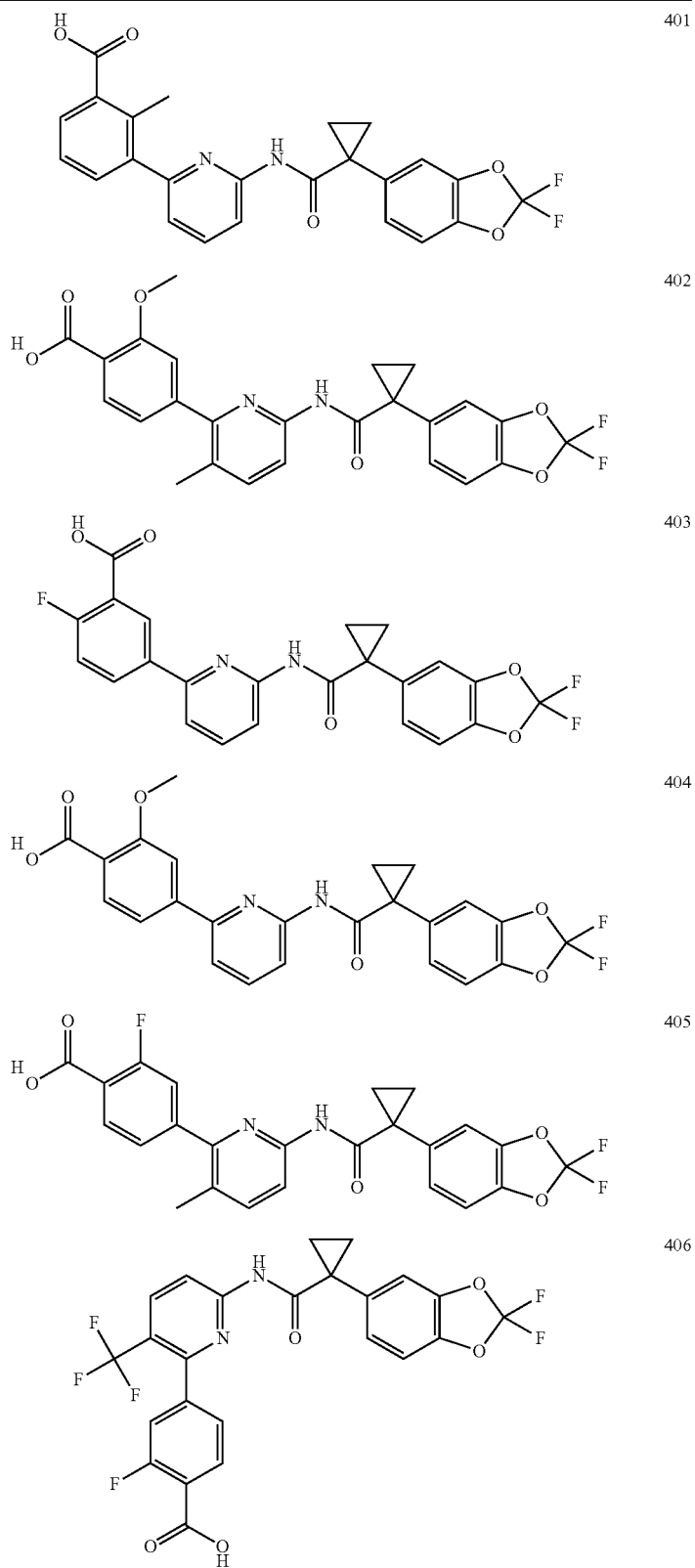


TABLE 1-continued

Examples of compounds of the present invention

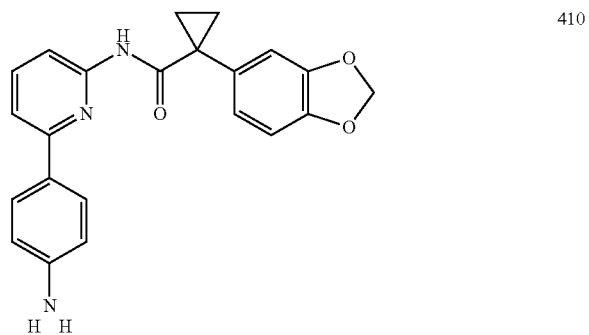
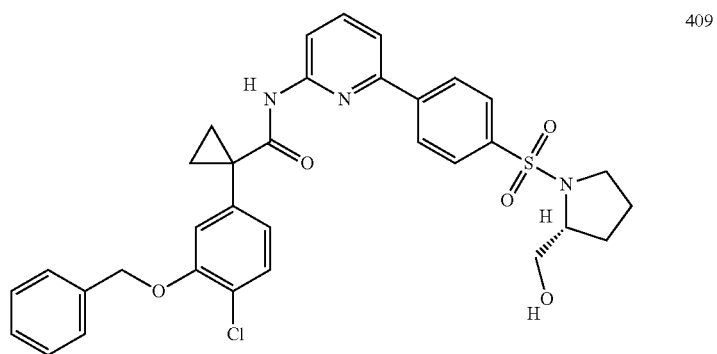
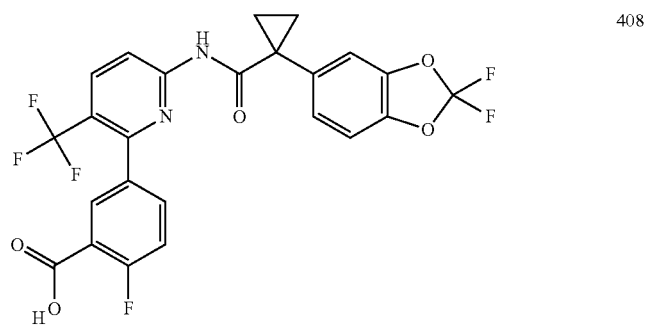
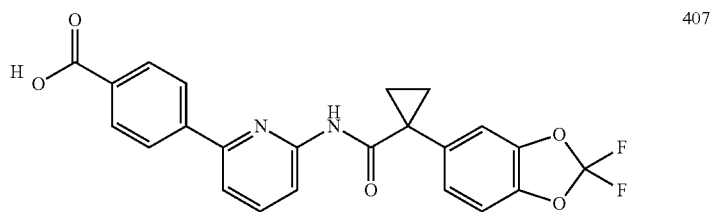


TABLE 1-continued

Examples of compounds of the present invention

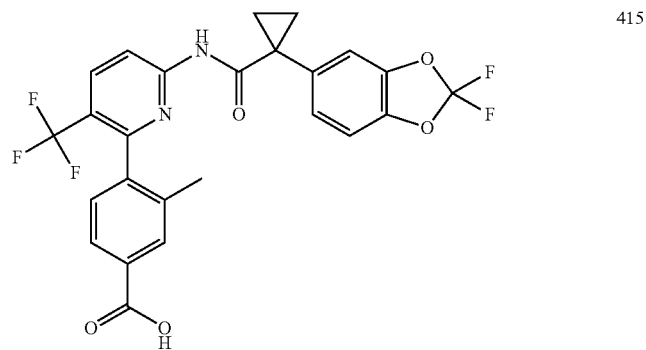
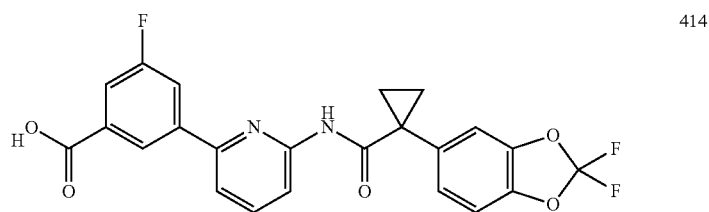
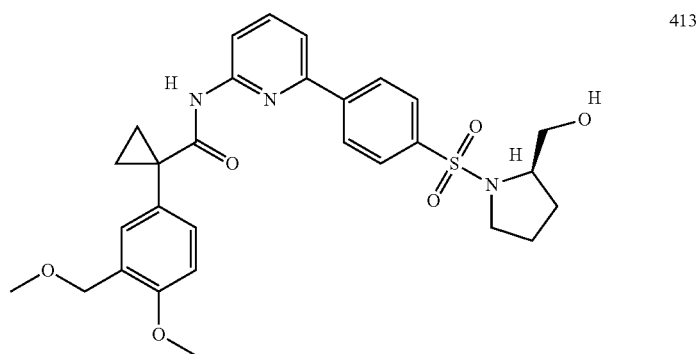
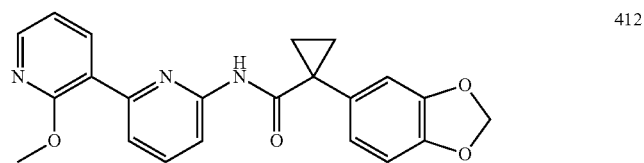
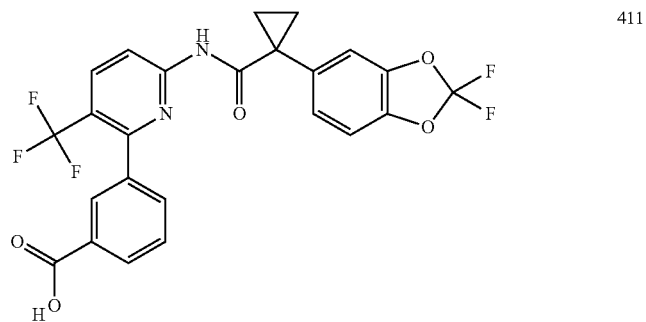


TABLE 1-continued

Examples of compounds of the present invention

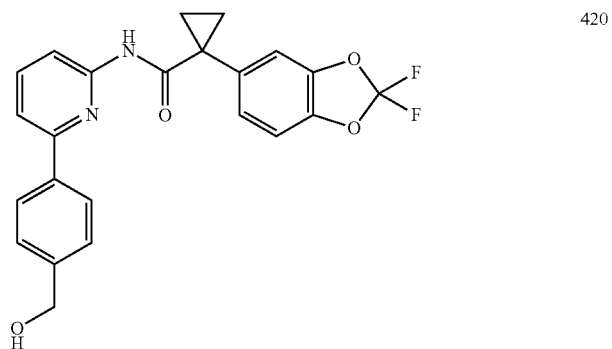
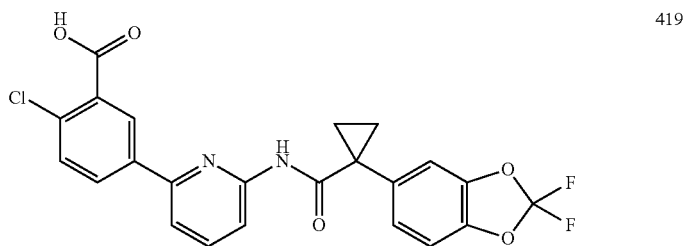
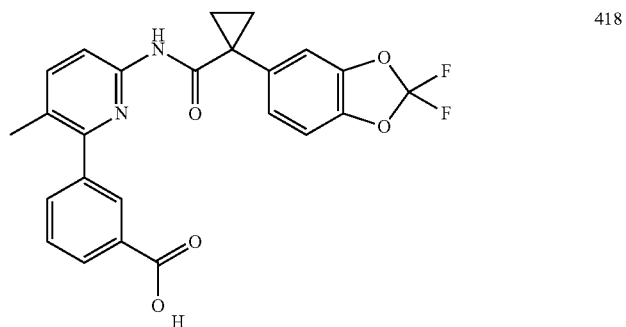
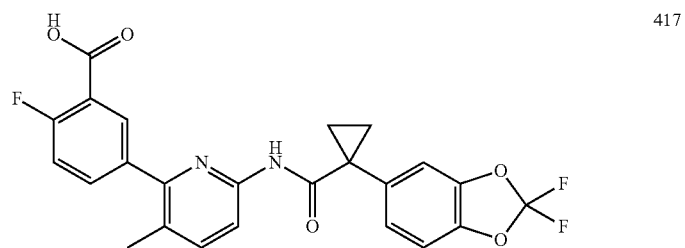
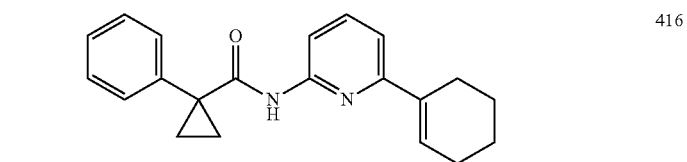
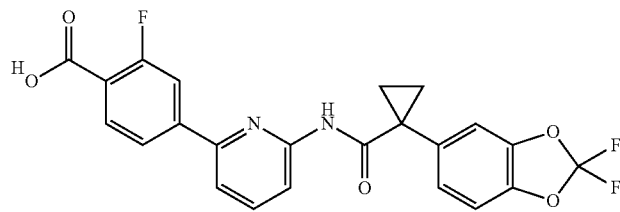
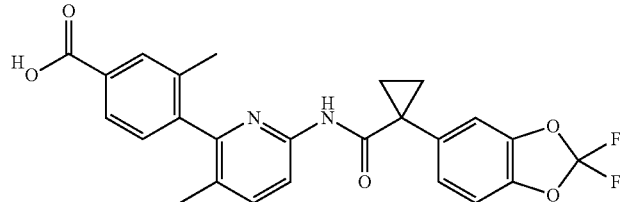
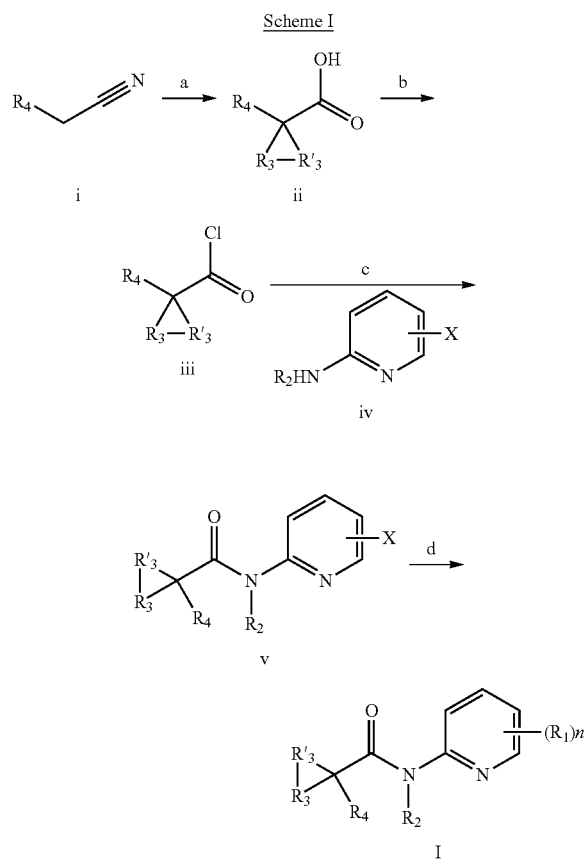


TABLE 1-continued

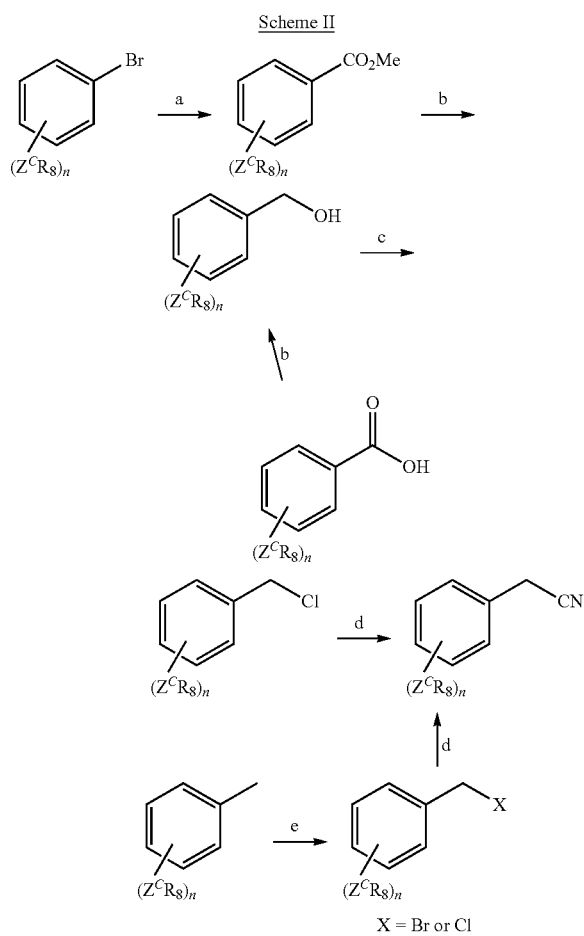
Examples of compounds of the present invention	
	421
	422

[0251] Synthetic Schemes

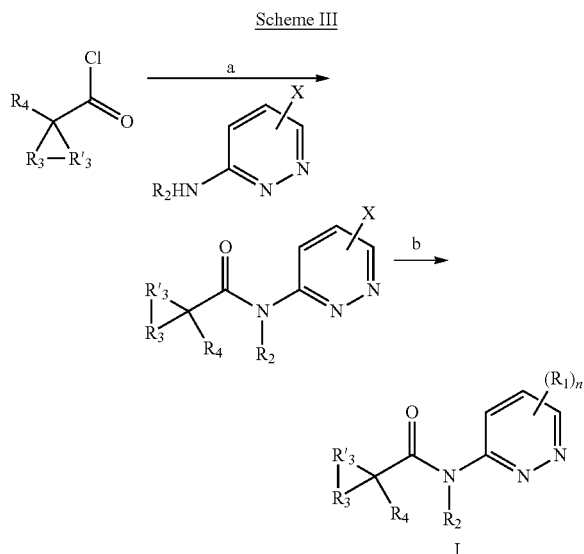
[0252] Compounds of the invention may be prepared by known methods or as illustrated in the examples. In one instance wherein R_1 is aryl or heteroaryl, the compounds of the invention may be prepared as illustrated in Scheme I.



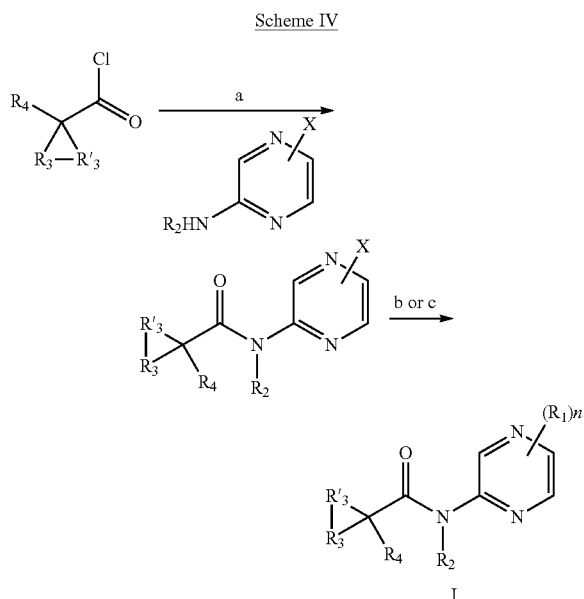
[0253] a) 50% NaOH, $X-R_3-R'_3-Y$, BTEAC; X, Y=leaving group; b) SOCl_2 , DMF; c) pyridine; d) $R_1-B(OR)_2$, Pd(dppf)Cl_2 , K_2CO_3 , DMF, H_2O



[0254] a) $\text{Pd}(\text{PPh}_3)_4$, CO, MeOH; b) LiAlH_4 , THF; c) SOCl_2 ; d) NaCN; e) NBS or NCS, AIBN, CX_4 ($\text{X}=\text{Br}$ or Cl)



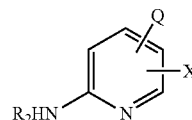
[0255] a) pyridine, DCM; b) $\text{R}_1\text{—B(OR)}_2$, Pd(dppf)Cl_2 , K_2CO_3 , DMF, H_2O



[0256] a) pyridine, DCM; b) $\text{R}_1\text{—B(OR)}_2$, Pd(dppf)Cl_2 , K_2CO_3 , DMF, H_2O

[0257] Referring to Scheme 1, a nitrile of formula i is alkylated (step a) with a dihalo-aliphatic in the presence of a base such as, for example, 50% sodium hydroxide and, optionally, a phase transfer reagent such as, for example, benzyltriethylammonium chloride (BTEAC), to produce the corresponding alkylated nitrile (not shown) which on hydrolysis produces the acid ii. Compounds of formula ii are

converted to the acid chloride iii with a suitable reagent such as, for example, thionyl chloride/DMF. Reaction of the acid chloride iii with an aminopyridine, wherein X is a halo, of formula iv (step c) produces the amide of formula v. Reaction of the amide v with an optionally substituted boronic acid derivative (step d) in the presence of a catalyst such as, for example, palladium acetate or dichloro-[1,1-bis(diphenylphosphino) ferrocene] palladium(II) (Pd(dppf)Cl_2), provides compounds of the invention wherein R_1 is aryl, heteroaryl, or cycloalkenyl. The boronic acid derivatives vi are commercially available or may be prepared by known methods such as reaction of an aryl bromide with a diborane ester in the presence of a coupling reagent such as, for example, palladium acetate as described in the examples. [0258] In another instance where one R_1 is aryl and another R_1 is an aliphatic, alkoxy, cycloaliphatic, or hetero-cycloaliphatic, compounds of the invention can be prepared as described in steps a, b, and c of Scheme I using an appropriately substituted aminopyridine such as



where X is halo and Q is C_{1-6} aliphatic, aryl, heteroaryl, or 3 to 10 membered cycloaliphatic or heterocycloaliphatic as a substitute for the aminopyridine of formula iv.

FORMULATIONS, ADMINISTRATIONS, AND USES

Pharmaceutically Acceptable Compositions

[0259] Accordingly, in another aspect of the present invention, pharmaceutically acceptable compositions are provided, wherein these compositions comprise any of the compounds as described herein, and optionally comprise a pharmaceutically acceptable carrier, adjuvant or vehicle. In certain embodiments, these compositions optionally further comprise one or more additional therapeutic agents.

[0260] It will also be appreciated that certain of the compounds of present invention can exist in free form for treatment, or where appropriate, as a pharmaceutically acceptable derivative or a prodrug thereof. According to the present invention, a pharmaceutically acceptable derivative or a prodrug includes, but is not limited to, pharmaceutically acceptable salts, esters, salts of such esters, or any other adduct or derivative which upon administration to a patient in need is capable of providing, directly or indirectly, a compound as otherwise described herein, or a metabolite or residue thereof.

[0261] As used herein, the term “pharmaceutically acceptable salt” refers to those salts which are, within the scope of sound medical judgment, suitable for use in contact with the tissues of humans and lower animals without undue toxicity, irritation, allergic response and the like, and are commensurate with a reasonable benefit/risk ratio. A “pharmaceutically acceptable salt” means any non-toxic salt or salt of an ester of a compound of this invention that, upon administration to a recipient, is capable of providing, either directly or indirectly, a compound of this invention or an inhibitorily active metabolite or residue thereof.

[0262] Pharmaceutically acceptable salts are well known in the art. For example, S. M. Berge, et al. describe pharmaceutically acceptable salts in detail in *J. Pharmaceutical Sciences*, 1977, 66, 1-19, incorporated herein by reference. Pharmaceutically acceptable salts of the compounds of this invention include those derived from suitable inorganic and organic acids and bases. Examples of pharmaceutically acceptable, nontoxic acid addition salts are salts of an amino group formed with inorganic acids such as hydrochloric acid, hydrobromic acid, phosphoric acid, sulfuric acid and perchloric acid or with organic acids such as acetic acid, oxalic acid, maleic acid, tartaric acid, citric acid, succinic acid or malonic acid or by using other methods used in the art such as ion exchange. Other pharmaceutically acceptable salts include adipate, alginate, ascorbate, aspartate, benzenesulfonate, benzoate, bisulfate, borate, butyrate, camphorate, camphorsulfonate, citrate, cyclopentanepropionate, digluconate, dodecylsulfate, ethanesulfonate, formate, fumarate, glucoheptonate, glycerophosphate, gluconate, hemisulfate, heptanoate, hexanoate, hydroiodide, 2-hydroxy-ethanesulfonate, lactobionate, lactate, laurate, lauryl sulfate, malate, maleate, malonate, methanesulfonate, 2-naphthalenesulfonate, nicotinate, nitrate, oleate, oxalate, palmitate, pamoate, pectinate, persulfate, 3-phenylpropionate, phosphate, picrate, pivalate, propionate, stearate, succinate, sulfate, tartrate, thiocyanate, p-toluenesulfonate, undecanoate, valerate salts, and the like. Salts derived from appropriate bases include alkali metal, alkaline earth metal, ammonium and $N^+(C_{1-4}alkyl)_4$ salts. This invention also envisions the quaternization of any basic nitrogen-containing groups of the compounds disclosed herein. Water or oil-soluble or dispersible products may be obtained by such quaternization. Representative alkali or alkaline earth metal salts include sodium, lithium, potassium, calcium, magnesium, and the like. Further pharmaceutically acceptable salts include, when appropriate, nontoxic ammonium, quaternary ammonium, and amine cations formed using counterions such as halide, hydroxide, carboxylate, sulfate, phosphate, nitrate, loweralkyl sulfonate and aryl sulfonate.

[0263] As described above, the pharmaceutically acceptable compositions of the present invention additionally comprise a pharmaceutically acceptable carrier, adjuvant, or vehicle, which, as used herein, includes any and all solvents, diluents, or other liquid vehicle, dispersion or suspension aids, surface active agents, isotonic agents, thickening or emulsifying agents, preservatives, solid binders, lubricants and the like, as suited to the particular dosage form desired. Remington: *The Science and Practice of Pharmacy*, 21st edition, 2005, ed. D. B. Troy, Lippincott Williams & Wilkins, Philadelphia, and *Encyclopedia of Pharmaceutical Technology*, eds. J. Swarbrick and J. C. Boylan, 1988-1999, Marcel Dekker, New York, the contents of each of which is incorporated by reference herein, disclose various carriers used in formulating pharmaceutically acceptable compositions and known techniques for the preparation thereof. Except insofar as any conventional carrier medium is incompatible with the compounds of the invention, such as by producing any undesirable biological effect or otherwise interacting in a deleterious manner with any other component(s) of the pharmaceutically acceptable composition, its use is contemplated to be within the scope of this invention. Some examples of materials which can serve as pharmaceutically acceptable carriers include, but are not limited to, ion exchangers, alumina, aluminum stearate, lecithin, serum

proteins, such as human serum albumin, buffer substances such as phosphates, glycine, sorbic acid, or potassium sorbate, partial glyceride mixtures of saturated vegetable fatty acids, water, salts or electrolytes, such as protamine sulfate, disodium hydrogen phosphate, potassium hydrogen phosphate, sodium chloride, zinc salts, colloidal silica, magnesium trisilicate, polyvinyl pyrrolidone, polyacrylates, waxes, polyethylene-polyoxypropylene-block polymers, wool fat, sugars such as lactose, glucose and sucrose; starches such as corn starch and potato starch; cellulose and its derivatives such as sodium carboxymethyl cellulose, ethyl cellulose and cellulose acetate; powdered tragacanth; malt; gelatin; talc; excipients such as cocoa butter and suppository waxes; oils such as peanut oil, cottonseed oil; safflower oil; sesame oil; olive oil; corn oil and soybean oil; glycols; such a propylene glycol or polyethylene glycol; esters such as ethyl oleate and ethyl laurate; agar; buffering agents such as magnesium hydroxide and aluminum hydroxide; alginic acid; pyrogen-free water; isotonic saline; Ringer's solution; ethyl alcohol, and phosphate buffer solutions, as well as other non-toxic compatible lubricants such as sodium lauryl sulfate and magnesium stearate, as well as coloring agents, releasing agents, coating agents, sweetening, flavoring and perfuming agents, preservatives and antioxidants can also be present in the composition, according to the judgment of the formulator.

Uses of Compounds and Pharmaceutically Acceptable Compositions

[0264] In yet another aspect, the present invention provides a method of treating a condition, disease, or disorder implicated by ABC transporter activity. In certain embodiments, the present invention provides a method of treating a condition, disease, or disorder implicated by a deficiency of ABC transporter activity, the method comprising administering a composition comprising a compound of formulae (I, II, III, IV, V-A, V-B, I', I'-A, and I'-B) to a subject, preferably a mammal, in need thereof.

[0265] In certain preferred embodiments, the present invention provides a method of treating Cystic fibrosis, Hereditary emphysema, Hereditary hemochromatosis, Coagulation-Fibrinolysis deficiencies, such as Protein C deficiency, Type I hereditary angioedema, Lipid processing deficiencies, such as Familial hypercholesterolemia, Type I chylomicronemia, Abetalipoproteinemia, Lysosomal storage diseases, such as I-cell disease/Pseudo-Hurler, Mucopolysaccharidoses, Sandhof/Tay-Sachs, Crigler-Najjar type II, Polyendocrinopathy/Hyperinsulemia, Diabetes mellitus, Laron dwarfism, Myeloperoxidase deficiency, Primary hypoparathyroidism, Melanoma, Glycanosis CDG type 1, Hereditary emphysema, Congenital hyperthyroidism, Osteogenesis imperfecta, Hereditary hypofibrinogenemia, ACT deficiency, Diabetes insipidus (DI), Neurophyseal DI, Neprogenic DI, Charcot-Marie Tooth syndrome, Perliazeus-Merzbacher disease, neurodegenerative diseases such as Alzheimer's disease, Parkinson's disease, Amyotrophic lateral sclerosis, Progressive supranuclear palsy, Pick's disease, several polyglutamine neurological disorders such as Huntington, Spinocerebellar ataxia type 1, Spinal and bulbar muscular atrophy, Dentatorubal pallidolysins, and Myotonic dystrophy, as well as Spongiform encephalopathies, such as Hereditary Creutzfeldt-Jakob disease (due to Prion protein processing defect), Fabry disease, Straussler-Scheinker disease, secretory diarrhea, polycystic kidney disease,

chronic obstructive pulmonary disease (COPD), dry eye disease, and Sjögren's Syndrome, comprising the step of administering to said mammal an effective amount of a composition comprising a compound of formulae (I, II, III, IV, V-A, V-B, I', I'-A, and I'-B), or a preferred embodiment thereof as set forth above.

[0266] According to an alternative preferred embodiment, the present invention provides a method of treating cystic fibrosis comprising the step of administering to said mammal a composition comprising the step of administering to said mammal an effective amount of a composition comprising a compound of formulae (I, II, III, IV, V-A, V-B, I', I'-A, and I'-B), or a preferred embodiment thereof as set forth above.

[0267] According to the invention an "effective amount" of the compound or pharmaceutically acceptable composition is that amount effective for treating or lessening the severity of one or more of Cystic fibrosis, Hereditary emphysema, Hereditary hemochromatosis, Coagulation-Fibrinolysis deficiencies, such as Protein C deficiency, Type 1 hereditary angioedema, Lipid processing deficiencies, such as Familial hypercholesterolemia, Type 1 chylomicronemia, Abetalipoproteinemia, Lysosomal storage diseases, such as I-cell disease/Pseudo-Hurler, Mucopolysaccharidoses, Sandhof/Tay-Sachs, Crigler-Najjar type II, Polyendocrinopathy/Hyperinsulemia, Diabetes mellitus, Laron dwarfism, Myeloperoxidase deficiency, Primary hypoparathyroidism, Melanoma, Glycanosis CDG type 1, Hereditary emphysema, Congenital hyperthyroidism, Osteogenesis imperfecta, Hereditary hypofibrinogenemia, ACT deficiency, Diabetes insipidus (DI), Neurophyseal DI, Neprogenic DI, Charcot-Marie Tooth syndrome, Perlizaeus-Merzbacher disease, neurodegenerative diseases such as Alzheimer's disease, Parkinson's disease, Amyotrophic lateral sclerosis, Progressive supranuclear palsy, Pick's disease, several polyglutamine neurological disorders as such as Huntington, Spinocerebellar ataxia type 1, Spinal and bulbar muscular atrophy, Dentatorubal pallidolusian, and Myotonic dystrophy, as well as Spongiform encephalopathies, such as Hereditary Creutzfeldt-Jakob disease, Fabry disease, Straussler-Scheinker disease, secretory diarrhea, polycystic kidney disease, chronic obstructive pulmonary disease (COPD), dry eye disease, and Sjögren's Syndrome.

[0268] The compounds and compositions, according to the method of the present invention, may be administered using any amount and any route of administration effective for treating or lessening the severity of one or more of Cystic fibrosis, Hereditary emphysema, Hereditary hemochromatosis, Coagulation-Fibrinolysis deficiencies, such as Protein C deficiency, Type 1 hereditary angioedema, Lipid processing deficiencies, such as Familial hypercholesterolemia, Type 1 chylomicronemia, Abetalipoproteinemia, Lysosomal storage diseases, such as I-cell disease/Pseudo-Hurler, Mucopolysaccharidoses, Sandhof/Tay-Sachs, Crigler-Najjar type II, Polyendocrinopathy/Hyperinsulemia, Diabetes mellitus, Laron dwarfism, Myeloperoxidase deficiency, Primary hypoparathyroidism, Melanoma, Glycanosis CDG type 1, Hereditary emphysema, Congenital hyperthyroidism, Osteogenesis imperfecta, Hereditary hypofibrinogenemia, ACT deficiency, Diabetes insipidus (DI), Neurophyseal DI, Neprogenic DI, Charcot-Marie Tooth syndrome, Perlizaeus-Merzbacher disease, neurodegenerative diseases such as Alzheimer's disease, Parkinson's disease, Amyotrophic lateral sclerosis, Progressive supranuclear palsy, Pick's dis-

ease, several polyglutamine neurological disorders as such as Huntington, Spinocerebellar ataxia type I, Spinal and bulbar muscular atrophy, Dentatorubal pallidolusian, and Myotonic dystrophy, as well as Spongiform encephalopathies, such as Hereditary Creutzfeldt-Jakob disease, Fabry disease, Straussler-Scheinker disease, secretory diarrhea, polycystic kidney disease, chronic obstructive pulmonary disease (COPD), dry eye disease, and Sjögren's Syndrome.

[0269] The exact amount required will vary from subject to subject, depending on the species, age, and general condition of the subject, the severity of the infection, the particular agent, its mode of administration, and the like. The compounds of the invention are preferably formulated in dosage unit form for ease of administration and uniformity of dosage. The expression "dosage unit form" as used herein refers to a physically discrete unit of agent appropriate for the patient to be treated. It will be understood, however, that the total daily usage of the compounds and compositions of the present invention will be decided by the attending physician within the scope of sound medical judgment. The specific effective dose level for any particular patient or organism will depend upon a variety of factors including the disorder being treated and the severity of the disorder; the activity of the specific compound employed; the specific composition employed; the age, body weight, general health, sex and diet of the patient; the time of administration, route of administration, and rate of excretion of the specific compound employed; the duration of the treatment; drugs used in combination or coincidental with the specific compound employed, and like factors well known in the medical arts. The term "patient", as used herein, means an animal, preferably a mammal, and most preferably a human.

[0270] The pharmaceutically acceptable compositions of this invention can be administered to humans and other animals orally, rectally, parenterally, intracisternally, intravaginally, intraperitoneally, topically (as by powders, ointments, or drops), buccally, as an oral or nasal spray, or the like, depending on the severity of the infection being treated. In certain embodiments, the compounds of the invention may be administered orally or parenterally at dosage levels of about 0.01 mg/kg to about 50 mg/kg and preferably from about 1 mg/kg to about 25 mg/kg, of subject body weight per day, one or more times a day, to obtain the desired therapeutic effect.

[0271] Liquid dosage forms for oral administration include, but are not limited to, pharmaceutically acceptable emulsions, microemulsions, solutions, suspensions, syrups and elixirs. In addition to the active compounds, the liquid dosage forms may contain inert diluents commonly used in the art such as, for example, water or other solvents, solubilizing agents and emulsifiers such as ethyl alcohol, isopropyl alcohol, ethyl carbonate, ethyl acetate, benzyl alcohol, benzyl benzoate, propylene glycol, 1,3-butylene glycol, dimethylformamide, oils (in particular, cottonseed, groundnut, corn, germ, olive, castor, and sesame oils), glycerol, tetrahydrofurfuryl alcohol, polyethylene glycols and fatty acid esters of sorbitan, and mixtures thereof. Besides inert diluents, the oral compositions can also include adjuvants such as wetting agents, emulsifying and suspending agents, sweetening, flavoring, and perfuming agents.

[0272] Injectable preparations, for example, sterile injectable aqueous or oleaginous suspensions may be formulated

according to the known art using suitable dispersing or wetting agents and suspending agents. The sterile injectable preparation may also be a sterile injectable solution, suspension or emulsion in a nontoxic parenterally acceptable diluent or solvent, for example, as a solution in 1,3-butenediol. Among the acceptable vehicles and solvents that may be employed are water, Ringer's solution, U.S.P. and isotonic sodium chloride solution. In addition, sterile, fixed oils are conventionally employed as a solvent or suspending medium. For this purpose any bland fixed oil can be employed including synthetic mono- or diglycerides. In addition, fatty acids such as oleic acid are used in the preparation of injectables.

[0273] The injectable formulations can be sterilized, for example, by filtration through a bacterial-retaining filter, or by incorporating sterilizing agents in the form of sterile solid compositions which can be dissolved or dispersed in water or other sterile injectable medium prior to use.

[0274] In order to prolong the effect of a compound of the present invention, it is often desirable to slow the absorption of the compound from subcutaneous or intramuscular injection. This may be accomplished by the use of a liquid suspension of crystalline or amorphous material with poor water solubility. The rate of absorption of the compound then depends upon its rate of dissolution that, in turn, may depend upon crystal size and crystalline form. Alternatively, delayed absorption of a parenterally administered compound form is accomplished by dissolving or suspending the compound in an oil vehicle. Injectable depot forms are made by forming microencapsule matrices of the compound in biodegradable polymers such as polylactide-polyglycolide. Depending upon the ratio of compound to polymer and the nature of the particular polymer employed, the rate of compound release can be controlled. Examples of other biodegradable polymers include poly(orthoesters) and poly(anhydrides). Depot injectable formulations are also prepared by entrapping the compound in liposomes or microemulsions that are compatible with body tissues.

[0275] Compositions for rectal or vaginal administration are preferably suppositories which can be prepared by mixing the compounds of this invention with suitable non-irritating excipients or carriers such as cocoa butter, polyethylene glycol or a suppository wax which are solid at ambient temperature but liquid at body temperature and therefore melt in the rectum or vaginal cavity and release the active compound.

[0276] Solid dosage forms for oral administration include capsules, tablets, pills, powders, and granules. In such solid dosage forms, the active compound is mixed with at least one inert, pharmaceutically acceptable excipient or carrier such as sodium citrate or dicalcium phosphate and/or a) fillers or extenders such as starches, lactose, sucrose, glucose, mannitol, and silicic acid, b) binders such as, for example, carboxymethylcellulose, alginates, gelatin, polyvinylpyrrolidone, sucrose, and acacia, c) humectants such as glycerol, d) disintegrating agents such as agar-agar, calcium carbonate, potato or tapioca starch, alginic acid, certain silicates, and sodium carbonate, e) solution retarding agents such as paraffin, f) absorption accelerators such as quaternary ammonium compounds, g) wetting agents such as, for example, cetyl alcohol and glycerol monostearate, h) absorbents such as kaolin and bentonite clay, and i) lubricants such as talc, calcium stearate, magnesium stearate, solid polyethylene glycols, sodium lauryl sulfate, and mix-

tures thereof. In the case of capsules, tablets and pills, the dosage form may also comprise buffering agents.

[0277] Solid compositions of a similar type may also be employed as fillers in soft and hard-filled gelatin capsules using such excipients as lactose or milk sugar as well as high molecular weight polyethylene glycols and the like. The solid dosage forms of tablets, dragees, capsules, pills, and granules can be prepared with coatings and shells such as enteric coatings and other coatings well known in the pharmaceutical formulating art. They may optionally contain opacifying agents and can also be of a composition that they release the active ingredient(s) only, or preferentially, in a certain part of the intestinal tract, optionally, in a delayed manner. Examples of embedding compositions that can be used include polymeric substances and waxes. Solid compositions of a similar type may also be employed as fillers in soft and hard-filled gelatin capsules using such excipients as lactose or milk sugar as well as high molecular weight polyethylene glycols and the like.

[0278] The active compounds can also be in microencapsulated form with one or more excipients as noted above. The solid dosage forms of tablets, dragees, capsules, pills, and granules can be prepared with coatings and shells such as enteric coatings, release controlling coatings and other coatings well known in the pharmaceutical formulating art. In such solid dosage forms the active compound may be admixed with at least one inert diluent such as sucrose, lactose or starch. Such dosage forms may also comprise, as is normal practice, additional substances other than inert diluents, e.g., tableting lubricants and other tableting aids such as magnesium stearate and microcrystalline cellulose. In the case of capsules, tablets and pills, the dosage forms may also comprise buffering agents. They may optionally contain opacifying agents and can also be of a composition that they release the active ingredient(s) only, or preferentially, in a certain part of the intestinal tract, optionally, in a delayed manner. Examples of embedding compositions that can be used include polymeric substances and waxes.

[0279] Dosage forms for topical or transdermal administration of a compound of this invention include ointments, pastes, creams, lotions, gels, powders, solutions, sprays, inhalants or patches. The active component is admixed under sterile conditions with a pharmaceutically acceptable carrier and any needed preservatives or buffers as may be required. Ophthalmic formulation, eardrops, and eye drops are also contemplated as being within the scope of this invention. Additionally, the present invention contemplates the use of transdermal patches, which have the added advantage of providing controlled delivery of a compound to the body. Such dosage forms are prepared by dissolving or dispersing the compound in the proper medium. Absorption enhancers can also be used to increase the flux of the compound across the skin. The rate can be controlled by either providing a rate controlling membrane or by dispersing the compound in a polymer matrix or gel.

[0280] As described generally above, the compounds of the invention are useful as modulators of ABC transporters. Thus, without wishing to be bound by any particular theory, the compounds and compositions are particularly useful for treating or lessening the severity of a disease, condition, or disorder where hyperactivity or inactivity of ABC transporters is implicated in the disease, condition, or disorder. When hyperactivity or inactivity of an ABC transporter is implicated in a particular disease, condition, or disorder, the

disease, condition, or disorder may also be referred to as an “ABC transporter-mediated disease, condition or disorder”. Accordingly, in another aspect, the present invention provides a method for treating or lessening the severity of a disease, condition, or disorder where hyperactivity or inactivity of an ABC transporter is implicated in the disease state.

[0281] The activity of a compound utilized in this invention as a modulator of an ABC transporter may be assayed according to methods described generally in the art and in the Examples herein.

[0282] It will also be appreciated that the compounds and pharmaceutically acceptable compositions of the present invention can be employed in combination therapies, that is, the compounds and pharmaceutically acceptable compositions can be administered concurrently with, prior to, or subsequent to, one or more other desired therapeutics or medical procedures. The particular combination of therapies (therapeutics or procedures) to employ in a combination regimen will take into account compatibility of the desired therapeutics and/or procedures and the desired therapeutic effect to be achieved. It will also be appreciated that the therapies employed may achieve a desired effect for the same disorder (for example, an inventive compound may be administered concurrently with another agent used to treat the same disorder), or they may achieve different effects (e.g., control of any adverse effects). As used herein, additional therapeutic agents that are normally administered to treat or prevent a particular disease, or condition, are known as “appropriate for the disease, or condition, being treated”.

[0283] The amount of additional therapeutic agent present in the compositions of this invention will be no more than the amount that would normally be administered in a composition comprising that therapeutic agent as the only active agent. Preferably the amount of additional therapeutic agent in the presently disclosed compositions will range from about 50% to 100% of the amount normally present in a composition comprising that agent as the only therapeutically active agent.

[0284] The compounds of this invention or pharmaceutically acceptable compositions thereof may also be incorporated into compositions for coating an implantable medical device, such as prostheses, artificial valves, vascular grafts, stents and catheters. Accordingly, the present invention, in another aspect, includes a composition for coating an implantable device comprising a compound of the present invention as described generally above, and in classes and subclasses herein, and a carrier suitable for coating said implantable device. In still another aspect, the present invention includes an implantable device coated with a composition comprising a compound of the present invention as described generally above, and in classes and subclasses herein, and a carrier suitable for coating said implantable device. Suitable coatings and the general preparation of coated implantable devices are described in U.S. Pat. Nos. 6,099,562; 5,886,026; and 5,304,121. The coatings are typically biocompatible polymeric materials such as a hydrogel polymer, polymethylsiloxane, polycaprolactone, polyethylene glycol, polylactic acid, ethylene vinyl acetate, and mixtures thereof. The coatings may optionally be further covered by a suitable topcoat of fluorosilicone, polysaccharides, polyethylene glycol, phospholipids or combinations thereof to impart controlled release characteristics in the composition.

[0285] Another aspect of the invention relates to modulating ABC transporter activity in a biological sample or a patient (e.g., in vitro or in vivo), which method comprises administering to the patient, or contacting said biological sample with a compound of formula I or a composition comprising said compound. The term “biological sample”, as used herein, includes, without limitation, cell cultures or extracts thereof; biopsied material obtained from a mammal or extracts thereof; and blood, saliva, urine, feces, semen, tears, or other body fluids or extracts thereof.

[0286] Modulation of ABC transporter activity in a biological sample is useful for a variety of purposes that are known to one of skill in the art. Examples of such purposes include, but are not limited to, the study of ABC transporters in biological and pathological phenomena; and the comparative evaluation of new modulators of ABC transporters.

[0287] In yet another embodiment, a method of modulating activity of an anion channel in vitro or in vivo, is provided comprising the step of contacting said channel with a compound of formulae (I, II, III, IV, V-A, V-B, I', I'-A, and I'-B). In preferred embodiments, the anion channel is a chloride channel or a bicarbonate channel. In other preferred embodiments, the anion channel is a chloride channel.

[0288] According to an alternative embodiment, the present invention provides a method of increasing the number of functional ABC transporters in a membrane of a cell, comprising the step of contacting said cell with a compound of formula (I, II, III, IV, V-A, V-B, I', I'-A, and I'-B). The term “functional ABC transporter” as used herein means an ABC transporter that is capable of transport activity. In preferred embodiments, said functional ABC transporter is CFTR.

[0289] According to another preferred embodiment, the activity of the ABC transporter is measured by measuring the transmembrane voltage potential. Means for measuring the voltage potential across a membrane in the biological sample may employ any of the known methods in the art, such as optical membrane potential assay or other electrophysiological methods.

[0290] The optical membrane potential assay utilizes voltage-sensitive FRET sensors described by Gonzalez and Tsien (See, Gonzalez, J. E. and R. Y. Tsien (1995) “Voltage sensing by fluorescence resonance energy transfer in single cells” *Biophys J* 69(4): 1272-80, and Gonzalez, J. E. and R. Y. Tsien (1997) “Improved indicators of cell membrane potential that use fluorescence resonance energy transfer” *Chem Biol* 4(4): 269-77) in combination with instrumentation for measuring fluorescence changes such as the Voltage/Ion Probe Reader (VIPR) (See, Gonzalez, J. E., K. Oades, et al. (1999) “Cell-based assays and instrumentation for screening ion-channel targets” *Drug Discov Today* 4(9): 431-439).

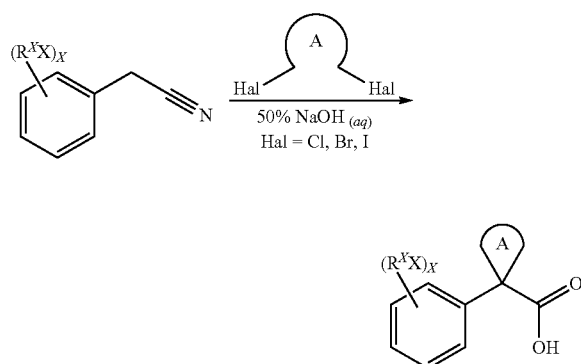
[0291] These voltage sensitive assays are based on the change in fluorescence resonant energy transfer (FRET) between the membrane-soluble, voltage-sensitive dye, DiSBAC₂(3), and a fluorescent phospholipid, CC2-DMPE, which is attached to the outer leaflet of the plasma membrane and acts as a FRET donor. Changes in membrane potential (V_m) cause the negatively charged DiSBAC₂(3) to redistribute across the plasma membrane and the amount of energy transfer from CC2-DMPE changes accordingly. The changes in fluorescence emission can be monitored using VIPR™ II, which is an integrated liquid handler and fluorescent detector designed to conduct cell-based screens in 96- or 384-well microtiter plates.

[0292] In another aspect the present invention provides a kit for use in measuring the activity of a ABC transporter or a fragment thereof in a biological sample in vitro or in vivo comprising (i) a composition comprising a compound of formula (I, II, III, IV, V-A, V-B, I', I'-A, and I'-B) or any of the above embodiments; and (ii) instructions for a.) contacting the composition with the biological sample and b.) measuring activity of said ABC transporter or a fragment thereof. In one embodiment, the kit further comprises instructions for a.) contacting an additional composition with the biological sample; b.) measuring the activity of said ABC transporter or a fragment thereof in the presence of said additional compound, and c.) comparing the activity of the ABC transporter in the presence of the additional compound with the density of the ABC transporter in the presence of a composition of formula (I, II, III, IV, V-A, V-B, I', I'-A, and I'-B). In preferred embodiments, the kit is used to measure the density of CFTR.

PREPARATIONS AND EXAMPLES

General Procedure I: Carboxylic Acid Building Block

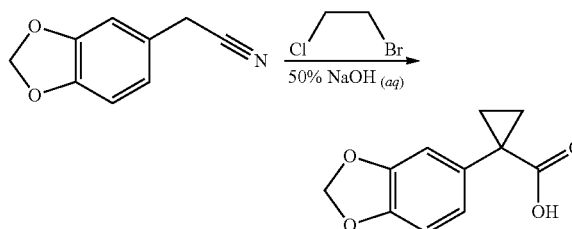
[0293]



[0294] Benzyltriethylammonium chloride (0.025 equivalents) and the appropriate dihalo compound (2.5 equivalents) were added to a substituted phenyl acetonitrile. The mixture was heated at 70° C. and then 50% sodium hydroxide (10 equivalents) was slowly added to the mixture. The reaction was stirred at 70° C. for 12-24 hours to ensure complete formation of the cycloalkyl moiety and then heated at 130° C. for 24-48 hours to ensure complete conversion from the nitrile to the carboxylic acid. The dark brown/black reaction mixture was diluted with water and extracted with ethyl acetate and then dichloromethane three times each to remove side products. The basic aqueous solution was acidified with concentrated hydrochloric acid to pH less than one and the precipitate which began to form at pH 4 was filtered and washed with 1 M hydrochloric acid two times. The solid material was dissolved in dichloromethane and extracted two times with 1 M hydrochloric acid and one time with a saturated aqueous solution of sodium chloride. The organic solution was dried over sodium sulfate and evaporated to dryness to give the cycloalkylcarboxylic acid.

A. 1-Benzo[1,3]dioxol-5-yl-cyclopropanecarboxylic acid

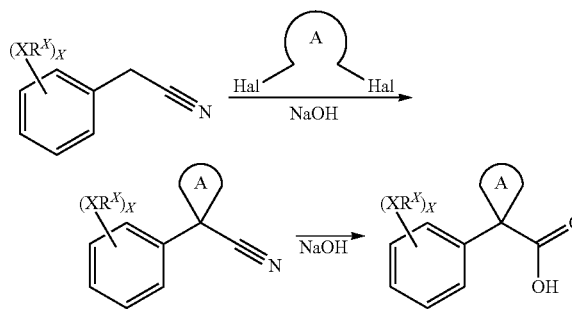
[0295]



[0296] A mixture of benzo[1,3]dioxole-5-acetonitrile (5.10 g, 31.7 mmol), 1-bromo-2-chloro-ethane (9.00 mL, 109 mmol), and benzyltriethylammonium chloride (0.181 g, 0.795 mmol) was heated at 70° C. and then 50% (wt./wt.) aqueous sodium hydroxide (26 mL) was slowly added to the mixture. The reaction was stirred at 70° C. for 18 hours and then heated at 130° C. for 24 hours. The dark brown reaction mixture was diluted with water (400 mL) and extracted once with an equal volume of ethyl acetate and once with an equal volume of dichloromethane. The basic aqueous solution was acidified with concentrated hydrochloric acid to pH less than one and the precipitate filtered and washed with 1 M hydrochloric acid. The solid material was dissolved in dichloromethane (400 mL) and extracted twice with equal volumes of 1 M hydrochloric acid and once with a saturated aqueous solution of sodium chloride. The organic solution was dried over sodium sulfate and evaporated to dryness to give a white to slightly off-white solid (5.23 g, 80%) ESI-MS m/z calc. 206.1. found 207.1 (M+1)⁺. Retention time of 2.37 minutes. ¹H NMR (400 MHz, DMSO- d_6) δ 1.07-1.11 (m, 2H), 1.38-1.42 (m, 2H), 5.98 (s, 2H), 6.79 (m, 2H), 6.88 (m, 1H), 12.26 (s, 1H).

General Procedure II: Carboxylic Acid Building Block

[0297]



Hal = Cl, Br, I, all other variables as defined in the text.

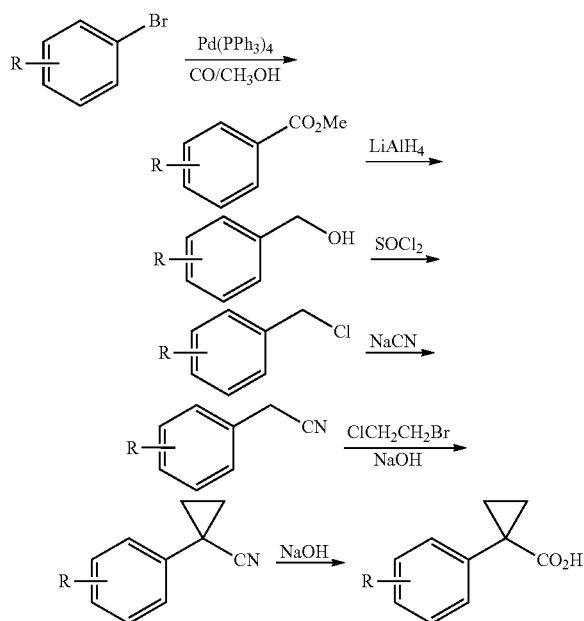
[0298] Sodium hydroxide (50% aqueous solution, 7.4 equivalents) was slowly added to a mixture of the appropriate phenyl acetonitrile, benzyltriethylammonium chloride (1.1 equivalents), and the appropriate dihalo compound (2.3

equivalents) at 70° C. The mixture was stirred overnight at 70° C. and the reaction mixture was diluted with water (30 mL) and extracted with ethyl acetate. The combined organic layers were dried over sodium sulfate and evaporated to dryness to give the crude cyclopropanecarbonitrile, which was used directly in the next step.

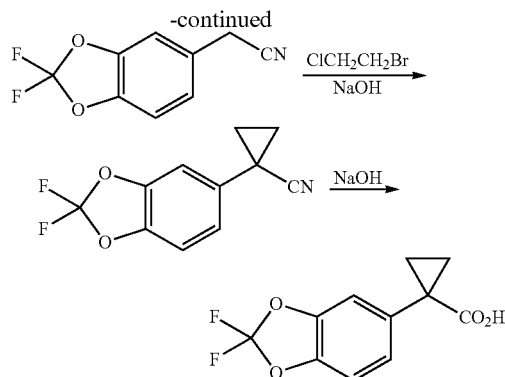
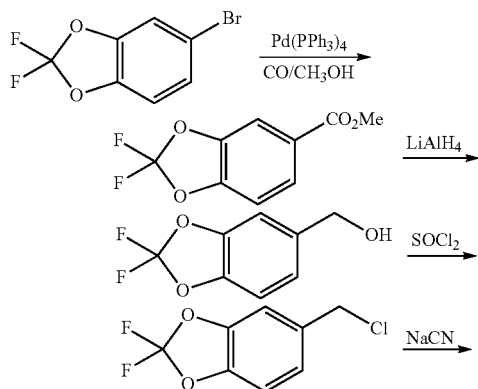
[0299] The crude cyclopropanecarbonitrile was heated at reflux in 10% aqueous sodium hydroxide (7.4 equivalents) for 2.5 hours. The cooled reaction mixture was washed with ether (100 mL) and the aqueous phase was acidified to pH 2 with 2M hydrochloric acid. The precipitated solid was filtered to give the cyclopropanecarboxylic acid as a white solid.

General Procedure 111: Carboxylic Acid Building Block

[0300]



[0301] B. 1-(2,2-Difluoro-benzo[1,3]dioxol-5-yl)-cyclopropanecarboxylic acid



Step a: 2,2-Difluoro-benzo[1,3]dioxole-5-carboxylic acid methyl ester

[0302] A solution of 5-bromo-2,2-difluoro-benzo[1,3]dioxole (11.8 g, 50.0 mmol) and tetrakis(triphenylphosphine) palladium (0) $[\text{Pd(PPh}_3)_4]$, 5.78 g, 5.00 mmol] in methanol (20 mL) containing acetonitrile (30 mL) and triethylamine (10 mL) was stirred under a carbon monoxide atmosphere (55 PSI) at 75° C. (oil bath temperature) for 15 hours. The cooled reaction mixture was filtered and the filtrate was evaporated to dryness. The residue was purified by silica gel column chromatography to give crude 2,2-difluoro-benzo[1,3]dioxole-5-carboxylic acid methyl ester (11.5 g), which was used directly in the next step.

Step b: (2,2-Difluoro-benzo[1,3]dioxol-5-yl)-methanol

[0303] Crude 2,2-difluoro-benzo[1,3]dioxole-5-carboxylic acid methyl ester (11.5 g) dissolved in 20 mL of anhydrous tetrahydrofuran (THF) was slowly added to a suspension of lithium aluminum hydride (4.10 g, 106 mmol) in anhydrous THF (100 mL) at 0° C. The mixture was then warmed to room temperature. After being stirred at room temperature for 1 hour, the reaction mixture was cooled to 0° C. and treated with water (4.1 g), followed by sodium hydroxide (10% aqueous solution, 4.1 mL). The resulting slurry was filtered and washed with THF. The combined filtrate was evaporated to dryness and the residue was purified by silica gel column chromatography to give (2,2-difluoro-benzo[1,3]dioxol-5-yl)-methanol (7.2 g, 38 mmol, 76% over two steps) as a colorless oil.

Step c: 5-Chloromethyl-2,2-difluoro-benzo[1,3]dioxole

[0304] Thionyl chloride (45 g, 38 mmol) was slowly added to a solution of (2,2-difluoro-benzo[1,3]dioxol-5-yl)-methanol (7.2 g, 38 mmol) in dichloromethane (200 mL) at 0° C. The resulting mixture was stirred overnight at room temperature and then evaporated to dryness. The residue was partitioned between an aqueous solution of saturated sodium bicarbonate (100 mL) and dichloromethane (100 mL). The separated aqueous layer was extracted with dichloromethane (150 mL) and the organic layer was dried over sodium sulfate, filtered, and evaporated to dryness to give crude 5-chloromethyl-2,2-difluoro-benzo[1,3]dioxole (4.4 g) which was used directly in the next step.

Step d:

(2,2-Difluoro-benzo[1,3]dioxol-5-yl)-acetonitrile

[0305] A mixture of crude 5-chloromethyl-2,2-difluoro-benzo[1,3]dioxole (4.4 g) and sodium cyanide (1.36 g, 27.8 mmol) in dimethylsulfoxide (50 mL) was stirred at room temperature overnight. The reaction mixture was poured into ice and extracted with ethyl acetate (300 mL). The organic layer was dried over sodium sulfate and evaporated to dryness to give crude (2,2-difluoro-benzo[1,3]dioxol-5-yl)-acetonitrile (3.3 g) which was used directly in the next step.

Step e: 1-(2,2-Difluoro-benzo[1,3]dioxol-5-yl)-cyclopropanecarbonitrile

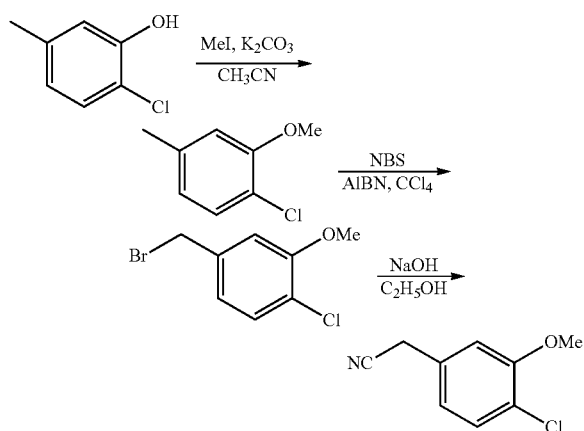
[0306] Sodium hydroxide (50% aqueous solution, 10 mL) was slowly added to a mixture of crude (2,2-difluoro-benzo[1,3]dioxol-5-yl)-acetonitrile, benzyltriethylammonium chloride (3.00 g, 15.3 mmol), and 1-bromo-2-chloroethane (4.9 g, 38 mmol) at 70° C. The mixture was stirred overnight at 70° C. before the reaction mixture was diluted with water (30 mL) and extracted with ethyl acetate. The combined organic layers were dried over sodium sulfate and evaporated to dryness to give crude 1-(2,2-difluoro-benzo[1,3]dioxol-5-yl)-cyclopropanecarbonitrile, which was used directly in the next step.

Step f: 1-(2,2-Difluoro-benzo[1,3]dioxol-5-yl)-cyclopropanecarboxylic acid

[0307] 1-(2,2-Difluoro-benzo[1,3]dioxol-5-yl)-cyclopropanecarbonitrile (crude from the last step) was refluxed in 10% aqueous sodium hydroxide (50 mL) for 2.5 hours. The cooled reaction mixture was washed with ether (100 mL) and the aqueous phase was acidified to pH 2 with 2M hydrochloric acid. The precipitated solid was filtered to give 1-(2,2-difluoro-benzo[1,3]dioxol-5-yl)-cyclopropanecarboxylic acid as a white solid (0.15 g, 1.6% over four steps). ESI-MS *m/z* calc. 242.2. found 243.3 (M+1)⁺; ¹H NMR (CDCl₃) δ 7.14-7.04 (m, 2H), 6.98-6.96 (m, 1H), 1.74-1.64 (m, 2H), 1.26-1.08 (m, 2H).

C. 2-(4-Chloro-3-methoxyphenyl)acetonitrile

[0308]



Step a: 1-Chloro-2-methoxy-4-methyl-benzene

[0309] To a solution of 2-chloro-5-methyl-phenol (93 g, 0.65 mol) in CH₃CN (700 mL) was added CH₃I (111 g, 0.78 mol) and K₂CO₃ (180 g, 1.3 mol). The mixture was stirred at 25° C. overnight. The solid was filtered off and the filtrate was evaporated under vacuum to give 1-chloro-2-methoxy-4-methyl-benzene (90 g, 89%). ¹H NMR (300 MHz, CDCl₃) δ 7.22 (d, J=7.8 Hz, 1H), 6.74-6.69 (m, 2H), 3.88 (s, 3H), 2.33 (s, 3H).

Step b:

4-Bromomethyl-1-chloro-2-methoxy-benzene

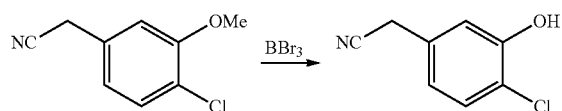
[0310] To a solution of 1-chloro-2-methoxy-4-methyl-benzene (50 g, 0.32 mol) in CCl₄ (350 mL) was added NBS (57.2 g, 0.32 mol) and AIBN (10 g, 60 mmol). The mixture was heated at reflux for 3 hours. The solvent was evaporated under vacuum and the residue was purified by column chromatography on silica gel (Petroleum Ether/EtOAc=20:1) to give 4-bromomethyl-1-chloro-2-methoxy-benzene (69 g, 92%). ¹H NMR (400 MHz, CDCl₃) δ 7.33-7.31 (m, 1H), 6.95-6.91 (m, 2H), 4.46 (s, 2H), 3.92 (s, 3H).

Step c: 2-(4-Chloro-3-methoxyphenyl)acetonitrile

[0311] To a solution of 4-bromomethyl-1-chloro-2-methoxy-benzene (68.5 g, 0.29 mol) in C₂H₅OH (90%*o*, 500 mL) was added NaCN (28.5 g, 0.58 mol). The mixture was stirred at 60° C. overnight. Ethanol was evaporated and the residue was dissolved in H₂O. The mixture was extracted with ethyl acetate (300 mL×3). The combined organic layers were washed with brine, dried over Na₂SO₄ and purified by column chromatography on silica gel (Petroleum Ether/EtOAc 30:1) to give 2-(4-chloro-3-methoxyphenyl)acetonitrile (25 g, 48%). ¹H NMR (400 MHz, CDCl₃) δ 7.36 (d, J=8 Hz, 1H), 6.88-6.84 (m, 2H), 3.92 (s, 3H), 3.74 (s, 2H). ¹³C NMR (100 MHz, CDCl₃) δ 155.4, 130.8, 129.7, 122.4, 120.7, 117.5, 111.5, 56.2, 23.5.

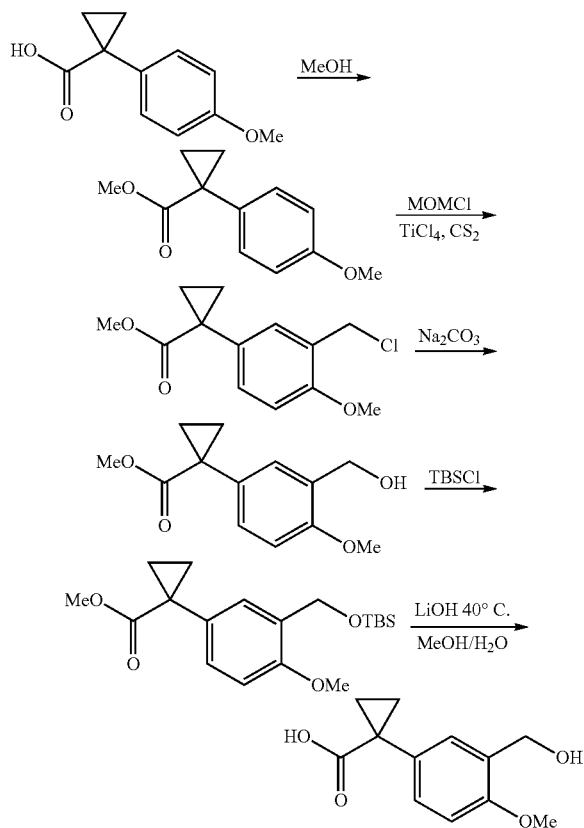
D. (4-Chloro-3-hydroxy-phenyl)-acetonitrile

[0312]



[0313] BBr₃ (16.6 g, 66 mmol) was slowly added to a solution of 2-(4-chloro-3-methoxyphenyl)acetonitrile (12 g, 66 mmol) in DCM (120 mL) at -78 °C under N₂. The reaction temperature was slowly increased to room temperature. The reaction mixture was stirred overnight and then poured into ice-water. The organic layer was separated and the aqueous layer was extracted with DCM (40 mL×3). The combined organic layers were washed with water, brine, dried over Na₂SO₄, and concentrated under vacuum to give (4-chloro-3-hydroxy-phenyl)-acetonitrile (9.3 g, 85%). ¹H NMR (300 MHz, CDCl₃) δ 7.34 (d, J=8.4 Hz, 1H), 7.02 (d, J=2.1 Hz, 1H), 6.87 (dd, J=2.1, 8.4 Hz, 1H), 5.15 (brs, 1H), 3.72 (s, 2H).

[0314] E. 1-(3-(Hydroxymethyl)-4-methoxyphenyl)cyclopropanecarboxylic acid



Step a:
1-(4-Methoxy-phenyl)-cyclopropanecarboxylic acid methyl ester

[0315] To a solution of 1-(4-methoxy-phenyl)-cyclopropanecarboxylic acid (50.0 g, 0.26 mol) in MeOH (500 mL) was added toluene-4-sulfonic acid monohydrate (2.5 g, 13 mmol) at room temperature. The reaction mixture was heated at reflux for 20 hours. MeOH was removed by evaporation under vacuum and EtOAc (200 mL) was added. The organic layer was washed with sat. aq. NaHCO₃ (100 mL) and brine, dried over anhydrous Na₂SO₄ and evaporated under vacuum to give 1-(4-methoxy-phenyl)-cyclopropanecarboxylic acid methyl ester (53.5 g, 99%). ¹H NMR (CDCl₃, 400 MHz) δ 7.25-7.27 (m, 2H), 6.85 (d, J=8.8 Hz, 2H), 3.80 (s, 3H), 3.62 (s, 3H), 1.58 (m, 2H), 1.15 (m, 2H).

Step b: 1-(3-Chloromethyl-4-methoxy-phenyl)-cyclopropanecarboxylic acid methyl ester

[0316] To a solution of 1-(4-methoxy-phenyl)-cyclopropanecarboxylic acid methyl ester (30.0 g, 146 mmol) and MOMCl (29.1 g, 364 mmol) in CS₂ (300 mL) was added TiCl₄ (8.30 g, 43.5 mmol) at 5° C. The reaction mixture was heated at 30° C. for 1 day and poured into ice-water. The mixture was extracted with CH₂Cl₂ (150 mL×3). The combined organic extracts were evaporated under vacuum to

give crude 1-(3-chloromethyl-4-methoxy-phenyl)-cyclopropanecarboxylic acid methyl ester (38.0 g), which was used in the next step without further purification.

Step c: 1-(3-Hydroxymethyl-4-methoxy-phenyl)-cyclopropanecarboxylic acid methyl ester

[0317] To a suspension of crude 1-(3-chloromethyl-4-methoxy-phenyl)-cyclopropanecarboxylic acid methyl ester (20.0 g) in water (350 mL) was added Bu₄NBr (4.0 g) and Na₂CO₃ (90.0 g, 0.85 mol) at room temperature. The reaction mixture was heated at 65° C. overnight. The resulting solution was acidified with aq. HCl (2 mol/L) and extracted with EtOAc (200 mL×3). The organic layer was washed with brine, dried over anhydrous Na₂SO₄ and evaporated under vacuum to give crude product, which was purified by column (Petroleum Ether/EtOAc 15:1) to give 1-(3-hydroxymethyl-4-methoxy-phenyl)-cyclopropanecarboxylic acid methyl ester (8.0 g, 39%). ¹H NMR (CDCl₃, 400 MHz) δ 7.23-7.26 (m, 2H), 6.83 (d, J=8.0 Hz, 1H), 4.67 (s, 2H), 3.86 (s, 3H), 3.62 (s, 3H), 1.58 (q, J=3.6 Hz, 2H), 1.14-1.17 (m, 2H).

Step d: 1-[3-(tert-Butyl-dimethyl-silanyloxymethyl)-4-methoxy-phenyl]cyclopropane-carboxylic acid methyl ester

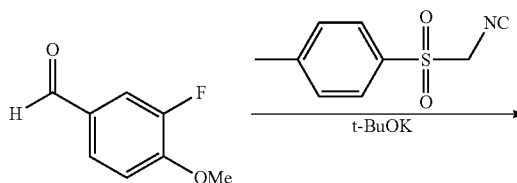
[0318] To a solution of 1-(3-hydroxymethyl-4-methoxy-phenyl)-cyclopropanecarboxylic acid methyl ester (8.0 g, 34 mmol) in CH₂Cl₂ (100 mL) were added imidazole (5.8 g, 85 mmol) and TBSCl (7.6 g, 51 mmol) at room temperature. The mixture was stirred overnight at room temperature. The mixture was washed with brine, dried over anhydrous Na₂SO₄ and evaporated under vacuum to give crude product, which was purified by column (Petroleum Ether/EtOAc 30:1) to give 1-[3-(tert-butyl-dimethyl-silanyloxymethyl)-4-methoxy-phenyl]-cyclopropanecarboxylic acid methyl ester (6.7 g, 56%). ¹H NMR (CDCl₃, 400 MHz) δ 7.44-7.45 (m, 1H), 7.19 (dd, J=2.0, 8.4 Hz, 1H), 6.76 (d, J=8.4 Hz, 1H), 4.75 (s, 2H), 3.81 (s, 3H), 3.62 (s, 3H), 1.57-1.60 (m, 2H), 1.15-1.18 (m, 2H), 0.96 (s, 9H), 0.11 (s, 6H).

Step e: 1-(3-Hydroxymethyl-4-methoxy-phenyl)-cyclopropanecarboxylic acid

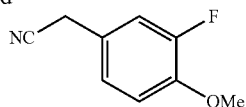
[0319] To a solution of 1-[3-(tert-butyl-dimethyl-silanyloxymethyl)-4-methoxy-phenyl]-cyclopropanecarboxylic acid methyl ester (6.2 g, 18 mmol) in MeOH (75 mL) was added a solution of LiOH·H₂O (1.50 g, 35.7 mmol) in water (10 mL) at 0° C. The reaction mixture was stirred overnight at 40° C. MeOH was removed by evaporation under vacuum. AcOH (1 mol/L, 40 mL) and EtOAc (200 mL) were added. The organic layer was separated, washed with brine, dried over anhydrous Na₂SO₄ and evaporated under vacuum to provide 1-(3-hydroxymethyl-4-methoxy-phenyl)-cyclopropanecarboxylic acid (5.3 g).

F. 2-(3-Fluoro-4-methoxyphenyl)acetonitrile

[0320]

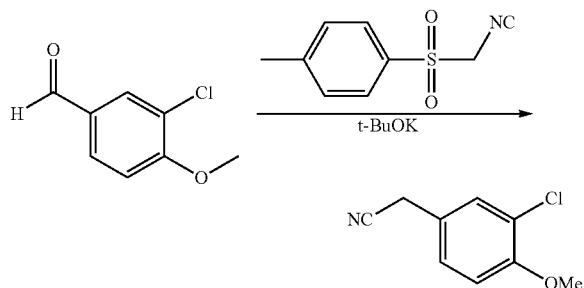


-continued



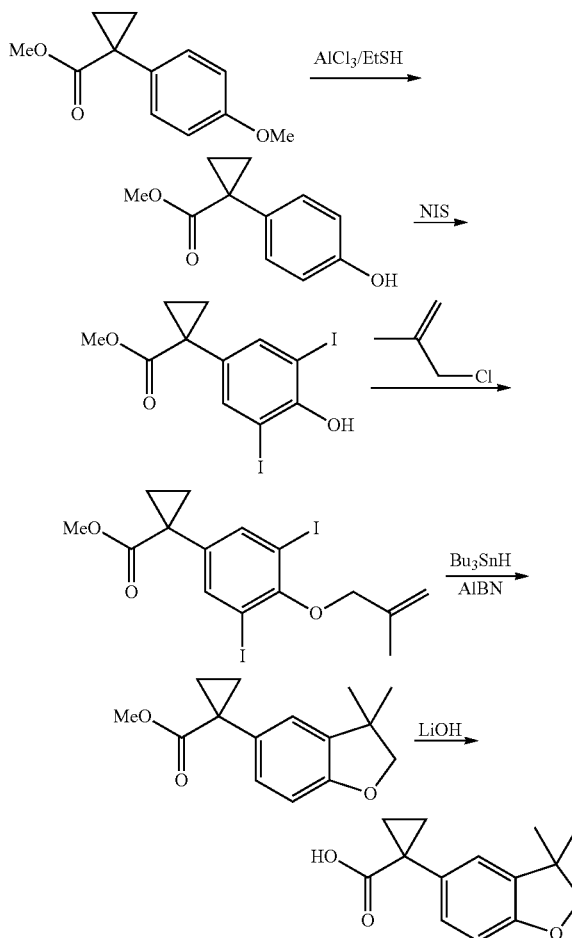
[0321] To a suspension of t-BuOK (25.3 g, 0.207 mol) in THF (150 mL) was added a solution of TosMIC (20.3 g, 0.104 mol) in THF (50 mL) at -78°C . The mixture was stirred for 15 minutes, treated with a solution of 3-fluoro-4-methoxy-benzaldehyde (8.00 g, 51.9 mmol) in THF (50 mL) dropwise, and continued to stir for 1.5 hours at -78°C . To the cooled reaction mixture was added methanol (50 mL). The mixture was heated at reflux for 30 minutes. Solvent of the reaction mixture was removed to give a crude product, which was dissolved in water (200 mL). The aqueous phase was extracted with EtOAc (100 mL \times 3). The combined organic layers were dried and evaporated under reduced pressure to give crude product, which was purified by column chromatography (Petroleum Ether/EtOAc 10:1) to afford 2-(3-fluoro-4-methoxyphenyl)acetonitrile (5.0 g, 58%). ^1H NMR (400 MHz, CDCl_3) δ 7.02-7.05 (m, 2H), 6.94 (t, $J=8.4$ Hz, 1H), 3.88 (s, 3H), 3.67 (s, 2H). ^{13}C NMR (100 MHz, CDCl_3) δ 152.3, 147.5, 123.7, 122.5, 117.7, 115.8, 113.8, 56.3, 22.6.

[0322] G. 2-(3-Chloro-4-methoxyphenyl)acetonitrile



[0323] To a suspension of t-BuOK (4.8 g, 40 mmol) in THF (30 mL) was added a solution of TosMIC (3.9 g, 20 mmol) in THF (10 mL) at -78°C . The mixture was stirred for 10 minutes, treated with a solution of 3-chloro-4-methoxy-benzaldehyde (1.65 g, 10 mmol) in THF (10 mL) dropwise, and continued to stir for 1.5 hours at -78°C . To the cooled reaction mixture was added methanol (10 mL). The mixture was heated at reflux for 30 minutes. Solvent of the reaction mixture was removed to give a crude product, which was dissolved in water (20 mL). The aqueous phase was extracted with EtOAc (20 mL \times 3). The combined organic layers were dried and evaporated under reduced pressure to give crude product, which was purified by column chromatography (Petroleum Ether/EtOAc 10:1) to afford 2-(3-chloro-4-methoxyphenyl)acetonitrile (1.5 g, 83%). ^1H NMR (400 MHz, CDCl_3) δ 7.33 (d, $J=2.4$ Hz, 1H), 7.20 (dd, $J=2.4, 8.4$ Hz, 1H), 6.92 (d, $J=8.4$ Hz, 1H), 3.91 (s, 3H), 3.68 (s, 2H). ^{13}C NMR (100 MHz, CDCl_3) δ 154.8, 129.8, 127.3, 123.0, 122.7, 117.60, 112.4, 56.2, 22.4.

H. 1-(3,3-Dimethyl-2,3-dihydrobenzofuran-5-yl) cyclopropanecarboxylic acid

[0324]

Step a:

1-(4-Hydroxy-phenyl)-cyclopropanecarboxylic acid methyl ester

[0325] To a solution of methyl 1-(4-methoxyphenyl)cyclopropanecarboxylate (10.0 g, 48.5 mmol) in DCM (80 mL) was added EtSH (16 mL) under ice-water bath. The mixture was stirred at 0°C for 20 min before AlCl_3 (19.5 g, 0.15 mmol) was added slowly at 0°C . The mixture was stirred at 0°C for 30 min. The reaction mixture was poured into ice-water, the organic layer was separated, and the aqueous phase was extracted with DCM (50 mL \times 3). The combined organic layers were washed with H_2O , brine, dried over Na_2SO_4 and evaporated under vacuum to give 1-(4-hydroxy-phenyl)-cyclopropanecarboxylic acid methyl ester (8.9 g, 95%). ^1H NMR (400 MHz, CDCl_3) δ 7.20-7.17 (m, 2H), 6.75-6.72 (m, 2H), 5.56 (s, 1H), 3.63 (s, 3H), 1.60-1.57 (m, 2H), 1.17-1.15 (m, 2H).

Step b: 1-(4-Hydroxy-3,5-diiodo-phenyl)-cyclopropanecarboxylic acid methyl ester

[0326] To a solution of 1-(4-hydroxy-phenyl)-cyclopropanecarboxylic acid methyl ester (8.9 g, 46 mmol) in CH_3CN (80 mL) was added NIS (15.6 g, 69 mmol). The mixture was stirred at room temperature for 1 hour. The reaction mixture was concentrated and the residue was purified by column chromatography on silica gel (Petroleum Ether/EtOAc 10:1) to give 1-(4-hydroxy-3,5-diiodo-phenyl)-cyclopropanecarboxylic acid methyl ester (3.5 g, 18%). ^1H NMR (400 MHz, CDCl_3) δ 7.65 (s, 2H), 5.71 (s, 1H), 3.63 (s, 3H), 1.59-1.56 (m, 2H), 1.15-1.12 (m, 2H).

Step c: 1-[3,5-Diiodo-4-(2-methyl-allyloxy)-phenyl]-cyclopropanecarboxylic acid methyl ester

[0327] A mixture of 1-(4-hydroxy-3,5-diiodo-phenyl)-cyclopropanecarboxylic acid methyl ester (3.2 g, 7.2 mmol), 3-chloro-2-methyl-propene (1.0 g, 11 mmol), K_2CO_3 (1.2 g, 8.6 mmol), NaI (0.1 g, 0.7 mmol) in acetone (20 mL) was stirred at 20° C. overnight. The solid was filtered off and the filtrate was concentrated under vacuum to give 1-[3,5-diiodo-4-(2-methyl-allyloxy)-phenyl]-cyclopropanecarboxylic acid methyl ester (3.5 g, 97%). ^1H NMR (300 MHz, CDCl_3) δ 7.75 (s, 2H), 5.26 (s, 1H), 5.06 (s, 1H), 4.38 (s, 2H), 3.65 (s, 3H), 1.98 (s, 3H), 1.62-1.58 (m, 2H), 1.18-1.15 (m, 2H).

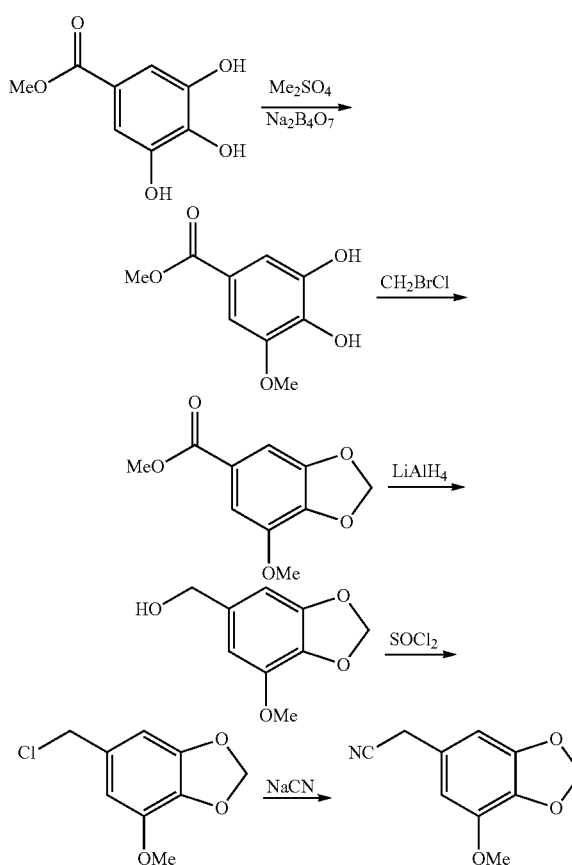
Step d: 1-(3,3-Dimethyl-2,3-dihydro-benzofuran-5-yl)-cyclopropanecarboxylic acid methyl ester

[0328] To a solution of 1-[3,5-diiodo-4-(2-methyl-allyloxy)-phenyl]-cyclopropanecarboxylic acid methyl ester (3.5 g, 7.0 mmol) in toluene (15 mL) was added Bu_3SnH (2.4 g, 8.4 mmol) and AIBN (0.1 g, 0.7 mmol). The mixture was heated at reflux overnight. The reaction mixture was concentrated under vacuum and the residue was purified by column chromatography on silica gel (Petroleum Ether/EtOAc 20:1) to give 1-(3,3-dimethyl-2,3-dihydro-benzofuran-5-yl)-cyclopropanecarboxylic acid methyl ester (1.05 g, 62%). ^1H NMR (400 MHz, CDCl_3) δ 7.10-7.07 (m, 2H), 6.71 (d, $J=8$ Hz, 1H), 4.23 (s, 2H), 3.62 (s, 3H), 1.58-1.54 (m, 2H), 1.34 (s, 6H), 1.17-1.12 (m, 2H).

Step e: 1-(3,3-Dimethyl-2,3-dihydrobenzofuran-5-yl)cyclopropanecarboxylic acid

[0329] To a solution of 1-(3,3-dimethyl-2,3-dihydro-benzofuran-5-yl)-cyclopropanecarboxylic acid methyl ester (1 g, 4 mmol) in MeOH (10 mL) was added LiOH (0.40 g, 9.5 mmol). The mixture was stirred at 40° C. overnight. HCl (10%) was added slowly to adjust the pH to 5. The resulting mixture was extracted with ethyl acetate (10 mL \times 3). The extracts were washed with brine and dried over Na_2SO_4 . The solvent was removed under vacuum and the crude product was purified by preparative HPLC to give 1-(3,3-dimethyl-2,3-dihydrobenzofuran-5-yl)cyclopropanecarboxylic acid (0.37 g, 41%). ^1H NMR (400 MHz, CDCl_3) δ 7.11-7.07 (m, 2H), 6.71 (d, $J=8$ Hz, 1H), 4.23 (s, 2H), 1.66-1.63 (m, 2H), 1.32 (s, 6H), 1.26-1.23 (m, 2H).

1. 2-(7-Methoxybenzo[d][1,3]dioxol-5-yl)acetonitrile
[0330]



Step a: 3,4-Dihydroxy-5-methoxybenzoate

[0331] To a solution of 3,4,5-trihydroxy-benzoic acid methyl ester (50 g, 0.27 mol) and $\text{Na}_2\text{B}_4\text{O}_7$ (50 g) in water (1000 mL) was added Me_2SO_4 (120 mL) and aqueous NaOH solution (25%, 200 mL) successively at room temperature. The mixture was stirred at room temperature for 6 h before it was cooled to 0° C. The mixture was acidified to pH ~2 by adding conc. H_2SO_4 and then filtered. The filtrate was extracted with EtOAc (500 mL \times 3). The combined organic layers were dried over anhydrous Na_2SO_4 and evaporated under reduced pressure to give methyl 3,4-dihydroxy-5-methoxybenzoate (15.3 g 47%), which was used in the next step without further purification.

Step b: Methyl 7-methoxybenzo[d][1,3]dioxole-5-carboxylate

[0332] To a solution of methyl 3,4-dihydroxy-5-methoxybenzoate (15.3 g, 0.078 mol) in acetone (500 mL) was added CH_2BrCl (34.4 g, 0.27 mol) and K_2CO_3 (75 g, 0.54 mol) at 80° C. The resulting mixture was heated at reflux for 4 h. The mixture was cooled to room temperature and solid K_2CO_3 was filtered off. The filtrate was concentrated under reduced pressure, and the residue was dissolved in EtOAc (100 mL). The organic layer was washed with water, dried

over anhydrous Na_2SO_4 , and evaporated under reduced pressure to give the crude product, which was purified by column chromatography on silica gel (Petroleum Ether/Ethyl Acetate=10:1) to afford methyl 7-methoxybenzo[d][1,3]dioxole-5-carboxylate (12.6 g, 80%). ^1H NMR (400 MHz, CDCl_3) δ 7.32 (s, 1H), 7.21 (s, 1H), 6.05 (s, 2H), 3.93 (s, 3H), 3.88 (s, 3H).

Step c:

(7-Methoxybenzo[d][1,3]dioxol-5-yl)methanol

[0333] To a solution of methyl 7-methoxybenzo[d][1,3]dioxole-5-carboxylate (13.9 g, 0.040 mol) in THF (100 mL) was added LiAlH_4 (3.1 g, 0.080 mol) in portions at room temperature. The mixture was stirred for 3 h at room temperature. The reaction mixture was cooled to 0°C . and treated with water (3.1 g) and NaOH (10%, 3.1 mL) successively. The slurry was filtered off and washed with THF. The combined filtrates were evaporated under reduced pressure to give (7-methoxy-benzo[d][1,3]dioxol-5-yl)methanol (7.2 g, 52%). ^1H NMR (400 MHz, CDCl_3) δ 6.55 (s, 1H), 6.54 (s, 1H), 5.96 (s, 2H), 4.57 (s, 2H), 3.90 (s, 3H).

Step d:

6-(Chloromethyl)-4-methoxybenzo[d][1,3]dioxole

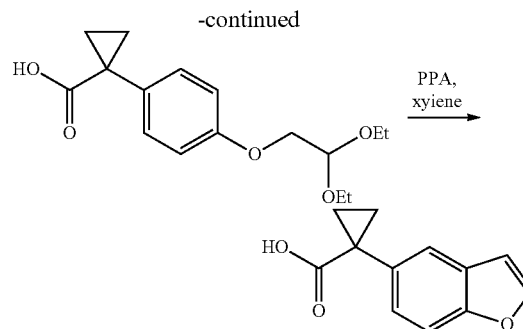
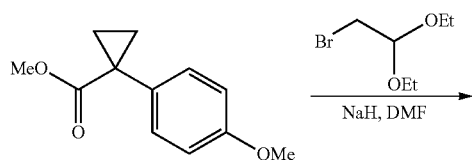
[0334] To a solution of SOCl_2 (150 mL) was added (7-methoxybenzo[d][1,3]dioxol-5-yl)methanol (9.0 g, 54 mmol) in portions at 0°C . The mixture was stirred for 0.5 h. The excess SOCl_2 was evaporated under reduced pressure to give the crude product, which was basified with sat. aq. NaHCO_3 to pH~7. The aqueous phase was extracted with EtOAc (100 mL \times 3). The combined organic layers were dried over anhydrous Na_2SO_4 and evaporated to give 6-(chloromethyl)-4-methoxybenzo[d][1,3]dioxole (10.2 g 94%), which was used in the next step without further purification. ^1H NMR (400 MHz, CDCl_3) δ 6.58 (s, 1H), 6.57 (s, 1H), 5.98 (s, 2H), 4.51 (s, 2H), 3.90 (s, 3H).

Step e:

2-(7-Methoxybenzo[d][1,3]dioxol-5-yl)acetonitrile

[0335] To a solution of 6-(chloromethyl)-4-methoxybenzo[d][1,3]dioxole (10.2 g, 40 mmol) in DMSO (100 mL) was added NaCN (2.43 g, 50 mmol) at room temperature. The mixture was stirred for 3 h and poured into water (500 mL). The aqueous phase was extracted with EtOAc (100 mL \times 3). The combined organic layers were dried over anhydrous Na_2SO_4 and evaporated to give the crude product, which was washed with ether to afford 2-(7-methoxybenzo[d][1,3]dioxol-5-yl)acetonitrile (4.6 g, 45%). ^1H NMR (400 MHz, CDCl_3) δ 6.49 (s, 2H), 5.98 (s, 2H), 3.91 (s, 3H), 3.65 (s, 2H). ^{13}C NMR (400 MHz, CDCl_3) δ 148.9, 143.4, 134.6, 123.4, 117.3, 107.2, 101.8, 101.3, 56.3, 23.1.

J. 1-(Benzofuran-5-yl)cyclopropanecarboxylic acid

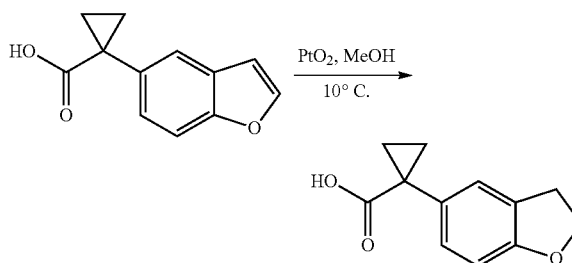
[0336]

Step a: 1-[4-(2,2-Diethoxy-ethoxy)-phenyl]-cyclopropanecarboxylic acid

[0337] To a stirred solution of 1-(4-hydroxy-phenyl)-cyclopropanecarboxylic acid methyl ester (15.0 g, 84.3 mmol) in DMF (50 mL) was added sodium hydride (6.7 g, 170 mmol, 60% in mineral oil) at 0°C . After hydrogen evolution ceased, 2-bromo-1, 1-diethoxy-ethane (16.5 g, 84.3 mmol) was added dropwise to the reaction mixture. The reaction was stirred at 160°C . for 15 hours. The reaction mixture was poured onto ice (100 g) and extracted with CH_2Cl_2 . The combined organics were dried over Na_2SO_4 . The solvent was evaporated under vacuum to give crude 1-[4-(2,2-diethoxy-ethoxy)-phenyl]-cyclopropanecarboxylic acid (10 g), which was used directly in the next step without purification.

Step b: 1-Benzofuran-5-yl-cyclopropanecarboxylic acid

[0338] To a suspension of crude 1-[4-(2,2-diethoxy-ethoxy)-phenyl]-cyclopropanecarboxylic acid (20 g, ~65 mmol) in xylene (100 mL) was added PPA (22.2 g, 64.9 mmol) at room temperature. The mixture was heated at reflux (140°C .) for 1 hour before it was cooled to room temperature and decanted from the PPA. The solvent was evaporated under vacuum to obtain the crude product, which was purified by preparative HPLC to provide 1-(benzofuran-5-yl)cyclopropanecarboxylic acid (1.5 g, 5%). ^1H NMR (400 MHz, $\text{DMSO}-d_6$) δ 12.25 (br s, 1H), 7.95 (d, $J=2.8$ Hz, 1H), 7.56 (d, $J=2.0$ Hz, 1H), 7.47 (d, $J=11.6$ Hz, 1H), 7.25 (dd, $J=2.4, 11.2$ Hz, 1H), 6.89 (d, $J=1.6$ Hz, 1H), 1.47-1.44 (m, 2H), 1.17-1.14 (m, 2H).

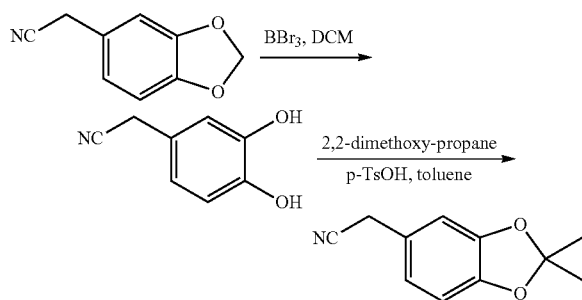
[0339] K. 1-(2,3-Dihydrobenzofuran-5-yl)cyclopropanecarboxylic acid

[0340] To a solution of 1-(benzofuran-5-yl)cyclopropanecarboxylic acid (700 mg, 3.47 mmol) in MeOH (10 mL)

was added PtO_2 (140 mg, 20%) at room temperature. The stirred reaction mixture was hydrogenated under hydrogen (1 atm) at 10°C . for 3 days. The reaction mixture was filtered. The solvent was evaporated under vacuum to afford the crude product, which was purified by preparative HPLC to give 1-(2,3-dihydrobenzofuran-5-yl)cyclopropanecarboxylic acid (330 mg, 47%). ^1H NMR (400 MHz, CDCl_3) δ 7.20 (s, 1H), 7.10 (d, $J=10.8$ Hz, 1H), 6.73 (d, $J=11.2$ Hz, 1H), 4.57 (t, $J=11.6$ Hz, 2H), 3.20 (t, $J=11.6$ Hz, 2H), 1.67-1.63 (m, 2H), 1.25-1.21 (m, 2H).

L. 2-(2,2-Dimethylbenzo[d][1,3]dioxol-5-yl)acetonitrile

[0341]



Step a: (3,4-Dihydroxy-phenyl)-acetonitrile

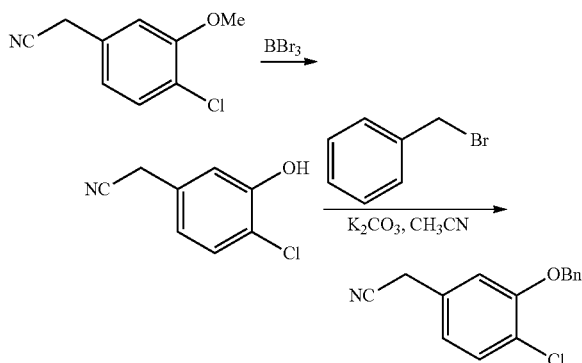
[0342] To a solution of benzo[1,3]dioxol-5-yl-acetonitrile (0.50 g, 3.1 mmol) in CH_2Cl_2 (15 mL) was added dropwise BBr_3 (0.78 g, 3.1 mmol) at -78°C . under N_2 . The mixture was slowly warmed to room temperature and stirred overnight. H_2O (10 mL) was added to quench the reaction and the CH_2Cl_2 layer was separated. The aqueous phase was extracted with CH_2Cl_2 (2x7 mL). The combined organics were washed with brine, dried over Na_2SO_4 and purified by column chromatography on silica gel (Petroleum Ether/EtOAc 5:1) to give (3,4-dihydroxy-phenyl)-acetonitrile (0.25 g, 54%) as a white solid. ^1H NMR ($\text{DMSO}-d_6$, 400 MHz) δ 9.07 (s, 1H), 8.95 (s, 1H), 6.68-6.70 (m, 2H), 6.55 (dd, $J=8.0$, 2.0 Hz, 1H), 3.32 (s, 2H).

Step b: 2-(2,2-Dimethylbenzo[d][1,3]dioxol-5-yl)acetonitrile

[0343] To a solution of (3,4-dihydroxy-phenyl)-acetonitrile (0.2 g, 1.3 mmol) in toluene (4 mL) was added 2,2-dimethoxy-propane (0.28 g, 2.6 mmol) and TsOH (0.010 g, 0.065 mmol). The mixture was heated at reflux overnight. The reaction mixture was evaporated to remove the solvent and the residue was dissolved in ethyl acetate. The organic layer was washed with NaHCO_3 solution, H_2O , brine, and dried over Na_2SO_4 . The solvent was evaporated under reduced pressure to give a residue, which was purified by column chromatography on silica gel (Petroleum Ether/EtOAc 10:1) to give 2-(2,2-dimethylbenzo[d][1,3]dioxol-5-yl)acetonitrile (40 mg, 20%). ^1H NMR (CDCl_3 , 400 MHz) δ 6.68-6.71 (m, 3H), 3.64 (s, 2H), 1.67 (s, 6H).

M. 2-(3-(Benzyloxy)-4-chlorophenyl)acetonitrile

[0344]



Step a: (4-Chloro-3-hydroxy-phenyl)acetonitrile

[0345] BBr_3 (16.6 g, 66 mmol) was slowly added to a solution of 2-(4-chloro-3-methoxyphenyl)acetonitrile (12 g, 66 mmol) in DCM (120 mL) at -78°C . under N_2 . The reaction temperature was slowly increased to room temperature. The reaction mixture was stirred overnight and then poured into ice and water. The organic layer was separated, and the aqueous layer was extracted with DCM (40 mLx3). The combined organic layers were washed with water, brine, dried over Na_2SO_4 , and concentrated under vacuum to give (4-chloro-3-hydroxy-phenyl)-acetonitrile (9.3 g, 85%). ^1H NMR (300 MHz, CDCl_3) δ 7.34 (d, $J=8.4$ Hz, 1H), 7.02 (d, $J=2.1$ Hz, 1H), 6.87 (dd, $J=2.1$, 8.4 Hz, 1H), 5.15 (brs, 1H), 3.72 (s, 2H).

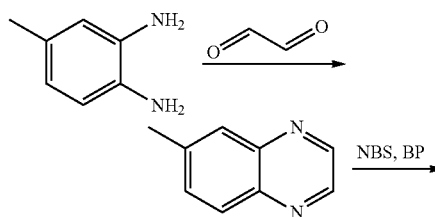
Step b:

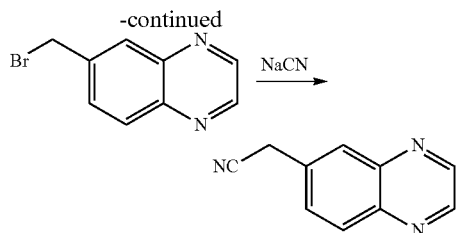
2-(3-(Benzyloxy)-4-chlorophenyl)acetonitrile

[0346] To a solution of (4-chloro-3-hydroxy-phenyl)acetonitrile (6.2 g, 37 mmol) in CH_3CN (80 mL) was added K_2CO_3 (10.2 g, 74 mmol) and BnBr (7.6 g, 44 mmol). The mixture was stirred at room temperature overnight. The solids were filtered off and the filtrate was evaporated under vacuum. The residue was purified by column chromatography on silica gel (Petroleum Ether/Ethyl Acetate 50:1) to give 2-(3-(benzyloxy)-4-chlorophenyl)acetonitrile (5.6 g, 60%). ^1H NMR (400 MHz, CDCl_3) δ 7.48-7.32 (m, 6H), 6.94 (d, $J=2$ Hz, 2H), 6.86 (dd, $J=2.0$, 8.4 Hz, 1H), 5.18 (s, 2H), 3.71 (s, 2H).

N. 2-(Quinoxalin-6-yl)acetonitrile

[0347]





Step a: 6-Methylquinoxaline

[0348] To a solution of 4-methylbenzene-1,2-diamine (50.0 g, 0.41 mol) in isopropanol (300 mL) was added a solution of glyoxal (40% in water, 65.3 g, 0.45 mol) at room temperature. The reaction mixture was heated at 80° C. for 2 hours and evaporated under vacuum to give 6-methylquinoxaline (55 g, 93%), which was used directly in the next step. ¹H NMR (300 MHz, CDCl₃) δ 8.77 (dd, J=1.5, 7.2 Hz, 2H), 7.99 (d, J=8.7 Hz, 1H), 7.87 (s, 1H), 7.60 (dd, J=1.5, 8.4 Hz, 1H), 2.59 (s, 3H).

Step b: 6-Bromomethylquinoxaline

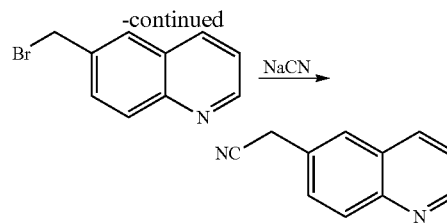
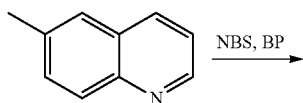
[0349] To a solution of 6-methylquinoxaline (10.0 g, 69.4 mmol) in CCl₄ (80 mL) was added NBS (13.5 g, 76.3 mmol) and benzoyl peroxide (BP, 1.7 g, 6.9 mmol) at room temperature. The mixture was heated at reflux for 2 hours. After cooling, the mixture was evaporated under vacuum to give a yellow solid, which was extracted with Petroleum Ether (50 mL×5). The extracts were concentrated under vacuum. The organics were combined and concentrated to give crude 6-bromomethylquinoxaline (12.0 g), which was used directly in the next step. ¹H NMR (300 MHz, CDCl₃) δ 8.85-8.87 (m, 2H), 8.10-8.13 (m, 2H), 7.82 (dd, J=2.1, 8.7 Hz, 1H), 4.70 (s, 2H).

Step c: 2-(Quinoxalin-6-yl)acetonitrile

[0350] To a solution of crude 6-bromomethylquinoxaline (36.0 g) in 95% ethanol (200 mL) was added NaCN (30.9 g, 0.63 mol) at room temperature. The mixture was heated at 50° C. for 3 hours and then concentrated under vacuum. Water (100 mL) and ethyl acetate (100 mL) were added. The organic layer was separated and the aqueous layer was extracted with ethyl acetate. The combined organics were washed with brine, dried over Na₂SO₄ and concentrated under vacuum. The residue was purified by silica gel column (Petroleum Ether/EtOAc 10:1) to give 2-(quinoxalin-6-yl)acetonitrile (7.9 g, 23% over two steps). ¹H NMR (300 MHz, CDCl₃) δ 8.88-8.90 (m, 2H), 8.12-8.18 (m, 2H), 7.74 (dd, J=2.1, 8.7 Hz, 1H), 4.02 (s, 2H). MS (ESI) m/z (M+H)⁺ 170.0.

O. 2-(Quinolin-6-yl)acetonitrile

[0351]



Step a: 6-Bromomethylquinoline

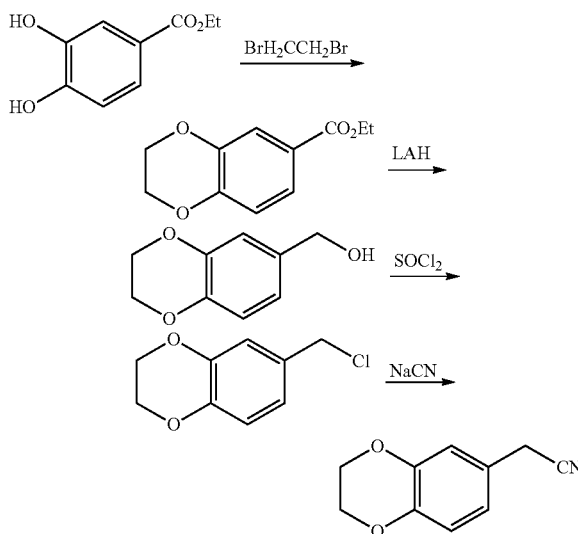
[0352] To a solution of 6-methylquinoline (2.15 g, 15.0 mmol) in CCl₄ (30 mL) was added NBS (2.92 g, 16.5 mmol) and benzoyl peroxide (BP, 0.36 g, 1.5 mmol) at room temperature. The mixture was heated at reflux for 2 hours. After cooling, the mixture was evaporated under vacuum to give a yellow solid, which was extracted with Petroleum Ether (30 mL×5). The extracts were concentrated under vacuum to give crude 6-bromomethylquinoline (1.8 g), which was used directly in the next step.

Step b: 2-(Quinolin-6-yl)acetonitrile

[0353] To a solution of crude 6-bromomethylquinoline (1.8 g) in 95% ethanol (30 mL) was added NaCN (2.0 g, 40.8 mmol) at room temperature. The mixture was heated at 50° C. for 3 hours and then concentrated under vacuum. Water (50 mL) and ethyl acetate (50 mL) were added. The organic layer was separated and the aqueous layer was extracted with ethyl acetate. The combined organics were washed with brine, dried over Na₂SO₄ and concentrated under vacuum. The combined crude product was purified by column (Petroleum Ether/EtOAc 5:1) to give 2-(quinolin-6-yl)acetonitrile (0.25 g, 8% over two steps). ¹H NMR (300 MHz, CDCl₃) δ 8.95 (dd, J=1.5, 4.2 Hz, 1H), 8.12-8.19 (m, 2H), 7.85 (s, 1H), 7.62 (dd, J=2.1, 8.7 Hz, 1H), 7.46 (q, J=4.2 Hz, 1H), 3.96 (s, 2H). MS (ESI) m/e (M+H)⁺ 169.0.

P. 2-(2,3-Dihydrobenzo[b][1,4]dioxin-6-yl)acetonitrile

[0354]



Step a: 2,3-Dihydro-benzo[1,4]dioxine-6-carboxylic acid ethyl ester

[0355] To a suspension of Cs_2CO_3 (270 g, 1.49 mol) in DMF (1000 mL) were added 3,4-dihydroxybenzoic acid ethyl ester (54.6 g, 0.3 mol) and 1,2-dibromoethane (54.3 g, 0.29 mol) at room temperature. The resulting mixture was stirred at 80° C. overnight and then poured into ice-water. The mixture was extracted with EtOAc (200 mL \times 3). The combined organic layers were washed with water (200 mL \times 3) and brine (100 mL), dried over Na_2SO_4 and concentrated to dryness. The residue was purified by column (Petroleum Ether/Ethyl Acetate 50:1) on silica gel to obtain 2,3-dihydro-benzo[1,4]dioxine-6-carboxylic acid ethyl ester (18 g, 29%). ^1H NMR (300 MHz, CDCl_3) δ 7.53 (dd, $J=1.8$, 7.2 Hz, 2H), 6.84-6.87 (m, 1H), 4.22-4.34 (m, 6H), 1.35 (t, $J=7.2$ Hz, 3H).

Step b:

(2,3-Dihydro-benzo[1,4]dioxin-6-yl)-methanol

[0356] To a suspension of LAH (2.8 g, 74 mmol) in THF (20 mL) was added dropwise a solution of 2,3-dihydro-benzo[1,4]dioxine-6-carboxylic acid ethyl ester (15 g, 72 mmol) in THF (10 mL) at 0° C. under N_2 . The mixture was stirred at room temperature for 1 h and then quenched carefully with addition of water (2.8 mL) and NaOH (10%, 28 mL) with cooling. The precipitated solid was filtered off and the filtrate was evaporated to dryness to obtain (2,3-dihydro-benzo[1,4]dioxin-6-yl)-methanol (10.6 g). ^1H NMR (300 MHz, $\text{DMSO}-d_6$) δ 6.73-6.78 (m, 3H), 5.02 (t, $J=5.7$ Hz, 1H), 4.34 (d, $J=6.0$ Hz, 2H), 4.17-4.20 (m, 4H).

Step c:

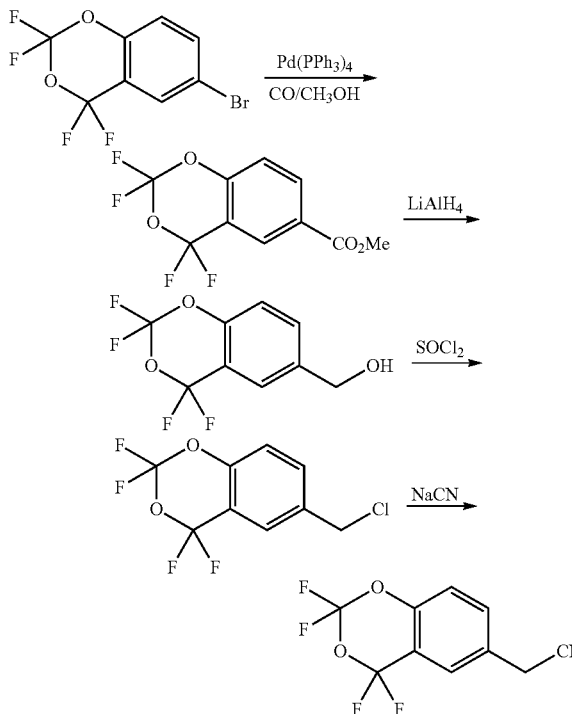
6-Chloromethyl-2,3-dihydro-benzo[1,4]dioxine

[0357] A mixture of (2,3-dihydro-benzo[1,4]dioxin-6-yl) methanol (10.6 g) in SOCl_2 (10 mL) was stirred at room temperature for 10 min and then poured into ice-water. The organic layer was separated and the aqueous phase was extracted with dichloromethane (50 mL \times 3). The combined organic layers were washed with NaHCO_3 (sat solution), water and brine, dried over Na_2SO_4 and concentrated to dryness to obtain 6-chloromethyl-2,3-dihydro-benzo [1,4] dioxine (12 g, 88% over two steps), which was used directly in next step.

Step d: 2-(2,3-Dihydrobenzo[b][1,4]dioxin-6-yl) acetonitrile

[0358] A mixture of 6-chloromethyl-2,3-dihydro-benzo[1,4]dioxine (12.5 g, 67.7 mmol) and NaCN (4.30 g, 87.8 mmol) in DMSO (50 mL) was stirred at rt for 1 h. The mixture was poured into water (150 mL) and then extracted with dichloromethane (50 mL \times 4). The combined organic layers were washed with water (50 mL \times 2) and brine (50 mL), dried over Na_2SO_4 and concentrated to dryness. The residue was purified by column (Petroleum Ether/Ethyl Acetate 50:1) on silica gel to obtain 2-(2,3-dihydrobenzo[b][1,4]dioxin-6-yl)acetonitrile as a yellow oil (10.2 g, 86%). ^1H -NMR (300 MHz, CDCl_3) δ 6.78-6.86 (m, 3H), 4.25 (s, 4H), 3.63 (s, 2H).

[0359] Q. 2-(2,2,4,4-Tetrafluoro-4H-benzo[d][1,3]dioxin-6-yl)acetonitrile



Step a: 2,2,4,4-Tetrafluoro-4H-benzo[1,3]dioxine-6-carboxylic acid methyl ester

[0360] A suspension of 6-bromo-2,2,4,4-tetrafluoro-4H-benzo[1,3]dioxine (4.75 g, 16.6 mmol) and $\text{Pd}(\text{PPh}_3)_4$ (950 mg, 8.23 mmol) in MeOH (20 mL), MeCN (30 mL) and Et_3N (10 mL) was stirred under carbon monoxide atmosphere (55 psi) at 75° C. (oil bath temperature) overnight. The cooled reaction mixture was filtered and the filtrate was concentrated. The residue was purified by silica gel column (Petroleum Ether) to give 2,2,4,4-tetrafluoro-4H-benzo [1,3] dioxine-6-carboxylic acid methyl ester (3.75 g, 85%). ^1H NMR (CDCl_3 , 300 MHz) δ 8.34 (s, 1H), 8.26 (dd, $J=2.1$, 8.7 Hz, 1H), 7.22 (d, $J=8.7$ Hz, 1H), 3.96 (s, 3H).

Step b: (2,2,4,4-Tetrafluoro-4H-benzo[1,3]dioxin-6-yl)methanol

[0361] To a suspension of LAH (2.14 g, 56.4 mmol) in dry THF (200 mL) was added dropwise a solution of 2,2,4,4-tetrafluoro-4H-benzo[1,3]dioxine-6-carboxylic acid methyl ester (7.50 g, 28.2 mmol) in dry THF (50 mL) at 0° C. After being stirred at 0° C. for 1 h, the reaction mixture was treated with water (2.14 g) and 10% NaOH (2.14 mL). The slurry was filtered and washed with THF. The combined filtrates were evaporated to dryness to give the crude (2,2,4,4-tetrafluoro-4H-benzo[1,3]dioxin-6-yl)-methanol (6.5 g), which was used directly in the next step. ^1H NMR (CDCl_3 , 300 MHz) δ 7.64 (s, 1H), 7.57-7.60 (m, 1H), 7.58 (d, $J=8.7$ Hz, 1H), 4.75 (s, 2H).

Step c: 6-Chloromethyl-2,2,4,4-tetrafluoro-4H-benzo[1,3]dioxine

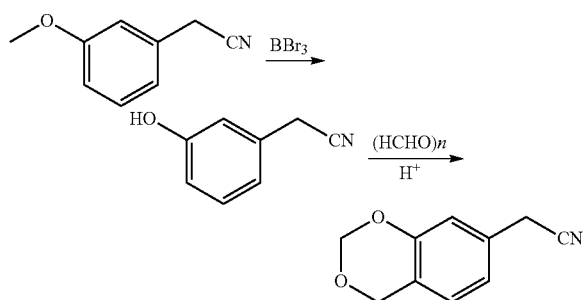
[0362] A mixture of (2,2,4,4-tetrafluoro-4H-benzo[1,3]dioxin-6-yl)-methanol (6.5 g) in thionyl chloride (75 mL) was

heated at reflux overnight. The resulting mixture was concentrated under vacuum. The residue was basified with aqueous saturated NaHCO_3 . The aqueous layer was extracted with dichloromethane (50 mL \times 3). The combined organic layers were dried over Na_2SO_4 , filtrated, and concentrated under reduced pressure to give 6-chloromethyl-2,2,4,4-tetrafluoro-4H-benzo[1,3]dioxine (6.2 g), which was used directly in the next step. ^1H NMR (CDCl_3 , 300 MHz) δ 7.65 (s, 1H), 7.61 (dd, $J=2.1, 8.7$ Hz, 1H), 7.15 (d, $J=8.4$ Hz, 1H), 4.60 (s, 2H).

Step d: (2,2,4,4-Tetrafluoro-4H-benzo[1,3]dioxin-6-yl)-acetonitrile

[0363] A mixture of 6-chloromethyl-2,2,4,4-tetrafluoro-4H-benzo[1,3]dioxine (6.2 g) and NaCN (2.07 g, 42.3 mmol) in DMSO (50 mL) was stirred at room temperature for 2 h. The reaction mixture was poured into ice and extracted with EtOAc (50 mL \times 3). The combined organic layers were dried over anhydrous Na_2SO_4 , and evaporated to give a crude product, which was purified by silica gel column (Petroleum Ether/EtOAc 10:1) to give (2,2-difluoro-benzo [1,3]dioxol-5-yl)-acetonitrile (4.5 g, 68% over 3 steps). ^1H NMR (CDCl_3 , 300 MHz) δ 7.57-7.60 (m, 2H), 7.20 (d, $J=8.7$ Hz, 1H), 3.82 (s, 2H).

[0364] R. 2-(4H-Benzo[d][1,3]dioxin-7-yl)acetonitrile



Step a: (3-Hydroxyphenyl)acetonitrile

[0365] To a solution of (3-methoxyphenyl)acetonitrile (150 g, 1.03 mol) in CH_2Cl_2 (1000 mL) was added BBr_3 (774 g, 3.09 mol) dropwise at -70°C . The mixture was stirred and warmed to room temperature slowly. Water (300 mL) was added at 0°C . The resulting mixture was extracted with CH_2Cl_2 . The combined organic layers were dried over anhydrous Na_2SO_4 , filtered, and evaporated under vacuum. The crude residue was purified by column (Petroleum Ether/EtOAc 10:1) to give (3-hydroxyphenyl)acetonitrile (75.0 g, 55%). ^1H NMR (CDCl_3 , 300 MHz) δ 7.18-7.24 (m, 1H), 6.79-6.84 (m, 3H), 3.69 (s, 2H).

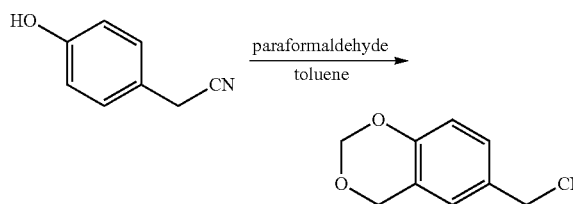
Step b: 2-(4H-Benzo[d][1,3]dioxin-7-yl)acetonitrile

[0366] To a solution of (3-hydroxyphenyl)acetonitrile (75.0 g, 0.56 mol) in toluene (750 mL) was added paraformaldehyde (84.0 g, 2.80 mol) and toluene-4-sulfonic acid monohydrate (10.7 g, 56.0 mmol) at room temperature. The reaction mixture was heated at reflux for 40 minutes. Toluene was removed by evaporation. Water (150 mL) and ethyl acetate (150 mL) were added. The organic layer was separated and the aqueous layer was extracted with ethyl acetate.

The combined organics were washed with brine, dried over anhydrous Na_2SO_4 and evaporated under vacuum. The residue was separated by preparative HPLC to give 2-(4H-benzo [d][1,3]dioxin-7-yl)acetonitrile (4.7 g, 5%). ^1H NMR (300 MHz, CDCl_3) δ 6.85-6.98 (m, 3H), 5.25 (d, $J=3.0$ Hz, 2H), 4.89 (s, 2H), 3.69 (s, 2H).

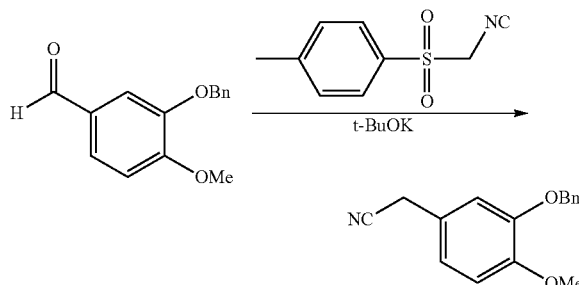
S. 2-(4H-Benzo[d][1,3]dioxin-6-yl)acetonitrile

[0367]



[0368] To a solution of (4-hydroxyphenyl)acetonitrile (17.3 g, 0.13 mol) in toluene (350 mL) were added paraformaldehyde (39.0 g, 0.43 mmol) and toluene-4-sulfonic acid monohydrate (2.5 g, 13 mmol) at room temperature. The reaction mixture was heated at reflux for 1 hour. Toluene was removed by evaporation. Water (150 mL) and ethyl acetate (150 mL) were added. The organic layer was separated and the aqueous layer was extracted with ethyl acetate. The combined organics were washed with brine, dried over Na_2SO_4 and evaporated under vacuum. The residue was separated by preparative HPLC to give 2-(4H-benzo [d][1,3]dioxin-6-yl)acetonitrile (7.35 g, 32%). ^1H NMR (400 MHz, CDCl_3) δ 7.07-7.11 (m, 1H), 6.95-6.95 (m, 1H), 6.88 (d, $J=11.6$ Hz, 1H), 5.24 (s, 2H), 4.89 (s, 2H), 3.67 (s, 2H).

[0369] T. 2-(3-(Benzyloxy)-4-methoxyphenyl)acetonitrile



[0370] To a suspension of t-BuOK (20.15 g, 0.165 mol) in THF (250 mL) was added a solution of TosMIC (16.1 g, 82.6 mmol) in THF (100 mL) at -78°C . The mixture was stirred for 15 minutes, treated with a solution of 3-benzyloxy-4-methoxy-benzaldehyde (10.0 g, 51.9 mmol) in THF (50 mL) dropwise, and continued to stir for 1.5 hours at -78°C . To the cooled reaction mixture was added methanol (50 mL). The mixture was heated at reflux for 30 minutes. Solvent of the reaction mixture was removed to give a crude product, which was dissolved in water (300 mL). The aqueous phase was extracted with EtOAc (100 mL \times 3). The combined organic layers were dried and evaporated under reduced pressure to give crude product, which was purified by column chromatography (Petroleum Ether/EtOAc 10:1) to afford 2-(3-(Benzyloxy)-4-methoxyphenyl)acetonitrile (5.0

g, 48%). ^1H NMR (300 MHz, CDCl_3) δ 7.48-7.33 (m, 5H), 6.89-6.86 (m, 3H), 5.17 (s, 2H), 3.90 (s, 3H), 3.66 (s, 2H). ^{13}C NMR (75 MHz, CDCl_3) δ 149.6, 148.6, 136.8, 128.8, 128.8, 128.2, 127.5, 127.5, 122.1, 120.9, 118.2, 113.8, 112.2, 71.2, 56.2, 23.3.

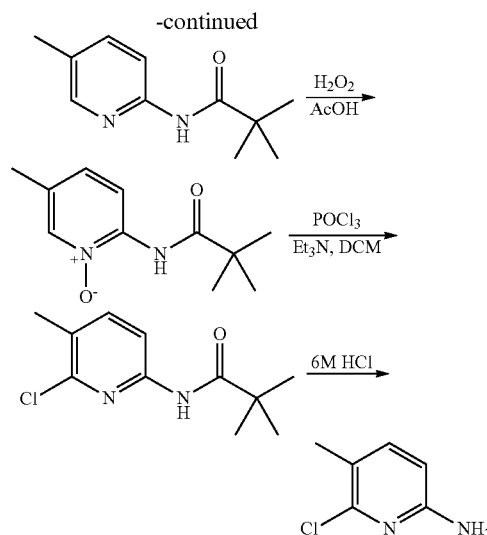
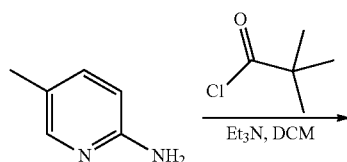
[0371] The following Table 2 contains a list of carboxylic acid building blocks that were commercially available, or prepared by one of the methods described above:

TABLE 2

Carboxylic acid building blocks.	
Compound	Name
A-1	1-benzo[1,3]dioxol-5-ylcyclopropane-1-carboxylic acid
A-2	1-(2,2-difluorobenzo[1,3]dioxol-5-yl)cyclopropane-1-carboxylic acid
A-3	1-(3,4-dimethoxyphenyl)cyclopropane-1-carboxylic acid
A-4	1-(3-methoxyphenyl)cyclopropane-1-carboxylic acid
A-5	1-(2-methoxyphenyl)cyclopropane-1-carboxylic acid
A-6	1-[4-(trifluoromethoxy)phenyl]cyclopropane-1-carboxylic acid
A-8	tetrahydro-4-(4-methoxyphenyl)-2H-pyran-4-carboxylic acid
A-9	1-phenylcyclopropane-1-carboxylic acid
A-10	1-(4-methoxyphenyl)cyclopropane-1-carboxylic acid
A-11	1-(4-chlorophenyl)cyclopropane-1-carboxylic acid
A-13	1-phenylcyclopentanecarboxylic acid
A-14	1-phenylcyclohexanecarboxylic acid
A-15	1-(4-methoxyphenyl)cyclopentanecarboxylic acid
A-16	1-(4-methoxyphenyl)cyclohexanecarboxylic acid
A-17	1-(4-chlorophenyl)cyclohexanecarboxylic acid
A-18	1-(2,3-dihydrobenzo[b][1,4]dioxin-6-yl)cyclopropanecarboxylic acid
A-19	1-(4H-benzo[d][1,3]dioxin-7-yl)cyclopropanecarboxylic acid
A-20	1-(2,2,4,4-tetrafluoro-4H-benzo[d][1,3]dioxin-6-yl)cyclopropanecarboxylic acid
A-21	1-(4H-benzo[d][1,3]dioxin-6-yl)cyclopropanecarboxylic acid
A-22	1-(quinoxalin-6-yl)cyclopropanecarboxylic acid
A-23	1-(quinolin-6-yl)cyclopropanecarboxylic acid
A-24	1-(4-chlorophenyl)cyclopentanecarboxylic acid
A-25	1-(benzofuran-5-yl)cyclopropanecarboxylic acid
A-26	1-(4-chloro-3-methoxyphenyl)cyclopropanecarboxylic acid
A-27	1-(3-(hydroxymethyl)-4-methoxyphenyl)cyclopropanecarboxylic acid
A-28	1-(2,3-dihydrobenzofuran-5-yl)cyclopropanecarboxylic acid
A-29	1-(3-fluoro-4-methoxyphenyl)cyclopropanecarboxylic acid
A-30	1-(3-chloro-4-methoxyphenyl)cyclopropanecarboxylic acid
A-31	1-(3-hydroxy-4-methoxyphenyl)cyclopropanecarboxylic acid
A-32	1-(4-hydroxy-3-methoxyphenyl)cyclopropanecarboxylic acid
A-33	1-(2,2-dimethylbenzo[d][1,3]dioxol-5-yl)cyclopropanecarboxylic acid
A-34	1-(3,3-dimethyl-2,3-dihydrobenzofuran-5-yl)cyclopropanecarboxylic acid
A-35	1-(7-methoxybenzo[d][1,3]dioxol-5-yl)cyclopropanecarboxylic acid
A-36	1-(4-chloro-3-hydroxyphenyl)cyclopropanecarboxylic acid
A-37	1-(4-methoxy-3-methylphenyl)cyclopropanecarboxylic acid
A-38	1-(3-(benzyloxy)-4-chlorophenyl)cyclopropanecarboxylic acid
A-45	1-(4-methoxy-3-(methoxymethyl)phenyl)cyclopropanecarboxylic acid

U. 6-Chloro-5-methylpyridin-2-amine

[0372]



Step a: 2,2-Dimethyl-N-(5-methyl-pyridin-2-yl)-propionamide

[0373] To a stirred solution of 5-methylpyridin-2-amine (200 g, 1.85 mol) in anhydrous CH_2Cl_2 (1000 mL) was added dropwise a solution of Et_3N (513 mL, 3.70 mol) and 2,2-dimethyl-propionyl chloride (274 mL, 2.22 mol) at 0°C . under N_2 . The ice bath was removed and stirring was continued at room temperature for 2 hours. The reaction was poured into ice (2000 g). The organic layer was separated and the remaining aqueous layer was extracted with CH_2Cl_2 (3 \times). The combined organics were dried over Na_2SO_4 and evaporated to afford 2,2-dimethyl-N-(5-methyl-pyridin-2-yl)-propionamide (350 g), which was used in the next step without further purification. ^1H NMR (400 MHz, CDCl_3) δ 8.12 (d, $J=8.4$ Hz, 1H), 8.06 (d, $J=1.2$ Hz, 1H), 7.96 (s, 1H), 7.49 (dd, $J=1.6, 8.4$ Hz, 1H), 2.27 (s, 1H), 1.30 (s, 9H).

Step b: 2,2-Dimethyl-N-(5-methyl-1-oxy-pyridin-2-yl)-propionamide

[0374] To a stirred solution of 2,2-dimethyl-N-(5-methyl-pyridin-2-yl)-propionamide (100 g, 0.52 mol) in AcOH (500 mL) was added drop-wise 30% H_2O_2 (80 mL, 2.6 mol) at room temperature. The mixture was stirred at 80°C . for 12 hours. The reaction mixture was evaporated under vacuum to obtain 2,2-dimethyl-N-(5-methyl-1-oxy-pyridin-2-yl)-propionamide (80 g, 85% purity). ^1H NMR (400 MHz, CDCl_3) δ 10.26 (br s, 1H), 8.33 (d, $J=8.4$ Hz, 1H), 8.12 (s, 1H), 7.17 (dd, $J=0.8, 8.8$ Hz, 1H), 2.28 (s, 1H), 1.34 (s, 9H).

Step c: N-(6-Chloro-5-methyl-pyridin-2-yl)-2,2-dimethyl-propionamide

[0375] To a stirred solution of 2,2-dimethyl-N-(5-methyl-1-oxy-pyridin-2-yl)-propionamide (10 g, 48 mmol) in anhydrous CH_2Cl_2 (50 mL) was added Et_3N (60 mL, 240 mmol) at room temperature. After being stirred for 30 min. POCl_3 (20 mL) was added drop-wise to the reaction mixture. The reaction was stirred at 50°C . for 15 hours. The reaction mixture was poured into ice (200 g). The organic layer was separated and the remaining aqueous layer was extracted with CH_2Cl_2 (3 \times). The combined organics were dried over

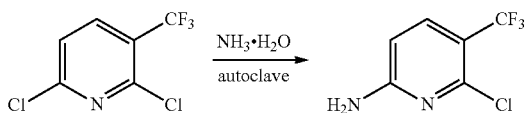
Na₂SO₄. The solvent was evaporated under vacuum to obtain the crude product, which was purified by chromatography (Petroleum Ether/EtOAc 100:1) to provide N-(6-chloro-5-methyl-pyridin-2-yl)-2,2-dimethyl-propionamide (0.5 g, 5%). ¹H NMR (400 MHz, CDCl₃) δ 8.09 (d, J=8.0 Hz, 1H), 7.94 (br s, 1H), 7.55 (d, J=8.4 Hz, 1H), 2.33 (s, 1H), 1.30 (s, 9H).

Step d: 6-Chloro-5-methyl-pyridin-2-ylamine

[0376] To N-(6-chloro-5-methyl-pyridin-2-yl)-2,2-dimethyl-propionamide (4.00 g, 17.7 mmol) was added 6 N HCl (20 mL) at room temperature. The mixture was stirred at 80° C. for 12 hours. The reaction mixture was basified with drop-wise addition of sat. NaHCO₃ to pH 8-9, and then the mixture was extracted with CH₂Cl₂ (3×). The organic phases were dried over Na₂SO₄ and evaporated under vacuum to obtain the 6-chloro-5-methyl-pyridin-2-ylamine (900 mg, 36%). ¹H NMR (400 MHz, CDCl₃) δ 7.28 (d, J=8.0 Hz, 1H), 6.35 (d, J=8.0 Hz, 1H), 4.39 (br s, 2H), 2.22 (s, 3H). MS (ESI) m/z: 143 (M+H⁺).

V. 6-Chloro-5-(trifluoromethyl)pyridine-2-amine

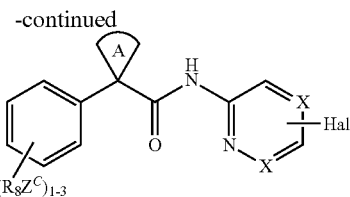
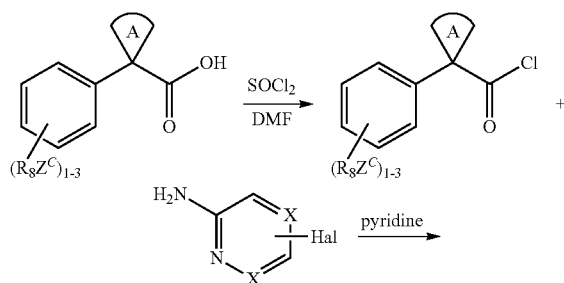
[0377]



[0378] 2,6-Dichloro-3-(trifluoromethyl)pyridine (5.00 g, 23.2 mmol) and 28% aqueous ammonia (150 mL) were placed in a 250 mL autoclave. The mixture was heated at 93° C. for 21 h. The reaction was cooled to rt and extracted with EtOAc (100 mL×3). The combined organic extracts were dried over anhydrous Na₂SO₄ and evaporated under vacuum to give the crude product, which was purified by column chromatography on silica gel (2-20% EtOAc in petroleum ether as eluant) to give 6-chloro-5-(trifluoromethyl)pyridin-2-amine (2.1 g, 46% yield). ¹H NMR (400 MHz, DMSO-d₆) δ 7.69 (d, J=8.4 Hz, 1H), 7.13 (br s, 2H), 6.43 (d, J=8.4 Hz, 1H). MS (ESI) m/z (M+H)⁺ 197.2

General Procedure IV: Coupling Reactions

[0379]

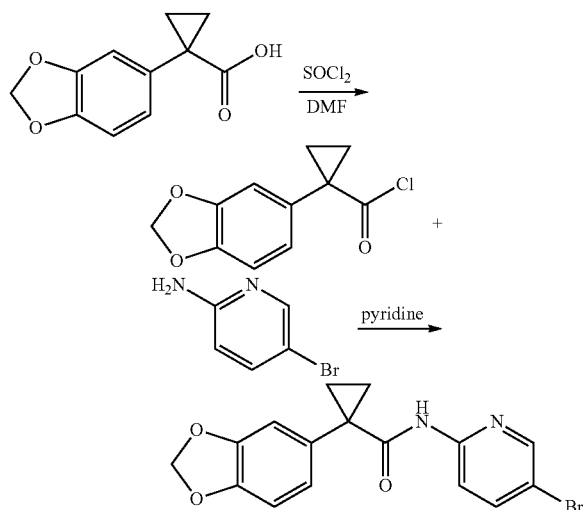


Hal = Cl, Br, I, all other variables. Ring A is the ring formed by R₃ and R'₃. X = C or N

[0380] One equivalent of the appropriate carboxylic acid was placed in an oven-dried flask under nitrogen. Thionyl chloride (3 equivalents) and a catalytic amount of N,N-dimethylformamide was added and the solution was allowed to stir at 60° C. for 30 minutes. The excess thionyl chloride was removed under vacuum and the resulting solid was suspended in a minimum of anhydrous pyridine. This solution was slowly added to a stirred solution of one equivalent of the appropriate aminoheterocycle dissolved in a minimum of anhydrous pyridine. The resulting mixture was allowed to stir for 15 hours at 110° C. The mixture was evaporated to dryness, suspended in dichloromethane, and then extracted three times with 1N NaOH. The organic layer was then dried over sodium sulfate, evaporated to dryness, and then purified by column chromatography.

W. 1-(Benzo[d][1,3]dioxol-5-yl)-N-(5-bromopyridin-2-yl)cyclopropane-carboxamide (B-1)

[0381]

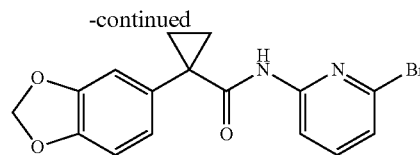
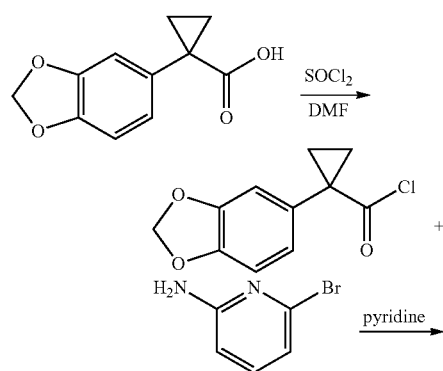


[0382] 1-Benzo[1,3]dioxol-5-yl-cyclopropanecarboxylic acid (2.38 g, 11.5 mmol) was placed in an oven-dried flask under nitrogen. Thionyl chloride (2.5 mL) and N,N-dimethylformamide (0.3 mL) were added and the solution was allowed to stir for 30 minutes at 60° C. The excess thionyl chloride was removed under vacuum and the resulting solid was suspended in 7 mL of anhydrous pyridine. This solution was then slowly added to a solution of 5-bromo-pyridin-2-ylamine (2.00 g, 11.6 mmol) suspended in 10 mL of anhydrous pyridine. The resulting mixture was allowed to stir for 15 hours at 110° C. The mixture was then evaporated to dryness, suspended in 100 mL of dichloromethane, and

washed with three 25 mL portions of 1N NaOH. The organic layer was dried over sodium sulfate, evaporated to near dryness, and then purified by silica gel column chromatography utilizing dichloromethane as the eluent to yield the pure product (3.46 g, 83%) ESI-MS m/z calc. 361.2. found 362.1 ($M+1$)⁺; Retention time 3.40 minutes. ¹H NMR (400 MHz, DMSO- d_6) δ 1.06-1.21 (m, 2H), 1.44-1.51 (m, 2H), 6.07 (s, 2H), 6.93-7.02 (m, 2H), 7.10 (d, $J=1.6$ Hz, 1H), 8.02 (d, $J=1.6$ Hz, 2H), 8.34 (s, 1H), 8.45 (s, 1H).

X. 1-(Benzo[d][1,3]dioxol-6-yl)-N-(6-bromopyridin-2-yl)cyclopropane-carboxamide (B-2)

[0383]



[0384] 1-(Benzo[1,3]dioxol-5-yl)-cyclopropanecarboxylic acid (1.2 g, 5.8 mmol) was placed in an oven-dried flask under nitrogen. Thionyl chloride (2.5 mL) and N,N-dimethylformamide (0.3 mL) were added and the solution was allowed to stir at 60° C. for 30 minutes. The excess thionyl chloride was removed under vacuum and the resulting solid was suspended in 5 mL of anhydrous pyridine. This solution was then slowly added to a solution of 6-bromopyridin-2-amine (1.0 g, 5.8 mmol) suspended in 10 mL of anhydrous pyridine. The resulting mixture was allowed to stir for 15 hours at 110° C. The mixture was then evaporated to dryness, suspended in 50 mL of dichloromethane, and washed with three 20 mL portions of 1N NaOH. The organic layer was dried over sodium sulfate, evaporated to near dryness, and then purified by silica gel column chromatography utilizing dichloromethane containing 2.5% triethylamine as the eluent to yield the pure product. ESI-MS m/z calc. 361.2. found 362.1 ($M+1$)⁺; Retention time 3.43 minutes. ¹H NMR (400 MHz, DMSO- d_6) δ 1.10-1.17 (m, 2H), 1.42-1.55 (m, 2H), 6.06 (s, 2H), 6.92-7.02 (m, 2H), 7.09 (d, $J=1.6$ Hz, 1H), 7.33 (d, $J=7.6$ Hz, 1H), 7.73 (t, $J=8.0$ Hz, 1H), 8.04 (d, $J=8.2$ Hz, 1H), 8.78 (s, 1H).

[0385] The compounds in the following Table 3 were prepared in a manner analogous to that described above:

TABLE 3

Exemplary compounds synthesized according to Preparations W and X.				
Compound	Name	Retention Time (min)	(M + 1) ⁺	¹ H NMR (400 MHz, DMSO- d_6)
B-3	1-(Benzo[d][1,3]dioxol-5-yl)-N-(5-bromo-6-methylpyridin-2-yl)cyclopropanecarboxamide	3.58	375.3	¹ H NMR (400 MHz, DMSO- d_6) δ 8.39 (s, 1H), 7.95 (d, $J=8.7$ Hz, 1H), 7.83 (d, $J=8.8$ Hz, 1H), 7.10 (d, $J=1.6$ Hz, 1H), 7.01-6.94 (m, 2H), 6.06 (s, 2H), 2.41 (s, 3H), 1.48-1.46 (m, 2H), 1.14-1.10 (m, 2H)
B-4	1-(Benzo[d][1,3]dioxol-5-yl)-N-(6-chloro-5-methylpyridin-2-yl)cyclopropanecarboxamide	2.90	331.0	¹ H NMR (400 MHz, DMSO- d_6) δ 8.64 (s, 1H), 7.94-7.91 (m, 1H), 7.79-7.77 (m, 1H), 7.09 (m, 1H), 7.00-6.88 (m, 2H), 6.06 (s, 2H), 2.25 (s, 3H), 1.47-1.44 (m, 2H), 1.13-1.10 (m, 2H)
B-5	1-(Benzo[d][1,3]dioxol-5-yl)-N-(5-bromo-4-methylpyridin-2-yl)cyclopropanecarboxamide	3.85	375.1	¹ H NMR (400 MHz, DMSO- d_6) δ 8.36 (s, 1H), 8.30 (s, 1H), 8.05 (s, 1H), 7.09 (d, $J=1.6$ Hz, 1H), 7.01-6.95 (m, 2H), 6.07 (s, 2H), 2.35 (s, 3H),

TABLE 3-continued

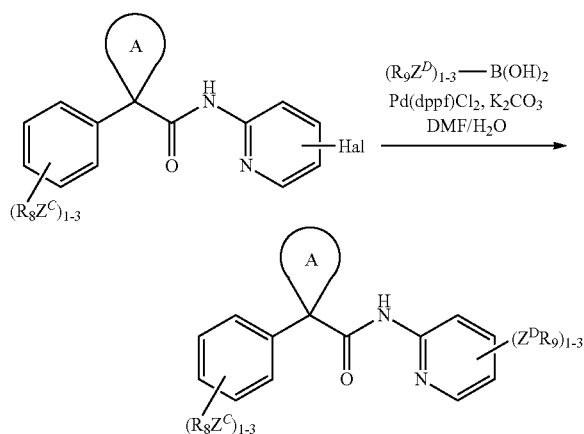
Exemplary compounds synthesized according to Preparations W and X.			
Compound	Name	Retention Time (min)	(M + 1) ⁺ ¹ H NMR (400 MHz, DMSO-d ₆)
B-6	1-(Benzo[d][1,3]dioxol-5-yl)-N-(5-bromo-3,4-dimethylpyridin-2-yl)cyclopropanecarboxamide	3.25	389.3 ¹ H NMR (400 MHz, DMSO-d ₆) δ 1.49-1.45 (m, 2H), 1.16-1.13 (m, 2H), 8.82 (s, 1H), 8.35 (s, 1H), 7.01 (m, 1H), 6.96-6.89 (m, 2H), 6.02 (s, 2H), 2.35 (s, 3H), 2.05 (s, 3H), 1.40-1.38 (m, 2H), 1.08-1.05 (m, 2H)
B-7	1-(Benzo[d][1,3]dioxol-5-yl)-N-(5-bromo-3-methylpyridin-2-yl)cyclopropanecarboxamide	2.91	375.1
B-8	1-(Benzo[d][1,3]dioxol-5-yl)-N-(6-chloropyridazin-3-yl)cyclopropanecarboxamide	2.88	318.3 ¹ H NMR (400 MHz, DMSO-d ₆) δ 1.15-1.19 (m, 2H), 1.48-1.52 (m, 2H), 6.05 (s, 2H), 6.93-7.01 (m, 2H), 7.09 (d, J = 1.7 Hz, 1H), 7.88 (d, J = 9.4 Hz, 1H), 8.31 (d, J = 9.4 Hz, 1H), 9.46 (s, 1H)
B-9	1-(Benzo[d][1,3]dioxol-5-yl)-N-(5-bromopyrazin-2-yl)cyclopropanecarboxamide	3.20	318.3 ¹ H NMR (400 MHz, DMSO-d ₆) δ 1.13-1.18 (m, 2H), 1.47-1.51 (m, 2H), 6.04 (s, 2H), 6.90-6.99 (m, 2H), 7.06 (d, J = 1.6 Hz, 1H), 8.47 (s, 1H), 9.21 (s, 1H), 9.45 (s, 1H)
B-10	1-(Benzo[d][1,3]dioxol-5-yl)-N-(6-chloropyrazin-2-yl)cyclopropanecarboxamide	3.45	362.1 ¹ H NMR (400 MHz, DMSO-d ₆) δ 1.12-1.23 (m, 2H), 1.41-1.58 (m, 2H), 6.04 (s, 2H), 6.90-7.00 (m, 2H), 7.07 (d, J = 1.6 Hz, 1H), 8.55 (s, 1H), 8.99-9.21 (m, 2H)
B-11	N-(6-bromopyridin-2-yl)-1-(2,2-difluorobenzo[d][1,3]dioxol-5-yl)cyclopropanecarboxamide	2.12	397.3 ¹ H NMR (400 MHz, DMSO-d ₆) δ 9.46 (s, 1H), 8.01-7.99 (m, 1H), 7.75-7.71 (m, 1H), 7.54 (m, 1H), 7.41-7.39 (m, 1H), 7.36-7.30 (m, 2H), 1.52-1.49 (m, 2H), 1.20-1.17 (m, 2H)
B-12	N-(6-chloro-5-methylpyridin-2-yl)-1-(2,2-difluorobenzo[d][1,3]dioxol-5-yl)cyclopropanecarboxamide	2.18	367.1 ¹ H NMR (400 MHz, DMSO-d ₆) δ 9.30 (s, 1H), 7.89-7.87 (m, 1H), 7.78-7.76 (m, 1H), 7.53 (m, 1H), 7.41-7.39 (m, 1H), 7.33-7.30 (m, 1H), 2.26 (s, 3H), 1.51-1.49 (m, 2H), 1.18-1.16 (m, 2H)
B-13	N-(6-chloro-5-(trifluoromethyl)pyridin-2-yl)-1-(2,2-	1.98	421.1 ¹ H NMR (400 MHz, DMSO-d ₆) δ 10.09 (s, 1H),

TABLE 3-continued

Exemplary compounds synthesized according to Preparations W and X.		
Compound	Name	Retention Time (min) (M + 1) ⁺ ¹ H NMR (400 MHz, DMSO-d ₆)
	difluorobenzo[d][1,3]dioxol-5-yl)cyclopropanecarboxamide	8.29 (m, 1H), 8.16 (m, 1H), 7.53 (m, 1H), 7.41-7.38 (m, 1H), 7.34-7.29 (m, 1H), 1.56-1.53 (m, 2H), 1.24-1.22 (m, 2H)

General Procedure V: Compounds of Formula I

[0386]

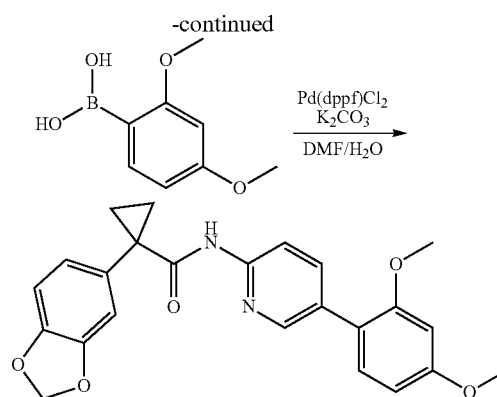
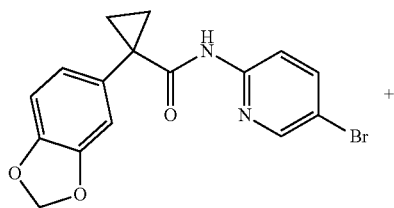


Hal = Cl, Br, I. Ring A is the ring formed by R₃ and R'₃.

[0387] The appropriate aryl halide (1 equivalent) was dissolved in 1 mL of N,N-dimethylformamide (DMF) in a reaction tube. The appropriate boronic acid (1.3 equivalents), 0.1 mL of an aqueous 2 M potassium carbonate solution (2 equivalents), and a catalytic amount of Pd(dppf)Cl₂ (0.09 equivalents) were added and the reaction mixture was heated at 80° C. for three hours or at 150° C. for 5 min in the microwave. The resulting material was cooled to room temperature, filtered, and purified by reverse-phase preparative liquid chromatography.

Y. 1-Benzo[1,3]dioxol-5-yl-cyclopropanecarboxylic acid [5-(2,4-dimethoxy-phenyl)-pyridin-2-yl]-amide

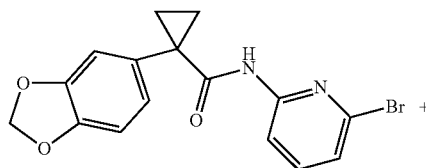
[0388]

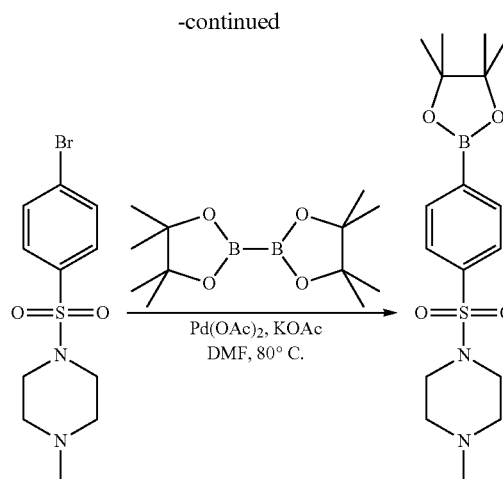
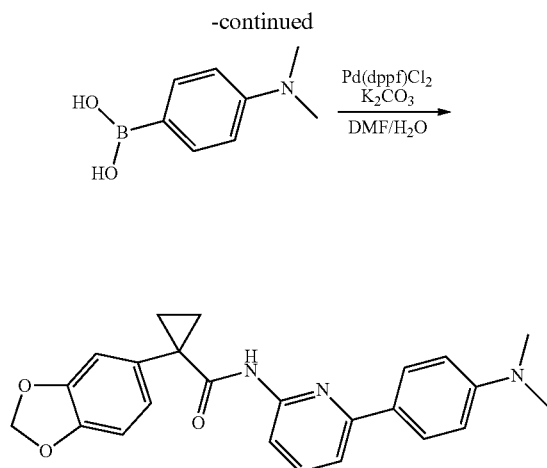


[0389] 1-Benzo[1,3]dioxol-5-yl-cyclopropanecarboxylic acid [5-(2,4-dimethoxy-phenyl)-pyridin-2-yl]-amide (36.1 mg, 0.10 mmol) was dissolved in 1 mL of N,N-dimethylformamide in a reaction tube. 2,4-Dimethoxybenzeneboronic acid (24 mg, 0.13 mmol), 0.1 mL of an aqueous 2 M potassium carbonate solution, and a catalytic amount of Pd(dppf)Cl₂ (6.6 mg, 0.0090 mmol) were added and the reaction mixture was heated at 80° C. for three hours. The resulting material was cooled to room temperature, filtered, and purified by reverse-phase preparative liquid chromatography to yield the pure product as a trifluoroacetic acid salt. ESI-MS m/z calc. 418.2. found 419.0 (M+1)⁺. Retention time 3.18 minutes. ¹H NMR (400 MHz, CD₃CN) δ 1.25-1.29 (m, 2H), 1.63-1.67 (m, 2H), 3.83 (s, 3H), 3.86 (s, 3H), 6.04 (s, 2H), 6.64-6.68 (m, 2H), 6.92 (d, J=8.4 Hz, 1H), 7.03-7.06 (m, 2H), 7.30 (d, J=8.3 Hz, 1H), 7.96 (d, J=8.9 Hz, 1H), 8.14 (dd, J=8.9, 2.3 Hz, 1H), 8.38 (d, J=2.2 Hz, 1H), 8.65 (s, 1H).

Z. 1-Benzo[1,3]dioxol-5-yl-cyclopropanecarboxylic acid [6-(4-dimethylamino-phenyl)-pyridin-2-yl]-amide

[0390]



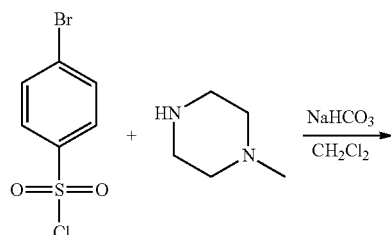


[0391] 1-Benzo[1.3]dioxol-5-yl-cyclopropanecarboxylic acid (6-bromo-pyridin-2-yl)-amide (36 mg, 0.10 mmol) was dissolved in 1 mL of N,N-dimethylformamide in a reaction tube. 4-(Dimethylamino)phenylboronic acid (21 mg, 0.13 mmol), 0.1 mL of an aqueous 2 M potassium carbonate solution, and $\text{Pd}(\text{dppf})\text{Cl}_2$ (6.6 mg, 0.0090 mmol) were added and the reaction mixture was heated at 80° C. for three hours. The resulting material was cooled to room temperature, filtered, and purified by reverse-phase preparative liquid chromatography to yield the pure product as a trifluoroacetic acid salt. ESI-MS m/z calc. 401.2. found 402.5 ($M+1$)⁺. Retention time 2.96 minutes. ¹H NMR (400 MHz, CD_3CN) δ 1.23-1.27 (m, 2H), 1.62-1.66 (m, 2H), 3.04 (s, 6H), 6.06 (s, 2H), 6.88-6.90 (m, 2H), 6.93-6.96 (m, 1H), 7.05-7.07 (m, 2H), 7.53-7.56 (m, 1H), 7.77-7.81 (m, 3H), 7.84-7.89 (m, 1H), 8.34 (s, 1H).

[0392] The following schemes were utilized to prepare additional boronic esters which were not commercially available:

AA. 1-Methyl-4-[4-(4,4,5,5-tetramethyl-1,3,2-dioxaborolan-2-yl)phenyl]-sulfonylpiperazine

[0393]



Step a:
1-(4-Bromophenylsulfonyl)-4-methylpiperazine

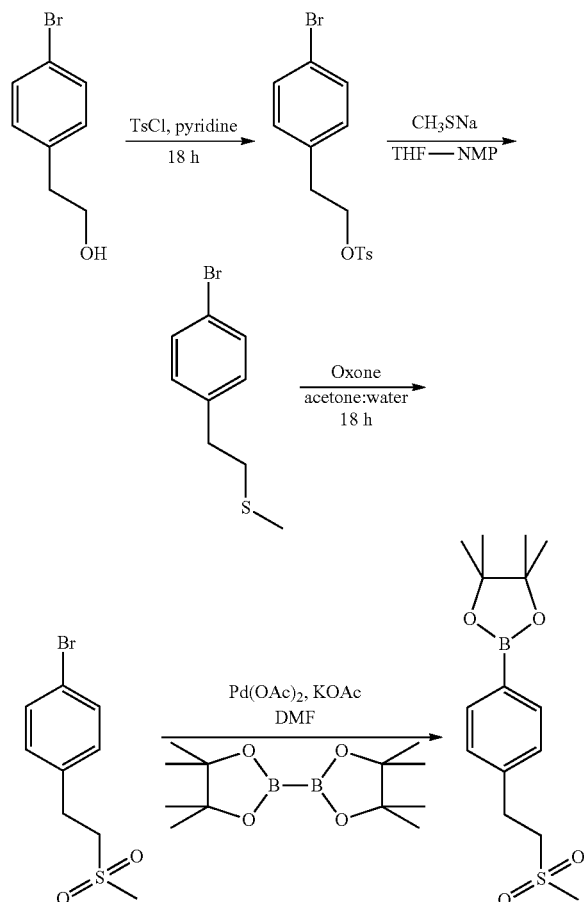
[0394] A solution of 4-bromobenzene-1-sulfonyl chloride (256 mg, 1.00 mmol) in 1 mL of dichloromethane was slowly added to a vial (40 mL) containing 5 mL of a saturated aqueous solution of sodium bicarbonate, dichloromethane (5 mL) and 1-methylpiperazine (100 mg, 1.00 mmol). The reaction was stirred at room temperature overnight. The phases were separated and the organic layer was dried over magnesium sulfate. Evaporation of the solvent under reduced pressure provided the required product, which was used in the next step without further purification. ESI-MS m/z calc. 318.0. found 318.9 ($M+1$)⁺. Retention time of 1.30 minutes. ¹H NMR (300 MHz, CDCl_3) δ 7.65 (d, $J=8.7$ Hz, 2H), 7.58 (d, $J=8.7$ Hz, 2H), 3.03 (t, $J=4.2$ Hz, 4H), 2.48 (t, $J=4.2$ Hz, 4H), 2.26 (s, 3H).

Step b: 1-Methyl-4-[4-(4,4,5,5-tetramethyl-1,3,2-dioxaborolan-2-yl)phenyl]sulfonylpiperazine

[0395] A 50 mL round bottom flask was charged with 1-(4-bromophenyl-sulfonyl)-4-methylpiperazine (110 mg, 0.350 mmol), bis-(pinacolato)-diboron (93 mg, 0.37 mmol), palladium acetate (6 mg, 0.02 mmol), and potassium acetate (103 mg, 1.05 mmol) in N,N-dimethylformamide (6 mL). The mixture was degassed by gently bubbling argon through the solution for 30 minutes at room temperature. The mixture was then heated at 80° C. under argon until the reaction was complete (4 hours). The desired product, 1-methyl-4-[4-(4,4,5,5-tetramethyl-1,3,2-dioxaborolan-2-yl)phenyl]-sulfonyl-piperazine, and the bi-aryl product, 4-(4-methylpiperazin-1-ylsulfonyl)-phenyl-phenylsulfonyl-4-methylpiperazine, were obtained in a ratio of 1:2 as indicated by LC/MS analysis. The mixture was used without further purification.

BB. 4,4,5,5-Tetramethyl-2-(4-(2-(methylsulfonyl)ethyl)phenyl)-1,3,2-dioxaborolane

[0396]



Step a:

4-Bromophenethyl-4-methylbenzenesulfonate

[0397] To a 50 mL round-bottom flask was added p-bromophenethyl alcohol (1.0 g, 4.9 mmol), followed by the addition of pyridine (15 mL). To this clear solution was added, under argon, p-toluenesulfonyl chloride (TsCl) (1.4 g, 7.5 mmol) as a solid. The reaction mixture was purged with Argon and stirred at room temperature for 18 hours. The crude mixture was treated with 1N HCl (20 mL) and extracted with ethyl acetate (5×25 mL). The organic fractions were dried over Na₂SO₄, filtered, and concentrated to yield 4-bromophenethyl-4-methylbenzenesulfonate (0.60 g, 35%) as a yellowish liquid. ¹H-NMR (Acetone-d₆, 300 MHz) δ 7.64 (d, J=8.4 Hz, 2H), 7.40-7.37 (d, J=8.7 Hz, 4H), 7.09 (d, J=8.5 Hz, 2H), 4.25 (t, J=6.9 Hz, 2H), 2.92 (t, J=6.3 Hz, 2H), 2.45 (s, 3H).

Step b: (4-Bromophenethyl)methyl sulfane

[0398] To a 20 mL round-bottom flask were added 4-bromophenethyl 4-methylbenzenesulfonate (0.354 g, 0.996 mmol) and CH₃SNa (0.10 g, 1.5 mmol), followed by the addition of THF (1.5 mL) and N-methyl-2-pyrrolidinone

(1.0 mL). The mixture was stirred at room temperature for 48 hours, and then treated with a saturated aqueous solution of sodium bicarbonate (10 mL). The mixture was extracted with ethyl acetate (4×10 mL), dried over Na₂SO₄, filtered, and concentrated to yield (4-bromophenethyl)(methyl)sulfane (0.30 g crude) as a yellowish oil. ¹H-NMR (CDCl₃, 300 MHz) δ 7.40 (d, J=8.4 Hz, 2H), 7.06 (d, J=8.4 Hz, 2H), 2.89-2.81 (m, 2H), 2.74-2.69 (m, 2H), 2.10 (s, 3H).

Step c: 1-Bromo-4-(2-methylsulfonyl)-ethylbenzene

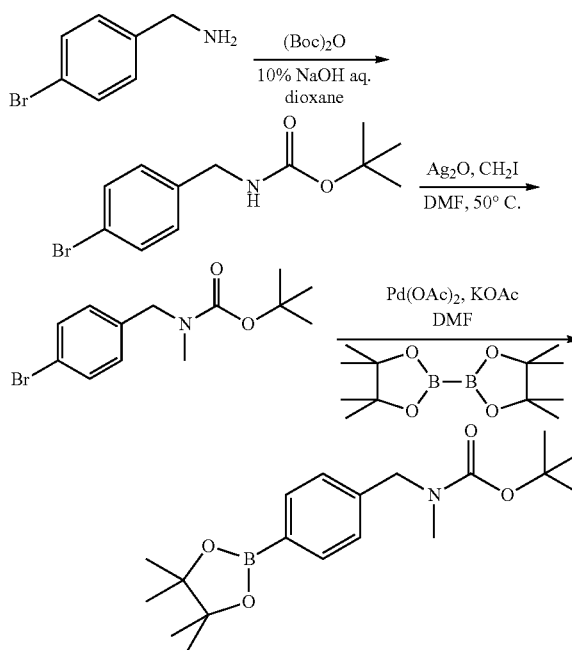
[0399] To a 20 mL round-bottom flask were added (4-bromophenethyl)(methyl)sulfane (0.311 g, 1.34 mmol) and Oxone (3.1 g, 0.020 mol), followed by the addition of a 1:1 mixture of acetone/water (10 mL). The mixture was vigorously stirred at room temperature for 20 hours, before being concentrated. The aqueous mixture was extracted with ethyl acetate (3×15 mL) and dichloromethane (3×10 mL). The organic fractions were combined, dried with Na₂SO₄, filtered, and concentrated to yield a white semisolid. Purification of the crude material by flash chromatography yielded 1-bromo-4-(2-methylsulfonyl)-ethylbenzene (0.283 g, 80%). ¹H-NMR (DMSO-d₆, 300 MHz) δ 7.49 (d, J=8.4 Hz, 2H), 7.25 (d, J=8.7 Hz, 2H), 3.43 (m, 2H), 2.99 (m, 2H), 2.97 (s, 3H).

Step d: 4,4,5,5-Tetramethyl-2-(4-(2-(methylsulfonyl)ethyl)-phenyl)-1,3,2-dioxaborolane

[0400] 4,4,5,5-Tetramethyl-2-(4-(2-(methylsulfonyl)ethyl)phenyl)-1,3,2-dioxaborolane was prepared in the same manner as described above for 1-methyl-4-[4-(4,4,5,5-tetramethyl-1,3,2-dioxaborolan-2-yl)phenyl]sulfonyl-piperazine, Preparation AA.

CC. tert-Butyl methyl(4-(4,4,5,5-tetramethyl-1,3,2-dioxaborolan-2-yl)benzyl)carbamate

[0401]



Step a: tert-Butyl-4-bromobenzylcarbamate

[0402] Commercially available p-bromobenzylamine hydrochloride (1 g, 4 mmol) was treated with 10% aq. NaOH (5 mL). To the clear solution was added (Boc)₂O (1.1 g, 4.9 mmol) dissolved in dioxane (10 mL). The mixture was vigorously stirred at room temperature for 18 hours. The resulting residue was concentrated, suspended in water (20 mL), extracted with ethyl acetate (4×20 mL), dried over Na₂SO₄, filtered, and concentrated to yield tert-butyl-4-bromobenzylcarbamate (1.23 g, 96%) as a white solid. ¹H NMR (300 MHz, DMSO-d₆) δ 7.48 (d, J=8.4 Hz, 2H), 7.40 (t, J=6 Hz, 1H), 7.17 (d, J=8.4 Hz, 2H), 4.07 (d, J=6.3 Hz, 2H), 1.38 (s, 9H).

Step b: tert-Butyl-4-bromobenzyl(methyl)carbamate

[0403] In a 60-mL vial, tert-butyl-4-bromobenzylcarbamate (1.25 g, 4.37 mmol) was dissolved in DMF (12 mL). To this solution was added Ag₂O (4.0 g, 17 mmol) followed by the addition of CH₃I (0.68 mL, 11 mmol). The mixture was stirred at 50° C. for 18 hours. The reaction mixture was filtered through a bed of celite and the celite was washed with methanol (2×20 mL) and dichloromethane (2×20 mL). The filtrate was concentrated to remove most of the DMF. The residue was treated with water (50 mL) and a white emulsion formed. This mixture was extracted with ethyl acetate (4×25 mL), dried over Na₂SO₄, and the solvent was evaporated to yield tert-butyl-4-bromobenzyl(methyl)carbamate (1.3 g, 98%) as a yellow oil. ¹H NMR (300 MHz, DMSO-d₆) δ 7.53 (d, J=8.1 Hz, 2H), 7.15 (d, J=8.4 Hz, 2H), 4.32 (s, 2H), 2.74 (s, 3H), 1.38 (s, 9H).

Step c: tert-Butyl 4-(4,4,5,5-tetramethyl-1,3,2-dioxaborolan-2-yl)benzylmethylcarbamate

[0404] The coupling reaction was achieved in the same manner as described above for 1-methyl-4-[4-(4,4,5,5-tetramethyl-1,3,2-dioxaborolan-2-yl)phenyl]sulfonylethylamine. Preparation AA. The Boc protecting group was removed after the coupling reaction by treating the crude reaction mixture with 0.5 mL of 1N HCl in diethyl ether for 18 hours before purification by HPLC.

[0405] Additional examples of the invention were prepared following the above procedure with non-substantial changes but using aryl boronic acids given in Table 4.

TABLE 4

Additional exemplary compounds of formula I.		
Compound No.	Amine	Boronic Acid
1	B-2	[2-(dimethylaminomethyl)phenyl]boronic acid
2	B-2	[4-(1-piperidyl)phenyl]boronic acid
3	B-2	(3,4-dichlorophenyl)boronic acid
4	B-2	(4-morpholinomethylphenyl)boronic acid
5	B-2	(3-chloro-4-methoxy-phenyl)boronic acid
6	B-2	(6-methoxy-3-pyridyl)boronic acid
7	B-2	(4-dimethylaminophenyl)boronic acid
8	B-2	(4-morpholinophenyl)boronic acid
9	B-2	[4-(acetylaminomethyl)phenyl]boronic acid
10	B-2	(2-hydroxyphenyl)boronic acid
11	B-1	2-dihydroxyboranylbenzoic acid
12	B-1	(6-methoxy-3-pyridyl)boronic acid
14	B-2	(2,4-dimethylphenyl)boronic acid
15	B-2	[3-(hydroxymethyl)phenyl]boronic acid

TABLE 4-continued

Additional exemplary compounds of formula I.		
Compound No.	Amine	Boronic Acid
16	B-2	3-dihydroxyboranylbenzoic acid
17	B-2	(3-ethoxyphenyl)boronic acid
18	B-2	(3,4-dimethylphenyl)boronic acid
19	B-1	[4-(hydroxymethyl)phenyl]boronic acid
20	B-1	3-pyridylboronic acid
21	B-2	(4-ethylphenyl)boronic acid
23	B-2	4,4,5,5-tetramethyl-2-(4-(2-(methylsulfonyl)ethyl)phenyl)-1,3,2-dioxaborolane
24	B-1	benzo[1,3]dioxol-5-ylboronic acid
25	B-2	(3-chlorophenyl)boronic acid
26	B-2	(3-methylsulfonylaminophenyl)boronic acid
27	B-2	(3,5-dichlorophenyl)boronic acid
28	B-2	(3-methoxyphenyl)boronic acid
29	B-1	(3-hydroxyphenyl)boronic acid
31	B-2	phenylboronic acid
32	B-2	(2,5-difluorophenyl)boronic acid
33	B-8	phenylboronic acid
36	B-2	(2-methylsulfonylaminophenyl)boronic acid
37	B-1	1H-indol-5-ylboronic acid
38	B-2	2,2,2-trifluoro-N-(4-(4,4,5,5-tetramethyl-1,3,2-dioxaborolan-2-yl)benzyl)acetamide
39	B-2	(2-chlorophenyl)boronic acid
40	B-1	m-tolylboronic acid
41	B-2	(2,4-dimethoxy-pyrimidin-5-yl)boronic acid
42	B-2	(4-methoxycarbonylphenyl)boronic acid
43	B-2	tert-butyl 4-(4,4,5,5-tetramethyl-1,3,2-dioxaborolan-2-yl)benzylmethylcarbamate ^(a)
44	B-2	(4-ethoxyphenyl)boronic acid
45	B-2	(3-methylsulfonylphenyl)boronic acid
46	B-2	(4-fluoro-3-methyl-phenyl)boronic acid
47	B-2	(4-cyanophenyl)boronic acid
48	B-1	(2,5-dimethoxyphenyl)boronic acid
49	B-1	(4-methylsulfonylphenyl)boronic acid
50	B-1	cyclopent-1-enylboronic acid
51	B-2	o-tolylboronic acid
52	B-1	(2,6-dimethylphenyl)boronic acid
53	B-8	2-chlorophenylboronic acid
54	B-2	(2,5-dimethoxyphenyl)boronic acid
55	B-2	(2-fluoro-3-methoxy-phenyl)boronic acid
56	B-2	(2-methoxyphenyl)boronic acid
57	B-9	phenylboronic acid
58	B-2	(4-isopropoxyphenyl)boronic acid
59	B-2	(4-carbamoylphenyl)boronic acid
60	B-2	(3,5-dimethylphenyl)boronic acid
61	B-2	(4-isobutylphenyl)boronic acid
62	B-1	(4-cyanophenyl)boronic acid
63	B-10	phenylboronic acid
64	B-2	N-ethyl-4-(4,4,5,5-tetramethyl-1,3,2-dioxaborolan-2-yl)-benzenesulfonamide
65	B-1	2,3-dihydrobenzofuran-5-ylboronic acid
66	B-2	(4-chlorophenyl)boronic acid
67	B-2	(4-chloro-3-methyl-phenyl)boronic acid
68	B-2	(2-fluorophenyl)boronic acid
69	B-2	benzo[1,3]dioxol-5-ylboronic acid
70	B-2	(4-morpholinocarbonylphenyl)boronic acid
71	B-1	cyclohex-1-enylboronic acid
72	B-2	(3,4,5-trimethoxyphenyl)boronic acid
73	B-2	[4-(dimethylaminomethyl)phenyl]boronic acid
74	B-2	m-tolylboronic acid
77	B-2	(3-cyanophenyl)boronic acid
78	B-2	[3-(tert-butoxycarbonylaminomethyl)phenyl]boronic acid ^(a)
79	B-2	(4-methylsulfonylphenyl)boronic acid
80	B-1	p-tolylboronic acid
81	B-2	(2,4-dimethoxyphenyl)boronic acid
82	B-2	(2-methoxycarbonylphenyl)boronic acid
83	B-2	(2,4-difluorophenyl)boronic acid
84	B-2	(4-isopropylphenyl)boronic acid
85	B-2	[4-(2-dimethylaminoethylcarbamoyl)phenyl]boronic acid
86	B-1	(2,4-dimethoxyphenyl)boronic acid

TABLE 4-continued

Additional exemplary compounds of formula I.		
Com- pound No.	Amine	Boronic Acid
87	B-1	benzofuran-2-ylboronic acid
88	B-2	2,3-dihydrobenzofuran-5-ylboronic acid
89	B-2	(3-fluoro-4-methoxy-phenyl)boronic acid
91	B-1	(3-cyanophenyl)boronic acid
92	B-1	(4-dimethylaminophenyl)boronic acid
93	B-2	(2,6-dimethoxyphenyl)boronic acid
94	B-2	(2-methoxy-5-methyl-phenyl)boronic acid
95	B-2	(3-acetylaminophenyl)boronic acid
96	B-1	(2,4-dimethoxypyrimidin-5-yl)boronic acid
97	B-2	(5-fluoro-2-methoxy-phenyl)boronic acid
98	B-1	[3-(hydroxymethyl)phenyl]boronic acid
99	B-1	(2-methoxyphenyl)boronic acid
100	B-2	(2,4,6-trimethylphenyl)boronic acid
101	B-2	[4-(dimethylcarbamoyl)phenyl]boronic acid
102	B-2	[4-(tert-butoxycarbonylaminoethyl)phenyl]boronic acid ^(a)
104	B-1	(2-chlorophenyl)boronic acid
105	B-1	(3-acetylaminophenyl)boronic acid
106	B-2	(2-ethoxyphenyl)boronic acid
107	B-2	3-furylboronic acid
108	B-2	[2-(hydroxymethyl)phenyl]boronic acid
110	B-9	2-chlorophenylboronic acid
111	B-2	(2-fluoro-6-methoxy-phenyl)boronic acid
112	B-2	(2-ethoxy-5-methyl-phenyl)boronic acid
113	B-2	1H-indol-5-ylboronic acid
114	B-1	(3-chloro-4-pyridyl)boronic acid
115	B-2	cyclohex-1-enylboronic acid
116	B-1	o-tolylboronic acid
119	B-2	(2-aminophenyl)boronic acid
120	B-2	(4-methoxy-3,5-dimethyl-phenyl)boronic acid
121	B-2	(4-methoxyphenyl)boronic acid
122	B-2	(2-propoxyphenyl)boronic acid
123	B-2	(2-isopropoxyphenyl)boronic acid
124	B-2	(2,3-dichlorophenyl)boronic acid
126	B-2	(2,3-dimethylphenyl)boronic acid
127	B-2	(4-fluorophenyl)boronic acid
128	B-1	(3-methoxyphenyl)boronic acid
129	B-2	(4-chloro-2-methyl-phenyl)boronic acid
130	B-1	(2,6-dimethoxyphenyl)boronic acid
131	B-2	(5-isopropyl-2-methoxy-phenyl)boronic acid
132	B-2	(3-isopropoxyphenyl)boronic acid
134	B-2	4-dihydroxyboranylbenzoic acid
135	B-2	(4-dimethylamino-2-methoxy-phenyl)boronic acid
136	B-2	(4-methylsulfonylphenyl)boronic acid
137	B-2	[4-(methylcarbamoyl)phenyl]boronic acid
138	B-1	8-quinolylboronic acid
139	B-2	cyclopent-1-enylboronic acid
140	B-2	p-tolylboronic acid
142	B-8	2-methoxyphenylboronic acid
143	B-2	(2,5-dimethylphenyl)boronic acid
144	B-1	(3,4-dimethoxyphenyl)boronic acid
145	B-1	(3-chlorophenyl)boronic acid
146	B-2	[4-(morpholinomethyl)phenyl]boronic acid
147	B-10	4-(dimethylamino)phenylboronic acid
148	B-2	[4-(methylsulfonyl)phenyl]boronic acid
149	B-1	4-dihydroxyboranylbenzoic acid
150	B-1	phenylboronic acid
151	B-2	(2,3-difluorophenyl)boronic acid
152	B-1	(4-chlorophenyl)boronic acid
153	B-9	2-methoxyphenylboronic acid
154	B-2	3-dihydroxyboranylbenzoic acid
155	B-10	2-methoxyphenylboronic acid
157	B-2	(3-chloro-4-fluoro-phenyl)boronic acid
158	B-2	(2,3-dimethoxyphenyl)boronic acid
159	B-2	[4-(tert-butoxycarbonylaminoethyl)phenyl]boronic acid
160	B-2	(4-sulfamoylphenyl)boronic acid
161	B-2	(3,4-dimethoxyphenyl)boronic acid
162	B-2	[4-(methylsulfonylaminoethyl)phenyl]boronic acid
166	B-1	4-(N,N-dimethylsulfamoyl)phenylboronic acid
167	B-6	2-isopropylphenylboronic acid

TABLE 4-continued

Additional exemplary compounds of formula I.		
Com- pound No.	Amine	Boronic Acid
171	B-6	4-(methylcarbamoyl)phenylboronic acid
173	B-2	3-fluorophenylboronic acid
174	B-6	3-(N,N-dimethylsulfamoyl)phenylboronic acid
179	B-6	4-(N-methylsulfamoyl)phenylboronic acid
181	B-1	3-((tert-butoxycarbonylamino)methyl)phenylboronic acid
185	B-3	3-methoxyphenylboronic acid
186	B-6	2-chlorophenylboronic acid
187	B-7	3-(dimethylcarbamoyl)phenylboronic acid
188	B-6	3-(hydroxymethyl)phenylboronic acid
189	B-1	3-(N,N-dimethylsulfamoyl)phenylboronic acid
190	B-1	4-sulfamoylphenylboronic acid
191	B-1	2-isopropylphenylboronic acid
193	B-5	3-sulfamoylphenylboronic acid
194	B-3	4-isopropylphenylboronic acid
195	B-3	3-(N,N-dimethylsulfamoyl)phenylboronic acid
196	B-7	4-(methylcarbamoyl)phenylboronic acid
198	B-3	3-(dimethylcarbamoyl)phenylboronic acid
204	B-5	3-(dimethylcarbamoyl)phenylboronic acid
206	B-3	4-chlorophenylboronic acid
207	B-1	4-(N-methylsulfamoyl)phenylboronic acid
209	B-1	3-(methylcarbamoyl)phenylboronic acid
210	B-3	4-sulfamoylphenylboronic acid
213	B-5	3-isopropylphenylboronic acid
215	B-7	4-methoxyphenylboronic acid
216	B-6	3-chlorophenylboronic acid
217	B-7	m-tolylboronic acid
219	B-5	4-(hydroxymethyl)phenylboronic acid
222	B-6	m-tolylboronic acid
224	B-5	2-chlorophenylboronic acid
225	B-1	3-isopropylphenylboronic acid
227	B-6	4-(hydroxymethyl)phenylboronic acid
229	B-7	3-chlorophenylboronic acid
230	B-6	o-tolylboronic acid
231	B-1	2-(hydroxymethyl)phenylboronic acid
235	B-3	3-isopropylphenylboronic acid
238	B-5	3-carbamoylphenylboronic acid
241	B-2	4-(N,N-dimethylsulfamoyl)phenylboronic acid
243	B-7	2-methoxyphenylboronic acid
247	B-6	3-(dimethylcarbamoyl)phenylboronic acid
251	B-3	3-sulfamoylphenylboronic acid
252	B-1	4-methoxyphenylboronic acid
254	B-3	4-(N-methylsulfamoyl)phenylboronic acid
255	B-1	4-((tert-butoxycarbonylamino)methyl)phenylboronic acid
257	B-5	4-chlorophenylboronic acid
258	B-3	3-(methylcarbamoyl)phenylboronic acid
260	B-3	2-(hydroxymethyl)phenylboronic acid
263	B-4	4-(hydroxymethyl)phenylboronic acid
264	B-7	4-chlorophenylboronic acid
265	B-6	4-carbamoylphenylboronic acid
266	B-5	3-methoxyphenylboronic acid
269	B-7	phenylboronic acid
272	B-3	4-methoxyphenylboronic acid
274	B-6	2-(hydroxymethyl)phenylboronic acid
277	B-3	4-(hydroxymethyl)phenylboronic acid
278	B-3	3-(methylcarbamoyl)phenylboronic acid
280	B-3	4-(N,N-dimethylsulfamoyl)phenylboronic acid
283	B-3	4-carbamoylphenylboronic acid
286	B-1	4-(methylcarbamoyl)phenylboronic acid
287	B-2	4-(trifluoromethoxy)phenylboronic acid
288	B-5	4-(N-methylsulfamoyl)phenylboronic acid
289	B-3	phenylboronic acid
290	B-6	4-isopropylphenylboronic acid
291	B-3	3-(hydroxymethyl)phenylboronic acid
293	B-6	3-methoxyphenylboronic acid
294	B-7	2-(hydroxymethyl)phenylboronic acid
295	B-3	3-carbamoylphenylboronic acid
296	B-5	m-tolylboronic acid
297	B-1	4-(dimethylcarbamoyl)phenylboronic acid
298	B-3	2-methoxyphenylboronic acid

TABLE 4-continued

Additional exemplary compounds of formula I.		
Com- pound No.	Amine	Boronic Acid
299	B-7	p-tolylboronic acid
300	B-3	o-tolylboronic acid
301	B-5	2-(hydroxymethyl)phenylboronic acid
303	B-6	2-methoxyphenylboronic acid
305	B-6	3-isopropylphenylboronic acid
308	B-7	4-isopropylphenylboronic acid
309	B-3	4-(dimethylcarbamoyl)phenylboronic acid
310	B-5	4-(methylcarbamoyl)phenylboronic acid
313	B-7	o-tolylboronic acid
314	B-7	3-(methylcarbamoyl)phenylboronic acid
315	B-3	p-tolylboronic acid
320	B-1	3-(dimethylcarbamoyl)phenylboronic acid
321	B-5	4-sulfamoylphenylboronic acid
322	B-6	phenylboronic acid
323	B-5	o-tolylboronic acid
324	B-3	4-((tert-butoxycarbonylamino)methyl)phenylboronic acid ^(a)
326	B-5	4-(dimethylcarbamoyl)phenylboronic acid
327	B-5	2-methoxyphenylboronic acid
328	B-1	4-isopropylphenylboronic acid
329	B-5	2-isopropylphenylboronic acid
331	B-3	m-tolylboronic acid
333	B-6	4-methoxyphenylboronic acid
334	B-5	4-methoxyphenylboronic acid
337	B-6	p-tolylboronic acid
343	B-5	4-(N,N-dimethylsulfamoyl)phenylboronic acid
346	B-3	2-isopropylphenylboronic acid
348	B-6	4-((tert-butoxycarbonylamino)methyl)phenylboronic acid ^(a)
349	B-1	3-sulfamoylphenylboronic acid
350	B-3	3-((tert-butoxycarbonylamino)methyl)phenylboronic acid ^(a)
351	B-5	phenylboronic acid
352	B-7	2-isopropylphenylboronic acid
353	B-6	4-chlorophenylboronic acid
354	B-7	2-chlorophenylboronic acid
355	B-5	3-(N,N-dimethylsulfamoyl)phenylboronic acid
356	B-7	3-sulfamoylphenylboronic acid
357	B-7	4-(N-methylsulfamoyl)phenylboronic acid
359	B-1	4-carbamoylphenylboronic acid
361	B-3	3-chlorophenylboronic acid
365	B-1	3-carbamoylphenylboronic acid
367	B-7	3-(hydroxymethyl)phenylboronic acid
368	B-4	4-(dimethylcarbamoyl)phenylboronic acid
370	B-5	3-(hydroxymethyl)phenylboronic acid
371	B-5	3-(methylcarbamoyl)phenylboronic acid
374	B-6	4-sulfamoylphenylboronic acid
375	B-5	4-carbamoylphenylboronic acid
389	B-12	2-methyl-3-(4,4,5,5-tetramethyl-1,3,2-dioxaborolan-2-yl)benzoic acid
390	B-11	3-methoxy-5-(4,4,5,5-tetramethyl-1,3,2-dioxaborolan-2-yl)benzoic acid
391	B-13	4-(4,4,5,5-tetramethyl-1,3,2-dioxaborolan-2-yl)benzoic acid
392	B-11	3-methyl-4-(4,4,5,5-tetramethyl-1,3,2-dioxaborolan-2-yl)benzoic acid
393	B-12	2-chloro-5-(4,4,5,5-tetramethyl-1,3,2-dioxaborolan-2-yl)benzoic acid
394	B-12	3-methoxy-5-(4,4,5,5-tetramethyl-1,3,2-dioxaborolan-2-yl)benzoic acid
395	B-2	4-cyclohexylphenylboronic acid
396	B-12	3-(4,4,5,5-tetramethyl-1,3,2-dioxaborolan-2-yl)benzoic acid
397	B-11	3-(4,4,5,5-tetramethyl-1,3,2-dioxaborolan-2-yl)benzoic acid
398	B-12	3-fluoro-5-(4,4,5,5-tetramethyl-1,3,2-dioxaborolan-2-yl)benzoic acid
399	B-13	2-methoxy-4-(4,4,5,5-tetramethyl-1,3,2-dioxaborolan-2-yl)benzoic acid
400	B-13	3-fluoro-5-(4,4,5,5-tetramethyl-1,3,2-dioxaborolan-2-yl)benzoic acid

TABLE 4-continued

Additional exemplary compounds of formula I.		
Com- pound No.	Amine	Boronic Acid
401	B-11	2-methyl-3-(4,4,5,5-tetramethyl-1,3,2-dioxaborolan-2-yl)benzoic acid
402	B-12	2-methoxy-4-(4,4,5,5-tetramethyl-1,3,2-dioxaborolan-2-yl)benzoic acid
403	B-11	2-fluoro-5-(4,4,5,5-tetramethyl-1,3,2-dioxaborolan-2-yl)benzoic acid
404	B-11	2-methoxy-4-(4,4,5,5-tetramethyl-1,3,2-dioxaborolan-2-yl)benzoic acid
405	B-12	2-fluoro-4-(4,4,5,5-tetramethyl-1,3,2-dioxaborolan-2-yl)benzoic acid
406	B-13	2-fluoro-4-(4,4,5,5-tetramethyl-1,3,2-dioxaborolan-2-yl)benzoic acid
407	B-11	4-(4,4,5,5-tetramethyl-1,3,2-dioxaborolan-2-yl)benzoic acid
408	B-13	2-fluoro-5-(4,4,5,5-tetramethyl-1,3,2-dioxaborolan-2-yl)benzoic acid
410	B-2	4-(4,4,5,5-tetramethyl-1,3,2-dioxaborolan-2-yl)aniline
411	B-13	3-(4,4,5,5-tetramethyl-1,3,2-dioxaborolan-2-yl)benzoic acid
412	B-2	2-methoxypyridin-3-ylboronic acid
414	B-11	3-fluoro-5-(4,4,5,5-tetramethyl-1,3,2-dioxaborolan-2-yl)benzoic acid
415	B-13	3-methyl-4-(4,4,5,5-tetramethyl-1,3,2-dioxaborolan-2-yl)benzoic acid
417	B-12	2-fluoro-5-(4,4,5,5-tetramethyl-1,3,2-dioxaborolan-2-yl)benzoic acid
418	B-4	3-(4,4,5,5-tetramethyl-1,3,2-dioxaborolan-2-yl)benzoic acid
419	B-11	2-chloro-5-(4,4,5,5-tetramethyl-1,3,2-dioxaborolan-2-yl)benzoic acid
420	B-2	4-(hydroxymethyl)phenylboronic acid
421	B-11	2-fluoro-4-(4,4,5,5-tetramethyl-1,3,2-dioxaborolan-2-yl)benzoic acid
422	B-12	3-methyl-4-(4,4,5,5-tetramethyl-1,3,2-dioxaborolan-2-yl)benzoic acid

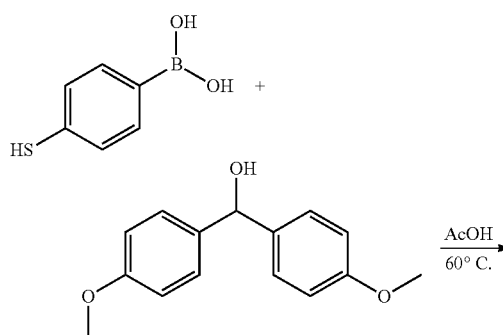
^(a)The Boc protecting group was removed after the coupling reaction by treating the crude reaction mixture with 0.5 mL of 1N HCl in diethyl ether for 18 hours before purification by HPLC.

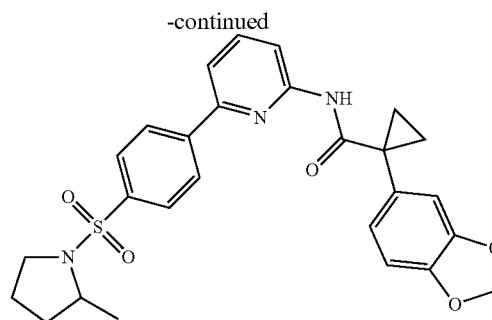
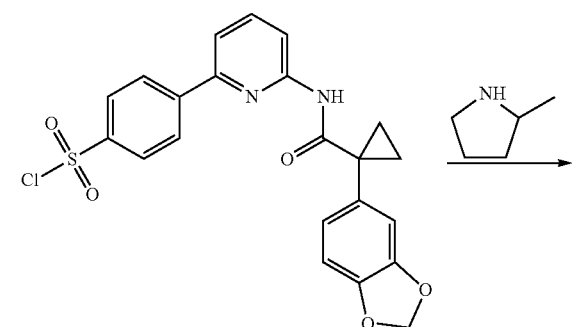
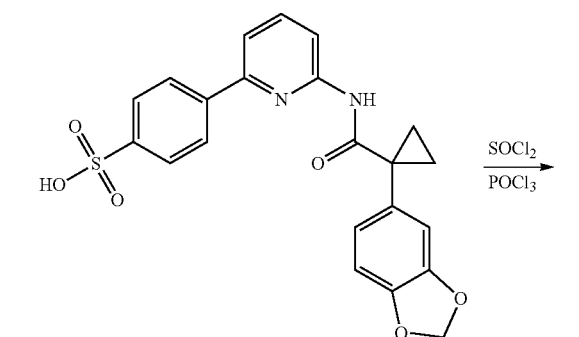
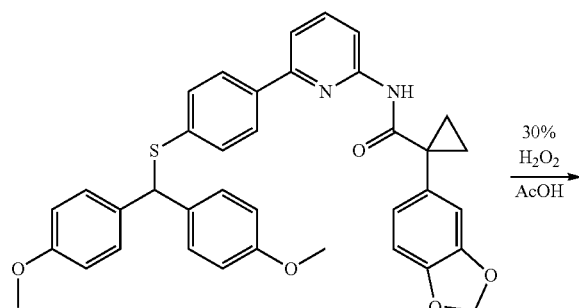
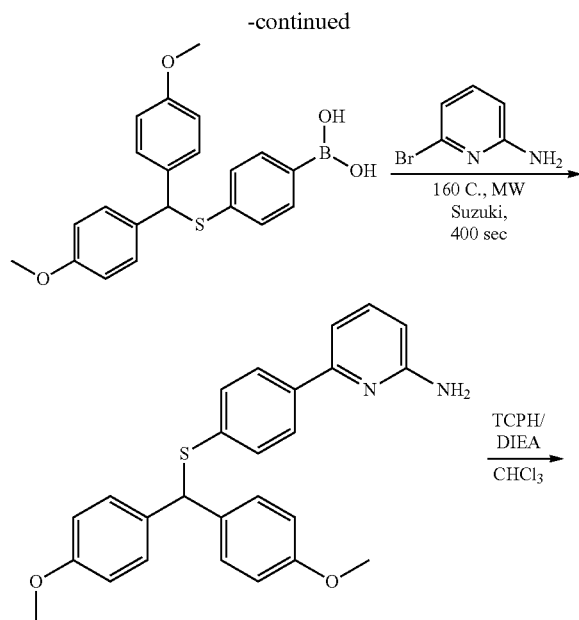
[0406] Further examples of the invention may be prepared by modification of intermediates as illustrated above.

Compound Derivatization after Coupling:

DD. 1-(Benzo[d][1,3]dioxol-5-yl)-N-(6-(4-(2-methylpyrrolidin-1-ylsulfonyl)phenyl)pyridin-2-yl)cyclopropanecarboxamide

[0407]





Step a: 4-(4,4'-Dimethoxybenzhydryl)-thiophenyl boronic acid

[0408] 4,4'-Dimethoxybenzhydrol (2.7 g, 11 mmol) and 4-mercaptophenylboronic acid (1.54 g, 10 mmol) were dissolved in 20 mL AcOH and heated at 60° C. for 1 h. Solvent was evaporated and the residue was dried under high vacuum. This material was used without further purification.

Step b: 6-(4-(Bis(4-methoxyphenyl)methylthio)phenyl)pyridin-2-amine

[0409] 4-(4,4'-Dimethoxybenzhydryl)-thiophenyl boronic acid (10 mmol) and 2-amino-6-bromopyridine (1.73 g, 10 mmol) were dissolved in MeCN (40 mL) followed by addition of $\text{Pd}(\text{PPh}_3)_4$ (~50 mg) and aq. K_2CO_3 (1M, 22 mL). The reaction mixture was heated portion wise in a microwave oven (160° C., 400 sec). The products were distributed between ethyl acetate and water. The organic layer was washed with water, brine and dried over MgSO_4 . Evaporation of the volatiles yielded an oil that was used without purification in the next step. ESI-MS m/z calc. 428.0. found 429.1 (M+1).

Step c: 1-(Benzo[d][1,3]dioxol-5-yl)-N-(6-(4-(bis(4-methoxyphenyl)methylthio)phenyl)-pyridin-2-yl)cyclopropanecarboxamide

[0410] 6-[(4,4'-Dimethoxybenzhydryl)-4-thiophenyl]pyridin-2-ylamine (~10 mmol) and 1-benzo[1,3]dioxol-5-yl-cyclopropanecarboxylic acid (2.28 g, 11 mmol) were dissolved in chloroform (25 mL) followed by the addition of TCPH (4.1 g, 12 mmol) and DIEA (5 mL, 30 mmol). The reaction mixture was heated at 65° C. for 48 h before the volatiles were removed under reduced pressure. The residue was transferred to a separatory funnel and distributed between water (200 mL) and ethyl acetate (150 mL). The organic layer was washed with 5% NaHCO_3 (2×150 mL), water (1×150 mL), brine (1×150 mL) and dried over MgSO_4 . Evaporation of the solvent yielded crude 1-(benzo[d][1,3]dioxol-5-yl)-N-(6-(4-(bis(4-methoxyphenyl)methylthio)phenyl)pyridin-2-yl)cyclopropanecarboxamide as a pale oil. ESI-MS m/z calc. 616.0. found 617.0 (M+1) (HPLC purity ~85%, UV254 nm).

Step d: 4-(6-(1-(Benzo[d][1,3]dioxol-5-yl)cyclopropane-carboxamido)pyridin-2-yl)benzenesulfonic acid

[0411] 1-(Benzo[d][1,3]dioxol-5-yl)-N-(6-(4-(bis(4-methoxyphenyl)methylthio)phenyl)pyridin-2-yl)cyclopro-

panecarboxamide (~8.5 mmol) was dissolved in AcOH (75 mL) followed by the addition of 30% H₂O₂ (10 mL). Additional hydrogen peroxide (10 mL) was added 2 h later. The reaction mixture was stirred at 35-45° C. overnight (~90% conversion, HPLC). The volume of reaction mixture was reduced to a third by evaporation (bath temperature below 40° C.). The reaction mixture was loaded directly onto a prep RP HPLC column (C-18) and purified. Fractions with 4-(6-(1-(benzo[d][1,3]dioxol-5-yl)cyclopropanecarboxamido)pyridin-2-yl)benzenesulfonic acid were collected and evaporated (1.9 g, 43%, cal. based on 4-mercaptophenylboronic acid). ESI-MS m/z calc. 438.0. found 438.9 (M+1).

Step e: 4-(6-(1-(Benzo[d][1,3]dioxol-5-yl)cyclopropane-carboxamido)pyridin-2-yl)benzene-1-sulfonyl chloride

[0412] 4-(6-(1-(Benzo[d][1,3]dioxol-5-yl)cyclopropanecarboxamido)pyridin-2-yl)benzenesulfonic acid (1.9 g, 4.3 mmol) was dissolved in POCl₃ (30 mL) followed by the addition of SOCl₂ (3 mL) and DMF (100 µl). The reaction mixture was heated at 70-80° C. for 15 min. The volatiles were evaporated and then re-evaporated with chloroform-toluene. The residual brown oil was diluted with chloroform (22 mL) and used for sulfonylation immediately. ESI-MS m/z calc. 456.0. found 457.1 (M+1).

Step f: 1-(Benzo[d][1,3]dioxol-5-yl)-N-(6-(4-(2-methylpyrrolidin-1-ylsulfonyl)phenyl)pyridin-2-yl)cyclopropanecarboxamide

[0413] 4-(6-(1-(Benzo[d][1,3]dioxol-5-yl)cyclopropanecarboxamido)pyridin-2-yl)benzene-1-sulfonyl chloride (~35 µmol, 400 µl solution in chloroform) was treated with 2-methylpyrrolidine followed by the addition of DIEA (100 µl). The reaction mixture was kept at room temperature for 1 h, concentrated, then diluted with DMSO (400 µl). The resulting solution was subjected to HPLC purification. Fractions containing the desired material were combined and concentrated in vacuum centrifuge at 40° C. to provide the trifluoroacetic salt of target material (ESI-MS m/z calc. 505.0. found 505.9 (M+1), retention time 4.06 min). ¹H NMR (250 MHz, DMSO-d₆) δ 1.15 (m, 2H), δ 1.22 (d, 3H, J=6.3 Hz), δ 1.41-1.47 (m, 2H), δ 1.51 (m, 2H), δ 1.52-1.59 (m, 2H), 63.12 (m, 1H), δ 3.33 (m, 1H), δ 3.64 (m, 1H), δ 6.07 (s, 2H), δ 6.96-7.06 (m, 2H), δ 7.13 (d, 1H, J=1.3 Hz), δ 7.78 (d, 1H, J=8.2 Hz), δ 7.88 (d, 2H, J=8.5 Hz), δ 7.94 (t, 1H, J=8.2 Hz), δ 8.08 (d, 1H, J=8.2 Hz), δ 8.16 (d, 2H, J=8.5 Hz), δ 8.53 (s, 1H).

[0414] The compounds in the following table were synthesized as described above using commercially available amines. Additional examples of the invention were prepared following the above procedure with non-substantial changes but using amines given in Table 5.

TABLE 5

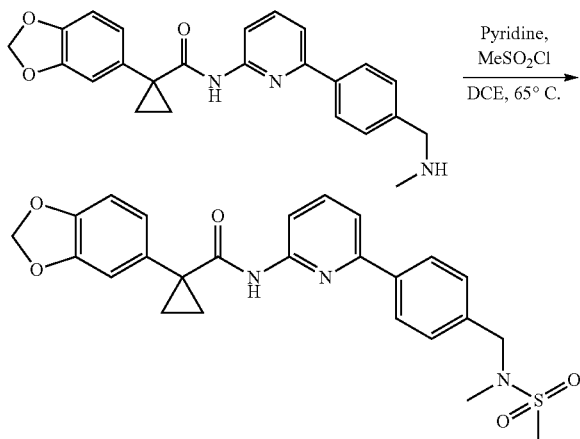
Additional exemplary compounds of formula I.	
Compound No.	Amine
13	1-methylpiperazine
22	2,6-dimethylmorpholine
30	piperidin-3-ylmethanol
34	2-(methylamino)ethanol

TABLE 5-continued

Additional exemplary compounds of formula I.	
Compound No.	Amine
35	(R)-pyrrolidin-2-ylmethanol
75	2-(pyrrolidin-1-yl)ethanamine
76	pyrrolidine
90	piperidine
103	(tetrahydrofuran-2-yl)methanamine
109	piperidin-4-ol
117	2-methylpropan-2-amine
118	cyclopentanamine
125	(S)-2-(methoxymethyl)pyrrolidine
133	(R)-2-(methoxymethyl)pyrrolidine
141	piperidin-4-ylmethanol
156	N-methylpropanamine
163	pyrrolidin-3-ol
168	2-(2-aminoethoxy)ethanol
172	2-morpholinoethanamine
175	furan-2-ylmethanamine
176	piperidin-3-ol
178	2-(1-methylpyrrolidin-2-yl)ethanamine
180	3-methylpiperidine
182	(S)-pyrrolidine-2-carboxamide
184	(R)-1-aminopropan-2-ol
197	2-aminopropane-1,3-diol
199	2-amino-2-ethylpropane-1,3-diol
203	N ¹ ,N ¹ -dimethylethane-1,2-diamine
205	(R)-2-amino-3-methylbutan-1-ol
208	cyclohexanamine
212	piperazin-2-one
232	2-aminoethanol
233	piperidin-2-ylmethanol
234	2-(piperazin-1-yl)ethanol
244	N-(cyclopropylmethyl)propan-1-amine
249	3-morpholinopropan-1-amine
261	1-(piperazin-1-yl)ethanone
267	2-(1H-imidazol-4-yl)ethanamine
268	(R)-2-aminopropan-1-ol
270	2-methylpiperidine
273	2-(pyridin-2-yl)ethanamine
275	3,3-difluoropyrrolidine
276	2-amino-2-methylpropan-1-ol
285	3-(1H-imidazol-1-yl)propan-1-amine
304	piperidine-3-carboxamide
306	cyclobutanamine
307	(S)-3-aminopropane-1,2-diol
311	N-methylcyclohexanamine
312	N-methylprop-2-en-1-amine
316	2-amino-2-methylpropane-1,3-diol
325	(5-methylfuran-2-yl)methanamine
330	3,3-dimethylbutan-1-amine
332	2-methylpyrrolidine
335	2,5-dimethylpyrrolidine
336	(R)-2-aminobutan-1-ol
338	propan-2-amine
339	N-methylbutan-1-amine
342	4-amino-3-hydroxybutanoic acid
344	3-(methylamino)propane-1,2-diol
347	N-(2-aminoethyl)acetamide
360	1-aminobutan-2-ol
364	(S)-pyrrolidine-2-carboxylic acid
366	1-(2-methoxyethyl)piperazine
373	(R)-2-aminopentan-1-ol

EE. 1-Benzo[1,3]dioxol-5-yl-N-[6-[4-[(methyl-methylsulfonyl-amino)methyl]phenyl]-2-pyridyl]-cyclopropane-1-carboxamide (Compound No. 292)

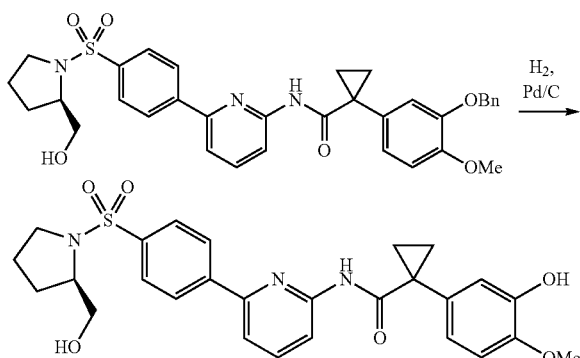
[0415]



[0416] To the starting amine (brown semisolid, 0.100 g, ~0.2 mmol, obtained by treatment of the corresponding t-butyloxycarbonyl derivative by treatment with 1N HCl in ether) was added dichloroethane (DCE) (1.5 mL), followed by the addition of pyridine (0.063 mL, 0.78 mmol) and methanesulfonyl chloride (0.03 mL, 0.4 mmol). The mixture was stirred at 65° C. for 3 hours. After this time, LC/MS analysis showed ~50% conversion to the desired product. Two additional equivalents of pyridine and 1.5 equivalents of methanesulfonyl chloride were added and the reaction was stirred for 2 hours. The residue was concentrated and purified by HPLC to yield 1-benzo[1,3]dioxol-5-yl-N-[6-[4-[(methyl-methylsulfonyl-amino)methyl]phenyl]-2-pyridyl]-cyclopropane-1-carboxamide (0.020 g, 21% yield) as a white solid. ESI-MS m/z calc. 479.2. found 480.1 ($M+1$)⁺.

FF. (R)-1-(3-hydroxy-4-methoxyphenyl)-N-(6-(4-(2-(hydroxymethyl)-pyrrolidin-1-ylsulfonyl)phenyl)pyridin-2-yl)cyclopropanecarboxamide

[0417]



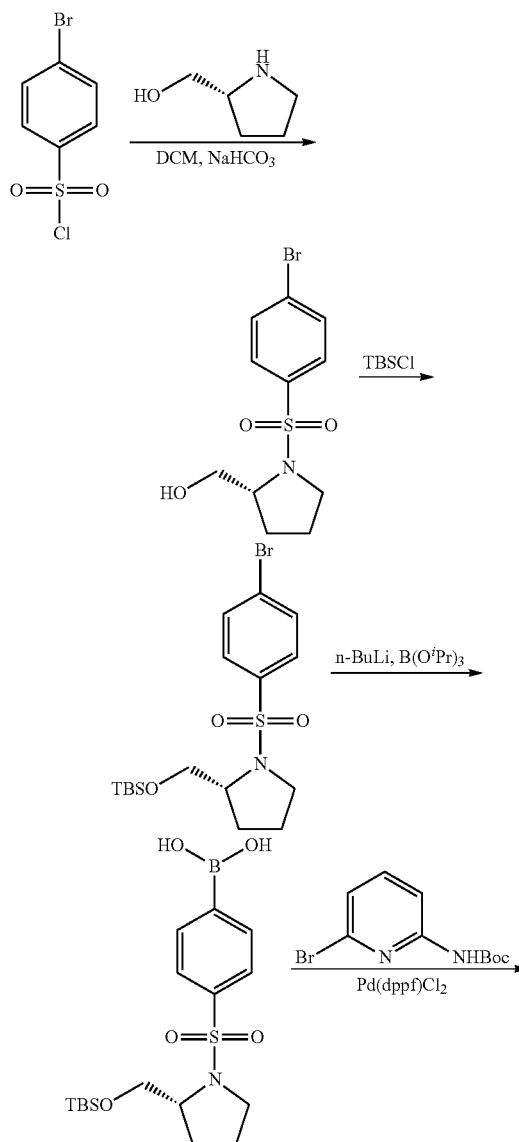
[0418] (R)-1-(3-(Benzyloxy)-4-methoxyphenyl)-N-(6-(4-(2-(hydroxymethyl)pyrrolidin-1-ylsulfonyl)phenyl)pyridin-

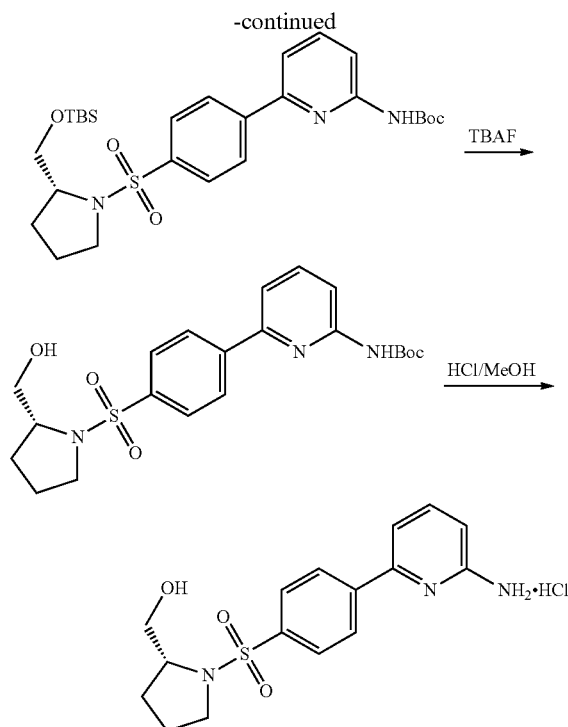
2-yl)cyclopropanecarboxamide (28 mg, 0.046 mmol) was dissolved in ethanol (3 mL). Palladium on charcoal (10%, 20 mg) was added and the reaction was stirred overnight under 1 atm of hydrogen. The catalyst was filtered off and the product was isolated by silica gel chromatography (50-80% EtOAc in hexane) to provide (R)-1-(3-hydroxy-4-methoxyphenyl)-N-(6-(4-(2-(hydroxymethyl)pyrrolidin-1-ylsulfonyl)phenyl)pyridin-2-yl)cyclopropanecarboxamide (8 mg, 34%). ESI-MS m/z calc. 523.4. found 524.3 ($M+1$)⁺. Retention time of 3.17 minutes.

[0419] 2-Amino-5-phenylpyridine (CAS [33421-40-8]) is C-1.

GG. (R)-1-(4-(6-Aminopyridin-2-yl)phenylsulfonyl)pyrrolidin-2-yl) methanol hydrochloride (C-2)

[0420]





Step a: (R)-(1-(4-Bromophenylsulfonyl)pyrrolidin-2-yl)methanol

[0421] To a mixture of sat aq. NaHCO_3 (44 g, 0.53 mol), CH_2Cl_2 (400 mL) and pyrrolidin-2-yl-methanol (53 g, 0.53 mol) was added a solution of 4-bromo-benzenesulfonyl chloride (127 g, 0.50 mol) in CH_2Cl_2 (100 mL). The reaction was stirred at 20° C. overnight. The organic phase was separated and dried over Na_2SO_4 . Evaporation of the solvent under reduced pressure provided (R)-(1-(4-bromophenylsulfonyl)pyrrolidin-2-yl)methanol (145 g, crude), which was used in the next step without further purification. ^1H NMR (CDCl_3 , 300 MHz) δ 7.66-7.73 (m, 4H), 3.59-3.71 (m, 3H), 3.43-3.51 (m, 1H), 3.18-3.26 (m, 1H), 1.680-1.88 (m, 3H), 1.45-1.53 (m, 1H).

Step b: (R)-1-(4-Bromo-benzenesulfonyl)-2-(tert-butyl-dimethyl-silanyloxymethyl) pyrrolidine

[0422] To a solution of [1-(4-bromo-benzenesulfonyl)-pyrrolidin-2-yl]-methanol (50.0 g, 0.16 mol) and 1H-imidazole (21.3 g, 0.31 mol) in CH_2Cl_2 (500 mL) was added tert-butylchlorodimethylsilane (35.5 g, 0.24 mol) in portions. After addition, the mixture was stirred for 1 hour at room temperature. The reaction was quenched with water (200 mL) and the separated aqueous layer was extracted with CH_2Cl_2 (100 mL \times 3). The combined organic layers were washed with brine, dried over Na_2SO_4 and evaporated under vacuum to give 1-(4-bromo-benzenesulfonyl)-2-(tert-butyl-dimethyl-silanyloxymethyl)pyrrolidine (68.0 g, 99%). ^1H NMR (300 MHz, CDCl_3) δ 7.63-7.71 (m, 4H), 3.77-3.81 (m, 1H), 3.51-3.63 (m, 2H), 3.37-3.43 (m, 1H), 3.02-3.07 (m, 1H), 1.77-1.91 (m, 2H), 1.49-1.57 (m, 2H), 0.87 (s, 9H), 0.06 (d, $J=1.8$ Hz, 6H).

Step c: (R)-4-(2-((tert-butyl-dimethylsilyloxy)methyl)pyrrolidin-1-ylsulfonyl) phenylboronic acid

[0423] To a solution of 1-(4-bromo-benzenesulfonyl)-2-(tert-butyl-dimethyl-silanyloxymethyl)pyrrolidine (12.9 g, 29.7 mmol) and $\text{B}(\text{O}^i\text{Pr})_3$ (8.4 g, 45 mmol) in dry THF (100 mL) was added dropwise $n\text{-BuLi}$ (2.5 M in hexane, 29.7 mL) at -70 °C. After addition, the mixture was warmed slowly to -10 °C and treated with HCl (1M, 50 mL). The organic layer was separated and the aqueous layer was extracted with ethyl acetate. The combined organic layers were dried over Na_2SO_4 and evaporated under vacuum. The organics were combined to give crude (R)-4-(2-((tert-butyl-dimethylsilyloxy)methyl) pyrrolidin-1-ylsulfonyl)phenylboronic acid (15.0 g), which was used directly in the next step.

Step d: (6-{4-[2-(tert-Butyl-dimethyl-silanyloxymethyl)-pyrrolidine-1-sulfonyl] phenyl}pyridin-2-yl) carbamic acid tert-butyl ester

[0424] To a solution of (6-bromo-pyridin-2-yl)carbamic acid tert-butyl ester (24.6 g, 90.0 mmol) in DMF (250 mL) were added (R)-4-(2-((tert-butyl-dimethylsilyloxy)methyl)pyrrolidin-1-ylsulfonyl)phenylboronic acid (45.0 g), $\text{Pd}(\text{PPh}_3)_4$ (10.4 g, 9.0 mmol), potassium carbonate (18.6 g, 135 mol) and water (200 mL). The resulting mixture was degassed by gently bubbling argon through the solution for 5 minutes at 20° C. The reaction mixture was then heated at 80° C. overnight. DMF was removed under vacuum. To the residue was added EtOAc (300 mL). The mixture was filtered through a pad of silica gel, which was washed with EtOAc (50 mL \times 3). The combined organic extracts were evaporated under vacuum. The crude residue was purified by column (Petroleum Ether/EtOAc 20:1) to give (6-{4-[2-(tert-butyl-dimethyl-silanyloxymethyl)pyrrolidine-1-sulfonyl] phenyl}pyridin-2-yl)carbamic acid tert-butyl ester (22.2 g, 45% over 2-steps). ^1H NMR (300 MHz, CDCl_3) δ 8.09 (d, $J=8.4$ Hz, 2H), 7.88-7.96 (m, 3H), 8.09 (t, $J=7.8$ Hz, 1H), 7.43-7.46 (m, 1H), 7.38 (s, 1H), 3.83-3.88 (m, 1H), 3.64-3.67 (m, 1H), 3.53-3.59 (m, 1H), 3.41-3.47 (m, 1H), 3.08-3.16 (m, 1H), 1.82-1.91 (m, 2H), 1.67-1.69 (m, 1H), 1.53-1.56 (m, 10H), 0.89 (s, 9H), 0.08 (d, $J=2.4$ Hz, 6H).

Step e: (6-[4-(2-Hydroxymethyl-pyrrolidine-1-sulfonyl)-phenyl]pyridin-2-yl) carbamic acid tert-butyl ester

[0425] A solution of crude {6-[4-[2-(tert-butyl-dimethyl-silanyloxymethyl)-pyrrolidine-1-sulfonyl]phenyl]-pyridin-2-yl}carbamic acid tert-butyl ester (22.2 g, 40.5 mmol) and TBAF (21.2 g, 81.0 mmol) in DCM (300 mL) was stirred at room temperature overnight. The mixture was washed with brine (100 mL \times 3), dried over Na_2SO_4 and evaporated under vacuum to give {6-[4-(2-hydroxymethyl-pyrrolidine-1-sulfonyl)-phenyl]pyridin-2-yl}carbamic acid tert-butyl ester (15.0 g, 86%), which was used directly in the next step.

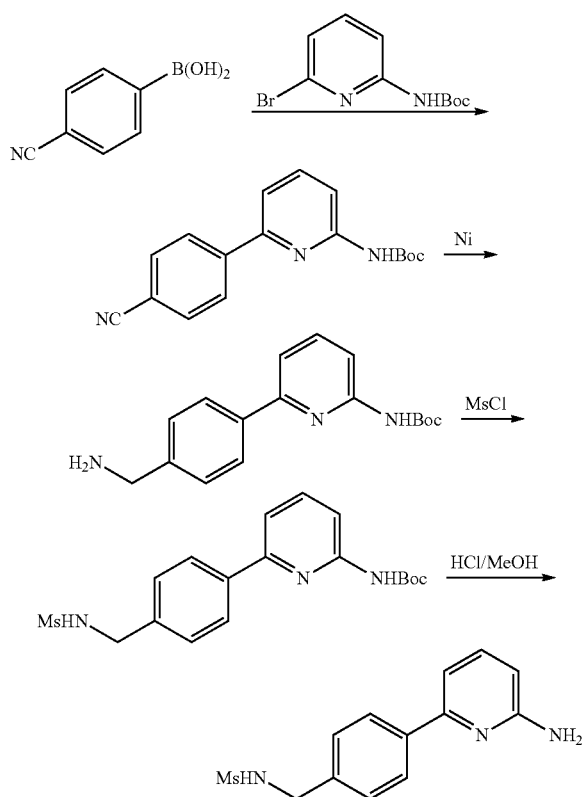
Step f: (R)-(1-(4-(6-Aminopyridin-2-yl)phenylsulfonyl)pyrrolidin-2-yl) methanol hydrochloride (C-2)

[0426] A solution of {6-[4-(2-hydroxymethyl-pyrrolidine-1-sulfonyl)-phenyl]pyridin-2-yl}carbamic acid tert-butyl ester (15.0 g, 34.6 mmol) in HCl/MeOH (50 mL, 2M) was heated at reflux for 2 h. After cooling to room temperature, the reaction mixture was evaporated under vacuum and

washed with EtOAc to give (R)-(1-(4-(6-aminopyridin-2-yl)phenylsulfonyl)pyrrolidin-2-yl) methanol hydrochloride (C-2; 11.0 g, 86%). ¹H NMR (300 MHz, DMSO-d₆) δ 8.18 (d, J=8.7 Hz, 2H), 7.93-7.99 (m, 3H), 7.31 (d, J=7.2 Hz, 1H), 7.03 (d, J=8.7 Hz, 1H), 3.53-3.57 (m, 2H), 3.29-3.5 (m, 2H), 3.05-3.13 (m, 1H), 1.77-1.78 (m, 2H), 1.40-1.45 (m, 2H). MS (ESI) m/z (M+H)⁺ 334.2.

HH. N-(4-(6-Aminopyridin-2-yl)benzyl)methanesulfonamide (C-3)

[0427]



Step a: [6-(4-Cyano-phenyl)-pyridin-2-yl]carbamic acid tert-butyl ester

[0428] A mixture of 4-cyanobenzeneboronic acid (7.35 g, 50 mmol), (6-bromo-pyridin-2-yl)carbamic acid tert-butyl ester (13.8 g, 50 mmol), Pd(Ph₃P)₄ (5.8 g, 0.15 mmol) and K₂CO₃ (10.4 g, 75 mmol) in DMF/H₂O (1:1, 250 mL) was stirred under argon at 80° C. overnight. DMF was evaporated off under reduced pressure and the residue was dissolved in EtOAc (200 mL). The mixture was washed with water and brine, dried over Na₂SO₄, and concentrated to dryness. The residue was purified by column (Petroleum Ether/EtOAc 50:1) on silica gel to give [6-(4-cyano-phenyl)-pyridin-2-yl]carbamic acid tert-butyl ester (7.0 g, 60%). ¹H NMR (300 MHz, CDCl₃) δ 8.02-8.07 (m, 2H), 7.95 (d, J=8.4 Hz, 1H), 7.71-7.79 (m, 3H), 7.37-7.44 (m, 2H), 1.53 (s, 9H).

Step b:

[6-(4-Aminomethyl-phenyl)-pyridin-2-yl]-carbamic acid tert-butyl ester

[0429] A suspension of [6-(4-cyano-phenyl)-pyridin-2-yl]carbamic acid tert-butyl ester (7.0 g, 24 mmol), Raney Ni

(1.0 g) in EtOH (500 mL) and NH₃·H₂O (10 mL) was hydrogenated under H₂ (50 psi.) at 50° C. for 6 h. The catalyst was filtered off and the filtrate was concentrated to dryness to give [6-(4-aminomethyl-phenyl)-pyridin-2-yl]-carbamic acid tert-butyl ester, which was used directly in next step. ¹H NMR (300 MHz, CDCl₃) δ 7.83-7.92 (m, 3H), 7.70 (t, J=7.8 Hz, 1H), 7.33-7.40 (m, 4H), 3.92 (brs, 2H), 1.53 (s, 9H).

Step c: {6-[4-(Methanesulfonylamino-methyl)-phenyl]-pyridin-2-yl}carbamic acid tert-butyl ester

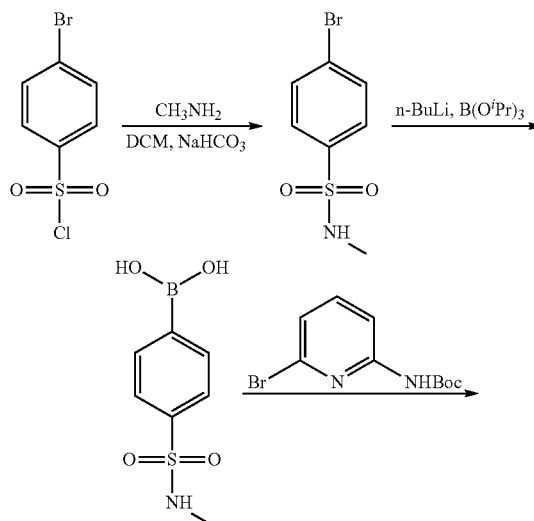
[0430] To a solution of [6-(4-aminomethyl-phenyl)-pyridin-2-yl]-carbamic acid tert-butyl ester (5.7 g 19 mmol) and Et₃N (2.88 g, 29 mmol) in dichloromethane (50 mL) was added dropwise MsCl (2.7 g, 19 mmol) at 0° C. The reaction mixture was stirred at this temperature for 30 min, and then washed with water and brine, dried over Na₂SO₄ and concentrated to dryness. The residue was recrystallized with DCM/Petroleum Ether (1:3) to give {6-[4-(methanesulfonylamino-methyl)-phenyl]-pyridin-2-yl}carbamic acid tert-butyl ester (4.0 g, 44% over two steps). ¹H NMR (300 MHz, CDCl₃) δ 7.90-7.97 (m, 3H), 7.75 (t, J=8.4, 8.4 Hz, 1H), 7.54-7.59 (m, 1H), 7.38-7.44 (m, 3H), 4.73 (br, 1H), 4.37 (d, J=6.0 Hz, 2H), 2.90 (s, 3H), 1.54 (s, 9H).

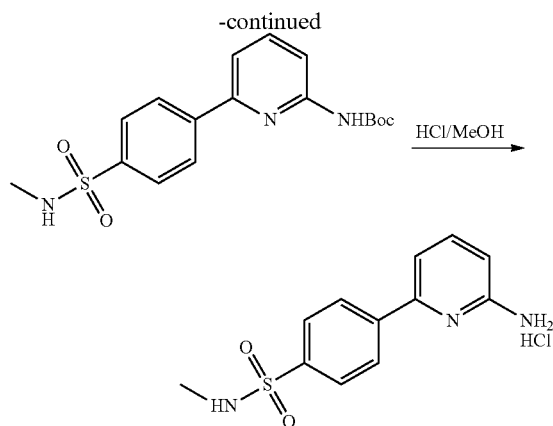
Step d: N-(4-(6-Aminopyridin-2-yl)benzyl)methanesulfonamide (C-3)

[0431] A mixture of {6-[4-(methanesulfonylamino-methyl)-phenyl]-pyridin-2-yl}carbamic acid tert-butyl ester (11 g, 29 mmol) in HCl/MeOH (4M, 300 mL) was stirred at room temperature overnight. The mixture was concentrated to dryness. The residue was filtered and washed with ether to give N-(4-(6-aminopyridin-2-yl)benzyl)methanesulfonamide (C-3) (7.6 g, 80%) ¹H NMR (300 MHz, DMSO-d₆) δ 14.05 (br s, 1H), 8.24 (br s, 2H), 7.91-7.98 (m, 3H), 7.70 (t, J=6.0 Hz, 1H), 7.53 (d, J=8.1 Hz, 2H), 7.22 (d, J=6.9 Hz, 1H), 6.96 (d, J=9 Hz, 1H), 4.23 (d, J=5.7 Hz, 2H), 2.89 (s, 3H). MS (ESI) m/z (M+H)⁺: 278.0.

II. 4-(6-Aminopyridin-2-yl)-N-methylbenzenesulfonamide hydrochloride (C-4)

[0432]





Step a: 4-Bromo-N-methyl-benzenesulfonamide

[0433] To a mixture of sat aq. NaHCO_3 (42 g, 0.5 mol), CH_2Cl_2 (400 mL) and methylamine (51.7 g, 0.5 mol, 30% in methanol) was added a solution of 4-bromo-benzenesulfonyl chloride (127 g, 0.5 mol) in CH_2Cl_2 (100 mL). The reaction was stirred at 20° C. overnight. The organic phase was separated and dried over Na_2SO_4 . Evaporation of the solvent under reduced pressure provided the 4-bromo-N-methyl-benzenesulfonamide (121 g, crude), which was used in the next step without further purification. ^1H NMR (CDCl_3 , 300 MHz) δ 7.64-7.74 (m, 4H), 4.62-4.78 (m, 1H), 2.65 (d, $J=5.4$ Hz, 3H).

Step b: 4-(N-Methylsulfonyl)phenylboronic acid

[0434] To a solution of 4-bromo-N-methyl-benzenesulfonamide (24.9 g, 0.1 mol) and $\text{B}(\text{O}^i\text{Pr})_3$ (28.2 g, 0.15 mol) in THF (200 mL) was added $n\text{-BuLi}$ (100 mL, 0.25 mol) at -70° C. The mixture was slowly warmed to 0° C., then 10%o HCl solution was added until pH 3-4. The resulting mixture was extracted with EtOAc. The organic layer was dried over Na_2SO_4 , and evaporated under reduced pressure to give 4-(N-methylsulfonyl)phenylboronic acid (22.5 g, 96%), which was used in the next step without further purification. ^1H NMR (DMSO-d_6 , 300 MHz) δ 8.29 (s, 2H), 7.92 (d, $J=8.1$ Hz, 2H), 7.69 (d, $J=8.4$ Hz, 2H), 2.36 (d, $J=5.1$ Hz, 3H).

Step c: tert-Butyl 6-(4-(N-methylsulfonyl)phenyl)pyridin-2-ylcarbamate

[0435] To a solution of 4-(N-methylsulfonyl)phenylboronic acid (17.2 g, 0.08 mol) and (6-bromo-pyridin-2-yl) carbamic acid tert-butyl ester (21.9 g, 0.08 mol) in DMF (125 mL) and H_2O (125 mL) were added $\text{Pd}(\text{PPh}_3)_4$ (9.2 g, 0.008 mol) and K_2CO_3 (16.6 g, 0.12 mol). The resulting mixture was degassed by gently bubbling argon through the solution for 5 minutes at 20° C. The reaction mixture was then heated at 80° C. for 16 h. The mixture was evaporated under reduced pressure, then poured into H_2O , and extracted with EtOAc. The organic phase was dried over Na_2SO_4 , and was evaporated under reduced pressure to give tert-butyl 6-(4-(N-methylsulfonyl)phenyl)pyridin-2-ylcarbamate (21 g, 58%), which was used in the next step without further purification.

Step d: 4-(6-Aminopyridin-2-yl)-N-methylbenzenesulfonamide hydrochloride

[0436] To a solution of tert-butyl 6-(4-(N-methylsulfonyl)phenyl)pyridin-2-ylcarbamate (8.5 g, 23.4 mmol) in MeOH (10 mL) was added HCl/MeOH (2M, 50 mL) at room temperature. The suspension was stirred at room temperature overnight. The solid product was collected by filtration, washed with MeOH, and dried to give 4-(6-aminopyridin-2-yl)-N-methylbenzenesulfonamide hydrochloride (5.0 g, 71%). ^1H NMR (300 Hz, DMSO-d_6) δ 8.12 (d, $J=8.4$ Hz, 2H), 7.91-7.96 (m, 3H), 7.58-7.66 (m, 1H), 7.31-7.53 (m, 1H), 7.27 (d, $J=6.6$, 1H), 6.97 (d, $J=9.0$, 1H), 2.43 (d, $J=4.8$ Hz, 3H). MS (ESI) m/z ($M+H$)+264.0.

[0437] The compounds in the following table were synthesized as described above using commercially available or previously described carboxylic acids and amines.

TABLE 6

Additional exemplary compounds of formula I.		
Compound No.	Carboxylic acid	Amine
164	A-9	C-1
165	A-3	C-2
169	A-17	C-3
170	A-3	C-4
177	A-2	C-3
183	A-13	C-4
192	A-8	C-2
200	A-14	C-2
201	A-4	C-3
202	A-15	C-2
211	A-15	C-3
214	A-6	C-2
218	A-2	C-4
220	A-4	C-2
221	A-10	C-2
223	A-17	C-4
226	A-20	C-2
228	A-10	C-3
236	A-24	C-2
237	A-11	C-3
239	A-23	C-2
240	A-11	C-4
242	A-13	C-2
245	A-15	C-4
246	A-8	C-3
248	A-13	C-3
250	A-16	C-4
253	A-22	C-2
256	A-2	C-2
259	A-24	C-4
262	A-10	C-4
271	A-14	C-4
279	A-19	C-2
281	A-16	C-2
282	A-8	C-4
284	A-17	C-2
302	A-5	C-2
317	A-10	C-1
318	A-21	C-2
319	A-6	C-4
340	A-11	C-2
341	A-5	C-3
345	A-9	C-3
358	A-18	C-2
362	A-16	C-3
363	A-5	C-4
369	A-9	C-4
372	A-9	C-2
376	A-35	C-2
377	A-32	C-2

TABLE 6-continued

Additional exemplary compounds of formula I.		
Compound No.	Carboxylic acid	Amine
378	A-27	C-2
379	A-36	C-2
380	A-34	C-2
381	A-29	C-2
382	A-28	C-2
383	A-25	C-2
384	A-30	C-2
385	A-33	C-2
386	A-31	C-2
387	A-37	C-2
388	A-26	C-2
409	A-38	C-2
413	A-45	C-2

[0438] Physical data for examples of the invention are given in Table 7.

[0439] Additional exemplary compounds 164-388, as shown in Table 1, can also be prepared using appropriate starting materials and methods exemplified for the previously described compounds.

TABLE 7

Physical data for exemplary compounds.			
Compound No.	LCMS [M + H] ⁺	LCMS RT	NMR
1	416.3	2.39	
2	442.5	2.7	
3	427.1	4.1	
4	508.3	3.43	
5	423.3	3.72	
6	390.1	3.57	
7	402.5	2.96	¹ H NMR (400 MHz, CD ₃ CN) δ 1.21-1.29 (m, 2H), 1.62-1.68 (m, 2H), 3.05 (s, 6H), 6.06 (s, 2H), 6.86-6.97 (m, 3H), 7.04-7.08 (m, 2H), 7.53-7.55 (m, 1H), 7.76-7.82 (m, 3H), 7.86 (t, J = 8.0 Hz, 1H), 8.34 (br s, 1H)
8	444.5	3.09	
9	430.5	2.84	
10	375.3	3.39	
11	403.5	2.83	
12	390	3.14	
14	520.2	1.38	
15	387.3	3.71	
16	389.3	2.9	
17	403.5	3.33	
18	403.5	3.75	
19	387.1	3.76	
20	389	2.79	¹ H NMR (400 MHz, CD ₃ CN/DMSO-d ₆) δ 1.15-1.23 (m, 2H), 1.56-1.61 (m, 2H), 4.60 (s, 2H), 6.05 (s, 2H), 6.94 (d, J = 8.3 Hz, 1H), 7.05-7.09 (m, 2H), 7.44 (d, J = 8.2 Hz, 2H), 7.57-7.62 (m, 2H), 7.92 (s, 1H), 8.00 (dd, J = 2.5, 8.6 Hz, 1H), 8.17 (d, J = 8.6 Hz, 1H), 8.48 (d, J = 1.8 Hz, 1H)
21	360	2.18	
22	387.3	3.77	
23	535.2	2.81	
24	464.1	2.35	¹ H-NMR (DMSO-d ₆ , 300 MHz) δ 8.40(s, 1H), 7.96 (d, J = 8.4 Hz, 1H), 7.86 (m, 2H), 7.82 (m, 1H), 7.62 (d, J = 7.8 Hz, 1H), 7.36 (d, J = 7.8 Hz, 1H), 7.11 (d, J = 2.1 Hz, 1H), 7.00

TABLE 7-continued

Physical data for exemplary compounds.			
Compound No.	LCMS [M + H] ⁺	LCMS RT	NMR
25	403	3.29	(m, 2H), 6.05 (s, 2H), 3.42 (m, 2H, overlap with water), 3.03 (m, J = 5.4 Hz, 2H), 2.98 (t, 1H), 1.49 (m, 2H), 1.14 (m, 2H). ¹ H NMR (400 MHz, CD ₃ CN/DMSO-d ₆) δ 1.14-1.17 (m, 2H), 1.52-1.55 (m, 2H), 6.01 (s, 2H), 6.03 (s, 2H), 6.89-6.96 (m, 2H), 7.01-7.12 (m, 3H), 7.15 (d, J = 1.8 Hz, 1H), 7.93 (dd, J = 8.7, 2.5 Hz, 1H), 8.05-8.11 (m, 2H), 8.39-8.41 (m, 1H)
26	393	3.88	
27	452.1	3.11	
28	427.1	4.19	
29	388.9	3.58	
30	375.3	2.95	
31	535.2	2.42	
32	359.1	3.48	
33	394.9	3.77	
34	360.3	2.96	
35	495.1	2.24	¹ H-NMR (300 MHz, CDCl ₃) δ 8.22 (d, J = 8.7 Hz, 1H), 7.98 (m, 3H), 7.80 (m, 3H), 7.45 (d, J = 7.5 Hz, 1H), 6.99 (dd, J = 8.1, 1.8 Hz, 2H), 6.95 (d, J = 1.5 Hz, 1H), 6.86 (d, J = 8.1 Hz, 1H), 6.02 (s, 2H), 3.77 (t, J = 5.1 Hz, 2H), 3.17 (m, J = 5.1 Hz, 2H), 2.85 (s, 3H), 1.70 (q, J = 3.6 Hz, 2H), 1.19 (q, J = 3.6 Hz, 2H). ¹ H-NMR (300 MHz, DMSO-d ₆) δ 8.51 (s, 1H), 8.15 (d, J = 9.0 Hz, 2H), 8.06 (d, J = 8.4 Hz, 1H), 7.92 (t, J = 7.8 Hz, 1H), 7.88 (d, J = 8.1 Hz, 2H), 7.76 (d, J = 7.5 Hz, 1H), 7.11 (d, J = 1.2 Hz, 1H), 7.03 (dd, J = 7.8, 1.8 Hz, 1H), 6.97 (d, J = 7.8 Hz, 1H), 6.06 (s, 2H), 3.55 (m, 2H, overlap with water), 3.15 (m, 2H), 3.07 (m, 1H), 1.77 (m, 2H), 1.50 (dd, J = 7.2, 4.5 Hz, 2H), 1.43 (m, 2H), 1.15 (dd, J = 6.9, 3.9 Hz, 2H).
36	521.2	2.36	
37	452.3	3.38	
38	398	3.02	
39	483.1	2.58	¹ H-NMR (DMSO-d ₆ , 300 MHz) δ 10.01 (t, J = 6.0 Hz, 1H), 8.39 (s, 1H), 7.97 (d, J = 7.8 Hz, 1H), 7.89 (d, J = 8.4 Hz, 1H), 7.83 (d, J = 7.8 Hz, 1H), 7.62 (d, J = 6.9 Hz, 1H), 7.33 (d, J = 8.4 Hz, 2H), 7.11 (d, J = 2.1 Hz, 1H), 7.03 (d, J = 1.5 Hz, 1H), 6.99 (dd, 7.8 Hz, 2H), 6.05 (s, 2H), 4.41 (d, J = 6 Hz, 2H), 1.48 (m, 2H), 1.14 (m, 2H).
40	393.1	3.89	
41	373.1	3.57	
42	421.1	3.33	
43	417.3	3.62	
44	401.2	1.26	
45	403.5	3.25	
46	437.3	3.19	
47	391.1	3.82	
48	384.3	3.74	
49	419.3	3.27	
50	437	3.02	
51	349	3.33	
52	373.1	3.58	¹ H NMR (400 MHz, CD ₃ CN) δ 1.17-1.20 (m, 2H), 1.58-1.61 (m, 2H), 2.24 (s, 3H), 6.01 (s, 2H), 6.90 (d, J = 8.4 Hz, 1H), 7.04-7.06 (m,

TABLE 7-continued

Physical data for exemplary compounds.			
Com- pound No.	LCMS [M + H] ⁺	LCMS RT	NMR
			2H), 7.16 (dd, J = 7.5, 0.8 Hz, 1H), 7.23-7.33 (m, 4H), 7.79-7.89 (m, 2H), 8.10 (dd, J = 8.3, 0.8 Hz, 1H)
53	387	3.62	
54	394.1	3.06	
55	419.3	2.92	
56	407.5	3.55	
57	388.9	2.91	
58	360.2	3.74	
59	417.3	3.64	
60	402.5	3.07	
61	387.1	3.84	
62	415.3	4.1	
63	384	3.35	
64	360.3	3.58	
65	465.1	2.47	1H-NMR (300 MHz, CDCl ₃) δ 8.19 (d, J = 8.1 Hz, 1H), 7.97 (d, J = 8.4 Hz, 2H), 7.92 (s, 1H), 7.89 (d, J = 8.4 Hz, 2H), 7.76 (t, J = 7.5 Hz, 1H), 7.44 (d, J = 7.5 Hz, 1H), 6.99 (m, 1H), 6.95 (br s, 1H), 6.86 (d, J = 8.1 Hz, 1H), 6.02 (s, 2H), 4.37 (t, J = 5.7 Hz, 1H), 3.02 (m, 2H), 1.70 (q, J = 3.9 Hz, 2H), 1.17 (q, J = 3.6 Hz, 2H), 1.11 (t, J = 7.2 Hz, 3H).
66	401	3.24	
67	393	3.88	
68	407.5	4.04	
69	377.1	3.26	
70	403.5	3.69	
71	472.3	3.02	
72	363	3.38	
73	449.3	3.4	
74	416.3	2.43	
75	373.1	3.69	
76	534.2	1.36	
77	491.2	2.7	
78	384.3	3.72	
79	388.3	2.32	
80	437.3	3.42	
81	373	3.51	1H NMR (400 MHz, CD ₃ CN/ DMSO-d ₆) δ 1.07-1.27 (m, 2H), 1.50-1.67 (m, 2H), 2.36 (s, 3H), 6.10 (s, 2H), 6.92 (d, J = 7.9 Hz, 1H), 7.01-7.09 (m, 2H), 7.28 (d, J = 7.9 Hz, 2H), 7.50 (d, J = 8.2 Hz, 2H), 7.93-8.00 (m, 2H), 8.15 (d, J = 9.3 Hz, 1H), 8.44 (d, J = 2.5 Hz, 1H)
82	419	2.71	1H NMR (400 MHz, CD ₃ CN) δ 1.29-1.32 (m, 2H), 1.68-1.71 (m, 2H), 3.90 (s, 3H), 3.99 (s, 3H), 6.04 (s, 2H), 6.70-6.72 (m, 2H), 6.93 (d, J = 8.4 Hz, 1H), 7.03-7.05 (m, 2H), 7.59 (d, J = 8.2 Hz, 1H), 7.73 (t, J = 7.6 Hz, 2H), 8.01 (t, J = 8.1 Hz, 1H), 8.72 (br s, 1H)
83	417.3	3.41	
84	394.9	3.74	
85	401.3	3.97	
86	473.5	2.69	
87	419.1	3.18	1H NMR (400 MHz, CD ₃ CN) δ 1.25-1.31 (m, 2H), 1.62-1.69 (m, 2H), 3.84 (s, 3H), 3.86 (s, 3H), 6.04 (s, 2H), 6.62-6.70 (m, 2H), 6.92 (d, J = 8.4 Hz, 1H), 7.00-7.08 (m, 2H), 7.30 (d, J = 8.3 Hz, 1H), 7.96 (d, J = 8.9 Hz, 1H), 8.14 (dd, J = 8.9, 2.3 Hz, 1H), 8.38 (d, J = 2.2 Hz, 1H), 8.65 (br s, 1H)

TABLE 7-continued

Physical data for exemplary compounds.			
Com- pound No.	LCMS [M + H] ⁺	LCMS RT	NMR
88	399	3.83	
89	401.3	3.62	
90	407.3	3.59	
91	505.2	2.88	
92	384	3.36	1H NMR (400 MHz, CD ₃ CN) δ 1.27-1.30 (m, 2H), 1.65-1.67 (m, 2H), 6.05 (s, 2H), 6.93 (d, J = 8.4 Hz, 1H), 7.04-7.09 (m, 2H), 7.67 (t, J = 7.7 Hz, 1H), 7.79-7.81 (m, 1H), 7.91-7.94 (m, 1H), 8.02-8.08 (m, 2H), 8.23 (dd, J = 8.9, 2.5 Hz, 1H), 8.50 (d, J = 1.9 Hz, 1H), 8.58 (br s, 1H)
93	402	2.73	1H NMR (400 MHz, CD ₃ CN) δ 1.16-1.24 (m, 2H), 1.57-1.62 (m, 2H), 6.05 (s, 2H), 6.95 (d, J = 7.6 Hz, 1H), 7.05-7.09 (m, 2H), 7.71- 7.75 (m, 2H), 7.95 (br s, 1H), 8.04- 8.10 (m, 3H), 8.22 (d, J = 8.7 Hz, 1H), 8.54 (d, J = 2.5 Hz, 1H)
94	419.3	2.8	
95	403.3	2.98	
97	416.5	3.22	
98	421	3	
99	407.1	3.32	
100	389	2.83	1H NMR (400 MHz, CD ₃ CN) δ 1.21-1.26 (m, 2H), 1.60-1.65 (m, 2H), 4.65 (s, 2H), 6.03 (s, 2H), 6.89-6.94 (m, 1H), 7.02-7.08 (m, 2H), 7.36-7.62 (m, 3H), 8.12 (s, 2H), 8.36 (br s, 1H), 8.45-8.47 (m, 1H)
101	388.9	3.27	1H NMR(400 MHz, CD ₃ CN) δ 1.22-1.24 (m, 2H), 1.61-1.63 (m, 2H), 3.82 (s, 3H), 6.04 (s, 2H), 6.92 (d, J = 8.4 Hz, 1H), 7.04-7.12 (m, 4H), 7.34 (dd, J = 7.6, 1.7 Hz, 1H), 7.38-7.43 (m, 1H), 8.03 (dd, J = 8.7, 2.3 Hz, 1H), 8.10 (dd, J = 8.7, 0.7 Hz, 1H), 8.27 (br s, 1H), 8.37-8.39 (m, 1H)
102	401.3	3.77	
103	430.5	3.04	
104	388.3	2.32	
105	521.2	2.46	
106	393	3.63	
107	416	2.84	1H NMR (400 MHz, CD ₃ CN/ DMSO-d ₆) δ 1.13-1.22 (m, 2H), 1.53-1.64 (m, 2H), 2.07 (s, 3H), 6.08 (s, 2H), 6.90-6.95 (m, 1H), 7.01-7.09 (m, 2H), 7.28 (d, J = 8.8 Hz, 1H), 7.37 (t, J = 7.9 Hz, 1H), 7.61 (d, J = 8.8 Hz, 1H), 7.84 (d, J = 1.6 Hz, 1H), 7.95 (dd, J = 2.5, 8.7 Hz, 1H), 8.03 (br s, 1H), 8.16 (d, J = 8.7 Hz, 1H), 8.42 (d, J = 2.4 Hz, 1H), 9.64 (s, 1H)
108	403.3	3.07	
109	349.1	3.29	
110	389.2	3.15	
111	521.2	2.27	
112	394	3.82	
113	407.5	3.3	
114	417.1	3.17	
115	398.1	3.22	
116	394	3.1	1H NMR (400 MHz, CD ₃ CN) δ 1.18-1.26 (m, 2H), 1.59-1.64 (m, 2H), 6.05 (s, 2H), 6.95 (d, J = 8.4 Hz, 1H), 7.06-7.11 (m, 2H), 7.40 (d, J = 4.9 Hz, 1H), 7.92-7.96 (m, 2H), 8.26 (d, J = 9.3 Hz, 1H), 8.36 (d, J =

TABLE 7-continued

Physical data for exemplary compounds.			
Compound No.	LCMS [M + H] ⁺	LCMS RT	NMR
117	363.3	3.48	1.7 Hz, 1H), 8.56 (d, J = 5.0 Hz, 1H), 8.70 (s, 1H)
118	374.3	3.54	
119	494.3	3.59	
120	505.2	2.9	
121	374.3	7.55	
122	417.3	3.63	
123	389.3	3.47	
124	417.1	3.29	
125	417.3	3.08	
126	427.3	3.89	
127	535.2	2.76	
128	386.9	3.67	
129	377.1	3.67	
130	389.1	3.4	1H NMR (400 MHz, CD ₃ CN) δ 1.22-1.24 (m, 2H), 1.61-1.63 (m, 2H), 3.86 (s, 3H), 6.05 (s, 2H), 6.93 (d, J = 8.4 Hz, 1H), 6.97-7.00 (m, 1H), 7.05-7.08 (m, 2H), 7.16-7.21 (m, 2H), 7.41 (t, J = 8.0 Hz, 1H), 8.07-8.17 (m, 3H), 8.48-8.48 (m, 1H)
131	407.3	3.49	1H NMR (400 MHz, CD ₃ CN) δ 1.17-1.25 (m, 2H), 1.57-1.64 (m, 2H), 3.72 (s, 6H), 6.04 (s, 2H), 6.74 (d, J = 8.4 Hz, 2H), 6.93 (d, J = 8.4 Hz, 1H), 7.05-7.08 (m, 2H), 7.35 (t, J = 8.4 Hz, 1H), 7.75 (d, J = 10.5 Hz, 1H), 8.07-8.14 (m, 3H)
132	419	3.09	
133	431.3	3.27	
135	417.3	3.81	
136	535.2	2.75	
137	403.5	3.35	
138	432.5	2.76	H NMR (400 MHz, CD ₃ CN) δ 1.30-1.35 (m, 2H), 1.69-1.74 (m, 2H), 3.09 (s, 6H), 4.05 (s, 3H), 6.04 (s, 2H), 6.38 (d, J = 2.4 Hz, 1H), 6.50 (dd, J = 9.0, 2.4 Hz, 1H), 6.93 (d, J = 8.4 Hz, 1H), 7.03-7.06 (m, 2H), 7.31 (d, J = 7.7 Hz, 1H), 7.71 (d, J = 8.8 Hz, 2H), 7.97 (t, J = 8.3 Hz, 1H)
139	421.1	2.71	1H NMR (400 MHz, CD ₃ CN) δ 1.28-1.37 (m, 2H), 1.66-1.73 (m, 2H), 6.05 (s, 2H), 6.91-6.97 (m, 1H), 7.05-7.09 (m, 2H), 7.69-7.74 (m, 1H), 7.82 (t, J = 7.7 Hz, 1H), 7.93 (d, J = 7.2 Hz, 1H), 8.04 (d, J = 8.8 Hz, 1H), 8.15 (d, J = 8.2 Hz, 1H), 8.37 (d, J = 8.8 Hz, 1H), 8.58-8.65 (m, 2H), 8.82 (br s, 1H), 8.94 (d, J = 6.2 Hz, 1H)
140	416.5	2.92	
141	410	2.83	
142	349.3	3.33	
143	373.1	3.68	
144	535.2	2.33	
145	390.3	3.4	
146	386.9	3.72	
147	419.1	3.13	
148	393.1	3.72	1H NMR (400 MHz, CD ₃ CN) δ 1.20-1.27 (m, 2H), 1.58-1.67 (m, 2H), 6.05 (s, 2H), 6.94 (d, J = 8.4 Hz, 1H), 7.05-7.09 (m, 2H), 7.41-

TABLE 7-continued

Physical data for exemplary compounds.			
Com- pound No.	LCMS [M + H] ⁺	LCMS RT	NMR
			7.50 (m, 2H), 7.55-7.59 (m, 1H), 7.66-7.69 (m, 1H), 8.07 (d, J = 11.2 Hz, 1H), 8.11 (br s, 1H), 8.16 (d, J = 8.8 Hz, 1H), 8.48 (d, J = 1.9 Hz, 1H)
149	458.5	2.42	
150	403.5	3.04	
151	452.3	3.44	H NMR (400 MHz, MeOD) δ 1.30- 1.36 (m, 2H), 1.71-1.77 (m, 2H), 2.58 (s, 3H), 6.04 (s, 2H), 6.93 (dd, J = 0.8, 7.5 Hz, 1H), 7.04-7.08 (m, 2H), 7.86 (dd, J = 0.8, 7.7 Hz, 1H), 8.00-8.02 (m, 2H), 8.08-8.12 (m, 3H), 8.19-8.23 (m, 1H)
152	403	2.97	
153	359.1	3.36	¹ H NMR (400 MHz, CD ₃ CN) δ 1.24-1.26 (m, 2H), 1.62-1.65 (m, 2H), 6.05 (s, 2H), 6.93 (d, J = 8.4 Hz, 1H), 7.05-7.08 (m, 2H), 7.42- 7.46 (m, 1H), 7.49-7.53 (m, 2H), 7.63-7.66 (m, 2H), 8.10-8.16 (m, 2H), 8.33 (br s, 1H), 8.48-8.48 (m, 1H)
154	395.1	3.34	
155	393	3.7	
156	390.2	3.7	
157	403.5	3.33	
158	390.2	3.58	
159	493.2	2.85	
160	411.3	3.94	
161	419.1	3.2	
162	488.1	3.62	
163	438.1	3	
164	314.1	3.38	
165	538.5	3.28	
166	466.1	2.9	
167	429.3	2.95	
168	526.3	3.189189	
169	498.3	3.7	
170	468.3	3.27	
171	444.5	2.24	
172	551.1	2.849824	
173	377	3.7	
174	493.9	2.69	
175	517.9	3.423179	
176	522.3	3.49262	
177	502.1	3.43	
178	549.1	2.906129	
179	480.1	2.51	
180	520.3	4.295395	
181	488.2	3.07	
182	535.1	3.267469	
183	436.3	3.62	
184	496.3	3.265482	
185	403.5	2.88	
186	420.9	2.86	
187	444.3	2.39	
188	417.3	2.24	
189	466.1	2.88	
190	438.1	2.39	
191	401.1	3.44	
192	552.3	3.18	
193	452.3	2.55	
194	415	4	
195	479.1	1.08	
196	430.5	2.34	
197	512.3	2.961206	
198	444.5	2.75	H NMR (400 MHz, DMSO-d ₆) δ 1.11-1.19 (m, 2H), 1.46-1.52 (m, 2H), 2.31 (s, 3H), 2.94 (s, 3H), 2.99 (s, 3H), 6.08 (s, 2H), 6.97-7.05 (m,

TABLE 7-continued

Physical data for exemplary compounds.			
Com- pound No.	LCMS [M + H] ⁺	LCMS RT	NMR
			2H), 7.13 (d, J = 1.6 Hz, 1H), 7.35 (t, J = 1.5 Hz, 1H), 7.41 (t, J = 7.8 Hz, 2H), 7.51 (t, J = 7.6 Hz, 1H), 7.68 (d, J = 8.4 Hz, 1H), 7.97 (d, J = 8.4 Hz, 1H), 8.34 (s, 1H)
199	540.3	3.18	
200	520.3	3.79	
201	452.1	3.22	
202	536.5	3.63	
203	509.1	2.82	
204	444.5	2.5	
205	524.3	3.48	
206	407.5	3.6	
207	452.1	2.62	
208	520.3	4.06	
209	416.1	2.3	
210	452.3	2.8	H NMR (400 MHz, DMSO-d ₆) δ 1.11-1.19 (m, 2H), 1.47-1.52 (m, 2H), 2.31 (s, 6.08 (s, 2H), 6.96-7.07 (m, 2H), 7.13 (d, J = 1.6 Hz, 1H), 7.43 (s, 1H), 7.57 (d, J = 8.1 Hz, 2H), 7.69 (d, J = 8.5 Hz, 2H), 7.89 (d, J = 8.2 Hz, 2H), 7.99 (d, J = 8.4 Hz, 1H), 8.38 (s, 1H)
211	480.3	3.33	
212	521.1	3.23	
213	415.3	3.4	
214	562.3	3.71	
215	403.3	2.67	
216	421.1	2.91	
217	387.1	2.89	
218	488.3	3.73	
219	403.7	2.43	
220	508.5	3.46	
221	508.3	3.46	
222	401.1	2.76	
223	484.5	3.95	
224	407.5	3.23	
225	401.2	3.49	
226	608.3	3.58	
227	417.1	2.24	
228	452.3	3.21	
229	407.1	3.08	
230	401.3	2.68	
231	389.1	2.36	
232	481.9	3.155919	
233	535.9	3.58	
234	551.1	2.90	
235	415.3	3.71	H NMR (400 MHz, DMSO-d ₆) δ 1.12-1.17 (m, 2H), 1.23 (d, J = 6.9 Hz, 6H), 1.47-1.51 (m, 2H), 2.30 (s, 3H), 2.92 (septet, J = 6.9 Hz, 1H), 6.08 (s, 2H), 6.97-7.05 (m, 2H), 7.12-7.17 (m, 2H), 7.20-7.22 (m, 1H), 7.24-7.26 (m, 1H), 7.36 (t, J = 7.6 Hz, 1H), 7.65 (d, J = 8.4 Hz, 1H), 7.95 (d, J = 8.4 Hz, 1H), 8.32 (s, 1H)
236	540.3	3.85	
237	456.5	3.35	
238	416.5	2.35	
239	529.3	2.29	
240	442.3	3.57	
241	466.3	3.5	
242	506.3	3.67	
243	403.3	2.69	
244	534.3	3.93	
245	466.3	3.6	
246	496.3	2.9	
247	458.5	2.3	
248	450.3	3.01	

TABLE 7-continued

Physical data for exemplary compounds.			
Com- pound No.	LCMS [M + H] ⁺	LCMS RT	NMR
249	565.2	2.89	
250	480.5	3.74	
251	452.1	1.07	
252	389.1	2.82	
253	530.3	2.8	
254	466.1	1.06	
255	488.2	3.05	
256	558.3	3.46	
257	407.5	3.27	
258	430.5	2.66	H NMR (400 MHz, DMSO-d ₆) δ 1.12-1.18 (m, 2H), 1.47-1.54 (m, 2H), 2.30 (s, 3H), 2.79 (d, J = 4.5 Hz, 3H), 6.08 (s, 2H), 6.96-7.07 (m, 2H), 7.13 (d, J = 1.6 Hz, 1H), 7.48-7.57 (m, 2H), 7.70 (d, J = 8.4 Hz, 1H), 7.78 (d, J = 1.5 Hz, 1H), 7.84 (dt, J = 7.3, 1.7 Hz, 1H), 7.98 (d, J = 8.4 Hz, 1H), 8.36 (s, 1H), 8.50-8.51 (m, 1H)
259	470.3	3.82	
260	403.1	2.27	
261	549.1	3.39	
262	438.1	3.43	
263	403.3	2.8	
264	407.1	3.04	
265	430.5	2.18	
266	403.3	2.96	
267	531.9	2.81	
268	496.3	3.24	
269	373.5	2.76	
270	520.3	4.21	
271	450.3	3.77	
272	403.2	1.09	
273	543.1	2.89	
274	417.3	2.26	
275	527.9	3.91	
276	510.3	3.37	
277	403.1	2.2	
278	430.5	2.68	H NMR (400 MHz, DMSO-d ₆) δ 1.12-1.19 (m, 2H), 1.47-1.51 (m, 2H), 2.31 (s, 3H), 2.80 (d, J = 4.5 Hz, 3H), 6.08 (s, 2H), 6.97-7.05 (m, 2H), 7.13 (d, J = 1.6 Hz, 1H), 7.45 (d, J = 8.4 Hz, 2H), 7.68 (d, J = 8.4 Hz, 1H), 7.90 (d, J = 8.5 Hz, 2H), 7.97 (d, J = 8.3 Hz, 1H), 8.35 (s, 1H), 8.50 (q, J = 4.5 Hz, 1H)
279	536.5	3.19	
280	480.3	3.25	
281	550.5	3.78	
282	482.5	3.15	
283	416.3	2.58	
284	554.3	3.99	
285	546.3	2.87	
286	416.1	2.29	
287	443	4.02	
288	466.3	2.76	
289	373.1	2.84	
290	429.3	3	
291	403.1	2.24	
292	479.2	2.49	
293	417.3	2.65	
294	403.5	2.39	
295	416.3	2.61	H NMR (400 MHz, DMSO-d ₆) δ 1.14-1.18 (m, 2H), 1.46-1.54 (m, 2H), 2.31 (s, 3H), 6.08 (s, 2H), 6.97-7.05 (m, 2H), 7.13 (d, J = 1.6 Hz, 1H), 7.44 (s, 1H), 7.49-7.56 (m,

TABLE 7-continued

Physical data for exemplary compounds.			
Com- pound No.	LCMS [M + H] ⁺	LCMS RT	NMR
			2H), 7.72 (d, J = 8.4 Hz, 1H), 7.83-7.85 (m, 1H), 7.87-7.91 (m, 1H), 7.99 (d, J = 8.4 Hz, 1H), 8.05 (s, 1H), 8.39 (s, 1H)
296	387.1	3.09	
297	430.2	2.38	
298	403.2	2.72	
299	387.3	2.86	
300	387.3	3.03	
301	403.5	2.44	
302	508.3	3.45	
303	417.3	2.58	
304	549.1	3.35	
305	429.5	3.01	
306	492.3	3.81	
307	512.3	2.97	
308	415.3	2.85	
309	444.5	2.75	
310	430.5	2.41	
311	534.3	3.92	
312	492.3	3.99	
313	387.3	2.84	
314	430.5	2.37	
315	387	1.12	
316	526.3	3.08	
317	344.2	3.35	
318	536.5	3.17	
319	492.3	3.69	
320	430.2	2.38	
321	452.3	2.55	
322	387.1	2.6	
323	387.1	3.01	
324	402.5	2.14	
325	531.9	3.83	
326	444.5	2.5	
327	403.3	2.83	
328	401.1	3.48	
329	415.3	3.36	
330	522.3	4.14	
331	387.1	3.01	
332	505.9	4.06	
333	417.1	2.58	
334	403.5	2.92	
335	520.3	4.22	
336	510.3	3.36	
337	401.1	2.73	
338	479.9	3.44	
339	508.3	3.83	
340	512.5	3.6	
341	452.3	3.15	
342	540.3	3.07	
343	480.3	3	
344	526.3	3.15	
345	422.1	3.21	
346	415	4.05	
347	523.1	3.10	
348	416.3	1.87	
349	438.1	2.4	
350	402.5	2.18	
351	373.1	3.08	
352	415.7	3.13	
353	420.9	2.9	
354	407.3	3.03	
355	480.3	2.96	
356	452.3	2.47	
357	466.3	2.63	
358	536.5	3.26	
359	402.1	2.2	
360	510.3	3.42	
361	407	3.11	
362	494.5	3.45	

TABLE 7-continued

Physical data for exemplary compounds.			
Com- pound No.	LCMS [M + H] ⁺	LCMS RT	NMR
363	438.1	3.42	
364	535.9	3.44	
365	402.1	2.21	
366	565.2	3.01	
367	403.5	2.36	
368	444.5	2.97	
369	408.5	3.43	
370	403.3	2.45	
371	430.5	2.43	
372	478.3	3.47	
373	524.3	3.50	
374	466.3	2.35	
375	416.5	2.36	
376	552.3	3.42	
377	524.5	3.17	
378	538.5	3.07	
379	528.3	3.33	
380	548.3	3.75	
381	526.3	3.46	
382	520.5	3.48	
383	518.1	3.55	
384	542.3	3.59	
385	550.5	3.69	
386	524.3	3.15	
387	522.5	3.78	
388	542.2	3.6	
389	467.3	1.93	
390	469.3	1.99	
391	507.5	2.12	
392	453.5	1.99	
393	487.3	2.03	
394	483.5	1.92	
395	441.3	4.33	
396	453.3	1.93	
397	439.5	1.94	
398	471.3	2	
399	537.5	2.1	
400	525.3	2.19	
401	453.5	1.96	
402	483.3	1.87	
403	457.5	1.99	
404	469.5	1.95	
405	471.3	1.98	
406	525.3	2.15	
407	439.4	1.97	
408	525.1	2.14	
409	618.7	3.99	
410	374.5	2.46	
411	507.5	2.14	
412	390.1	3.09	
413	552.3	4.04	
414	457.5	2.06	
415	521.5	2.14	
416	319	3.32	
417	471.3	1.96	
418	417.3	1.75	
419	473.3	2.04	
420	389.3	2.94	
421	457.5	1.99	
422	467.3	1.96	

ASSAYS

Assays for Detecting and Measuring $\Delta F508$ -CFTR Correction Properties of CompoundsJJ. Membrane Potential Optical Methods for Assaying $\Delta F508$ -CFTR Modulation Properties of Compounds

[0440] The optical membrane potential assay utilized voltage-sensitive FRET sensors described by Gonzalez and Tsien (See, Gonzalez, J. E. and R. Y. Tsien (1995) "Voltage sensing by fluorescence resonance energy transfer in single cells" *Biophys J* 69(4): 1272-80, and Gonzalez, J. E. and R. Y. Tsien (1997) "Improved indicators of cell membrane potential that use fluorescence resonance energy transfer" *Chem Biol* 4(4): 269-77) in combination with instrumentation for measuring fluorescence changes such as the Voltage/Ion Probe Reader (VIPR) (See, Gonzalez, J. E., K. Oades, et al. (1999) "Cell-based assays and instrumentation for screening ion-channel targets" *Drug Discov Today* 4(9): 431-439).

[0441] These voltage sensitive assays are based on the change in fluorescence resonant energy transfer (FRET) between the membrane-soluble, voltage-sensitive dye, DiSBAC₂(3), and a fluorescent phospholipid, CC2-DMPE, which is attached to the outer leaflet of the plasma membrane and acts as a FRET donor. Changes in membrane potential (V_m) cause the negatively charged DiSBAC₂(3) to redistribute across the plasma membrane and the amount of energy transfer from CC2-DMPE changes accordingly. The changes in fluorescence emission were monitored using VIPR™ II, which is an integrated liquid handler and fluorescent detector designed to conduct cell-based screens in 96- or 384-well microtiter plates.

1. Identification of Correction Compounds

[0442] To identify small molecules that correct the trafficking defect associated with $\Delta F508$ -CFTR; a single-addition HTS assay format was developed. The cells were incubated in serum-free medium for 16 hrs at 37° C. in the presence or absence (negative control) of test compound. As a positive control, cells plated in 384-well plates were incubated for 16 hrs at 27° C. to "temperature-correct" $\Delta F508$ -CFTR. The cells were subsequently rinsed 3× with Krebs Ringers solution and loaded with the voltage-sensitive dyes. To activate $\Delta F508$ -CFTR, 10 μM forskolin and the CFTR potentiator, genistein (20 μM), were added along with Cl⁻-free medium to each well. The addition of Cl⁻-free medium promoted Cl⁻ efflux in response to $\Delta F508$ -CFTR activation and the resulting membrane depolarization was optically monitored using the FRET-based voltage-sensor dyes.

2. Identification of Potentiator Compounds

[0443] To identify potentiators of $\Delta F508$ -CFTR, a double-addition HTS assay format was developed. During the first addition, a Cl⁻-free medium with or without test compound was added to each well. After 22 sec, a second addition of Cl⁻-free medium containing 2-10 μM forskolin was added to activate $\Delta F508$ -CFTR. The extracellular Cl⁻ concentration following both additions was 28 mM, which promoted Cl⁻ efflux in response to $\Delta F508$ -CFTR activation and the resulting membrane depolarization was optically monitored using the FRET-based voltage-sensor dyes.

3. Solutions

[0444] Bath Solution #1: (in mM) NaCl 160, KCl 4.5, CaCl₂ 2, MgCl₂ 1, HEPES 10, pH 7.4 with NaOH.

[0445] Chloride-free bath solution: Chloride salts in Bath Solution #1 are substituted with gluconate salts.

[0446] CC2-DMPE: Prepared as a 10 mM stock solution in DMSO and stored at -20° C.

[0447] DiSBAC₂(3): Prepared as a 10 mM stock in DMSO and stored at -20° C.

[0448] 4. Cell Culture

[0449] NIH3T3 mouse fibroblasts stably expressing $\Delta F508$ -CFTR are used for optical measurements of membrane potential. The cells are maintained at 37° C. in 5% CO₂ and 90% humidity in Dulbecco's modified Eagle's medium supplemented with 2 mM glutamine, 10% fetal bovine serum, 1×NEAA, β -ME, 1× pen/strep, and 25 mM HEPES in 175 cm² culture flasks. For all optical assays, the cells were seeded at 30,000/well in 384-well matrigel-coated plates and cultured for 2 hrs at 37° C. before culturing at 27° C. for 24 hrs for the potentiator assay. For the correction assays, the cells are cultured at 27° C. or 37° C. with and without compounds for 16-24 hours. Electrophysiological Assays for assaying $\Delta F508$ -CFTR modulation properties of compounds

1. Using Chamber Assay

[0450] Using chamber experiments were performed on polarized epithelial cells expressing $\Delta F508$ -CFTR to further characterize the $\Delta F508$ -CFTR modulators identified in the optical assays. FRT ^{$\Delta F508$ -CFTR} epithelial cells grown on Costar Snapwell cell culture inserts were mounted in an Ussing chamber (Physiologic Instruments, Inc., San Diego, Calif.), and the monolayers were continuously short-circuited using a Voltage-clamp System (Department of Bioengineering, University of Iowa, IA, and, Physiologic Instruments, Inc., San Diego, Calif.). Transepithelial resistance was measured by applying a 2-mV pulse. Under these conditions, the FRT epithelia demonstrated resistances of 4 K Ω /cm² or more. The solutions were maintained at 27° C. and bubbled with air. The electrode offset potential and fluid resistance were corrected using a cell-free insert. Under these conditions, the current reflects the flow of Cl⁻ through $\Delta F508$ -CFTR expressed in the apical membrane. The I_{SC} was digitally acquired using an MP 100A-CE interface and AcqKnowledge software (v3.2.6; BIOPAC Systems, Santa Barbara, Calif.).

2. Identification of Correction Compounds

[0451] Typical protocol utilized a basolateral to apical membrane Cl⁻ concentration gradient. To set up this gradient, normal ringer was used on the basolateral membrane, whereas apical NaCl was replaced by equimolar sodium gluconate (titrated to pH 7.4 with NaOH) to give a large Cl⁻ concentration gradient across the epithelium. All experiments were performed with intact monolayers. To fully activate $\Delta F508$ -CFTR, forskolin (10 μM) and the PDE inhibitor, IBMX (100 μM), were applied followed by the addition of the CFTR potentiator, genistein (50 μM).

[0452] As observed in other cell types, incubation at low temperatures of FRT cells stably expressing $\Delta F508$ -CFTR increases the functional density of CFTR in the plasma membrane. To determine the activity of correction compounds, the cells were incubated with 10 μM of the test

compound for 24 hours at 37° C. and were subsequently washed 3× prior to recording. The cAMP- and genistein-mediated I_{SC} in compound-treated cells was normalized to the 27° C. and 37° C. controls and expressed as percentage activity. Preincubation of the cells with the correction compound significantly increased the cAMP- and genistein-mediated I_{SC} compared to the 37° C. controls.

3. Identification of Potentiator Compounds

[0453] Typical protocol utilized a basolateral to apical membrane Cl^- concentration gradient. To set up this gradient, normal ringers was used on the basolateral membrane and was permeabilized with nystatin (360 µg/ml), whereas apical NaCl was replaced by equimolar sodium gluconate (titrated to pH 7.4 with NaOH) to give a large Cl^- concentration gradient across the epithelium. All experiments were performed 30 min after nystatin permeabilization. Forskolin (10 µM) and all test compounds were added to both sides of the cell culture inserts. The efficacy of the putative ΔF508-CFTR potentiators was compared to that of the known potentiator, genistein.

4. Solutions

[0454] Basolateral solution (in mM): NaCl (135), $CaCl_2$ (1.2), $MgCl_2$ (1.2), K_2HPO_4 (2.4), KH_2PO_4 (0.6), N-2-hydroxyethylpiperazine-N'-2-ethanesulfonic acid (HEPES) (10), and dextrose (10). The solution was titrated to pH 7.4 with NaOH.

[0455] Apical solution (in mM): Same as basolateral solution with NaCl replaced with Na Gluconate (135).

5. Cell Culture

[0456] Fisher rat epithelial (FRT) cells expressing ΔF508-CFTR (FRT^{ΔF508-CFTR}) were used for Ussing chamber experiments for the putative ΔF508-CFTR modulators identified from our optical assays. The cells were cultured on Costar Snapwell cell culture inserts and cultured for five days at 37° C. and 5% CO_2 in Coon's modified Ham's F-12 medium supplemented with 5% fetal calf serum, 100 U/ml penicillin, and 100 µg/ml streptomycin. Prior to use for characterizing the potentiator activity of compounds, the cells were incubated at 27° C. for 16-48 hrs to correct for the ΔF508-CFTR. To determine the activity of corrections compounds, the cells were incubated at 27° C. or 37° C. with and without the compounds for 24 hours.

6. Whole-Cell Recordings

[0457] The macroscopic ΔF508-CFTR current ($I_{\Delta F508}$) in temperature- and test compound-corrected NIH3T3 cells stably expressing ΔF508-CFTR were monitored using the perforated-patch, whole-cell recording. Briefly, voltage-clamp recordings of $I_{\Delta F508}$ were performed at room temperature using an Axopatch 200B patch-clamp amplifier (Axon Instruments Inc., Foster City, Calif.). All recordings were acquired at a sampling frequency of 10 kHz and low-pass filtered at 1 kHz. Pipettes had a resistance of 5-6 MΩ when filled with the intracellular solution. Under these recording conditions, the calculated reversal potential for Cl^- (E_{Cl^-}) at room temperature was -28 mV. All recordings had a seal resistance >20 GΩ and a series resistance <15 MΩ. Pulse generation, data acquisition, and analysis were performed using a PC equipped with a Digidata 1320 A/D interface in conjunction with Clampex 8 (Axon Instruments

Inc.). The bath contained <250 µl of saline and was continuously perfused at a rate of 2 ml/min using a gravity-driven perfusion system.

7. Identification of Correction Compounds

[0458] To determine the activity of correction compounds for increasing the density of functional ΔF508-CFTR in the plasma membrane, we used the above-described perforated-patch-recording techniques to measure the current density following 24-hr treatment with the correction compounds. To fully activate ΔF508-CFTR, 10 µM forskolin and 20 µM genistein were added to the cells. Under our recording conditions, the current density following 24-hr incubation at 27° C. was higher than that observed following 24-hr incubation at 37° C. These results are consistent with the known effects of low-temperature incubation on the density of ΔF508-CFTR in the plasma membrane. To determine the effects of correction compounds on CFTR current density, the cells were incubated with 10 µM of the test compound for 24 hours at 37° C. and the current density was compared to the 27° C. and 37° C. controls (% activity). Prior to recording, the cells were washed 3× with extracellular recording medium to remove any remaining test compound. Preincubation with 10 µM of correction compounds significantly increased the cAMP- and genistein-dependent current compared to the 37° C. controls.

8. Identification of Potentiator Compounds

[0459] The ability of ΔF508-CFTR potentiators to increase the macroscopic ΔF508-CFTR Cl^- current ($I_{\Delta F508}$) in NIH3T3 cells stably expressing ΔF508-CFTR was also investigated using perforated-patch-recording techniques. The potentiators identified from the optical assays evoked a dose-dependent increase in $I_{\Delta F508}$ with similar potency and efficacy observed in the optical assays. In all cells examined, the reversal potential before and during potentiator application was around -30 mV, which is the calculated E_{Cl^-} (-28 mV).

9. Solutions

[0460] Intracellular solution (in mM): Cs-aspartate (90), CsCl (50), $MgCl_2$ (1), HEPES (10), and 240 µg/ml amphotericin-B (pH adjusted to 7.35 with CsOH).

[0461] Extracellular solution (in mM): N-methyl-D-glucamine (NMDG)-Cl (150), $MgCl_2$ (2), $CaCl_2$ (2), HEPES (10) (pH adjusted to 7.35 with HCl).

10. Cell Culture

[0462] NIH3T3 mouse fibroblasts stably expressing ΔF508-CFTR are used for whole-cell recordings. The cells are maintained at 37° C. in 5% CO_2 and 90% humidity in Dulbecco's modified Eagle's medium supplemented with 2 mM glutamine, 10% fetal bovine serum, 1×NEAA, β-ME, 1× pen/strep, and 25 mM HEPES in 175 cm² culture flasks. For whole-cell recordings, 2,500-5,000 cells were seeded on poly-L-lysine-coated glass coverslips and cultured for 24-48 hrs at 27° C. before use to test the activity of potentiators; and incubated with or without the correction compound at 37° C. for measuring the activity of correctors.

11. Single-Channel Recordings

[0463] The single-channel activities of temperature-corrected $\Delta F508$ -CFTR stably expressed in NIH3T3 cells and activities of potentiator compounds were observed using excised inside-out membrane patch. Briefly, voltage-clamp recordings of single-channel activity were performed at room temperature with an Axopatch 200B patch-clamp amplifier (Axon Instruments Inc.). All recordings were acquired at a sampling frequency of 10 kHz and low-pass filtered at 400 Hz. Patch pipettes were fabricated from Corning Kovar Sealing #7052 glass (World Precision Instruments, Inc., Sarasota, Fla.) and had a resistance of 5-8 M Ω when filled with the extracellular solution. The $\Delta F508$ -CFTR was activated after excision, by adding 1 mM Mg-ATP, and 75 nM of the cAMP-dependent protein kinase, catalytic subunit (PKA; Promega Corp. Madison, Wis.). After channel activity stabilized, the patch was perfused using a gravity-driven microperfusion system. The inflow was placed adjacent to the patch, resulting in complete solution exchange within 1-2 sec. To maintain $\Delta F508$ -CFTR activity during the rapid perfusion, the nonspecific phosphatase inhibitor F⁻ (10 mM NaF) was added to the bath solution. Under these recording conditions, channel activity remained constant throughout the duration of the patch recording (up to 60 min). Currents produced by positive charge moving from the intra- to extracellular solutions (anions moving in the opposite direction) are shown as positive currents. The pipette potential (V_p) was maintained at 80 mV.

[0464] Channel activity was analyzed from membrane patches containing ≤ 2 active channels. The maximum number of simultaneous openings determined the number of active channels during the course of an experiment. To determine the single-channel current amplitude, the data recorded from 120 sec of $\Delta F508$ -CFTR activity was filtered "off-line" at 100 Hz and then used to construct all-point amplitude histograms that were fitted with multigaussian functions using Bio-Patch Analysis software (Bio-Logic Comp. France). The total microscopic current and open probability (P_o) were determined from 120 sec of channel activity. The P_o was determined using the Bio-Patch software or from the relationship $P_o = I/i(N)$, where I =mean current, i =single-channel current amplitude, and N =number of active channels in patch.

12. Solutions

[0465] Extracellular solution (in mM): NMDG (150), aspartic acid (150), CaCl₂ (5), MgCl₂ (2), and HEPES (10) (pH adjusted to 7.35 with Tris base).

[0466] Intracellular solution (in mM): NMDG-Cl (150), MgCl₂ (2), EGTA (5), TES (10), and Tris base (14) (pH adjusted to 7.35 with HCl).

13. Cell Culture

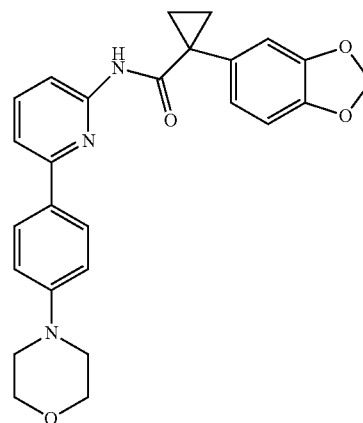
[0467] NIH3T3 mouse fibroblasts stably expressing $\Delta F508$ -CFTR are used for excised-membrane patch-clamp recordings. The cells are maintained at 37° C. in 5% CO₂ and 90% humidity in Dulbecco's modified Eagle's medium supplemented with 2 mM glutamine, 10% fetal bovine serum, 1 \times NEAA, n-ME, 1 \times pen/strep, and 25 mM HEPES in 175 cm² culture flasks. For single channel recordings, 2,500-5,000 cells were seeded on poly-L-lysine-coated glass coverslips and cultured for 24-48 hrs at 27° C. before use. [0468] The exemplified compounds of Table 1 have an activity with a range of about 100 nM and 20 μ M as measured using the assays described hereinabove. The exemplified compounds of Table 1 are found to be sufficiently efficacious as measured using the assays described hereinabove.

OTHER EMBODIMENTS

[0469] It is to be understood that while the invention has been described in conjunction with the detailed description thereof, the foregoing description is intended to illustrate and not limit the scope of the invention, which is defined by the scope of the appended claims. Other aspects, advantages, and modifications are within the scope of the following claims.

1-69. (canceled)

70. A compound having the following chemical formula:



* * * * *