



US00D419886S

United States Patent [19] Gans

[11] **Patent Number: Des. 419,886**
[45] **Date of Patent: ** Feb. 1, 2000**

[54] **CONTAINER**

D. 242,527 11/1976 Plummer D9/500

[75] Inventor: **Henry G. Gans**, Appleton, Wis.

Primary Examiner—Lucy Lieberman
Attorney, Agent, or Firm—McDermott, Will & Emery

[73] Assignee: **American National Can Company**,
Chicago, Ill.

[57] CLAIM

[**] Term: **14 Years**

The ornamental design for a container, as shown.

[21] Appl. No.: **29/099,206**

DESCRIPTION

[22] Filed: **Jan. 15, 1999**

[51] **LOC (7) Cl.** **09-01**

FIG. 1 is a perspective view of the new design of the present invention;

[52] **U.S. Cl.** **D9/538; D9/559**

FIG. 2 is a front elevational view of the new design of the present invention;

[58] **Field of Search** D9/538, 539, 540,
D9/559, 556, 500, 503, 504; 215/382, 383,
384

FIG. 3 is a back elevational view of the new design of the present invention;

FIG. 4 is a right side elevational view of the new design of the present invention;

FIG. 5 is a left side elevational view of the new design of the present invention;

FIG. 6 is a top plan view of the new design of the present invention; and,

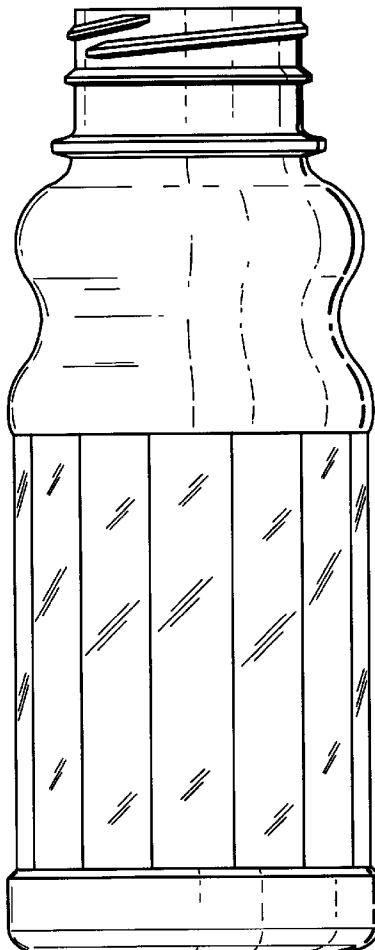
FIG. 7 is a bottom plan view of the new design of the present invention.

[56] References Cited

U.S. PATENT DOCUMENTS

D. 42,965	9/1912	Guidry	D9/559
D. 68,991	12/1925	Root	D9/556
D. 188,074	5/1960	Wunderly	D9/500
D. 241,713	10/1976	Plummer	D9/500

1 Claim, 4 Drawing Sheets



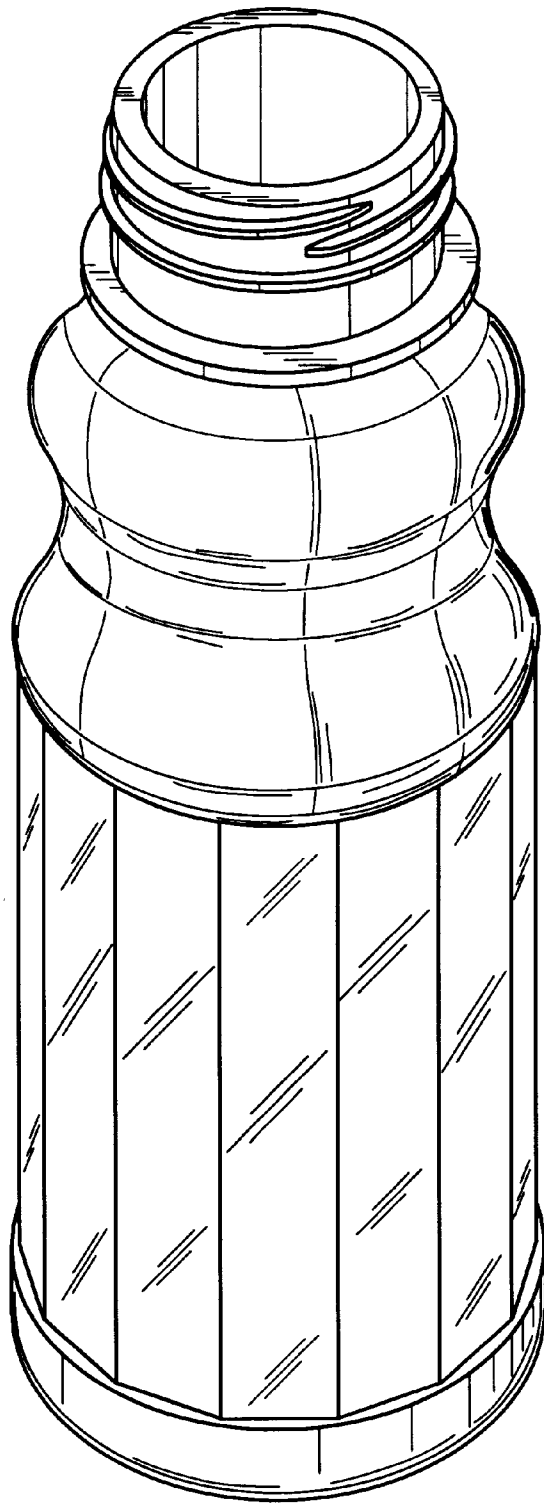


Fig. 1

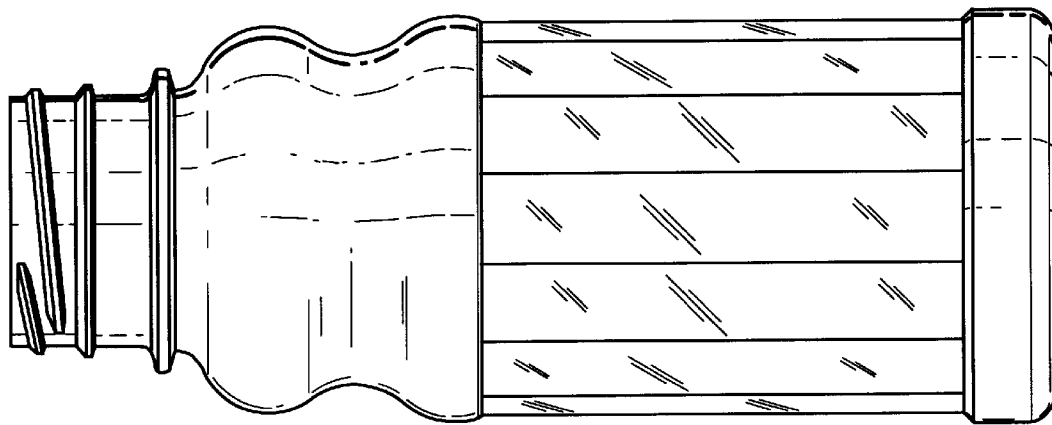


Fig. 2

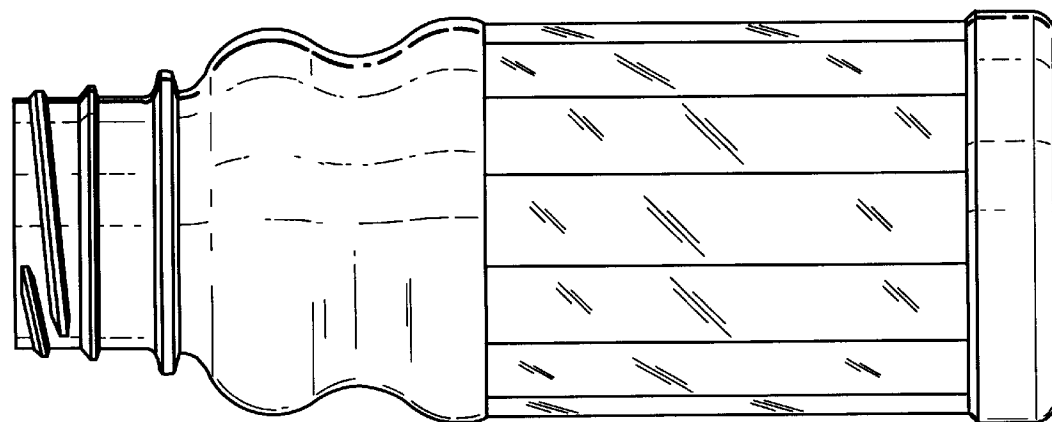


Fig. 3

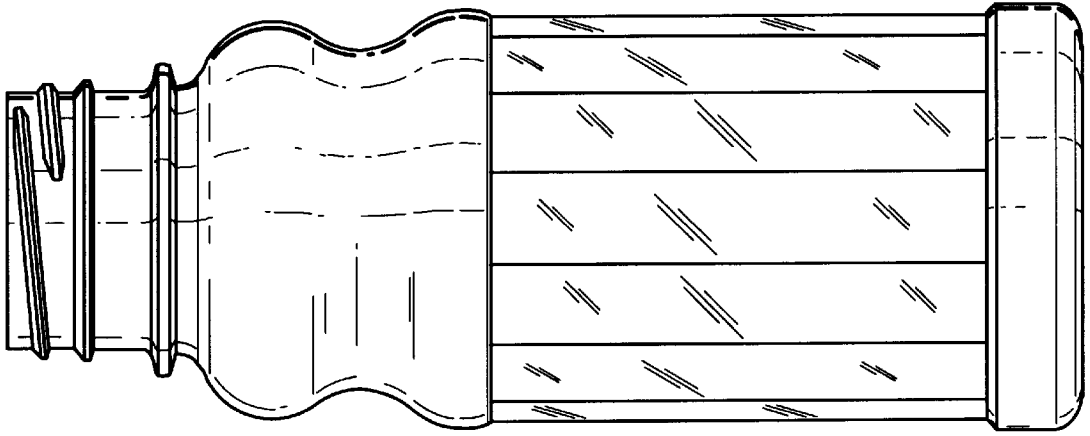


Fig. 4

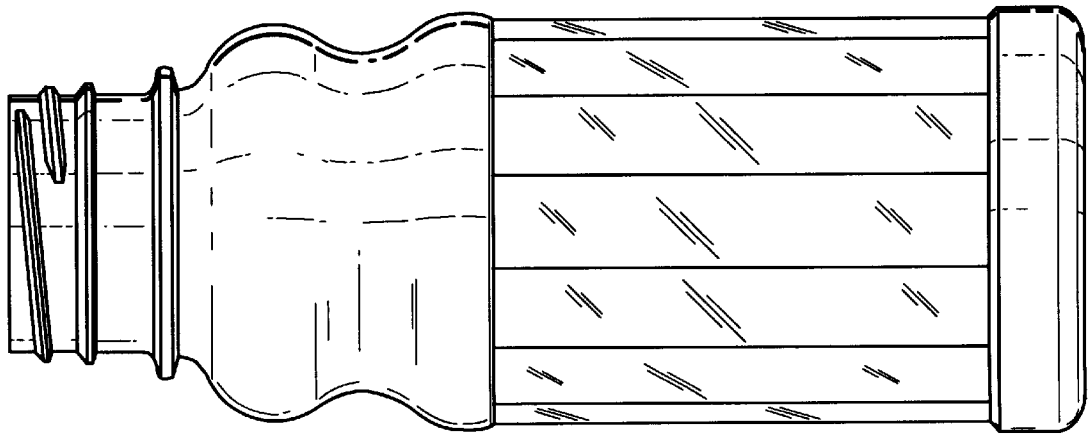


Fig. 5

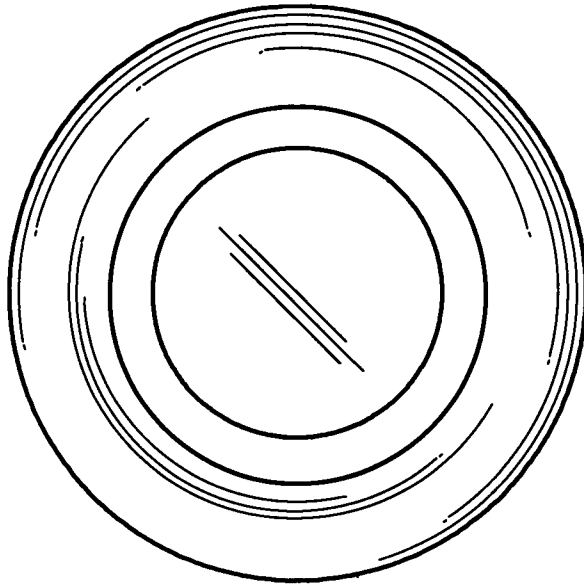


Fig. 7




Fig. 6