



US00D481130S

(12)

United States Design Patent

Seibold et al.

(10) Patent No.: US D481,130 S

(45) Date of Patent: ** Oct. 21, 2003

(54)

STENT WALL STRUCTURE

6,193,747 B1 2/2001 Von Oepen

(75)

Inventors: Gerd Seibold, Ammerbuch (DE);
Jacqueline Wolf, Haigerloch-Owingen (DE)

FOREIGN PATENT DOCUMENTS

DE 297 08 689 U1 8/1997

DE 297 08 879 U1 9/1997

WO WO 96/26689 A1 9/1996

WO WO 97/32543 A1 9/1997

(73)

Assignee: Jomed NV, Ulestraten (NL)

Primary Examiner—Antoine Duval Davis

(**)

Term: 14 Years

(74) Attorney, Agent, or Firm—Shinju Global IP Counselors, LLP

(21)

Appl. No.: 29/170,762

(22)

Filed: Nov. 13, 2002

(57) CLAIM

Related U.S. Application Data

(62) Division of application No. 29/157,167, filed on Mar. 15, 2002, now Pat. No. Des. 471,277.

(30)

Foreign Application Priority Data

Sep. 17, 2001 (DE) 4 01 08 0467

(51)

LOC (7) Cl. 24-03

(52)

U.S. Cl. D24/155

(58)

Field of Search D24/155; 623/1.13–1.23

(56) References Cited

U.S. PATENT DOCUMENTS

5,697,971 A	12/1997	Fischell et al.
5,810,872 A	9/1998	Kanesaka et al.
5,855,600 A	1/1999	Alt
5,876,449 A	3/1999	Starck et al.
5,913,895 A	6/1999	Burpee et al.
5,916,264 A	6/1999	Von Oepen et al.
6,017,365 A	1/2000	Von Oepen
6,048,361 A	4/2000	Von Oepen
6,068,656 A	5/2000	Von Oepen

The ornamental design for a stent wall structure, as shown and described.

DESCRIPTION

FIG. 1 is a side elevational view of a stent wall structure in accordance with our new design;
FIG. 2 is a side elevational view of a stent wall structure in accordance with our new design;
FIG. 3 is a side elevational view of a stent wall structure in accordance with our new design;
FIG. 4 is a side elevational view of a stent wall structure in accordance with our new design; and,
FIG. 5 is a side elevational view of a stent wall structure in accordance with our new design.
Figure drawings 2–5 represent separate embodiments of figure drawing 1.
The stent wall structures illustrated herein are portions of tubular members that are expandable. The inside surfaces of the stent wall structures do not form part of the claimed design.

1 Claim, 5 Drawing Sheets

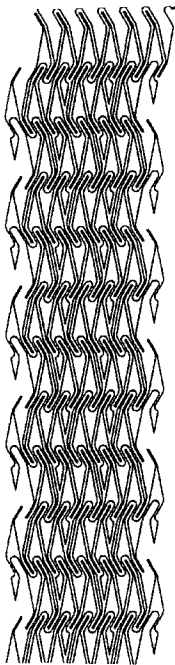


Fig. 1




Fig. 2

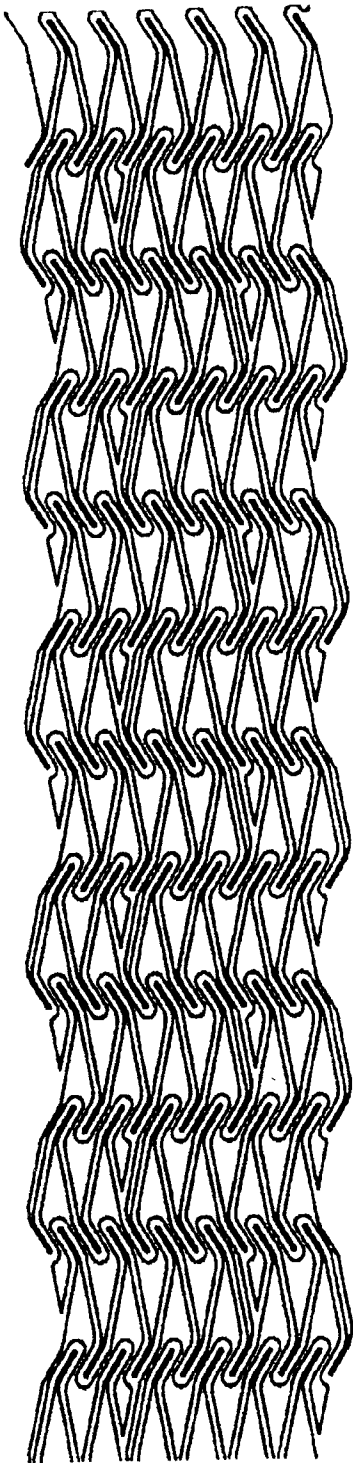


Fig. 3

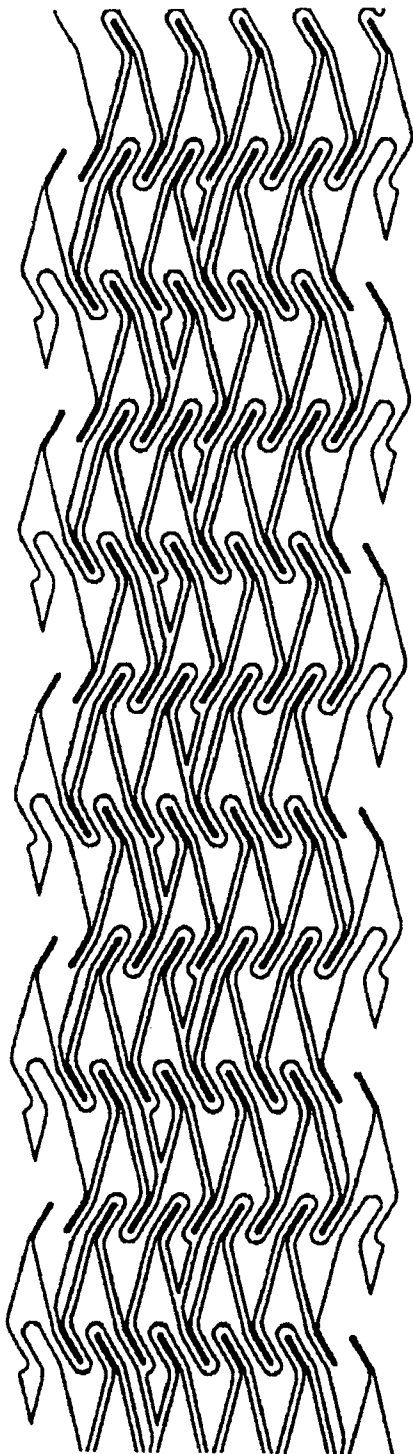


Fig. 4

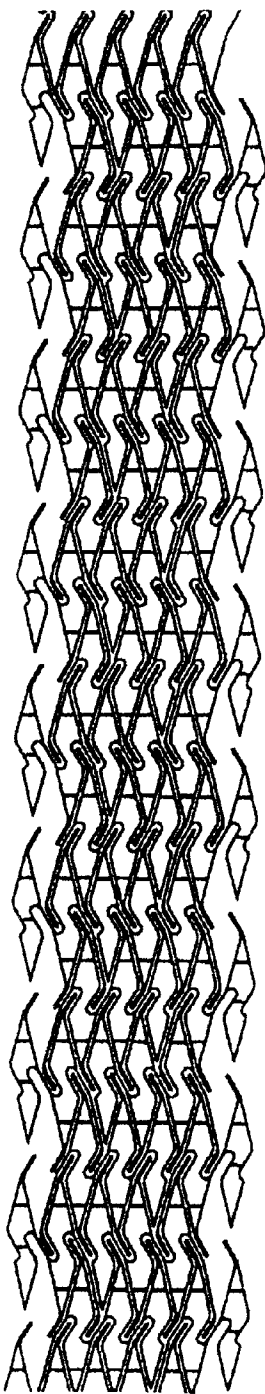


Fig. 5

