

(19) World Intellectual Property Organization
International Bureau



(43) International Publication Date
9 April 2009 (09.04.2009)

PCT

(10) International Publication Number
WO 2009/046235 A1

(51) International Patent Classification:

A61L 27/16 (2006.01) A61F 2/16 (2006.01)
A61L 27/50 (2006.01) G02B 1/04 (2006.01)

(21) International Application Number:

PCT/US2008/078646

(22) International Filing Date: 3 October 2008 (03.10.2008)

(25) Filing Language: English

(26) Publication Language: English

(30) Priority Data:

60/978,000 5 October 2007 (05.10.2007) US

(71) Applicant (for all designated States except US): **ALCON, INC.** [CH/CH]; P. O. Box 62, Bosch 69, CH-6331 Hünenberg (CH).

(72) Inventor; and

(75) Inventor/Applicant (for US only): **SCHLUETER, Douglas, C.** [US/US]; 138 Ranch Creek Drive, Azle, Texas 76020 (US).

(74) Agents: **RYAN, Patrick, M.** et al.; Alcon Research, Ltd., IP Legal TB4-8, 6201 South Freeway, Fort Worth, Texas 76134-2099 (US).

(81) Designated States (unless otherwise indicated, for every kind of national protection available): AE, AG, AL, AM, AO, AT, AU, AZ, BA, BB, BG, BH, BR, BW, BY, BZ, CA, CH, CN, CO, CR, CU, CZ, DE, DK, DM, DO, DZ, EC, EE, EG, ES, FI, GB, GD, GE, GH, GM, GT, HN, HR, HU, ID, IL, IN, IS, JP, KE, KG, KM, KN, KP, KR, KZ, LA, LC, LK, LR, LS, LT, LU, LY, MA, MD, ME, MG, MK, MN, MW, MX, MY, MZ, NA, NG, NI, NO, NZ, OM, PG, PH, PL, PT, RO, RS, RU, SC, SD, SE, SG, SK, SL, SM, ST, SV, SY, TJ, TM, TN, TR, TT, TZ, UA, UG, US, UZ, VC, VN, ZA, ZM, ZW.

(84) Designated States (unless otherwise indicated, for every kind of regional protection available): ARIPO (BW, GH, GM, KE, LS, MW, MZ, NA, SD, SL, SZ, TZ, UG, ZM, ZW), Eurasian (AM, AZ, BY, KG, KZ, MD, RU, TJ, TM), European (AT, BE, BG, CH, CY, CZ, DE, DK, EE, ES, FI, FR, GB, GR, HR, HU, IE, IS, IT, LT, LU, LV, MC, MT, NL, NO, PL, PT, RO, SE, SI, SK, TR), OAPI (BF, BJ, CF, CG, CI, CM, GA, GN, GQ, GW, ML, MR, NE, SN, TD, TG).

Declaration under Rule 4.17:

— of inventorship (Rule 4.17(iv))

Published:

— with international search report

(54) Title: OPTHALMIC AND OTORHINOLARYNGOLOGICAL DEVICE MATERIALS

(57) Abstract: Disclosed are soft, high refractive index, acrylic device materials. The materials contain a hydrophilic side-chain macromer for glistening resistance.



WO 2009/046235 A1

OPHTHALMIC AND OTORHINOLARYNGOLOGICAL DEVICE MATERIALS

Field of the Invention

5 This invention is directed to improved ophthalmic and otorhinolaryngological device materials. In particular, this invention relates to soft, high refractive index acrylic device materials that have improved glistening resistance.

Background of the Invention

10 With the recent advances in small-incision cataract surgery, increased emphasis has been placed on developing soft, foldable materials suitable for use in artificial lenses. In general, these materials fall into one of three
15 categories: hydrogels, silicones, and acrylics.

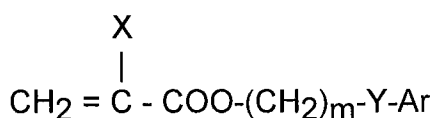
 In general, hydrogel materials have a relatively low refractive index, making them less desirable than other materials because of the thicker lens
20 optic necessary to achieve a given refractive power. Conventional silicone materials generally have a higher refractive index than hydrogels, but tend to unfold explosively after being placed in the eye in a folded position. Explosive unfolding can potentially damage the corneal endothelium and/or rupture the natural lens capsule. Acrylic materials are desirable because they typically
25 have a high refractive index and unfold more slowly or controllably than conventional silicone materials.

 U.S. Patent No. 5,290,892 discloses high refractive index, acrylic materials suitable for use as an intraocular lens ("IOL") material. These
30 acrylic materials contain, as principal components, two aryl acrylic monomers. The IOLs made of these acrylic materials can be rolled or folded for insertion through small incisions.

 U.S. Patent No. 5,331,073 also discloses soft acrylic IOL materials.
35 These materials contain as principal components, two acrylic monomers

which are defined by the properties of their respective homopolymers. The first monomer is defined as one in which its homopolymer has a refractive index of at least about 1.50. The second monomer is defined as one in which its homopolymer has a glass transition temperature less than about 22 °C. These IOL materials also contain a cross-linking component. Additionally, these materials may optionally contain a fourth constituent, different from the first three constituents, which is derived from a hydrophilic monomer. These materials preferably have a total of less than about 15% by weight of a hydrophilic component.

U.S. Patent No. 5,693,095 discloses foldable, high refractive index ophthalmic lens materials containing at least about 90 wt.% of only two principal components: one aryl acrylic hydrophobic monomer and one hydrophilic monomer. The aryl acrylic hydrophobic monomer has the formula



wherein: X is H or CH₃ ;
m is 0-6;
Y is nothing, O, S, or NR, wherein R is H, CH₃, C_nH_{2n+1} (n=1-10), iso-OC₃H₇, C₆H₅, or CH₂C₆H₅; and
Ar is any aromatic ring which can be unsubstituted or substituted with CH₃, C₂H₅, n-C₃H₇, iso-C₃H₇, OCH₃, C₆H₁₁, Cl, Br, C₆H₅, or CH₂C₆H₅.

The lens materials described in the '095 Patent preferably have a glass-transition temperature ("T_g") between about -20 and +25 °C.

Flexible intraocular lenses may be folded and inserted through a small incision. In general, a softer material may be deformed to a greater extent so that it can be inserted through an increasingly smaller incision. Soft acrylic or methacrylic materials typically do not have an appropriate combination of strength, flexibility and non-tacky surface properties to permit IOLs to be inserted through an incision as small as that required for silicone IOLs.

Polyethylene glycol (PEG) dimethacrylates are known to improve glistening resistance of hydrophobic acrylic formulations. See, for example, U.S. Patent Nos. 5,693,095; 6,528,602; 6,653,422; and 6,353,069. Both the concentration and molecular weight of PEG dimethacrylates have an impact on glistening performance. Generally, use of higher molecular weight PEG dimethacrylates (1000 MW) yield copolymers with improved glistening performance at low PEG concentrations (10 – 15 wt%), as compared to lower molecular weight PEG dimethacrylates (<1000 MW). However, low PEG dimethacrylate concentrations are desirable to maintain a high refractive index copolymer. Addition of PEG dimethacrylates also tends to decrease the modulus and tensile strength of the resulting copolymer. Also, higher molecular weight PEG dimethacrylates are generally not miscible with hydrophobic acrylic monomers.

15

Summary of the Invention

Improved soft, foldable acrylic device materials which are particularly suited for use as IOLs, but which are also useful as other ophthalmic or otorhinolaryngological devices, such as contact lenses, keratoprotheses, corneal rings or inlays, otological ventilation tubes and nasal implants, have been discovered. These polymeric materials comprise macromers containing hydrophilic side-chains.

The subject hydrophilic side-chain macromers allow synthesis of glistening resistant, low equilibrium water content, high refractive index IOLs. The use of a macromer having a hydrophilic side-chain allows incorporation of higher molecular weight hydrophilic ingredients into a hydrophobic copolymer formulation. Higher molecular weight hydrophilic ingredients are more efficient glistening resistance ingredients than comparable weight fractions of lower molecular weight hydrophilic polymers. This resulting hydrophilic ingredient concentration reduction results in reduced equilibrium

30

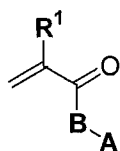
water content, higher refractive index, and a smaller mass intraocular lens that can be inserted through a smaller incision.

Detailed Description of the Invention

5

Unless indicated otherwise, all component amounts are presented on a % (w/w) basis ("wt.%").

10 The device materials of the present invention are copolymers comprising a) a monofunctional acrylate or methacrylate monomer [1], b) a difunctional acrylate or methacrylate cross-linker [2], and c) a hydrophilic side-chain macromer [3] (which may be a macromer of formula [3a], [3b], [3c], [3d], or [3e]). The device materials may contain more than one monomer [1], more than one monomer [2], and more than one macromer [3]. Unless
15 indicated otherwise, references to each ingredient are intended to encompass multiple monomers or macromers of the same formula and references to amounts are intended to refer to the total amount of all monomers of each formula.



[1]

20

wherein

B = -O(CH₂)_n-, -(OCH₂CH₂)_n-, -NH(CH₂)_n-, or -NCH₃(CH₂)_n-;

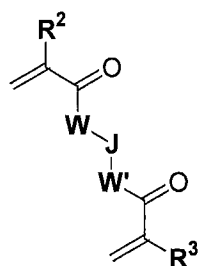
R¹ = H, CH₃, CH₂CH₃, or CH₂OH;

n = 0 - 12;

25

A = C₆H₅ or O(CH₂)_mC₆H₅, where the C₆H₅ group is optionally substituted with -(CH₂)_nH, -O(CH₂)_nH, -CH(CH₃)₂, -C₆H₅, -OC₆H₅, -CH₂C₆H₅, F, Cl, Br, or I; and

m = 0 - 18;



[2]

wherein

R^2, R^3 independently = H, CH_3 , CH_2CH_3 , or CH_2OH ;

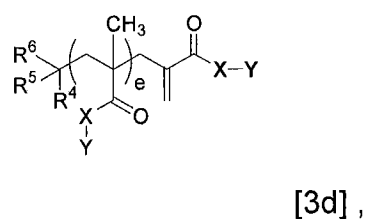
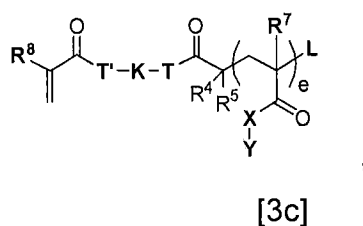
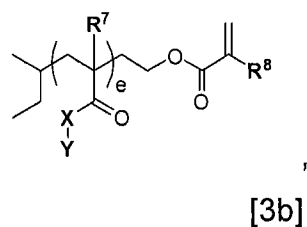
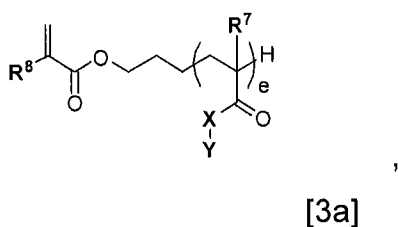
5 W, W' independently = $O(CH_2)_d$, $NH(CH_2)_d$, $NCH_3(CH_2)_d$, $O(CH_2)_dC_6H_4$,
 $O(CH_2CH_2O)_dCH_2$, $O(CH_2CH_2CH_2O)_dCH_2$, $O(CH_2CH_2CH_2CH_2O)_dCH_2$,
or nothing;

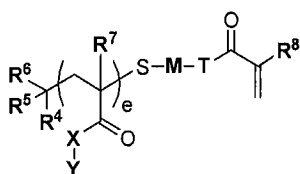
$J = (CH_2)_a$, $O(CH_2CH_2O)_b$, O, or nothing, provided that if W and $W' =$
nothing, then $J \neq$ nothing;

10 $d = 0 - 12$;

$a = 1 - 12$;

$b = 1 - 24$;





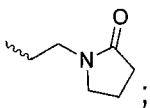
[3e]

wherein for formulas [3a], [3b], [3c], [3d], and [3e] (collectively, "formula [3]")

5 e = 1 – 50;

X = -O-, NH-, -N(CH₃)-, -N(CH₂CH₃)-, or -N(C₆H₅)-;

Y = -H, -(CH₂)_pOH, -CH₂CH₂N(CH₃)₂, -CH₂CH₂N(CH₂CH₃)₂,
-CH₂CH(OH)CH₂OH, -(CH₂CH₂O)_qCH₃, -(CH₂CH₂O)_qH,

-(CH₂CH₂O)_qC₆H₅, or ;

10 p = 1 – 12;

q = 1 – 230;

T, T' independently = O(CH₂)_{d'}, NH(CH₂)_{d'}, NCH₃(CH₂)_{d'}, O(CH₂)_{d'}C₆H₄,
O(CH₂CH₂O)_{d'}CH₂, O(CH₂CH₂CH₂O)_{d'}CH₂, O(CH₂CH₂CH₂CH₂O)_{d'}CH₂,
or nothing;

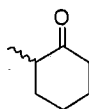
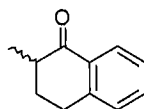
15 K = (CH₂)_{a'}, O(CH₂CH₂O)_{b'}, O, or nothing, provided that if T and T' =
nothing, then K ≠ nothing;

d' = 0 – 12;

a' = 1 – 12;

b' = 1 – 24;

20 L = H, Cl, Br, -CH₂C(O)CH₃, CH₂C(O)C(CH₃)₃, -CH₂C(O)C₆H₅, -

CH₂C(O)C₆H₄OH, -CH₂C(O)C₆H₄OCH₃, , , or
-CH₂CH=CH₂;

R⁴, R⁵ independently = H, CH₃, CH₂CH₃, CH₂CH₂CH₃, CH(CH₃)₂,
CH₂CH₂CH₂CH₃, or CH₂CH(CH₃)₂;

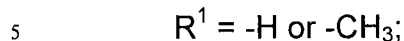
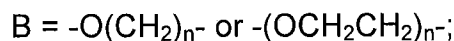
25 R₆ = -CO₂CH₃, -CO₂CH₂CH₃, -CN, or -CONHCH₂CH₂CH₂CH₃;

R⁷, R⁸ independently = H, CH₃, CH₂CH₃, or CH₂OH;

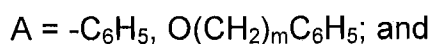
M = -(CH₂)_{a''}-; and

$$a'' = 2-20.$$

Preferred monomers of formula [1] are those wherein:

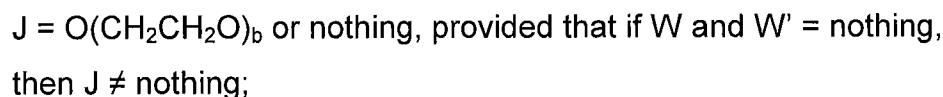
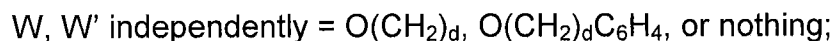


$$n = 1 - 5;$$



$$m = 0 - 4.$$

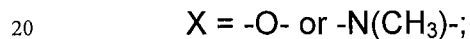
10 Preferred monomers of formula [2] are those wherein:



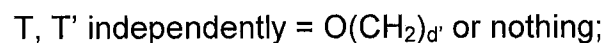
$$b = 1 - 10.$$

Preferred macromers of formula [3] are those wherein:

$$e = 2 - 40;$$

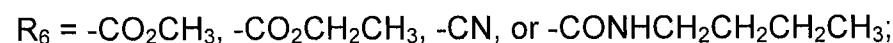
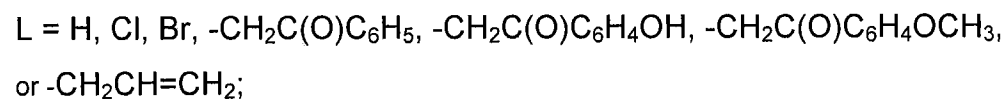


$$q = 2 - 23;$$



$$d' = 0 - 6;$$

$$b' = 1 - 10;$$



$$a'' = 2 - 12.$$

Most preferred macromers of formula [3] are those wherein:

$$e = 5 - 30;$$

5 $X = -O-;$

$$Y = (CH_2CH_2O)_qCH_3;$$

$$q = 4 - 15;$$

$$T, T' \text{ independently} = O(CH_2)_{d'}, O(CH_2)_{d'}C_6H_4, \text{ or nothing};$$

$$K = O(CH_2CH_2O)_{b'} \text{ or nothing, provided that if } T \text{ and } T' = \text{nothing, then}$$

10 $K \neq \text{nothing};$

$$d' = 0 - 6;$$

$$b' = 1 - 10;$$

$$L = H, -CH_2C(O)C_6H_5, -CH_2C(O)C_6H_4OCH_3, \text{ or } -CH_2CH=CH_2;$$

$$R^4, R^5 \text{ independently} = H, CH_3, \text{ or } CH_2CH_3;$$

15 $R_6 = -CO_2CH_3, -CO_2CH_2CH_3, -CN, \text{ or } -CONHCH_2CH_2CH_2CH_3;$

$$R^7, R^8 \text{ independently} = H \text{ or } CH_3; \text{ and}$$

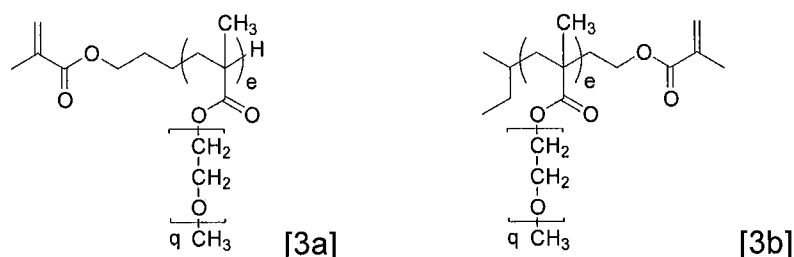
$$a'' = 2 - 12.$$

Monomers of formula [1] are known and can be made by known
20 methods. See, for example, U.S. Patent Nos. 5,331,073 and 5,290,892.
Many monomers of formula [1] are commercially available from a variety of
sources. Preferred monomers of formula [1] include benzyl methacrylate; 2-
phenylethyl methacrylate; 3-phenylpropyl methacrylate; 4-phenylbutyl
methacrylate; 5-phenylpentyl methacrylate; 2-phenoxyethyl methacrylate; 2-
25 (2-phenoxyethoxy)ethyl methacrylate; 2-benzyloxyethyl methacrylate; 2-(2-
(benzyloxy)ethoxy)ethyl methacrylate; and 3-benzyloxypropyl methacrylate;
and their corresponding acrylates.

Monomers of formula [2] are known and can be made by known
30 methods. Many are commercially available. Preferred monomers of formula
[2] include ethylene glycol dimethacrylate; diethylene glycol dimethacrylate;
triethylene glycol dimethacrylate; 1,6-hexanediol dimethacrylate; 1,4-

butanediol dimethacrylate; 1,4-benzenedimethanol dimethacrylate; and their corresponding acrylates. Most preferred is 1,4-butanediol diacrylate.

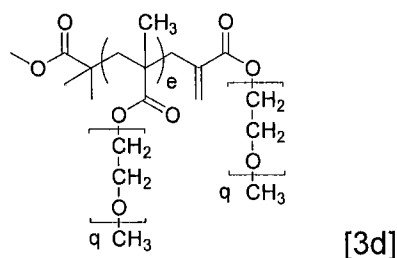
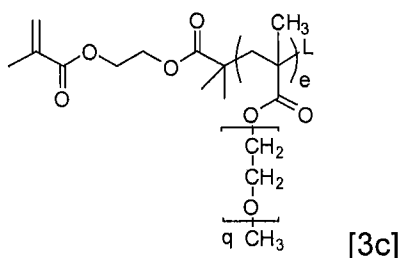
Macromers of formula [3] can be made by known methods. They are commercially available in some instances and can be made by known methods. Macromonomers of formula [3] can be made by covalently attaching a polymerizable group to a functional end group of a linear or branched acrylic or methacrylic polymer. For example, a hydroxyl terminated poly(alkyl methacrylate) may be synthesized by anionic polymerization using an initiator containing a protected hydroxyl group, that following deprotection, is reacted with, for example, methacryloyl chloride or methacrylic acid to produce macromer [3a]. The terminal hydroxyl group may also be reacted with other reagents, for example isocyanatoethyl methacrylate or vinyl benzyl chloride, to produce a terminal polymerizable group. See, generally, U.S. Patent Nos. 6,221,991, 3,862,077 and 3,842,059, the entire contents of which are incorporated by reference. Alternatively, the polymerization may be terminated with an aldehyde and subsequently reacted with methacryloyl chloride to produce functional macromer [3b] (See for example, U. S. Patent Nos. 6,221,991 and 5,391,628).



Macromers of formula [3c] can also be prepared using atom transfer radical polymerization (ATRP) conditions. For example, a hydroxyl terminal initiator (hydroxyethyl bromoisobutyrate) can be combined with copper(I) halide and a solubilizing amine ligand. This can be used to initiate the polymerization of an acrylate or methacrylate monomer. The resulting hydroxyl terminated poly(acrylate) or poly(methacrylate) can then be reacted with methacryloyl chloride or isocyanatoethyl methacrylate. See, generally, U.S. Patent Nos.

5,852,129, 5,763,548, and 5,789,487, and Neugebauer, et al., "Densely-grafted and double-grafted PEO brushes via ATRP. A route to soft elastomers," *Macromolecules* 2003, 36, 6746-6755; Ishizu, et al., "Aggregation behaviors of AB-type brush-block-brush amphiphilic copolymers in aqueous media," *Journal of Materials Science* 2004, 39, 4295-4300; Kurjata, et al., "Synthesis of poly[dimethylsiloxane-block-oligo(ethylene glycol) methyl ether methacrylate]: an amphiphilic copolymer with a comb-like block," *Polymer* 2004, 45, 6111-6121; and Wang, et al., "Facile Atom Transfer Radical Polymerization of Methoxy-Capped Oligo(ethylene glycol) Methacrylate in Aqueous Media at Ambient Temperature," *Macromolecules* 2000, 33, 6640 – 6647. Alternatively, a catalytic chain transfer reagent may be used in conjunction with living polymerization techniques to produce methacrylic macromonomers of formula [3d]. See for example Norman, J. et al. *Macromolecules* **2002**, 35, 8954-8961, or Bon, S. A. F. et al. *J. Polym. Sci., Polym. Chem.* **2000**, 38, 2678. Macromers of formula [3e] may be produced, for example, by polymerization in the presence of a thiol functional chain transfer agent followed by reaction with methacryloyl chloride or isocyanatoethyl methacrylate. For example, see Chen, G.-F. et al. *Macromolecules* **1991**, 24, 2151.

20



25 The copolymeric materials of the present invention contain a total amount of monomer [1] in an amount from 70 to 98 %, preferably from 80 to 95 %. The difunctional cross-linker [2] concentration can be on the order of 0.5 to 3 % of the total concentration, and preferably from 1 to 2 %.

The materials of the present invention have at least one macromer of [3]. The total amount of macromer [3] depends on the desired physical properties for the device materials. The copolymeric materials of the present invention contain a total of at least 0.5 wt % and can contain as much as 15 % of macromer [3]. Preferably, the copolymeric device materials will contain 1 – 10 wt% of macromer [3]. More preferably, the device materials will contain 1 - 5 wt % of macromer [3]. Most preferably, the device materials will contain 2 – 4 wt % of macromer [3].

The copolymeric device materials of the present invention optionally contain one or more ingredients selected from the group consisting of polymerizable UV absorbers and polymerizable colorants. Preferably, the device material of the present invention contains no other ingredients besides the monomers of formulas [1] and [2], the macromer [3], and the optional polymerizable UV absorbers and polymerizable colorants.

Reactive UV absorbers are known. A suitable reactive UV absorber is 2-(2'-hydroxy-3'-methallyl-5'-methylphenyl)benzotriazole, commercially available as o-Methallyl Tinuvin P ("oMTP") from Polysciences, Inc., Warrington, Pennsylvania. UV absorbers are typically present in an amount from about 0.1 - 5 %. Suitable reactive blue-light absorbing compounds include those described in U.S. Patent No. 5,470,932. Blue-light absorbers are typically present in an amount from about 0.01 - 0.5 %. When used to make IOLs, the device materials of the present invention preferably contain both a reactive UV absorber and a reactive colorant.

In order to form the device material of the present invention, the chosen ingredients [1], [2], and [3], along with any of the optional ingredients, are combined and polymerized using a radical initiator to initiate polymerization by the action of either heat or radiation. The device material is preferably polymerized in de-gassed polypropylene molds under nitrogen or in glass molds.

Suitable polymerization initiators include thermal initiators and photoinitiators. Preferred thermal initiators include peroxy free-radical initiators, such as t-butyl (peroxy-2-ethyl)hexanoate and di-(tert-butylcyclohexyl) peroxydicarbonate (commercially available as Perkadox[®] 16 from Akzo
5 Chemicals Inc., Chicago, Illinois). Particularly in cases where the materials of the present invention do not contain a blue-light absorbing chromophore, preferred photoinitiators include benzoylphosphine oxide initiators, such as 2,4,6-trimethyl-benzoyldiphenyl-phosphine oxide, commercially available as Lucirin[®] TPO from BASF Corporation (Charlotte, North Carolina). Initiators
10 are typically present in an amount equal to about 5 % or less of the total formulation weight, and more preferably less than 2 % of the total formulation. As is customary for purposes of calculating component amounts, the initiator weight is not included in the formulation weight % calculation.

15 The particular combination of the ingredients described above and the identity and amount of any additional components are determined by the desired properties of the finished device material. In a preferred embodiment, the device materials of the present invention are used to make IOLs having an optic diameter of 5.5 or 6 mm that are designed to be compressed or stretched
20 and inserted through surgical incision sizes of 2 mm or less. For example, the macromonomer [3] is combined with a mono-functional acrylate or methacrylate monomer [1], a multifunctional acrylate or methacrylate cross-linker [2], a reactive UV absorber and a reactive colorant and copolymerized using a radical initiator in a suitable lens mold.

25 The device material preferably has a refractive index in the hydrated state of at least about 1.50, and more preferably at least about 1.53, as measured by an Abbe' refractometer at 589 nm (Na light source) and 25 °C. Optics made from materials having a refractive index lower than 1.50 are
30 necessarily thicker than optics of the same power which are made from materials having a higher refractive index. As such, IOL optics made from materials with comparable mechanical properties and a refractive index lower

than about 1.50 generally require relatively larger incisions for IOL implantation.

5 The proportions of the monomers and macromer to be included in the copolymers of the present invention should be chosen so that the copolymer has a glass transition temperature (T_g) not greater than about 37 °C, which is normal human body temperature. Copolymers having glass transition temperatures higher than 37 °C are not suitable for use in foldable IOLs; such lenses could only be rolled or folded at temperatures above 37 °C and would
10 not unroll or unfold at normal body temperature. It is preferred to use copolymers having a glass transition temperature somewhat below normal body temperature and no greater than normal room temperature, e.g., about 20 - 25 °C, in order that IOLs made of such copolymers can be rolled or folded conveniently at room temperature. T_g is measured by differential scanning
15 calorimetry at 10 °C/min., and is determined at the midpoint of the transition of the heat flux curve.

For IOLs and other applications, the materials of the present invention must exhibit sufficient strength to allow devices made of them to be folded or
20 manipulated without fracturing. Thus the copolymers of the present invention will have an elongation of at least 80%, preferably at least 100%, and most preferably greater than 110%. This property indicates that lenses made of such materials generally will not crack, tear or split when folded. Elongation of polymer samples is determined on dumbbell shaped tension test specimens
25 with a 20 mm total length, length in the grip area of 4.88 mm, overall width of 2.49 mm, 0.833 mm width of the narrow section, a fillet radius of 8.83 mm, and a thickness of 0.9 mm. Testing is performed on samples at ambient conditions using an Instron Material Tester (Model No. 4442 or equivalent) with a 50 Newton load cell. The grip distance is set at 14 mm and a
30 crosshead speed is set at 500 mm/minute and the sample is pulled until failure. The elongation (strain) is reported as a fraction of the displacement at failure to the original grip distance. Since the materials to be tested are essentially soft elastomers, loading them into the Instron machine tends to

make them buckle. To remove the slack in the material sample a pre-load is placed upon the sample. This helps to reduce the slack and provide a more consistent reading. Once the sample is pre-loaded to a desired value (typically 0.03 to 0.05 N) the strain is set to zero and the test begun. The modulus is calculated as the instantaneous slope of the stress-strain curve at 0% strain ("Young's modulus"), 25% strain ("25% modulus") and 100 % strain ("100% modulus").

IOLs made of the ophthalmic device materials of the present invention are more resistant to glistenings than other materials. Glistenings are measured according to the following test. The presence of glistenings is measured by placement of a lens or disk sample into a vial or sealed glass chamber and adding deionized water or a balanced salt solution. The vial or glass chamber is then placed into a water bath preheated to 45 °C. Samples are to be maintained in the bath for a minimum of 16 hours and preferably 24 ± 2 hours. The vial or glass chamber is then cooled to ambient temperature for a minimum of 60 minutes and preferably 90 ± 30 minutes. The sample is inspected visually in various on angle or off angle lighting to evaluate clarity. Visualization of glistenings is carried out at ambient temperature with a light microscope using a magnification of 50 to 200x. A sample is judged to have many glistenings if, at 50 – 200x magnification, there are approximately 50 to 100 % as many glistenings as observed in control samples based on 65 weight % 2-phenylethyl acrylate, 30 weight % 2-phenylethyl methacrylate, 3.2 weight % 1,4-butanediol diacrylate, and 1.8 weight % oMTP. Similarly, a sample is judged to have few glistenings if there are approximately 10 % or more glistenings relative to the quantity observed in control samples. A sample is judged to have very few glistenings if there are approximately 1 % or more glistenings relative to a control sample. A sample is judged to be free of glistenings if the number of glistenings detected in the eyepiece is zero. A sample is judged to be substantially free of glistenings if, at 50 - 200x magnification, the number of glistenings detected in the eyepiece is less than about 2/mm³. It is often very difficult to detect glistenings, especially at surfaces and edges where more defects and debris have formed, so the

sample is rastered throughout the entire volume of the lens, varying the magnification levels (50 - 200x), the aperture iris diaphragm, and the field conditions (using both bright field and dark field conditions) in an attempt to detect the presence of glistenings.

5

The copolymers of the present invention most preferably have an equilibrium water content (EWC) of 0.5 – 3.0%. EWC may be gravimetrically determined by comparison of dry and hydrated sample weight. First, the dry sample weight is obtained, then the sample is placed in a suitable container and equilibrated in de-ionized H₂O at a prescribed temperature for at least 24 h. The sample is then removed from the de-ionized H₂O, excess surface water is removed and the sample is weighed. EWC is determined by the following formula: %EWC = [(wt_{hyd} - wt_{dry}) / wt_{hyd}] x 100

10 IOLs constructed of the device materials of the present invention can be of any design capable of being stretched or compressed into a small cross section that can fit through a 2-mm incision. For example, the IOLs can be of what is known as a one-piece or multi-piece design, and comprise optic and haptic components. The optic is that portion which serves as the lens and the haptics are attached to the optic and are like arms that hold the optic in its proper place in the eye. The optic and haptic(s) can be of the same or different material. A multi-piece lens is so called because the optic and the haptic(s) are made separately and then the haptics are attached to the optic. In a single piece lens, the optic and the haptics are formed out of one piece of material. Depending on the material, the haptics are then cut, or lathed, out of the material to produce the IOL.

20 In addition to IOLs, the materials of the present invention are also suitable for use as other ophthalmic or otorhinolaryngological devices such as contact lenses, keratoprotheses, corneal inlays or rings, otological ventilation tubes and nasal implants.

The invention will be further illustrated by the following examples, which are intended to be illustrative, but not limiting.

EXAMPLE 1

5

All monomers, cross-linkers and initiators were purchased from commercial sources. Macromer [3] ("polyPEG-MA") was synthesized from poly(ethylene glycol) 550 monomethyl ether monomethacrylate ("PEG-MA 550"). Two macromer [3] molecular weights were used: "polyPEG-MA 4.1k" (GPC M_n 4,112; M_w/M_n of 1.80; $e = 7$ (calculated as $4112/550$)) and
10 "polyPEG-MA 10.3k" (GPC M_n 10,300; M_w/M_n of 1.44; $e = 19$). 2-phenylethyl methacrylate (PEMA) and benzyl methacrylate (BzMA) were each passed through basic alumina and degassed with N_2 prior to use. 2-Phenylethyl acrylate ("PEA"), benzyl acrylate ("BzA"), and 1,4-butanediol diacrylate
15 ("BDDA") were purified by column chromatography prior to use. 2,2-Azobisisobutyronitrile ("AIBN") was recrystallized from methanol prior to use. Di-(4-t-butylcyclohexyl)peroxydicarbonate ("Perkadox[®]16S"), 2-(2'-Hydroxy-3'-t-butyl-5'-(3''-(2'''-hydroxy-3'''-methacryloyloxypropoxy)propoxy)phenyl)-5-methoxy-2H-benzotriazole ("UV13"), and ortho-methallyl Tinuvin[®]P ("oMTP")
20 were used as received.

Polypropylene molds were vacuum de-gassed at 90 °C prior to use. The molds were placed in a nitrogen atmosphere glove box immediately after degassing. The monomer(s), macromer, and cross-linker were combined as
25 indicated in Table 1. AIBN or Perkadox[®]16S initiator was added (0.5 – 2.0 wt. %), the solution was mixed thoroughly then placed under low vacuum to remove any trapped air bubbles, back-flushed with nitrogen, and immediately placed in the glove box. The monomer formulation was dispensed into vacuum de-gassed polypropylene molds using a syringe equipped with a 0.2-
30 μ m PTFE filter. The filled molds were placed in a convection oven for 1 hr at 70 °C, then 2 hrs at 110 °C. The resulting polymer samples were removed from the molds and extracted in refluxing acetone for 6 hours, rinsed and air dried, then placed under vacuum at 70 °C for at least 15 hrs. Tensile

properties, T_g , EWC, glistening resistance, and refractive index were determined according to the methods described above. The results are listed in Table 2.

Table 1
Formulation Component Detail

| ID | PEA (wt%) | BzA (wt%) | PEMA (wt%) | BzMA (wt%) | BDDA (wt%) | UV13 (wt%) | oMTP (wt%) | PolyPEG- MA 4.1k (wt%) | PolyPEG- MA 10.3k (wt%) |
|----|--------------|--------------|---------------|---------------|---------------|---------------|---------------|------------------------------|-------------------------------|
| 0 | 65.0 | — | 30.0 | — | 3.2 | — | 1.8 | 0.0 | — |
| 1 | 63.1 | — | 29.1 | — | 3.1 | — | 1.7 | 3.0 | — |
| 2 | 61.1 | — | 28.2 | — | 3.0 | — | 1.7 | 6.0 | — |
| 3 | 59.2 | — | 27.3 | — | 2.9 | — | 1.6 | 9.0 | — |
| 4 | 89.00 | — | — | — | 1.00 | — | — | 10.00 | — |
| 5 | 78.99 | — | — | — | 1.00 | — | — | 20.00 | — |
| 6 | 67.48 | — | 20.00 | 10.00 | 1.52 | — | — | 1.01 | — |
| 7 | 66.47 | — | 19.99 | 10.00 | 1.52 | — | — | 2.02 | — |
| 8 | 65.48 | — | 19.99 | 9.99 | 1.52 | — | — | 3.01 | — |
| 9 | 64.47 | — | 20.02 | 9.99 | 1.51 | — | — | 4.00 | — |
| 10 | 63.50 | — | 19.99 | 10.00 | 1.50 | — | — | 5.01 | — |
| 11 | — | 97.99 | — | — | 1.01 | — | — | 1.00 | — |
| 12 | 10.00 | 88.01 | — | — | 1.00 | — | — | 1.00 | — |
| 13 | — | 96.50 | — | — | 1.50 | — | — | 2.00 | — |
| 14 | — | 95.49 | — | — | 1.50 | — | — | 3.02 | — |
| 15 | — | 95.98 | — | — | 2.00 | — | — | 2.02 | — |
| 16 | — | 94.96 | — | — | 2.03 | — | — | 3.01 | — |
| 17 | — | 90.48 | — | 5.00 | 1.50 | — | — | 3.02 | — |
| 18 | — | 95.47 | — | — | 1.51 | — | — | — | 3.02 |
| 19 | — | 93.46 | — | 2.01 | 1.51 | — | — | 3.03 | — |
| 20 | — | 93.24 | — | 2.25 | 1.51 | — | — | 3.00 | — |
| 21 | — | 92.49 | — | 3.01 | 1.51 | — | — | 3.00 | — |
| 22 | — | 91.47 | — | 4.00 | 1.51 | — | — | 3.01 | — |
| 23 | — | 87.99 | — | 7.50 | 1.51 | — | — | 3.00 | — |
| 24 | — | 85.49 | — | 10.01 | 1.50 | — | — | 3.00 | — |
| 25 | — | 83.68 | — | 10.01 | 1.50 | 1.80 | — | 3.00 | — |

Table 2
Tensile and Thermal Properties, %EWC and Glistening Test Results

| ID | Tensile Strength (MPa) | Strain at Break (MPa) | Young's Modulus (MPa) | 100% Secant Modulus (MPa) | EWC (%) | Glistenings | T _g (°C) | RI (22 °C, dry) |
|----|------------------------|-----------------------|-----------------------|---------------------------|---------|-------------|---------------------|-----------------|
| 0 | 8.12 | 104 | 57.30 | 7.51 | 0.30 | Many | 9.5 | — |
| 1 | 8.34 | 114 | 40.87 | 6.39 | 0.66 | None | 6.6 | 1.5537 |
| 2 | 6.23 | 110 | 19.89 | 4.94 | 1.68 | None | 2.4 | 1.5513 |
| 3 | — | — | — | — | 2.69 | None | - 0.9 | 1.5480 |
| 4 | 1.56 | 163 | 1.56 | 0.65 | 3.92 | None | — | 1.5457 |
| 5 | 0.92 | 132 | 1.02 | 0.63 | 9.78 | None | — | 1.5375 |
| 6 | 8.53 | 174 | 48.07 | 3.63 | 0.50 | Few | — | 1.5562 |
| 7 | 8.57 | 177 | 37.57 | 3.22 | 0.75 | None | 7.5 | 1.5553 |
| 8 | 7.65 | 173 | 28.43 | 2.78 | 1.00 | None | — | 1.5545 |
| 9 | 7.39 | 174 | 23.99 | 2.52 | 1.32 | None | — | 1.5536 |
| 10 | 6.42 | 167 | 18.53 | 2.27 | 1.61 | None | — | 1.5528 |
| 11 | 9.77 | 252 | 39.94 | 2.20 | 0.46 | Few | — | 1.5644 |
| 12 | 8.53 | 246 | 25.62 | 1.73 | 0.48 | Few | — | 1.5633 |
| 13 | 6.20 | 183 | 12.90 | 1.62 | 0.85 | Very Few | — | 1.5633 |
| 14 | 6.24 | 183 | 10.25 | 1.51 | 1.10 | None | — | 1.5621 |
| 15 | 6.91 | 160 | 12.39 | 2.11 | 0.81 | Very Few | — | 1.5630 |
| 16 | 6.69 | 158 | 11.64 | 2.10 | 1.06 | None | — | 1.5615 |
| 17 | 10.73 | 201 | 56.72 | 3.40 | 0.89 | None | — | 1.5620 |
| 18 | 9.41 | 197 | 38.55 | 2.72 | 1.37 | Very Few | — | 1.5610 |
| 19 | 8.91 | 190 | 38.54 | 2.75 | 1.08 | None | — | 1.5620 |
| 20 | 8.91 | 190 | 30.52 | 2.39 | 0.91 | None | — | — |
| 21 | 9.60 | 192 | 45.32 | 2.95 | 1.02 | None | — | 1.5622 |
| 22 | 9.86 | 191 | 50.74 | 3.19 | 1.00 | None | — | 1.5622 |
| 23 | 9.70 | 184 | 56.25 | 3.56 | 1.25 | None | — | — |
| 24 | 10.29 | 184 | 62.28 | 4.03 | 1.06 | None | 13.347 | — |
| 25 | - | - | - | - | 0.93 | None | — | 1.5636 |

EXAMPLE 2

The copolymers shown in Table 3, which contained varying sizes of PEG-containing additive (PEG-MA 550, PolyPEG-MA 4.1k, and PolyPEG-MA 10.3k), were prepared in the manner described in Example 1. Tensile properties, EWC, glistening resistance, and refractive index were determined according to the methods described above. The results are listed in Table 4.

Table 3
Comparative Examples Formulation Component Detail

| ID | BzA (wt%) | BDDA (wt%) | PEG-MA 550 (wt%) | PolyPEG-MA 4.1k (wt%) | PolyPEG-MA 10.3k (wt%) |
|----|-----------|------------|------------------|-----------------------|------------------------|
| 26 | 93.47 | 1.51 | 5.02 | — | — |
| 27 | 93.47 | 1.51 | — | 5.02 | — |
| 28 | 93.49 | 1.51 | — | — | 5.00 |

Table 4
Comparative Formulation Tensile and Thermal Properties, %EWC and Glistening Test Results

| ID | Tensile Strength (MPa) | Strain at Break (MPa) | Young's Modulus (MPa) | 100% Secant Modulus (MPa) | EWC (%) | Glistenings | RI (22 °C, dry) |
|----|------------------------|-----------------------|-----------------------|---------------------------|---------|-------------|-----------------|
| 26 | 6.87 | 191 | 12.79 | 1.64 | 0.59 | Many | 1.5598 |
| 27 | 7.49 | 189 | 16.25 | 1.85 | 1.50 | None | 1.5604 |
| 28 | 8.92 | 199 | 25.32 | 2.22 | 2.35 | None | 1.5595 |

EXAMPLE 3

The copolymers shown in Table 5, which contained varying molecular weights of the polyPEG-MA additive: "polyPEG-MA 3570" (GPC M_n 3570; M_w/M_n of 1.42; $e = 6$), "polyPEG-MA 4012" (GPC M_n 4012; M_w/M_n 1.54; $e = 7$), "polyPEG-MA 4141" (GPC M_n 4141; M_w/M_n 1.50; $e = 8$), and polyPEG-MA 3708 (GPC M_n 3708; M_w/M_n 1.49; $e = 7$) were prepared in the manner described in Example 1. Tensile properties, EWC, glistening resistance, and

refractive index were determined according to the methods described above.
The results are listed in Table 6.

Table 5
Formulation Component Detail

5

| ID | BzA (wt%) | BzMA (wt%) | BDDA (wt%) | PEG-MA 550 (wt%) | PolyPEG- MA 3570 (wt%) | PolyPEG- MA 4012 (wt%) | PolyPEG- MA 4141 (wt%) | PolyPEG- MA 3708 (wt%) |
|----|--------------|---------------|---------------|------------------------|------------------------------|------------------------------|------------------------------|------------------------------|
| 29 | 85.47 | 9.99 | 1.52 | 3.02 | — | — | — | — |
| 30 | 83.46 | 9.99 | 1.51 | 5.03 | — | — | — | — |
| 31 | 78.49 | 10.01 | 1.50 | 10.00 | — | — | — | — |
| 32 | 73.50 | 10.00 | 1.51 | 15.00 | — | — | — | — |
| 33 | 68.50 | 10.00 | 1.50 | 20.00 | — | — | — | — |
| 34 | 85.46 | 10.00 | 1.53 | — | 3.00 | — | — | — |
| 35 | 83.47 | 10.02 | 1.50 | — | 5.01 | — | — | — |
| 36 | 85.38 | 9.99 | 1.61 | — | — | 3.02 | — | — |
| 37 | 85.47 | 10.00 | 1.50 | — | — | — | 3.03 | — |
| 38 | 85.40 | 10.01 | 1.52 | — | — | — | — | 3.07 |

Table 6
Tensile and Thermal Properties, %EWC and Glistening Test Results

| ID | Tensile Strength (MPa) | Strain at Break (MPa) | Young's Modulus (MPa) | 100% Secant Modulus (MPa) | EWC (%) | Glistenings | RI (22 °C, dry) |
|----|------------------------|-----------------------|-----------------------|---------------------------|---------|-------------|-----------------|
| 29 | 8.26 | 175 | 38.99 | 3.42 | 0.46 | Many | 1.5631 |
| 30 | 6.67 | 170 | 18.07 | 2.33 | 0.55 | Many | 1.5611 |
| 31 | 3.94 | 151 | 9.25 | 1.51 | 0.79 | Few | 1.5566 |
| 32 | 2.79 | 134 | 8.44 | 1.42 | 1.19 | Very Few | 1.5518 |
| 33 | 2.41 | 126 | 2.59 | 1.47 | 3.38 | None | 1.5493 |
| 34 | 8.23 | 167 | 46.35 | 3.94 | 0.74 | None | 1.5630 |
| 35 | 7.47 | 169 | 26.69 | 3.04 | 1.21 | None | 1.5608 |
| 36 | 8.60 | 163 | 45.02 | 4.29 | 0.88 | None | 1.5626 |
| 37 | 8.19 | 167 | 45.24 | 4.04 | 0.90 | None | 1.5627 |
| 38 | 8.94 | 173 | 44.30 | 4.07 | 0.79 | None | 1.5626 |

5

This invention has been described by reference to certain preferred embodiments; however, it should be understood that it may be embodied in other specific forms or variations thereof without departing from its special or essential characteristics. The embodiments described above are therefore considered to be illustrative in all respects and not restrictive, the scope of the invention being indicated by the appended claims rather than by the foregoing description.

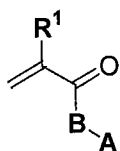
10

What is claimed is:

1. A polymeric ophthalmic or otorhinolaryngological device material comprising

5

a) 70 to 98 % (w/w) of a monofunctional acrylate or methacrylate monomer of formula [1]:



[1]

10

wherein

B = $-\text{O}(\text{CH}_2)_n-$, $-(\text{OCH}_2\text{CH}_2)_n-$, $-\text{NH}(\text{CH}_2)_n-$, or $-\text{NCH}_3(\text{CH}_2)_n-$;

R¹ = H, CH₃, CH₂CH₃, or CH₂OH;

n = 0 - 12;

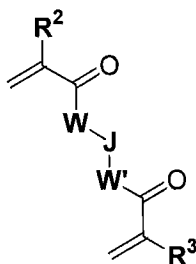
15

A = C₆H₅ or O(CH₂)_mC₆H₅, where the C₆H₅ group is optionally substituted with $-(\text{CH}_2)_n\text{H}$, $-\text{O}(\text{CH}_2)_n\text{H}$, $-\text{CH}(\text{CH}_3)_2$, $-\text{C}_6\text{H}_5$, $-\text{OC}_6\text{H}_5$, $-\text{CH}_2\text{C}_6\text{H}_5$, F, Cl, Br, or I; and

m = 0 - 18;

20

b) a difunctional acrylate or methacrylate cross-linking monomer of formula [2]:



[2]

wherein

R^2, R^3 independently = H, CH_3 , CH_2CH_3 , or CH_2OH ;

W, W' independently = $O(CH_2)_d$, $NH(CH_2)_d$, $NCH_3(CH_2)_d$, $O(CH_2)_dC_6H_4$,

$O(CH_2CH_2O)_dCH_2$, $O(CH_2CH_2CH_2O)_dCH_2$, $O(CH_2CH_2CH_2CH_2O)_dCH_2$,

or nothing;

$J = (CH_2)_a$, $O(CH_2CH_2O)_b$, O, or nothing, provided that if W and $W' =$ nothing, then $J \neq$ nothing;

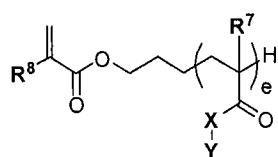
$d = 0 - 12$;

$a = 1 - 12$; and

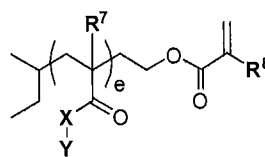
$b = 1 - 24$;

and

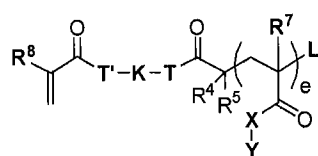
c) 0.5 to 15 % (w/w) of a hydrophilic side-chain macromer of formula [3a], [3b], [3c], [3d], or [3e]:



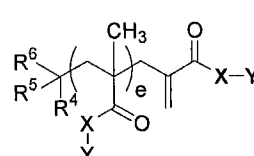
[3a]



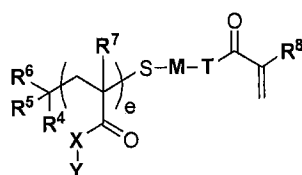
[3b]



[3c]



[3d]



[3e]

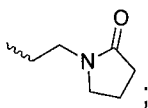
wherein for formulas [3a], [3b], [3c], [3d], and [3e]:

$e = 1 - 50$;

$X = -O-, NH-, -N(CH_3)-, -N(CH_2CH_3)-, \text{ or } -N(C_6H_5)-$;

$Y = -H, -(CH_2)_pOH, -CH_2CH_2N(CH_3)_2, -CH_2CH_2N(CH_2CH_3)_2,$

5 $-CH_2CH(OH)CH_2OH, -(CH_2CH_2O)_qCH_3, -(CH_2CH_2O)_qH,$

$-(CH_2CH_2O)_qC_6H_5, \text{ or }$  ;

$p = 1 - 12$;

$q = 1 - 230$;

10 $T, T' \text{ independently} = O(CH_2)_{d'}, NH(CH_2)_{d'}, NCH_3(CH_2)_{d'}, O(CH_2)_{d'}C_6H_4,$
 $O(CH_2CH_2O)_{d'}CH_2, O(CH_2CH_2CH_2O)_{d'}CH_2, O(CH_2CH_2CH_2CH_2O)_{d'}CH_2,$
or nothing;

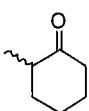
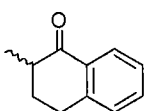
$K = (CH_2)_{a'}, O(CH_2CH_2O)_{b'}, O, \text{ or nothing, provided that if } T \text{ and } T' =$
nothing, then $K \neq \text{nothing}$;

$d' = 0 - 12$;

15 $a' = 1 - 12$;

$b' = 1 - 24$;

$L = H, Cl, Br, -CH_2C(O)CH_3, CH_2C(O)C(CH_3)_3, -CH_2C(O)C_6H_5, -$

$CH_2C(O)C_6H_4OH, -CH_2C(O)C_6H_4OCH_3,$  ,  , or
 $-CH_2CH=CH_2$;

20 $R^4, R^5 \text{ independently} = H, CH_3, CH_2CH_3, CH_2CH_2CH_3, CH(CH_3)_2,$
 $CH_2CH_2CH_2CH_3, \text{ or } CH_2CH(CH_3)_2$;

$R_6 = -CO_2CH_3, -CO_2CH_2CH_3, -CN, \text{ or } -CONHCH_2CH_2CH_2CH_3$;

$R^7, R^8 \text{ independently} = H, CH_3, CH_2CH_3, \text{ or } CH_2OH$;

$M = -(CH_2)_{a''}-$; and

25 $a'' = 2-20$.

2. The polymeric device material of Claim 1 wherein for the monomer of formula [1]:

$B = -O(CH_2)_n- \text{ or } -(OCH_2CH_2)_n-$;

30 $R^1 = -H \text{ or } -CH_3$;

$n = 1 - 5$;
 $A = -C_6H_5$, $O(CH_2)_mC_6H_5$; and
 $m = 0 - 4$.

- 5 3. The polymeric device material of Claim 1 wherein for the monomer of formula [2]:

R^2 , R^3 independently = H or CH_3 ;
 W , W' independently = $O(CH_2)_d$, $O(CH_2)_dC_6H_4$, or nothing;
 $J = O(CH_2CH_2O)_b$ or nothing, provided that if W and $W' =$ nothing,
10 then $J \neq$ nothing;
 $d = 0 - 6$; and
 $b = 1 - 10$.

- 15 4. The polymeric device material of Claim 1 wherein for the macromer of formula [3]:

$e = 2 - 40$;
 $X = -O-$ or $-N(CH_3)-$;
 $Y = (CH_2CH_2O)_qCH_3$, $-(CH_2CH_2O)_qH$, or $-(CH_2CH_2O)_qC_6H_5$;
 $q = 2 - 23$;
20 T , T' independently = $O(CH_2)_{d'}$ or nothing;
 $K = O(CH_2CH_2O)_{b'}$ or nothing, provided that if T and $T' =$ nothing, then $K \neq$ nothing;
 $d' = 0 - 6$;
 $b' = 1 - 10$;
25 $L = H$, Cl , Br , $-CH_2C(O)C_6H_5$, $-CH_2C(O)C_6H_4OH$, $-CH_2C(O)C_6H_4OCH_3$,
or $-CH_2CH=CH_2$;
 R^4 , R^5 independently = H , CH_3 , or CH_2CH_3 ;
 $R_6 = -CO_2CH_3$, $-CO_2CH_2CH_3$, $-CN$, or $-CONHCH_2CH_2CH_2CH_3$;
 R^7 , R^8 independently = H or CH_3 ; and
30 $a'' = 2 - 12$.

5. The polymeric device material of Claim 4 wherein for the macromer of formula [3]:

$e = 5 - 30$;

$X = -O-$;

$Y = (CH_2CH_2O)_qCH_3$;

$q = 4 - 15$;

5 T, T' independently = $O(CH_2)_{d'}$, $O(CH_2)_{d'}C_6H_4$, or nothing;

$K = O(CH_2CH_2O)_{b'}$ or nothing, provided that if T and $T' =$ nothing, then
 $K \neq$ nothing;

$d' = 0 - 6$;

$b' = 1 - 10$;

10 $L = H, -CH_2C(O)C_6H_5, -CH_2C(O)C_6H_4OCH_3$, or $-CH_2CH=CH_2$;

R^4, R^5 independently = H, CH_3 , or CH_2CH_3 ;

$R_6 = -CO_2CH_3, -CO_2CH_2CH_3, -CN$, or $-CONHCH_2CH_2CH_2CH_3$;

R^7, R^8 independently = H or CH_3 ; and

$a'' = 2 - 12$.

15

6. The polymeric device material of Claim 1 wherein the monomer of formula [1] is selected from the group consisting of benzyl methacrylate; 2-phenylethyl methacrylate; 3-phenylpropyl methacrylate; 4-phenylbutyl methacrylate; 5-phenylpentyl methacrylate; 2-phenoxyethyl methacrylate; 2-(2-phenoxyethoxy)ethyl methacrylate; 2-benzyloxyethyl methacrylate; 2-(2-(benzyloxy)ethoxy)ethyl methacrylate; 3-benzyloxypropyl methacrylate; benzyl acrylate; 2-phenylethyl acrylate; 3-phenylpropyl acrylate; 4-phenylbutyl acrylate; 5-phenylpentyl acrylate; 2-phenoxyethyl acrylate; 25 2-(2-phenoxyethoxy)ethyl acrylate; 2-benzyloxyethyl acrylate; 2-(2-(benzyloxy)ethoxy)ethyl acrylate; and 3-benzyloxypropyl acrylate.

25

30

7. The polymeric device material of Claim 1 wherein the monomer of formula [2] is selected from the group consisting of ethylene glycol dimethacrylate; diethylene glycol dimethacrylate; triethylene glycol dimethacrylate; 1,6-hexanediol dimethacrylate; 1,4-butanediol dimethacrylate; 1,4-benzenedimethanol dimethacrylate; ethylene glycol diacrylate; diethylene glycol diacrylate; triethylene glycol diacrylate;

1,6-hexanediol diacrylate; 1,4-butanediol diacrylate; and 1,4-benzenedimethanol diacrylate.

- 5 8. The polymeric device material of Claim 1 wherein the amount of monomer [1] is 80 to 95 % (w/w).
9. The polymeric device material of Claim 1 wherein the amount of monomer [2] is 0.5 to 3 % (w/w).
- 10 10. The polymeric device material of Claim 1 wherein the amount of hydrophilic side-chain macromer is 1 to 10 % (w/w).
11. The polymeric device material of Claim 10 wherein the amount of hydrophilic side-chain macromer is 1 to 5 % (w/w).
- 15 12. The polymeric device material of Claim 11 wherein the amount of hydrophilic side-chain macromer is 2 to 4 % (w/w).
13. The polymeric device material of Claim 1 wherein the hydrophilic side-chain macromer is a macromer of formula [3a].
- 20 14. The polymeric device material of Claim 1 wherein the hydrophilic side-chain macromer is a macromer of formula [3b].
- 25 15. The polymeric device material of Claim 1 wherein the hydrophilic side-chain macromer is a macromer of formula [3c].
16. The polymeric device material of Claim 1 wherein the hydrophilic side-chain macromer is a macromer of formula [3d].
- 30 17. The polymeric device material of Claim 1 wherein the hydrophilic side-chain macromer is a macromer of formula [3e].

18. The polymeric device material of Claim 1 further comprising an ingredient selected from the group consisting of a polymerizable UV absorbers and a polymerizable colorants.
- 5 19. The polymeric device material of Claim 18 comprising 0.1 – 5 % (w/w) of a polymerizable UV absorber and 0.01 - 0.5 % (w/w) of a polymerizable colorant.
- 10 20. An ophthalmic or otorhinolaryngological device comprising the polymeric device material of Claim 1 wherein the ophthalmic or otorhinolaryngological device is selected from the group consisting of intraocular lenses; contact lenses; keratoprotheses; corneal inlays or rings; otological ventilation tubes; and nasal implants.
- 15 21. The ophthalmic or otorhinolaryngological device of Claim 20 wherein the ophthalmic or otorhinolaryngological device is an intraocular lens.

INTERNATIONAL SEARCH REPORT

International application No
PCT/US2008/078646

A. CLASSIFICATION OF SUBJECT MATTER

INV. A61L27/16 A61L27/50 A61F2/16 G02B1/04

According to International Patent Classification (IPC) or to both national classification and IPC

B. FIELDS SEARCHED

Minimum documentation searched (classification system followed by classification symbols)

A61L A61F G02B C08F

Documentation searched other than minimum documentation to the extent that such documents are included in the fields searched

Electronic data base consulted during the international search (name of data base and, where practical, search terms used)

EPO-Internal, WPI Data, PAJ

C. DOCUMENTS CONSIDERED TO BE RELEVANT

| Category* | Citation of document, with indication, where appropriate, of the relevant passages | Relevant to claim No. |
|-----------|---|-----------------------|
| X | WO 2006/138213 A (ALCON INC [CH]; SCHLUETER DOUGLAS C [US]; KARAKELLE MUTLU [US]) 28 December 2006 (2006-12-28) page 4, line 4 - line 16 page 5, line 1 - page 7, line 30 examples 1-12 claims 1-20 | 1-21 |
| X | WO 2006/138188 A (ALCON INC [CH]; SCHLUETER DOUGLAS C [US]) 28 December 2006 (2006-12-28) page 4, line 4 - page 6, line 13 examples 1-11 claims 1-19 | 1-21 |

-/--

☒ Further documents are listed in the continuation of Box C.

☒ See patent family annex.

* Special categories of cited documents:

"A" document defining the general state of the art which is not considered to be of particular relevance

"E" earlier document but published on or after the international filing date

"L" document which may throw doubts on priority claim(s) or which is cited to establish the publication date of another citation or other special reason (as specified)

"O" document referring to an oral disclosure, use, exhibition or other means

"P" document published prior to the international filing date but later than the priority date claimed

"T" later document published after the international filing date or priority date and not in conflict with the application but cited to understand the principle or theory underlying the invention

"X" document of particular relevance; the claimed invention cannot be considered novel or cannot be considered to involve an inventive step when the document is taken alone

"Y" document of particular relevance; the claimed invention cannot be considered to involve an inventive step when the document is combined with one or more other such documents, such combination being obvious to a person skilled in the art.

"&" document member of the same patent family

Date of the actual completion of the international search

18 November 2008

Date of mailing of the international search report

24/11/2008

Name and mailing address of the ISA/

European Patent Office, P.B. 5818 Patentlaan 2
NL - 2280 HV Rijswijk
Tel. (+31-70) 340-2040,
Fax: (+31-70) 340-3016

Authorized officer

Menidjel, Razik

INTERNATIONAL SEARCH REPORT

International application No

PCT/US2008/078646

C(Continuation). DOCUMENTS CONSIDERED TO BE RELEVANT

| Category* | Citation of document, with indication, where appropriate, of the relevant passages | Relevant to claim No. |
|-----------|---|-----------------------|
| A | US 2004/131849 A1 (WIRES DUANE L [US]) 8 July 2004 (2004-07-08) page 1, paragraph 16 - paragraph 18 page 2, paragraph 25 - paragraph 28 page 3, paragraph 44 - page 4, paragraph 46 examples 1-6 claims 1-34 ----- | 1-21 |
| A | US 5 331 073 A (WEINSCHENK III JOSEPH I [US] ET AL) 19 July 1994 (1994-07-19) cited in the application column 2, line 19 - line 57 column 4, line 39 - column 5, line 7 examples 1-5 claims 1-22 ----- | 1-21 |
| A | WO 2006/019404 A (ALCON INC [CH]; SCHLUETER DOUGLAS C [US]) 23 February 2006 (2006-02-23) the whole document ----- | 1-21 |
| A | WO 2004/007579 A (ALCON INC [CH]; SCHLUETER DOUGLAS C [US]; LEBOEUF ALBERT R [US]; KARAK) 22 January 2004 (2004-01-22) the whole document ----- | 1-21 |

INTERNATIONAL SEARCH REPORT

Information on patent family members

International application No

PCT/US2008/078646

| Patent document cited in search report | | Publication date | Patent family member(s) | Publication date |
|---|----|---------------------|--|--|
| WO 2006138213 | A | 28-12-2006 | AU 2006259605 A1 CA 2609866 A1 CN 101193929 A EP 1891127 A1 KR 20080026564 A | 28-12-2006 28-12-2006 04-06-2008 27-02-2008 25-03-2008 |
| WO 2006138188 | A | 28-12-2006 | AU 2006259671 A1 CA 2609857 A1 CN 101198887 A EP 1891466 A1 KR 20080039350 A | 28-12-2006 28-12-2006 11-06-2008 27-02-2008 07-05-2008 |
| US 2004131849 | A1 | 08-07-2004 | NONE | |
| US 5331073 | A | 19-07-1994 | AT 213338 T AU 5549794 A DE 69331583 D1 DE 69331583 T2 EP 0667966 A1 ES 2172526 T3 JP 8503506 T WO 9411764 A2 US 5359021 A | 15-02-2002 08-06-1994 21-03-2002 02-10-2002 23-08-1995 01-10-2002 16-04-1996 26-05-1994 25-10-1994 |
| WO 2006019404 | A | 23-02-2006 | AU 2005273035 A1 CA 2572935 A1 EP 1769271 A1 JP 2008506453 T | 23-02-2006 23-02-2006 04-04-2007 06-03-2008 |
| WO 2004007579 | A | 22-01-2004 | AT 393175 T AU 2003249203 A1 CA 2491319 A1 DK 1521786 T3 EP 1521786 A1 ES 2301830 T3 JP 2005533153 T SI 1521786 T1 | 15-05-2008 02-02-2004 22-01-2004 28-07-2008 13-04-2005 01-07-2008 04-11-2005 31-08-2008 |