



US00D875397S

(12) **United States Design Patent**
Kovach et al.

(10) **Patent No.:** **US D875,397 S**
(45) **Date of Patent:** **** Feb. 18, 2020**

(54) **VEHICLE UNDER-SEAT CONTAINER**

(71) Applicant: **L.O.F., Inc.**, Elkhart, IN (US)

(72) Inventors: **Laszlo Antal Kovach**, Elkhart, IN (US); **Shawn Christopher Scott**, Elkhart, IN (US)

(73) Assignee: **L.O.F., INC.**, Elkhart, IN (US)

(**) Term: **15 Years**

(21) Appl. No.: **29/671,272**

(22) Filed: **Nov. 26, 2018**

(51) **LOC (12) Cl.** **03-01**

(52) **U.S. Cl.**
USPC **D3/304**

(58) **Field of Classification Search**
USPC D3/203.1, 203.6, 225, 218, 273, 302, D3/304, 314; D30/161
CPC A45C 13/083; A47F 1/04; B65D 71/0003; B65D 2543/00222; B65D 2543/00296
See application file for complete search history.

(56) **References Cited**

U.S. PATENT DOCUMENTS

2,931,550	A	4/1960	Wood	
3,026,141	A	3/1962	Welles	
D272,288	S	1/1984	Pfaff	
D309,970	S *	8/1990	Embree	D3/304
5,249,724	A	10/1993	Green	
D347,419	S	5/1994	Jackson	
D356,461	S *	3/1995	May	D6/567
5,902,009	A	5/1999	Singh et al.	
5,979,725	A	11/1999	Lehrman	
D424,805	S	5/2000	Green	
6,074,000	A	6/2000	Wagner	
D428,701	S	8/2000	Lamo, Jr.	
D429,674	S *	8/2000	Walterscheid	D12/195
D431,362	S	10/2000	Conti	
D450,291	S	10/2001	Wang	

D484,697	S	1/2004	McCoy et al.	
D487,845	S	3/2004	Johansson et al.	
6,824,029	B2	11/2004	Tuel, Jr. et al.	
D506,870	S	7/2005	Uihlein et al.	
7,104,593	B2 *	9/2006	Hungerford	B62D 33/0612 296/190.02
D547,973	S *	8/2007	Brown	D3/313
D558,641	S *	1/2008	Hanson, Jr.	D12/16
D578,760	S *	10/2008	Brown	D3/304
D606,314	S *	12/2009	Neilsen	D3/313
D612,153	S	3/2010	Liao	
7,976,101	B2	7/2011	Wieland	
D677,055	S *	3/2013	Nowicky	D3/304
D682,552	S	5/2013	Ambrefe, Jr.	
8,622,266	B2	1/2014	McMillan	
D715,550	S *	10/2014	Williams	D3/308

(Continued)

Primary Examiner — Kelley A Donnelly

(74) *Attorney, Agent, or Firm* — Husch Blackwell LLP

(57) **CLAIM**

The ornamental design for a vehicle under-seat container, as shown and described.

DESCRIPTION

FIG. 1 is a perspective view of a vehicle under-seat container showing the new design;

FIG. 2 is a front view of the vehicle under-seat container thereof;

FIG. 3 is a rear view of the vehicle under-seat container thereof;

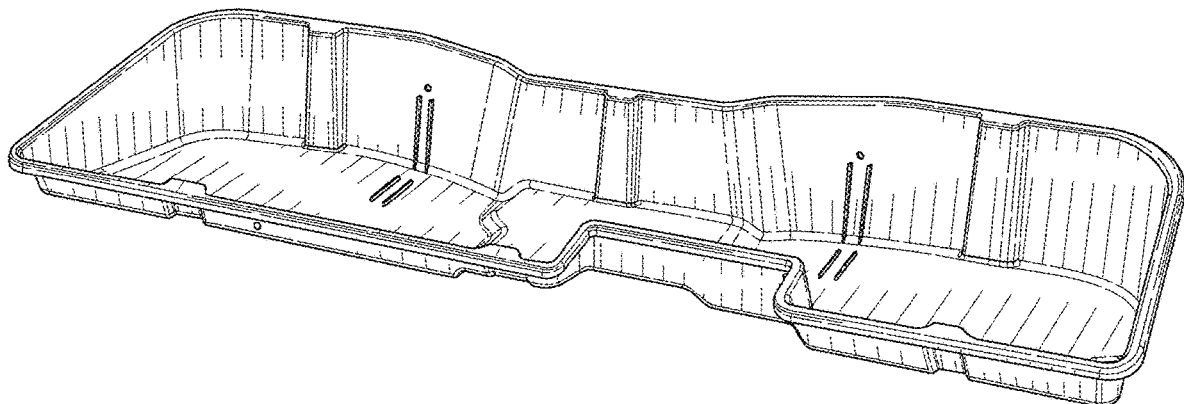
FIG. 4 is a right view of the vehicle under-seat container thereof;

FIG. 5 is a left view of the vehicle under-seat container thereof;

FIG. 6 is a top view of the vehicle under-seat container thereof; and,

FIG. 7 is a bottom view of the vehicle under-seat container thereof.

1 Claim, 4 Drawing Sheets



(56)

References Cited

U.S. PATENT DOCUMENTS

D732,324	S *	6/2015	Hawkins	D6/683.1
9,365,143	B2	6/2016	Sachs et al.	
9,625,234	B2	4/2017	Booth	
D788,937	S *	6/2017	Schill	D24/229
9,688,208	B2	6/2017	Peregrina Loera et al.	
D794,958	S *	8/2017	Reinhart	D3/307
D802,231	S *	11/2017	Criner	D32/3
9,873,383	B1	1/2018	Mather et al.	
D816,377	S *	5/2018	Levy	D6/683
D824,323	S	7/2018	Amos et al.	
10,046,709	B2	8/2018	Loera et al.	
10,065,564	B2	9/2018	Romero Contreras et al.	
D855,991	S *	8/2019	Hsu	D3/304
D860,812	S *	9/2019	McNally	D9/736
2011/0193365	A1	8/2011	Zernec	
2017/0072863	A1	3/2017	Rowland et al.	
2018/0222395	A1	8/2018	Roy et al.	

* cited by examiner

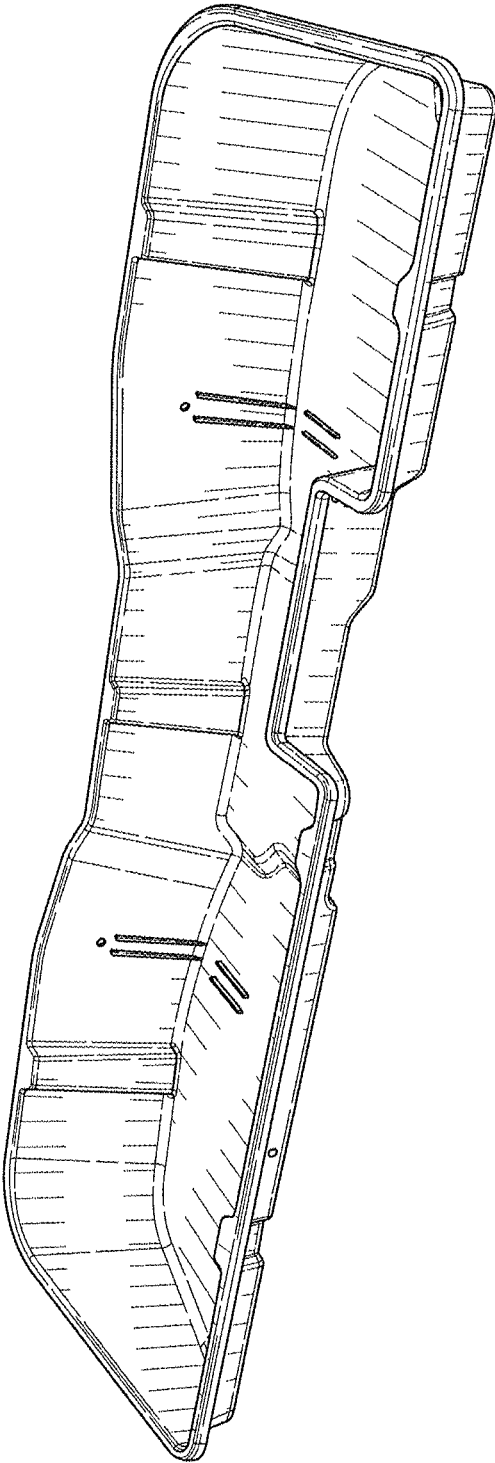


FIG. 1

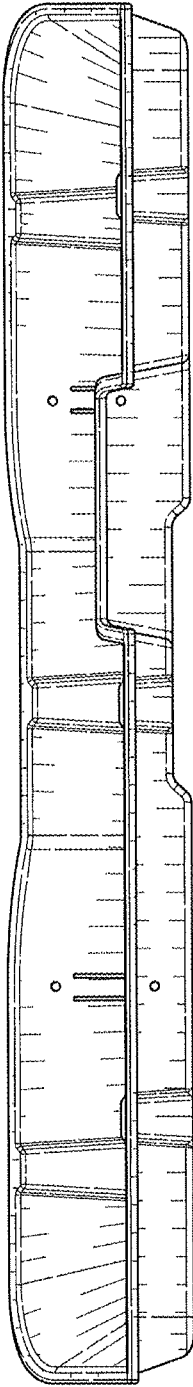


FIG. 2

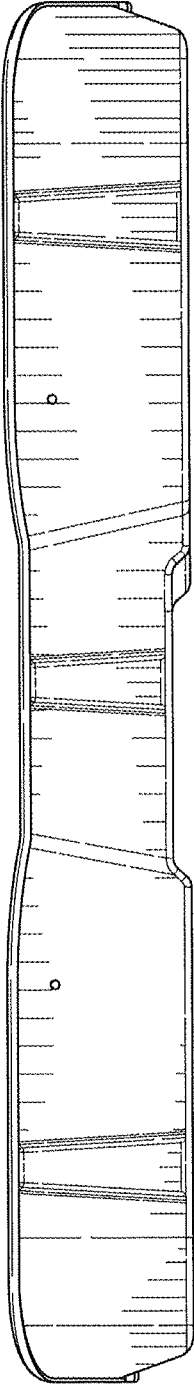


FIG. 3

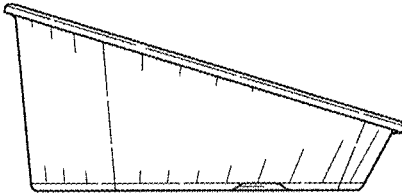


FIG. 4

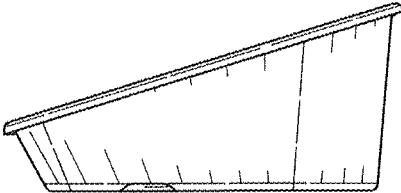


FIG. 5

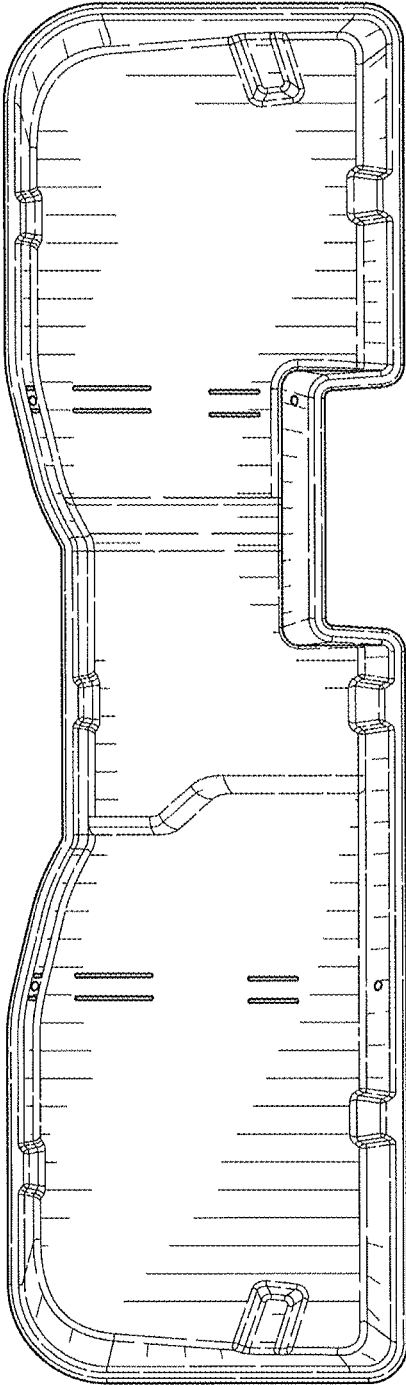


FIG. 6

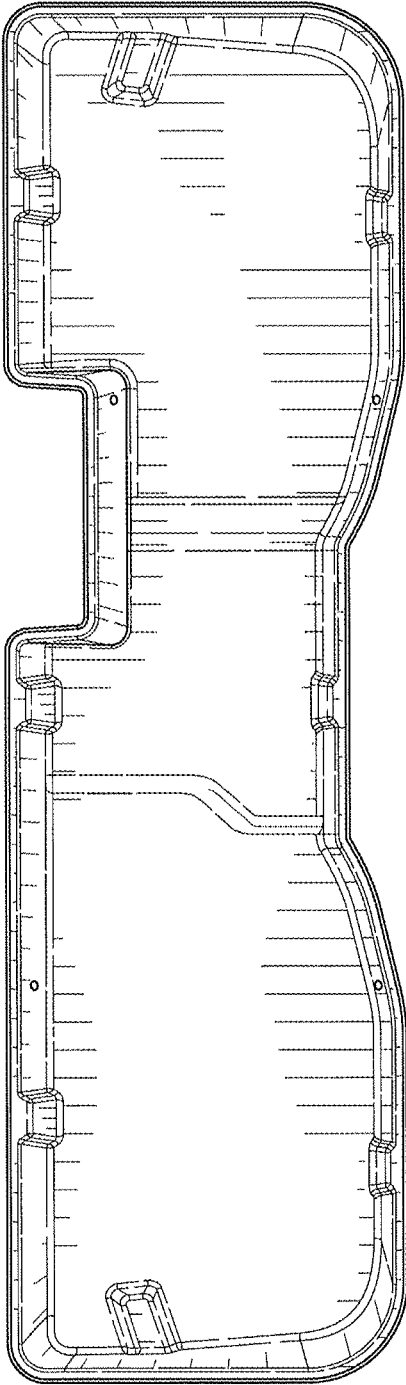


FIG. 7