



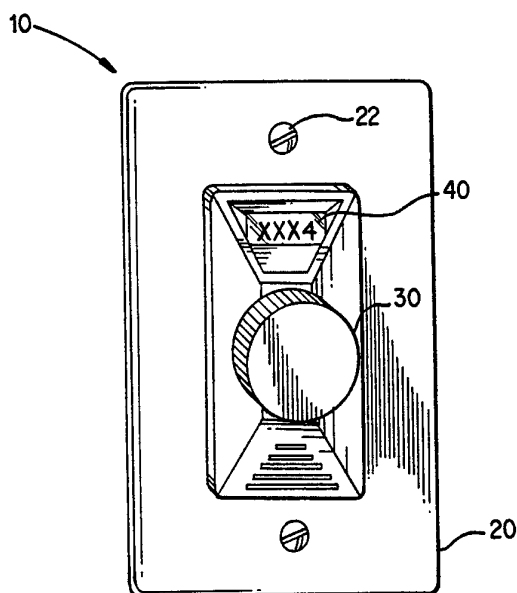
INTERNATIONAL APPLICATION PUBLISHED UNDER THE PATENT COOPERATION TREATY (PCT)

<p>(51) International Patent Classification ⁵ : H04Q 1/00, E05B 49/00</p>	A1	<p>(11) International Publication Number: WO 94/09596 (43) International Publication Date: 28 April 1994 (28.04.94)</p>
<p>(21) International Application Number: PCT/US93/09336 (22) International Filing Date: 1 October 1993 (01.10.93) (30) Priority data: 07/958,710 9 October 1992 (09.10.92) US (71) Applicant: MEDECO SECURITY LOCKS, INC. [US/ US]; Route 11 West at Allegheny Drive, Salem, VA 24153 (US). (72) Inventor: HYATT, Richard, G., Jr. ; 2720 Timber Road, Shawsville, VA 24162 (US). (74) Agents: ROTHWELL, G., Franklin et al.; Rothwell, Figg, Ernst & Kurz, 555 Thirteenth Street, N.W., #701 East, Washington, DC 20004 (US).</p>		<p>(81) Designated States: CA, FI, JP, KR, NO, European patent (AT, BE, CH, DE, DK, ES, FR, GB, GR, IE, IT, LU, MC, NL, PT, SE). Published <i>With international search report. Before the expiration of the time limit for amending the claims and to be republished in the event of the receipt of amendments.</i></p>

(54) Title: ALPHANUMERIC INPUT TERMINAL

(57) Abstract

An alphanumeric input terminal (10) is shown in the figure which allows a user to enter a sequence of characters (40) that is compared to a stored valid entry code to determine whether access should be granted. The terminal (10) displays a random number which the user adjusts by a rotatable knob (30) to obtain a desired character (40). The character (40) is entered by pushing the knob (10). The entered character (40) is no longer displayed and the terminal displays another random character which is similarly adjusted and entered. This prevents observation of the characters (40) being entered since only one character (40) is displayed at any one time. By initially displaying a random character for each entry position, the adjustment made by the user to reach the selected character (40) is different every time. This prevents one from determining the selected character (40) by observing the direction and extent that the user rotates the knob (30) before entering the character (40).



FOR THE PURPOSES OF INFORMATION ONLY

Codes used to identify States party to the PCT on the front pages of pamphlets publishing international applications under the PCT.

AT	Austria	FR	France	MR	Mauritania
AU	Australia	GA	Gabon	MW	Malawi
BB	Barbados	GB	United Kingdom	NE	Niger
BE	Belgium	GN	Guinea	NL	Netherlands
BF	Burkina Faso	GR	Greece	NO	Norway
BG	Bulgaria	HU	Hungary	NZ	New Zealand
BJ	Benin	IE	Ireland	PL	Poland
BR	Brazil	IT	Italy	PT	Portugal
BY	Belarus	JP	Japan	RO	Romania
CA	Canada	KP	Democratic People's Republic of Korea	RU	Russian Federation
CF	Central African Republic	KR	Republic of Korea	SD	Sudan
CG	Congo	KZ	Kazakhstan	SE	Sweden
CH	Switzerland	LI	Liechtenstein	SI	Slovenia
CI	Côte d'Ivoire	LK	Sri Lanka	SK	Slovak Republic
CM	Cameroon	LU	Luxembourg	SN	Senegal
CN	China	LV	Latvia	TD	Chad
CS	Czechoslovakia	MC	Monaco	TG	Togo
CZ	Czech Republic	MG	Madagascar	UA	Ukraine
DE	Germany	ML	Mali	US	United States of America
DK	Denmark	MN	Mongolia	UZ	Uzbekistan
ES	Spain			VN	Viet Nam
FI	Finland				

ALPHANUMERIC INPUT TERMINAL

BACKGROUND OF THE INVENTION

FIELD OF THE INVENTION

5 The present invention relates to electronic input terminals for entering access codes to open a locked door or the like. More specifically, the invention relates to such terminals in which a rotatable and axially movable knob is used to enter a coded sequence of numerals or alphanumeric symbols.

10 DESCRIPTION OF THE PRIOR ART

It is known to provide a door with an electronic input terminal having a knob that can be manipulated through two degrees of movement, rotation and axial displacement, to select and enter elements of a coded sequence. See for example U.S. Pat. Nos. 4,899,562 and 15 4,745,784. The knob is rotated to select a number and is then pushed to contact a circuit board which generates an electrical signal to a solenoid. The solenoid controls movement of a member which releases 20 the lock to allow the door to be opened.

The electronic door lock of the '562 patent includes a liquid crystal display. The knob is rotated to select a number corresponding to an element of a coded sequence, and is then pushed to input the number. 25 The inputted numbers are displayed by the liquid

crystal display. Because the knob of the lock is also used to retract a bolt, the rotation of the knob is severely limited. As a result, the knob can only be used to select from ten digits. Additionally, the numbers selected are not displayed until after they have been inputted to the reader circuit.

SUMMARY OF THE INVENTION

The present invention provides an electronic alphanumeric input terminal which is used to enter numerals or alphanumeric symbols corresponding to a coded sequence to unlock a door or the like. The input terminal communicates with a microprocessor in which are stored valid entry codes for comparison to the numerals or symbols entered at the terminal.

The input terminal of the present invention includes several safety features to prevent undesired viewing of the numerals or symbols that are entered. Only one character, which as used herein includes numerals or alphanumeric symbols, is displayed at any point in time to prevent observation of the entered sequence.

The input terminal initially displays a random character which the user increments or decrements by rotating a knob to arrive at a selected character. Once this selected character is obtained, it is input by pushing the knob inwardly. Upon inputting of the selected character, the terminal displays a different character in its place. This prevents observation of the selected character, and also prevents deduction of an entry code by observing a sequence of knob rotation, since the necessary rotations to arrive at the correct input will be random.

In one embodiment of the present invention, there is provided a display for each element of the coded sequence. The user increments or decrements the random character displayed through clockwise or
5 counterclockwise rotation of the knob and then depresses the knob to input the selected character.

The terminal then displays a blocking character, such as the letter X, in the corresponding display space once the selected character has been entered.

10 This blocking character confirms to the user that the character selected has been entered, and also prevents observation of the selected character while the user manipulates the knob to input the remaining elements of the coded sequence. As each selection after the first
15 is input, a blocking character is displayed in its place so that only one selected character is displayed at any one point in time.

In another embodiment, the present invention includes a single character display which initially
20 presents the user with a first random character. This character is incremented/decremented to arrive at a first selected character corresponding to one entry of a coded sequence. The user inputs the first selected character and the terminal then displays a second
25 random character. The second random character is then adjusted to arrive at a second selected character which corresponds to another entry of the coded sequence. With this arrangement, once the selected character is inputted by the user it is no longer displayed. Thus,
30 observation of the sequence of selected characters is prevented.

This embodiment may have indicators corresponding to the positions of the elements of the entered

sequence to show that a character has been input in a particular position. This allows the user to keep track of the characters which have been entered without display of those characters.

5 The input terminal of the present invention provides a secure means of accessing doors or the like and is of a reduced size suitable for limited space applications and easy installation. Security is enhanced by use of the random number generation by the
10 terminal. This feature presents an unauthorized observer from memorizing any sequence of knob rotation by a user to thereby deduce the entry access code.

BRIEF DESCRIPTION OF THE DRAWINGS

15 Figure 1 is a front view of a first embodiment of the alphanumeric input terminal of the present invention.

 Figure 2 is a front view of a second embodiment of the alphanumeric input terminal of the present invention.

20 Figure 3 is a simplified schematic of a circuit for operating the alphanumeric input terminal of the present invention according to one preferred embodiment.

DETAILED DESCRIPTION OF THE DRAWINGS

25 With reference to Fig. 1, an alphanumeric input terminal 10 according to a first embodiment of the present invention includes a base 20 which is secured to a door or some other lockable structure (not shown). The base 20 is attached by conventional fastening
30 means, such as screws 22. A knob switch/selector 30 projects from the base 20 and is manipulable in two

degrees of movement relative to the base 20. The knob 30 is both rotatable and axially displaceable so that it can be both rotated and depressed toward the plate 20. Rotation of the knob serves to increment or
5 decrement the display character/digit and depressing the knob causes the displayed character to be inputted to the reader.

A display 40, which can take the form of an LCD (liquid crystal display), LED (light emitting diode) or
10 any other suitable alphanumeric display is disposed adjacent the knob 30. Upon the user initially rotating the knob 30, the display 40 presents a random character. This random character is generated by a
15 microprocessor or other suitable random character generator, and is adjusted by being incremented or decremented through rotation of the knob 30. After adjusting the random character to arrive at a selected character, the user inputs the selected character by pushing the knob 30 inwardly.

20 As the knob 30 is rotated the user can feel a clicking, but the speed at which the characters are incremented or decremented is not directly correlated to the "feel" of the rotation. The correlation of the speed and distance which the knob 30 is turned to the
25 adjustment of the displayed character is such that the slower the knob 30 is turned, the greater the distance it must be turned to increment or decrement the character. As a result, any accidental slight rotation during depression of the knob 30 will not cause an
30 incorrect character to be entered, as commonly occurs in mechanical combination locks with rotary dials.

Once the selected character, obtained by adjusting the first random character, has been inputted by

depressing the knob 30, the display shows a blocking character in the first display position in place of the selected character. The blocking character can take the form of any numeral or alphanumeric symbol. It is significant that the selected character corresponding to an element of the coded sequence not be visible after entry. Fig. 1 shows the letter X displayed in the first three positions of the four digit display, signifying that the user has input three characters of the sequence.

Upon entry of the first selected character and the display of a blocking character in its place, the display 40 displays a second random character in the second display position. This second random character is generated and in the same manner as the first to arrive at a second selected character corresponding to an element of the coded sequence. This second selected character is entered by depressing the knob 30, causing a blocking symbol to be displayed in place of the second character and a third random character to be displayed in the third display position. The adjustment process is repeated to arrive at a third selected character which is entered by pushing the knob 30. This procedure is carried out for each element of the coded sequence.

Referring to Fig. 3, when the selected character corresponding to the final position of the coded sequence is entered, the inputted sequence is compared by a microprocessor 100 to stored valid entry codes which are stored in a memory 102. Upon entry of the proper sequence, the microprocessor communicates an output signal to operate the lock mechanism 106 to provide access. The input terminal of the present

invention can be free standing with the necessary components located at the access site, or it can be a slave to a central system remotely located apart from the access site.

5 By initially displaying a random character for each entry position, the adjustment made by the user to reach the selected character is different every time. This prevents one from determining the selected character by observing the direction and extent that
10 the user rotates the knob before entering the character.

 A second embodiment of the input terminal of the present invention is shown in Fig. 2, wherein like reference numerals are used to depict like features
15 with regard to Fig. 1. The input terminal 10 of Fig. 2 includes a rotatable knob 30 which is operated to adjust and enter selected characters as it was in the embodiment of Fig. 1. The input terminal 10 of Fig. 2, however, utilizes a different display arrangement 50.
20 Whereas the embodiment of Fig. 1 comprises a plurality of display positions corresponding to the number of elements in the coded sequence, display 50 shows only one character at a time.

 The display 50 presents a random character which
25 the user adjusts as in the previous embodiment. When the selected character is entered by pushing the knob 30, the display 50 cannot display a blocking symbol since only one display position is present. The display 50 instead displays the second random character
30 which is then adjusted by the knob 30 as described above. Indicators 60, which can be in the form of

LED's (light emitting diodes), are provided so that there is an LED for each element of the coded sequence. Upon the user entering each selected character corresponding to an element of the sequence, one of the indicators 60 is activated to show that a character for that position has been entered. In Fig. 2, two characters have been entered.

The character selected and entered by the user cannot be observed as the display 50 replaces the character with the next random character. When all of the selected characters have been entered the sequence is downloaded to the microprocessor for comparison with the stored valid entry codes. An access indicator 70 indicates that a valid sequence of selected characters has been entered to open the locked door or the like.

The present invention can utilize either numeric or alphanumeric characters. The ability to use the device in an alpha mode with letter characters allows a vast number of combinations to be used in a terminal having only a few display positions. This is opposed to conventional input terminals using numeric characters. This enhances the attractive space-saving feature of the present invention. It is apparent that the input terminal of the present invention provides a compact device capable of handling a large number of combinations, while providing increased security by preventing observation of the characters selected and entered by the user.

The invention having been thus described, it will become apparent to those skilled in the art that the same may be varied in many ways without departing from

the spirit of the invention. Any and all such modifications are intended to be included within the scope of the following claims.

I claim:

1. An electronic input terminal comprising:
 - means for generating a first random character;
 - display means for displaying a first generated
 - 5 random character;
 - adjustment means for incrementing or decrementing the first generated random character to obtain a first selected character displayed by said display means;
 - input means for entering the first selected
 - 10 character to comparing means;
 - said display means further having means to prevent viewing of the first selected character after the first selected character has been entered by said input means, and for displaying at least a second random
 - 15 character generated by said generating means upon entry of said first selected character which can be adjusted by the adjustment means to obtain a second selected character which is entered to said comparing means by activation of said input means;
 - 20 means for storing a valid entry code;
 - said comparing means for comparing the first and second entered characters to a valid code stored in said means for storing to determine if access is permitted, and outputting a signal if the entered
 - 25 characters match the stored valid entry code; and
 - access means responsive to said signal for allowing access to a user of said terminal.
2. The input terminal of claim 1 wherein said means to prevent viewing comprises means for displaying
- 30 a blocking symbol in place of the first selected character after the first selected character has been entered.

3. The input terminal of claim 2 wherein said display means includes a liquid crystal display which displays the blocking symbol.

5 4. The input terminal of claim 1 wherein said adjustment means is a rotatable knob which is rotated to adjust the displayed random character.

10 5. The input terminal of claim 4 wherein said input means responds to axial depression of said rotatable knob depressed to enter the selected random character.

6. The input terminal of claim 1 wherein said adjustment means and said input means include a rotatable and axially movable knob which is rotated for adjustment and moved axially for inputting.

15 7. The input terminal of claim 1 wherein said means to prevent viewing comprises means for displaying the second random character in place of the first selected character after the first selected character has been entered.

20 8. The input terminal of claim 7 further including indicating means for indicating entry of each of the selected characters.

25 9. A method of providing access through an electronic input terminal upon entry of a predetermined coded sequence, comprising the steps of:

a) displaying a random character in one of at least two sequenced positions on the input terminal;

b) adjusting the random character to correspond to a particular element of a coded sequence;

30 c) entering the adjusted character into said terminal;

d) displaying a symbol different from the adjusted character in place of the adjusted character in the one position after said entering step;

5 e) displaying at least a second random character in a second of said plurality of sequenced positions and repeating steps b) through d) for the second random character;

f) comparing the adjusted characters entered in the input terminal to a stored valid entry code to
10 determine if access should be granted; and

g) granting access to a user upon matching of the entered adjusted characters to said stored valid entry code.

15 10. A method of inputting an access code in an electronic input terminal which provides access upon entry of a valid coded sequence, comprising the steps of:

a) displaying a first random character in a display area of the input terminal;

20 b) adjusting the first random character to obtain a first adjusted character corresponding to a particular element of a coded sequence;

c) entering the first adjusted character into said terminal;

25 d) displaying a second random character in place of the first adjusted character in the display area so that said first adjusted character cannot be viewed after being entered, while indicating that the first adjusted character has been entered;

30 e) repeating steps b) and c) for the second random character;

f) comparing the selected characters entered in the input terminal to a stored valid entry code to determine if access should be granted; and

5 g) granting access to a user upon matching of the entered adjusted characters to said stored valid entry code.

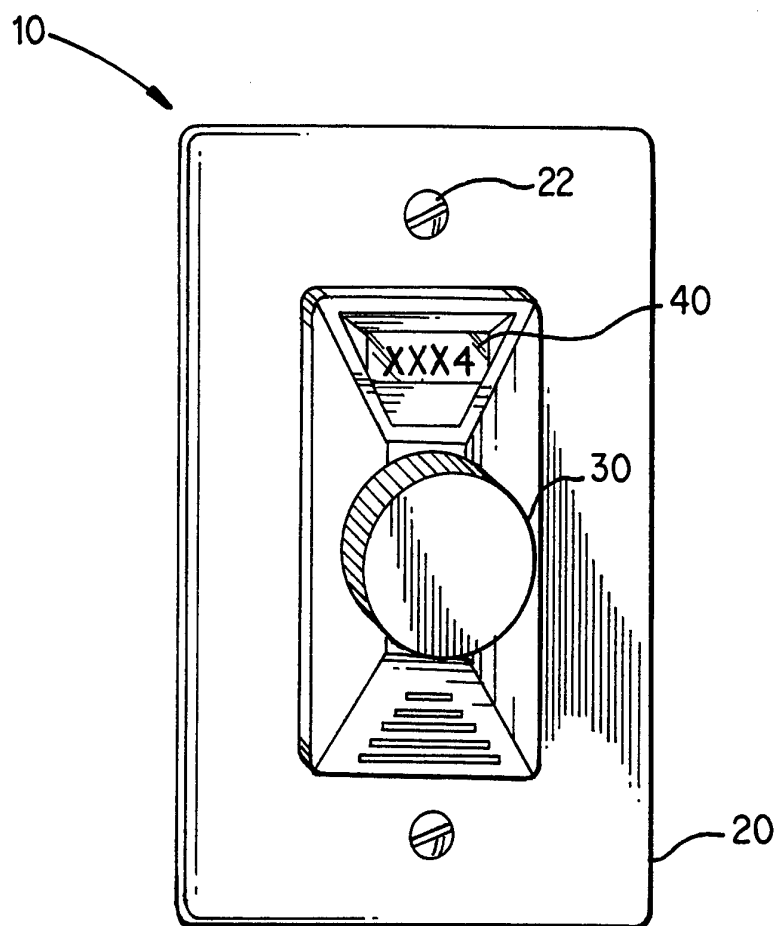


FIG. 1

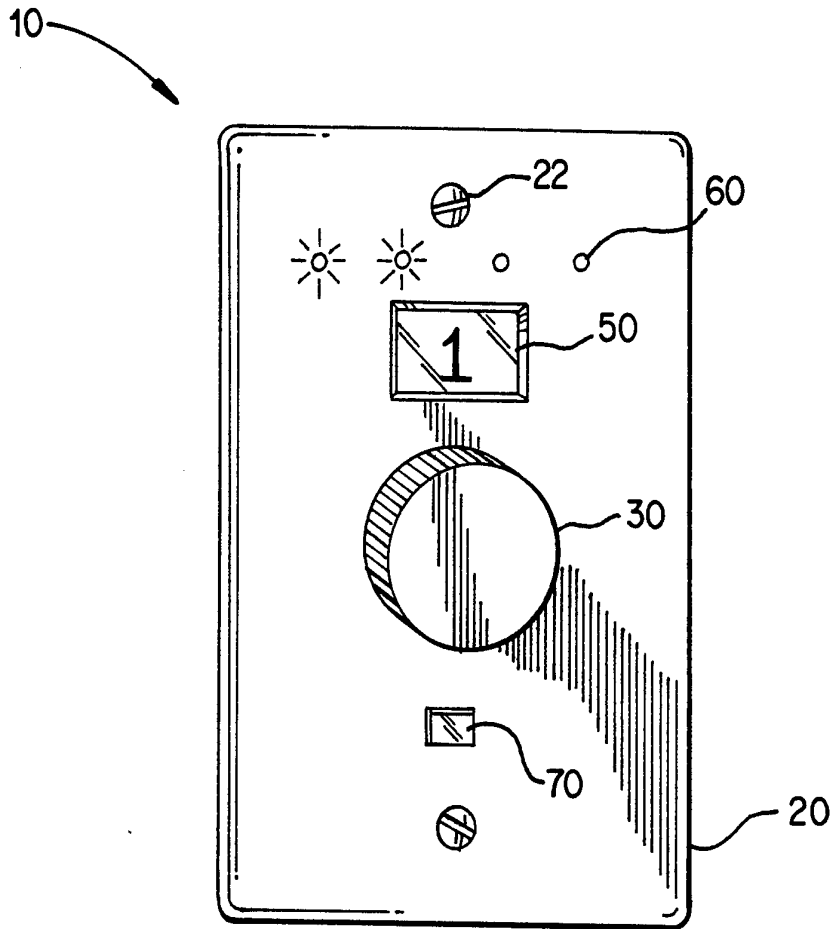


FIG. 2

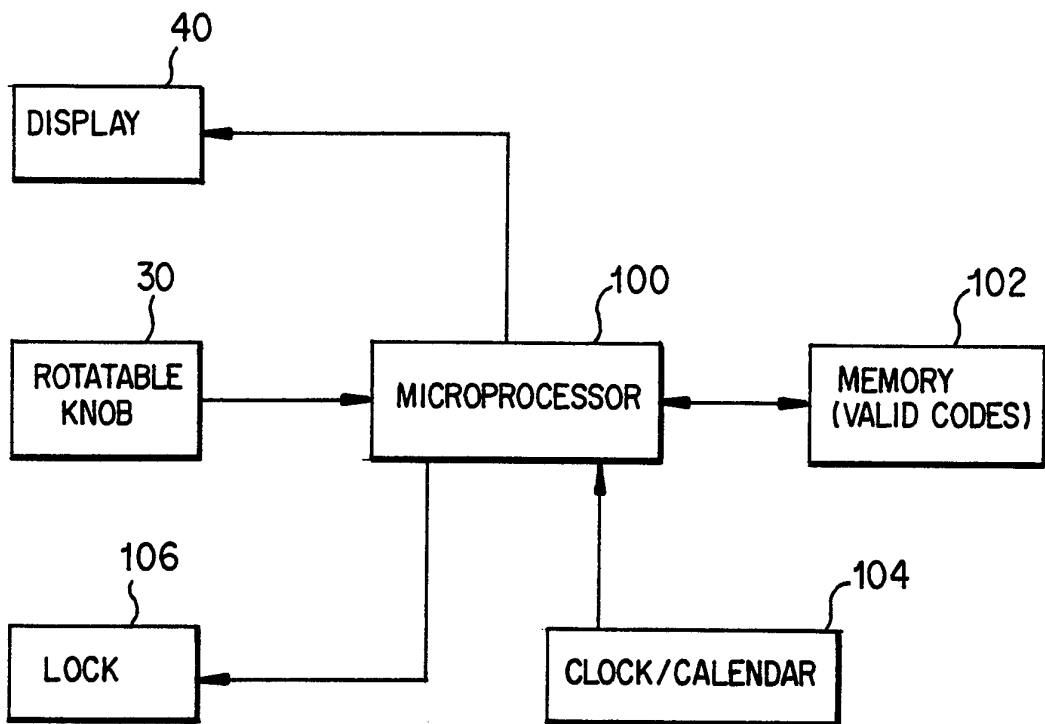


FIG. 3

INTERNATIONAL SEARCH REPORT

International application No.
PCT/US93/09336

A. CLASSIFICATION OF SUBJECT MATTER

IPC(5) :H04Q 1/00; E05B 49/00
US CL :70/277,278
According to International Patent Classification (IPC) or to both national classification and IPC

B. FIELDS SEARCHED

Minimum documentation searched (classification system followed by classification symbols)

U.S. : 380/23, 25; 70/277,278

Documentation searched other than minimum documentation to the extent that such documents are included in the fields searched

Electronic data base consulted during the international search (name of data base and, where practicable, search terms used)

C. DOCUMENTS CONSIDERED TO BE RELEVANT

Category*	Citation of document, with indication, where appropriate, of the relevant passages	Relevant to claim No.
X	US, A, 5,061,923 (MILLER ET AL.) 29 OCTOBER 1991, SEE WHOLE DOCUMENT	1, 4, 7, 10
Y	US, A, 4,899,562 (GARTNER ET AL.) 13 FEBRUARY 1990, SEE FIGURE 2 AND COLUMN 3 LINES 66-68 AND COLUMN 2 LINES 10-20 AND 50-60.	3, 5, 6
Y,P	US, A, 5,177,789 (COVERT) 05 JANUARY 1993, SEE FIGURE 1 AND COLUMN 3 LINES 4-8	3
Y	US, A, 3,812,403 (GARTNER) 21 MAY 1974, SEE COLUMN 5 LINES 4-18.	8

Further documents are listed in the continuation of Box C. See patent family annex.

<p>* Special categories of cited documents:</p> <p>*A* document defining the general state of the art which is not considered to be part of particular relevance</p> <p>*E* earlier document published on or after the international filing date</p> <p>*L* document which may throw doubts on priority claim(s) or which is cited to establish the publication date of another citation or other special reason (as specified)</p> <p>*O* document referring to an oral disclosure, use, exhibition or other means</p> <p>*P* document published prior to the international filing date but later than the priority date claimed</p>	<p>*T* later document published after the international filing date or priority date and not in conflict with the application but cited to understand the principle or theory underlying the invention</p> <p>*X* document of particular relevance; the claimed invention cannot be considered novel or cannot be considered to involve an inventive step when the document is taken alone</p> <p>*Y* document of particular relevance; the claimed invention cannot be considered to involve an inventive step when the document is combined with one or more other such documents, such combination being obvious to a person skilled in the art</p> <p>*G* document member of the same patent family</p>
---	---

<p>Date of the actual completion of the international search</p> <p style="text-align: center;">01 DECEMBER 1993</p>	<p>Date of mailing of the international search report</p> <p style="text-align: center; font-size: 1.2em;">15 FEB 1994</p>
<p>Name and mailing address of the ISA/US Commissioner of Patents and Trademarks Box PCT Washington, D.C. 20231</p> <p>Facsimile No. NOT APPLICABLE</p>	<p>Authorized officer <i>Donald J. Yusko</i> DONALD J. YUSKO</p> <p>Telephone No. (703) 305-4869</p>