

(19) World Intellectual Property Organization
International Bureau



(43) International Publication Date
2 March 2006 (02.03.2006)

PCT

(10) International Publication Number
WO 2006/022713 A1

(51) International Patent Classification⁷: **G09G 5/00**

(21) International Application Number:
PCT/US2004/026314

(22) International Filing Date: 16 August 2004 (16.08.2004)

(25) Filing Language: English

(26) Publication Language: English

(30) Priority Data:
10/895,967 22 July 2004 (22.07.2004) US

(71) Applicant and

(72) Inventor: **SHKOLNIKOV, Mark** [US/US]; 2883
Franklin Oaks Drive, Oak Hill, VA 20171 (US).

(74) Agents: **LITMAN, Richard, C.** et al.; Litman Law Of-
fices, LTD., P.O. Box 15035, Crystal City Station, Arling-
ton, VA 22215 (US).

(81) Designated States (unless otherwise indicated, for every
kind of national protection available): AE, AG, AL, AM,

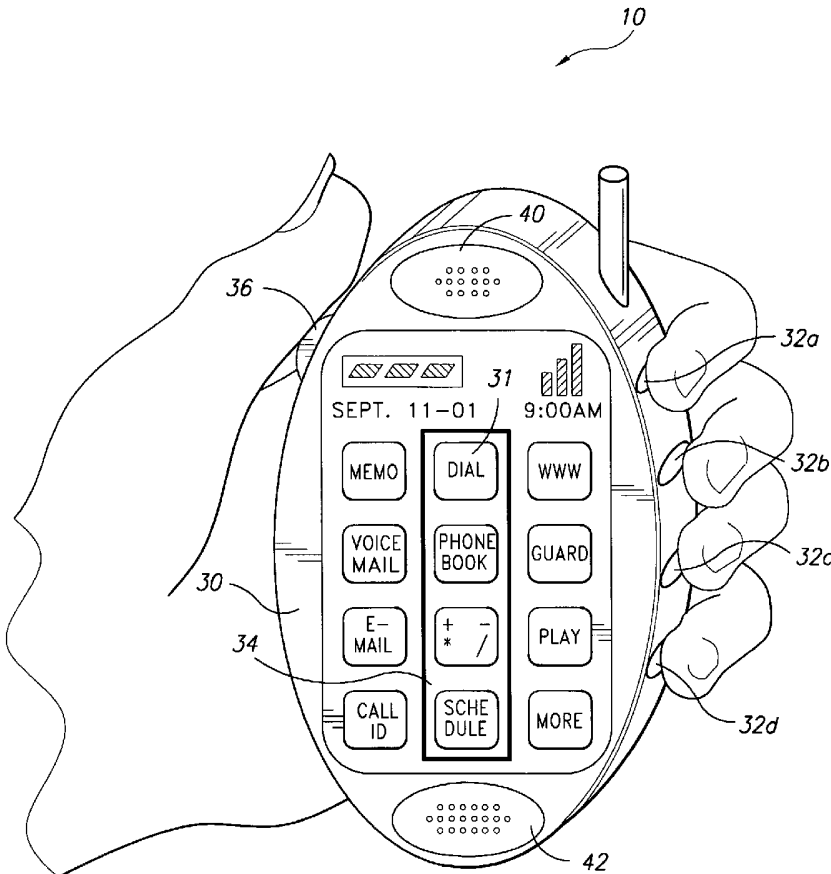
AT, AU, AZ, BA, BB, BG, BR, BW, BY, BZ, CA, CH, CN,
CO, CR, CU, CZ, DE, DK, DM, DZ, EC, EE, EG, ES, FI,
GB, GD, GE, GH, GM, HR, HU, ID, IL, IN, IS, JP, KE,
KG, KP, KR, KZ, LC, LK, LR, LS, LT, LU, LV, MA, MD,
MG, MK, MN, MW, MX, MZ, NA, NI, NO, NZ, OM, PG,
PH, PL, PT, RO, RU, SC, SD, SE, SG, SK, SL, SY, TJ, TM,
TN, TR, TT, TZ, UA, UG, US, UZ, VC, VN, YU, ZA, ZM,
ZW.

(84) Designated States (unless otherwise indicated, for every
kind of regional protection available): ARIPO (BW, GH,
GM, KE, LS, MW, MZ, NA, SD, SL, SZ, TZ, UG, ZM,
ZW), Eurasian (AM, AZ, BY, KG, KZ, MD, RU, TJ, TM),
European (AT, BE, BG, CH, CY, CZ, DE, DK, EE, ES, FI,
FR, GB, GR, HU, IE, IT, LU, MC, NL, PL, PT, RO, SE,
SI, SK, TR), OAPI (BF, BJ, CF, CG, CI, CM, GA, GN,
GQ, GW, ML, MR, NE, SN, TD, TG).

Published:
— with international search report

For two-letter codes and other abbreviations, refer to the "Guid-
ance Notes on Codes and Abbreviations" appearing at the begin-
ning of each regular issue of the PCT Gazette.

(54) Title: ACTIVE KEYBOARD SYSTEM FOR HANDHELD ELECTRONIC DEVICES



(57) Abstract: An active keyboard system includes a processor, a memory, and a display (34) communicatively connected to one another. The system includes input means for inputting data and commands into the system. The input means include at least one selector (36), and a plurality of keys (32a, 32b, 32c, 32d). Active keyboard system software is stored on the memory and is configured to dynamically present available choices on the display (34) grouped to effect unambiguous selection of the available choices through use of the input means. The active keyboard system software includes presentation code and filter code. The presentation code includes step or scroll resolution code to enable scrolling, and grid presentation code to organize available choices on a visual grid and provide the visual grid to the display (34). The grid presentation code configures the visual grid with one or more panes each configured as a matrix.

WO 2006/022713 A1

ACTIVE KEYBOARD SYSTEM FOR HANDHELD ELECTRONIC DEVICES**TECHNICAL FIELD**

The present invention generally relates to handheld data entry devices and, more particularly to an active keyboard system for handheld electronic devices. The active keyboard system dynamically presents available choices on a display grouped to effect unambiguous selection of the available choices through use of input means, thereby providing users of handheld electronic devices with a consistent set of techniques to perform all commonly used functions including entering alphanumeric text and data into the device using only one hand.

BACKGROUND ART

Portable electronic devices are rapidly becoming smaller while their capabilities are continually increasing. Shrinking size has limited the ability of the user to physically manipulate the keyboard in order to input information into the electronic device and access information from the device. Some electronic devices have been produced with miniature keyboards, but these have proven difficult to use and the keys are too small for fast entry of data with the fingers. Using normal size keys for a complete keyboard limits how small a device can be due to the necessary width of the keyboard. Some companies have created normal size keyboards that break into overlapping pieces when the computer is not in use, but even then the device must still be relatively large.

Today many electronic devices are small enough to fit into the palm of the hand. With such small size it would be desirable to be able to quickly enter data, or to navigate the Internet with one hand, where that one hand not only supports the device but is also able to quickly enter data or commands using all five digits. A device for quickly and efficiently entering data, including full text, with a limited number of keys, such as that provided by the present invention, is needed in order to fully utilize the power of these small electronic devices.

The prior art has shown several methods of data entry using a limited number of full size keys. One such method is the "multi-tap" method. This method involves using twelve or more keys with several letters or symbols assigned to each key. The user taps each key until the desired letter appears on the device's display. This system allows the user to input complete text messages using a limited number of keys, but it is a time consuming system due to the excessive number of keystrokes and timeouts required, it has no Internet browsing capability, and it forces the user to shift the position of his fingers from key to key, further reducing keystroke efficiency.

Another method of inputting data using a limited number of keys are the systems described in U.S. Patent No. 5,818,437, issued October 6, 1998 to Dale L. Grover et al., and U.S. Patent No. 6,011,554, issued January 4, 2000 to Martin T. King et al. These systems also assign each key a plurality of values, but eliminate the need to press each key multiple times.

5 The user simply presses each desired key once and the computer attempts to decipher what word the user intended to input out of the several possible words which could be formed from the several letters on each key. If the computer comes up with the wrong word the user can scroll through a number of other possibilities. These systems are effective in reducing the number of keystrokes as compared to the multi-tap method. They cannot, however, be used to input
10 uncommon words and names due to a limited vocabulary, they have no application to Internet browsing, and they cannot be used without the user changing finger position on the keys.

U.S. Patent No. 5,854,624, issued December 29, 1998 to Jeffrey A. Grant, is an example of a pocket-sized interface for Internet browsing. The Grant '624 device uses a touch sensitive switch and several keys to allow a user to interface with the Internet. While the Grant '624
15 device does function to allow a user to navigate the Internet, it shows no way of entering data such as text and numbers, and is not designed for one hand operation.

U.S. Patent No. 6,164,853, issued December 26, 2000 to Lisa L. Foote, is also relevant in that it discloses an ergonomic housing for a handheld device. The Foote device fits over a standard electronic device such as a remote control and allows the user to comfortably operate
20 such a device using only one hand. The Foote device does not, however disclose any method for quickly entering a variety of data, nor show any method of navigating the Internet.

Additional relevant art includes U.S. Patent Application Publication No. 2002/0060699 A1, published May 23, 2002 for Giovanni D'Agostinin (character input device based on a two-dimensional movement sensor); U.S. Patent Application Publication No. 2002/0163504 A1,
25 published November 7, 2002 for Matthew G. Pallakoff (hand held device that supports fast text typing); U.S. Patent Application Publication No. 2003/0036362 A1, published February 20, 2003 for Joshua R. Buesseler et al. (interchangeable cover for a mobile communications device); and U.S. Patent Application Publication No. 2003/0048262 A1, published March 13, 2003 for Charles Wu et al. (method and apparatus for navigation, text input, and phone dialing).

30 Additional related art includes U.S. Patent Application Publication No. 2003/0052861 A1, published March 20, 2003 for Jiang Peng (portable communication device with detachable joystick and method therefore); U.S. Patent Application Publication No. 2004/0012566 A1, published January 22, 2004 for Gary R. Bradski (intuitive mobile device interface to virtual spaces); and U.S. Patent Application Publication No. 2004/0018863 A1, published January 29,

2004 for G. Eric Engstrom et al. (personalization of mobile electronic devices using smart accessory covers).

Additional related art includes U.S. Patent 4,891,777, issued January 2, 1990 to James M. Lapeyre (single hand keyboard arrays providing alphanumeric capabilities from twelve keys); U.S. Patent No. 5,187,480, issued February 16, 1993 to Ronald H. Thomas et al. (symbol definition apparatus); U.S. Patent No. 5,332,322 issued July 26, 1994 to Thomas L. Gambaro (ergonomic thumb-actuable keyboard for a hand-grippable device); U.S. Patent Nos. 5,471,042 and 5,565,671, issued November 28, 1995 and October 15, 1996, respectively, to David Kirkeby et al. (handheld data entry terminal having dual trigger switches); U.S. Patent No. 5,612,719, issued March 18, 1997 to Ernest H. Beernik et al. (gesture sensitive buttons for graphical user interfaces); U.S. Patent No. 5,666,113, issued September 9, 1997 to James D. Logan (system for using a touchpad input device for cursor control and keyboard emulation); and U.S. Patent No. 5,703,623, issued December 30, 1997 to Malcolm G. Hall et al. (smart orientation sensing circuit for remote control).

Additional related art includes U.S. Patent No. 5,736,976, issued October 6, 1998 to Nina T. Cheung (computer data entry apparatus with hand motion sensing and monitoring); U.S. Patent No. 5,808,567 issued September 15, 1998 to Seth R. McCloud (apparatus and method of communicating using three digits of a hand); and U.S. Patent No. 5,931,873, issued August 3, 1998 to James M. Cisar (programmable mobile device with thumb wheel).

Additional related art includes U.S. Patent No. 6,052,070, issued April 18, 2000 to Seppo Kivellä et al. (method for forming a character string, an electronic communication device and a charging unit for charging the electronic communication device); U.S. Patent No. 6,067,358, issued May 23, 2000 to Alan H. Grant (ergonomic cellular phone); U.S. Patent No. 6,104,317, issued August 15, 2000 to Jerry Panagrossi (data entry device and method); U.S. Patent No. 6,201,554, issued March 13, 2001 to Robert M. Lands (device control apparatus for hand-held data processing); and U.S. Patent No. 6,243,080, issued June 5, 2001 to Anders L. Molne (touch-sensitive panel with selector).

Additional related art includes U.S. Patent No. 6,347,290, issued February 12, 2002 to Joel F. Bartlett (apparatus and method for detecting and executing positional and gesture commands corresponding to movement of handheld computing device); U.S. Patent No. 6,392,640, issued May 21, 2002 to Craig A. Will (entry of words with thumbwheel by disambiguation); U.S. Patent No. 6,400,376, issued June 4, 2002 to Mona Singh et al. (display control for hand-held data processing device); U.S. Patent No. 6,437,709, issued August 20, 2002 to Qi Hao (keyboard and thereof input method); U.S. Patent No. 6,466,198, issued October 15, 2002 to David Y. Feinstein (view navigation and magnification of a hand-held device with a

display); and U.S. Patent No. 6,567,101, issued May 20, 2003 to Keith C. Thomas (system and method utilizing motion input for manipulating a display of data).

Additional related art includes U.S. Patent No. 6,573,883 issued June 3, 2003 to Joel F. Bartlett (method and apparatus for controlling a computing device with gestures); U.S. Patent No. 6,603,420, issued August 5, 2003 to Jin Lu (remote control device with motion based control for receiver volume, channel selection, or other parameters); U.S. Patent No. 6,611,255, issued August 26, 2003 to Jason T. Griffin et al. (hand-held electronic device with a keyboard optimized for use with the thumbs); U.S. Patent No. 6,641,482, issued November 4, 2003 to Iwao Masuyama et al. (portable game apparatus with acceleration sensor and information storage medium storing a game program); U.S. Patent No. 6,683,599, issued January 27, 2004 to Robert A. Shepherd (keypads style input device for electrical device); and U.S. Patent No. 6,690,358, issued February 10, 2004 to Alan E. Kaplan (display control for hand-held device).

Additional related art includes European Patent Application Publication No. EP 0 735 514 A1, published in October 1996, Great Britain Patent Application Publication No. GB 2 193 023 A, published in January 1988, World International Patent Organization (WIPO) Patent Application Publication No. WO 02/073995 A1, published in September 2002, European Patent Application Publication No. EP 1 271 288 A2, published in January 2003, and WIPO Patent Application Publication No. WO 03/015379, published in February 2003.

None of the above inventions and patents, taken either singly or in combination, is seen to describe the instant invention as claimed.

DISCLOSURE OF THE INVENTION

The present invention is an active keyboard system. The keyboard system has a processor and a memory communicatively connected to the processor. A display is communicatively connected to the processor. The keyboard system has input means for inputting data into the system. The input means includes at least one selector, and at least two keys. Active keyboard system software is stored on the memory. The active keyboard system software is configured to dynamically present available choices on the display grouped to effect unambiguous selection of the available choices through use of the input means.

BRIEF DESCRIPTION OF THE DRAWINGS

Fig. 1 is front perspective view of an active keyboard system configured as a cellular phone for left handed use according to the present invention.

Fig. 2 is a block diagram of an active keyboard system according to the present invention.

Fig. 3 is a block diagram of the active keyboard system software according to the present invention.

5 **Fig. 4A** is a flow diagram indicating the effect of tilt movement of an active keyboard system according to the present invention.

Fig. 4B is a flow diagram indicating the effect of tilt movement of an active keyboard system according to the present invention.

Fig. 5A is a top view of a button assembly selector according to the present invention.

10 **Fig. 5B** a cross sectional view of the button assembly selector shown in **Fig. 5A**.

Fig. 5C is a cross sectional view of a roller ball selector according to the present invention.

Fig. 5D is a perspective view of a touch pad selector according to the present invention.

Fig. 5E is a cross sectional view of a joystick selector according to the present invention.

15 **Fig. 6A** is a functional view of the button assembly selector shown in **Fig. 5A**.

Fig. 6B is a functional view of the roller ball selector shown in **Fig. 5B**.

Fig. 6C is a functional view of the touch pad selector shown in **Fig. 5D**.

Fig. 6D is a top view of the joystick selector shown in **Fig. 5E**.

20 **Fig. 7** is a perspective view of an active keyboard system device equipped with a movement sensor selector according to the present invention.

Fig. 8 is a front perspective view of an active keyboard system with the display showing columns of selection pointers according to the present invention.

Fig. 9 is a front view of a computer screen with a shaded portion representing the portion of a page viewed on a display of an active keyboard system according to the present invention.

25 **Fig. 10** is an expanded view of a multi-pane grid of an active keyboard system according to the present invention.

Fig. 11 is a functional view of step motion of an active keyboard system according to the present invention.

30 **Fig. 12** is a functional view of step motion of an active keyboard system according to the present invention.

Fig. 13 is a front view of a map image on a display of an active keyboard system according to the present invention.

Fig. 14 is a functional view of a zoom in process on a map image on a display of an active keyboard system according to the present invention.

Fig. 15 is functional view of a step implementation of a calendar on a display of an active keyboard system according to the present invention.

Fig. 16 is a functional diagram of step motion of an active keyboard system according to the present invention.

5 **Fig. 17** is a flow chart of step motion of an active keyboard system according to the present invention.

Fig. 18 is a functional diagram of sliding zero code of active keyboard system software according to the present invention.

10 **Fig. 19** is a functional diagram of adaptive threshold code of active keyboard system software according to the present invention.

Fig. 20 is a functional diagram illustrating a virtual bubble of an active keyboard system according to the present invention.

Fig. 21 is an active keyboard system with optional external sensors according to the present invention.

15 **Fig. 22** is an active keyboard system with an external motion compensator according to the present invention.

Fig. 23 is a functional diagram of an active keyboard system with two external sensors according to the present invention.

20 **Fig. 24** is a functional diagram of circuitry for use with an active keyboard system according to the present invention.

Fig. 25 is a functional diagram illustrating noise cancellation code of active keyboard system software utilizing two oppositely directed sensors according to the present invention.

Figs. 26A, 26B, and 26C are three examples of active keyboard systems according to the present invention.

25 **Figs. 27A and 27B** are two examples of sleeves for use with an active keyboard system according to the present invention.

Fig. 28 is a display screen image for dialing with an active keyboard system according to the present invention.

30 **Fig. 29** is a display screen image for typing with an active keyboard system according to the present invention.

Fig. 30 is a functional diagram illustrating movement amongst grid pane layers on an active keyboard system according to the present invention.

Fig. 31 is a functional illustration of the grip of an active keyboard system according to the present invention.

Fig. 32 is a functional illustration of an active keyboard system equipped with movement sensors according to the present invention.

Fig. 33 is a functional diagram illustrating phone/address book features of an active keyboard system according to the present invention.

5 **Fig. 34** is a functional diagram illustrating name selection phone/address book features of an active keyboard system according to the present invention.

Fig. 35 is a functional diagram illustrating phone number email, and address selection phone/address book features of an active keyboard system according to the present invention.

10 **Fig. 36** is a functional diagram illustrating call history selection phone/address book features of an active keyboard system according to the present invention.

Fig. 37 is a functional diagram illustrating existing number call history selection phone/address book features of an active keyboard system according to the present invention.

Fig. 38 is a functional diagram illustrating new number call history selection phone/address book features of an active keyboard system according to the present invention.

15 **Fig. 39** is a functional diagram illustrating calendar features of an active keyboard system according to the present invention.

Fig. 40 is a functional diagram illustrating browsing features of an active keyboard system according to the present invention.

20 **Fig. 41** is a functional diagram illustrating navigating map features of an active keyboard system according to the present invention.

Fig. 42 is a functional diagram illustrating browsing with navigational map features of an active keyboard system according to the present invention.

Fig. 43 is a functional diagram illustrating browsing with navigational map features of an active keyboard system according to the present invention.

25 **Fig. 44** is a functional diagram illustrating browsing with Internet features of an active keyboard system according to the present invention.

Fig. 45 is a functional diagram illustrating pocket office features of an active keyboard system according to the present invention.

30 **Fig. 46** is a functional diagram illustrating gaming features of an active keyboard system according to the present invention.

Similar reference characters denote corresponding features consistently throughout the attached drawings.

BEST MODES FOR CARRYING OUT THE INVENTION

The present invention is an active keyboard system for handheld electronic devices. The active keyboard system dynamically presents available choices on a display grouped to effect unambiguous selection of the available choices through use of input means, thereby providing users of handheld electronic devices with a consistent set of techniques to perform all commonly used functions including entering alphanumeric text and data into the system using only one hand. The active keyboard system includes a processor, a memory, and a display communicatively connected to one another. The system includes input means for inputting data into the system that include at least one selector and a plurality of keys. Active keyboard system software is stored on the memory and is configured to dynamically present available choices on the display grouped to effect unambiguous selection of the available choices through use of the input means.

The active keyboard system software includes presentation code and filter code. The presentation code includes step or scroll resolution code to enable scrolling, and grid presentation code to organize available choices on a visual grid and provide the visual grid to the display. The presentation code displays a selection pointer controlled by one of the selectors at a time. The grid presentation code configures the visual grid with one or more panes each configured as a matrix with a plurality of columns and plurality of rows. The pane(s) may be configured as a matrix with three columns and four rows, a matrix with one column and a plurality of rows, etc. The pane(s) may be clear, transparent, translucent, and/or opaque.

The visual grid includes a plurality of cells and the grid presentation code may have grid population code to populate each of the cells with an alphanumeric character, a symbol, a music note, an icon, text, an ideogram, or a logogram. The presentation code may have application adapter code to translate transactions between application and presentation code, sound code to provide an audio announcement for a selected choice, an audio confirmation for completion of an action or an alarm for failure to complete an action, and feedback code to enhance user interaction with the system.

The filter code is configured to separate an intentional user motion input from accidental motion. Filter code may have external forces filter code to separate user input from undesired effects of external forces, step motion code to translate user intentions into precise movement of a pointer over the grid, and to allow readjustment of the system between steps, sliding zero code to allow the user to change his/her position while operating the device, adaptive threshold code to optimize operator interaction with the system via feedback, and/or calibration code to effect user and application preferences.

The keys may be configured to be operated by fingers without obstructing the display. The active keyboard system may be configured with a single selector or plural selectors. A selector may be a wheel, a track ball, a joystick, a rocker pad, a touch pad, a selector switch, a toggle switch, a key button, an N-state button, or an N-state selector configured to be operated
5 by a thumb or other finger.

Alternatively or in addition to a thumb/finger operated selector(s), the active keyboard system may have selector(s) configured to interpret motion of the system as an input. Such a selector may be a set of one, two, or three movement sensors configured to sense motion in different substantially orthogonal dimensions. The movement selector(s) may include two or
10 more sets of movement sensors configured to filter out effects of undesired movement of the system by external forces.

The active keyboard system may be configured to achieve ambidextrous use by providing a partial or full duplication of the input means on the system or by allowing the user to rotate, reattach, slide, or move system parts. The keys may be configured to inhibit
15 unintentional engagement.

The invention disclosed herein is, of course, susceptible of embodiment in many different forms. The active keyboard system may be configured as a cellular phone, a personal digital assistant, a global positioning receiving device, a remote control, a computer mouse, a pager, a walkie-talkie, a scanner, a multi-meter, etc., and may be configured to effect browsing
20 on the Internet with a single pointer.

Shown in the drawings and described herein below in detail are preferred embodiments of the invention. It is to be understood, however, that the present disclosure is an exemplification of the principles of the invention and does not limit the invention to the illustrated embodiments.

Referring to the drawings, **Fig. 1** shows an active keyboard system **10** according to the present invention configured in the form of a cell phone. However, the active keyboard system **10** may be configured, integrated into, and/or incorporated into a variety of handheld electronic devices, such as cellular phones (cell phones), personal digital assistants (PDAs), Global Positioning System (GPS) receiving devices, remote controls, computer mice, pagers, walkie-talkies, scanners, multi-meters, remote controls, etc. The cell phone **10** has an ergonomic housing **30** with a front, back, top, bottom and two sides, at least four keys **32a**, **32b**, **32c** and **32d**, a display **34**, a selector **36**, a processor, a memory, and active keyboard system software. The keys **32a-32d** are positioned on the side of the housing **30** so that they underlie the fingertips of the user when the cell phone **10** is held during normal operation. The selector **36** is
30

positioned on the side of the housing **30** opposite the keys so that it is disposed under the thumb of the user of the cell phone **10** when the cell phone **10** is held.

The cell phone **10** in **Fig. 1** is configured for a left handed user and has a conventional speaker **40** and microphone **42** above and below the display **34**. The cell phone **10** dynamically presents available choices on the display **34** grouped to effect unambiguous selection of the available choices through use of the keys **32a-32d** and the selector **36**, thereby providing users of the cell phone **10** with a consistent set of techniques to perform all commonly used functions including entering alphanumeric text and data into the device using only one hand.

As used herein, the phrase "unambiguous selection of available choices" is defined as an ability to make an unequivocal choice of a desired value from a group of values assigned to one key. Obviously, other phraseology having substantially the same meaning may be utilized, such as disambiguating an ambiguous keystroke by correlating between keys, selectors, and display readings.

Major components of an active keyboard system **130** according to the invention include a display **140** showing a grid **142**, a processor and memory **144**, a first selector **146**, a second selector **148**, and keys **150**, as shown in **Fig. 2**. Two dimension sensors are sufficient for most applications, but three dimension sensors may be implemented as desired. Active keyboard system software is carried on and/or is embodied in the memory of the active keyboard system **130**.

The keys **150** are configured to be operated by fingers without obstructing the display **140**. Either the first selector **146** or the second selector **148** may be configured to interpret motion of the system **130** as input. For example, the first selector **146** may be a wheel, a track ball, a joystick, a rocker pad, a touch pad, a selector switch, a toggle switch, a key button, an N-state button (e.g., a multi-state button), an N-state selector (e.g., a multi-state selector), or the like. Preferably, the first selector is configured and positioned to be operated by a thumb, but may be operated by any part of a user's hand or a tool.

The second selector **148** may be configured to interpret motion of the system **130** as an input, and may be a set of one or more movement sensor(s) configured to sense motion in different dimensions. One such selector may include two or more sets of movement sensors configured to filter out effects of external forces applied to the system **130**. The movement sensor(s) may be configured to filter out effects of external forces applied to the system **130** by aligning a sensitivity axis of a second set of movement sensor(s) to a first set of movement sensor(s).

In addition, the system **130** may be configured for ambidextrous use by providing partial or full duplication of the input means on the system **130**. The system **130** may be configured for

ambidextrous use by allowing a user to rotate, reattach, slide, or move parts of the system **130**. The keys **150** may be configured to inhibit unintentional engagement.

The system **130** may be configured as a cellular phone, a personal digital assistant, a global positioning receiving device, a remote control, computer mouse, a pager, a walkie-talkie, a scanner, a multi-meter, etc. Some or all of components of the system **130** may be configured as a sleeve to operatively attach to and be used in combination with a handheld electronic device, such as a cell phone, a PDA, a GPS receiving device, a remote control, a computer mouse, a pager, a walkie-talkie, a scanner, a multi-meter, etc. The system **130** may be configured to effect browsing on the Internet, or to work with applications with a single selector and/or with two selectors.

The active keyboard system software includes presentation code and filter code. The presentation code includes step or scroll resolution code to enable scrolling, and grid presentation code to organize available choices on a visual grid **142** and provide the visual grid **142** to the display **140**. The presentation code displays a selection pointer controlled by one of the selectors **146** or **148** at a time. The grid presentation code configures the visual grid **142** with one or more panes each configured as a matrix with a plurality of columns and plurality of rows. The pane(s) may be configured as a matrix with three columns and four rows, a matrix with one column and a plurality of rows, etc. The pane(s) may be clear, transparent, translucent, and/or opaque.

The visual grid **142** includes a plurality of cells and the grid presentation code may have grid population code to populate each of the cells with an alphanumeric character, a symbol, a music note, an icon, text, an ideogram, a logogram, etc. The presentation code may have application adapter code to translate transactions between application and presentation code, sound code to provide an audio announcement for a selected choice, an audio confirmation for completion of an action or an alarm for failure to complete an action, and feedback code to enhance user interaction with the system **130**.

The filter code is configured to separate an intentional user motion input from accidental motion. Filter code may have external forces filter code to separate user input from undesired effects of external forces, step motion code to translate user intentions into precise movement of a pointer over the grid, and to allow readjustment of the system between steps, sliding zero code to allow the user to change his/her position while operating the device, adaptive threshold code to optimize operator interaction with the system via feedback, and/or calibration code to effect user and application preferences.

Active keyboard system software is illustrated in **Fig. 3** as **160** and reflects user input **162**, the filter **164**, the presentation **166**, and the active application **168**. User input **162**

represents hardware status of the selectors(s) and keys, and may be initially processed by an optional microcontroller. The user input 162 then passes through a motion filter, buffers and timers, and is then evaluated using the adaptive threshold code, the sliding zero code, and the step motion code in the filter 164. Calibration code may be utilized to control the buffers, 5 timers, and/or adaptive thresholds. Images on the presentation 166 are determined by an active application. The user input results in movement of the selection pointer over the grid, a change in the grid outline, and/or selection of one of the presented choices. The software can produce sound announcement for an available selection, a confirmation for a completed action, or an alert for a failed one. The software is capable to provide a feedback to the filter 164 for 10 threshold adaptation to improve useability. The application state and user input is continuously reported between the presentation 166 and the active application 168.

Effects of movement are shown in the flow charts 170 and 190 shown in Figs. 4A and 4B. Fig. 4A shows how movement of the device 172 may be interpreted and/or processed as user input 176 after determining and/or ignoring external forces 174 and/or accidental movement 15 178, thereby separating intentional user input based on the analysis of the forces applied to the device. The flow chart 190 of Fig. 4B shows how after a reference zero is established 192, a determination is made as to whether the device has been moved 194. If the determination is negative, no further activity occurs. If the determination is positive, a determination is made whether the movement was made by the user 196. If the determination is negative, no further 20 activity occurs. If the determination is positive, a determination is made whether the movement is intentional 198. No further activity occurs if the determination is negative. Further processing occurs if the determination is positive.

The selector 36 of Fig. 1 may be configured in a variety of ways, some of which are shown in Figs. 5A-5E. A four triangular button configuration of the selector 36 is shown in Fig. 25 5A. Each triangular button has two legs 50 and a hypotenuse 52. The buttons are positioned so that one leg 50 from each triangular button is positioned next to a leg 50 of one other triangular button. In this way the hypotenuses 52 of the four triangular buttons form a rectangle. Each triangular button is also sloped, as shown in Fig. 5B, so that the thickness of each button is greatest along its hypotenuse 52 and least where the two legs 50 intersect.

30 A track ball configuration of the selector 36 is shown in Fig. 5C. Track balls are well known in the art and include a spherical ball 54 which is rotatably secured inside the housing 30. The spherical ball is in contact with two rotational sensors 56 and 58 and a push down contact 60. When in use, a user moves the portion of the spherical ball 62 that extends outside of the housing and the rotations are detected by the rotational sensors 56 and 58. The user can also

press the spherical ball **62** toward the push down contact **60**. Once the spherical ball **62** touches the push down contact **60** the motion of the ball **62** is detected.

A rocker pad configuration of the selector **36** with multiple contacts is shown in **Fig. 5D**. The rocker pad has a panel **69** connected to five push down contacts **66** (three shown in **Fig. 5D**). The contacts are positioned one at each corner of the panel **69** and one in the center of the panel **69**. When a user presses near a corner of the pad or in the middle of the pad the pressure is detected by one of the contacts **66**.

A joystick configuration of the selector **36** is shown in **Fig. 5E**. Joysticks are well known in the art and have an elongated stick member **68** which has a bottom and top portion. The bottom portion is moveably connected to a push down contact **70**. When the joystick is operated the user places one of his/her digits on top of the stick member and tips the stick forward, back, left, or right. These motions are detected by contacts **72** arranged in front, behind, and to the left and right of the stick member, respectively. The user may also press the top of the stick member **68** toward the push down contact **70**. This motion is detected by the push down contact **70**.

Figs. 6A-6D illustrate lateral directional movements that may be made with the selector configurations shown in **Figs. 5A-5E**. The operation of each configuration differs slightly, but the intended direction of operation is the same with each selector. For example, pushing the joystick **68** in the direction of arrow **98** in **Fig. 6D** is analogous to pushing down button **50c** on the button assembly of **Fig. 6A**, rolling the roller **54** of the roller ball **Fig. 6B** towards the direction of arrow **98**, or pushing down the corner of the direction pad **Fig. 6C** closest to the direction of arrow **98**. The selectors are each oriented with arrow **104** always pointing towards the top portion of the handheld device's housing **30**. Similarly, directional arrows **102** and **100** point toward the left and bottom sides of the housing **30**. As used herein, the verbs push or press, and derivations thereof, encompass any analogous motion of all selector configurations.

All functions of the active keyboard system software (to be discussed infra) can be controlled through the combined use of both the keys **32a-32d** and the selector **36** shown in **Fig. 1**. As described above, the active keyboard system may also, however, incorporate one or more movement sensors to perform many of the functions performed by the selector **36** through physical movements of the handheld device.

When equipped with one or more movement sensors, the active keyboard system can be configured to sense one or more substantially orthogonal component(s) of movement (e.g., pitch, roll, and/or yaw of the system) by having the sensor(s) periodically sample the movement component(s) of the system, as shown in **Fig. 7**. Directions **80** and/or **81** represent pitch (clockwise or counterclockwise about a horizontal axis through the device), directions **82** and/or

83 represent roll (clockwise and counterclockwise about a vertical axis through the device), and directions 84 and 85 represent yaw (clockwise and counterclockwise about an orthogonal axis through the device). These types of movements are consistent with the type of movement a handheld device would undergo if the holder of the device flexed, extended, and/or rotated his/her wrist.

There are several different types of movement sensors that can be incorporated into the active keyboard system to sense the movement of the active keyboard system, all of which are well known in the art and will only be discussed briefly here as they relate to the functional aspects of the active keyboard system. Movement sensors may be configured to sense a change in one, two, or three substantially orthogonal components of an acceleration, velocity, displacement, and/or electromagnetic field of a moving object to which the sensor(s) are attached (e.g., the pitch, roll, and/or yaw of the active system keyboard system) and cause the processor to calculate the movement of the system as a sequence of location changes. Such movement sensors may use gravity, inertia, oscillation, magnetic fields, acoustics, optics, gyroscopics, or other physical effects and principles.

In addition, such movement sensors may be configured in the form of "sets" of one or more one dimensional, two dimensional, or three dimensional sensors for detecting multidimensional movement. For example, acceleration sensors may be configured as one dimensional sensors. As such, a "set" of three separate one dimensional acceleration sensors can be attached to an object and used to sense movement of the object in each orthogonal direction.

Two or more sets of movement sensors, for example, acceleration sensors, gravitational field sensors, gyroscopic sensors, etc. (e.g., inertial type sensors that track object movement independently from the location of the object), may be incorporated into the housing of the active keyboard system to filter out effects of external forces applied to the system. Placement of the movement sensors is not critical as long as the sensors are capable of detecting their assigned range of movements. It would be beneficial to keep sensors of both sets closely aligned over their sensitivity axis. A second set of sensors may also be external to the active keyboard system.

The active keyboard system software includes a plurality of computer instructions and may be carried on any type of computer useable medium, such as electronic memory, optical memory, magnetic media memory, or the like. The active keyboard system software works with the processor to output information to the display and interpret commands and data entered by the user. When power is applied to the active keyboard system the user has the option to select one of several modes of operation. The modes of operation vary depending on the capability of the active keyboard system. The active keyboard system software has two selection techniques,

row selection and column selection. The column selection, made by a selector, selects one of the three vertical columns **90**, **92**, and **94** by selection pointer **96** effecting unambiguous input from finger keys of any of the four boxes **31a**, **31b**, **31c**, **31d**, located at a crossing between a selected column and row, as shown in **Fig. 8**. The selected boxes **31a**, **31b**, **31c**, **31d**, initiate different possible modes of operation startup, but the same selection techniques may be used to input a variety of values into the active keyboard system.

The active keyboard system can operate in an Internet navigation mode, or can work with applications, such as Windows based applications or the like, with a single selector or two selectors. With a single selector, as shown in **Fig. 9**, when the active keyboard system is in the Internet navigation mode the display shows a portion of a particular web page. The user can move the displayed view **120** of the page by using a selector or through the use of the movement sensors. In the Internet mode a cursor **122** appears in the middle of the displayed web page image. As the user navigates through a web page the cursor **122** stays centered in the display until the image reaches the edge of the web page. At that point the motion of the image stops and the cursor continues **124** toward the edge of the screen. This allows the user to "click" on portions of the web page that are close to the edge of the page. With two selectors, one of the selectors can control the motion of the displayed window over the web page and the second selector can control the pointer.

A grid **200** with three translucent panes **210** for typing, dialing, and icon selection of an active keyboard system is shown in **Fig. 10**. More than three panes **210** can be used, but only three panes **210** are visible at a time, the selected pane, the pane behind the selected pane, and the pane on top of the selected pane.

While each pane **210** of the grid **200** includes a three column by four row matrix of cells **202**, the grid panes **210** may be configured with a matrix having any number of rows and columns of cells **202**. Usually, only three columns are visible, the selected column, the column to the left of the selected column, and the column to the right of the selected column. And, in most applications, the number of keys of a particularly configured active keyboard system equals the number of rows in the grid pane of the particular active keyboard system. The keys may be configured to be protected from unintentional engagement (e.g., by the palm of a hand) by being positioned in a groove, by being separated by bars, by being positioned in a pit, etc. The panes **210** of the grid **200** are selected through the use of up and down commands, and a desired column is selected by moving the selection pointer **204** to the associated column through the use of left and right commands. Each cell **202** can contain a variety of items, such as an alphanumeric character, a symbol, a music note, an icon, an ideogram, a logogram, etc.

The active keyboard system software effects step motion movement of the viewed area and selection pointer which is functionally illustrated as **300** in **Fig. 11**. When the viewed area begins at a particular position and the user tilts the system left, the selection pointer moves left, when the device is returned to the middle, the visible grid subsequently moves left. When the user again tilts the system left, the selection pointer moves left. The active keyboard system software effects circular motion movement of the viewed area and selection pointer which is functionally illustrated as **310** in **Fig. 12**. When the viewed area begins at a particular position, the selection pointer is on column B and the user tilts the system left, the selection pointer moves left to column A and when the device is returned to the middle, the visible grid subsequently moves left and the selected column A is centered. When the user again tilts the system left, the selection pointer moves left to column D. If column D is the farthest left column the selection pointer remains on column D and the viewed area centers on column D by moving columns B and C to the left of column D.

Step motion movement may be used to move the selection pointer over any image, such as a map image as illustrated as **320** in **Figs. 13** and **14**. In this example, the viewed image is divided into a number of squares according to the desired zoom level of the map image (e.g., 1:1 → 3X4; 1:2 → 6X8; 1:10 → 30X40, etc.). The desired viewed area is selected through the use of up and down commands, and left and right commands. Step motion movement may be used with a calendar as illustrated as **330** in **Fig. 15**. For example, the calendar configuration is done for the active keyboard system in landscape mode. By tilting the active keyboard system to the left, the selection pointer moves one column to the left and a shadow remains. The shadow subsequently catches up to the selection pointer when the device is tilted back, and the process can be repeated.

As described above, the active keyboard system software includes step motion code, sliding zero code, adaptive threshold code, and step or scroll resolution code. The step motion code is functionally illustrated with images **340** shown in **Fig. 16** and with the flow diagram **342** shown in **Fig. 17**. A reference zero is established when the system is powered on or awakened. During use, when the actual tilt (acceleration) of the active keyboard system has a value that is greater than reference zero and lower than a predetermined first threshold, no decision is made regarding movement of the selection pointer and the selection pointer remains in position.

A tilt is determined based on periodic movement sensor input over predetermined time intervals (e.g., fractions of a second). When the tilt value exceeds the first threshold tilt value and the average of the next 'n' tilt values is over the second threshold tilt value, the step motion code causes the selection pointer to move over the viewed image in the direction corresponding to the direction of the tilt. As long as the tilt angle remains over the first threshold tilt value, no

further movement of the selection pointer is allowed. The user has to return the device into a position with a tilt value below the first threshold in order to be allowed to do the next "step".

The step motion code may also be configured to effect a scroll or continuous motion of the selection pointer, and will be referred to herein as 'rock-n-scroll' motion. The rock-n-scroll motion operates when a special key or timer is activated, and/or an application specific step or scroll flag is set, and causes continuous motion or multiple steps to occur per recognized tilt.

The sliding zero code is functionally illustrated in **Fig. 18**. When tilt angle value averages of a predetermined number of moves 'm' are consistently skewed as shown by left and right tilt averages, a new reference zero is updated to correspond to the middle tilt value between the left and right tilt value averages. The reference zero may be automatically reset after a period of inactivity, an enforced reset may be effected by depressing a button. A sound confirmation may be emitted for each move and may be different for left/right moves, up/down moves, and from a side key. In some cases selections may be preempted by a sound announcement. The reference zero may also be adjusted based on the position of an optional 'bubble' (see 392 in **Fig. 20**).

The adaptive threshold code is functionally illustrated in **Fig. 19**. The adaptive threshold code may be effected when the user is using the backspace too often, is making too many jumps to get from one grid cell to another, etc. When such activity occurs the first and second thresholds may be lowered or increased, and different thresholds may be effected to move back and forth.

The active keyboard system **370** shown in **Fig. 20** includes a display **380** with a grid **382**, a processor and memory **384**, a first selector **386**, a second selector **388**, keys **390**, and illustrates the use of an optional virtual bubble **392**. The display **380** can be external (e.g. in remote controls). The bubble **392** shows the position of a pointer image and is a part of an application programming interface (API) for other applications.

The active keyboard system **400** shown in **Fig. 21** includes a display **410** with a grid **412**, a processor and memory **414**, a first selector **416**, a second selector (one or more movement sensors) **418**, keys **420**, and illustrates the use of an optional additional sensors **422**. The display **410** can be external (e.g. in remote controls). The additional external sensors **422** can be utilized to determine the true user input as a differential signal between internal and external sensors. For example, the external sensors **422** may be located in a vehicle carrying the user and the active keyboard system **400**. **Fig. 22** illustrates a handheld active keyboard system **430** configured for use with external sensor(s) **440** over a wireless communication link. The system **430** includes an ergonomic housing **432**, keys **434**, a selector **436**, and an internal sensor(s) **438**.

Fig. 23 illustrates an active keyboard system **450** being carried by a user in a vehicle. The system **450** has two sets of sensors that may be both internal to the system **450** or one internal and one external to the system **450**. External sensors may be communicatively interconnected wirelessly and/or non-wirelessly with the system **450**. The image **460** illustrates how movement of the system **450** is determined. For example, when the user's hand rotates the system **450** about an axis a differential signal indicating the true tilt value of the system **450** is determined based on the difference between the forces applied by the user and the forces applied to the system **450** by the vehicle. Referring to the image **462** in **Fig. 24**, the differential signal between the two sets of sensors, A minus B, can double the user input and cancel the vehicle force component.

As illustrated in **Fig. 25**, external motion filtering can be effected when an active keyboard system **470** is equipped with two sets of sensors. User input may be rotational movement over the pitch, roll, and/or yaw axes, and signals received by two sets of identical sensors, properly aligned and separated by space in all three dimensions may be processed by motion filter software. The vehicle movement results in a sliding motion and can be easily filtered out. The system **470** may have an optional signal equalizer(s) to adjust for the normal dispersion of the movement sensor(s) parameters.

Handheld active keyboard systems may be configured for ambidexterity. A handheld active keyboard system **480** is shown in **Fig. 26A** and is configured as a PDA with keys or buttons on the left side of the PDA **480** and there are two rocker pad or joystick selectors on the top and bottom of the PDA **480** that enables ambidextrous use by right and left handed individuals by inverting the PDA **480** so the keys or buttons are on one side or the other. The PDA **482** shown in **Fig. 26B** includes a single rocker pad or joystick selector on the top of the PDA **482** and two sets of keys or buttons on the right or left sides of the PDA **482** that enables ambidextrous use of the PDA **482**. The larger PDA **484** shown in **Fig. 26C** is configured for ambidextrous use by including sets of keys or buttons on the left and right sides of the PDA **484**, as well as two joystick selectors on the upper left and upper right of the PDA **484**.

A small active keyboard system where some or all components of the system are configured as a sleeve **490** to operatively attach to and be used in combination with a handheld device in the form of a PDA is shown in **Fig. 27A**. The sleeve **490** is configured for ambidextrous use by including keys or buttons on the left side of the sleeve **490** and a rocker pad or joystick selector on the top and bottom of the sleeve **490** that enables ambidextrous use of the PDA by right and left handed individuals by inverting the sleeve **490** so the keys or buttons are on one side or the other. The sleeve **490** is a device in which a regular PDA can be placed, and

includes some or all components of an active keyboard system according to the invention, such as selectors, keys, a microcontroller, etc.

5 A sleeve **492** with some or all components of an active keyboard system according to the invention, and configured to operatively attach to and be used in combination with a handheld device in the form of a larger PDA is shown in **Fig. 27B**, and is configured for ambidextrous use by including sets of keys or buttons on the left and right sides of the sleeve **492**, as well as two joystick selectors on the upper left and upper right of the sleeve **490**.

10 A handheld active keyboard system **500** configured as a cell phone is shown in **Fig. 28**. The cell phone **500** includes an ergonomic housing with a display and a visual grid image showing multiple cells **502** and a selection pointer **504** surrounding one column of the grid image. The cell phone **500** also includes a selector **506**, side buttons or keys **508**, a microphone **510**, and a speaker **512**. The visual grid image shown in **Fig. 28** represents a power-on screen that may be shown when the cell phone **500** is turned on or is activated. The power-on screen provides the ability of the user to have instant access to major functional modes including typing
15 a memo, obtaining voice mail, using a calculator, reviewing/editing a schedule, dialing a number, using a phone book, sending/receiving e-mail, using caller ID, using the Internet, guarding use of the cell phone **500**, etc. The selection pointer **504** is controlled by movement sensor(s).

20 **Fig. 29** illustrates the cell phone **500** in text mode. The display is split to show the typed text and a key assignment grid. Only one hand is needed to type and the typing speed is much faster than multi-tapping. **Fig. 30** illustrates how the left/right sensor moves the selection pointer **504** left and right, and how the up/down sensor switches between the panes in the image **530**. Typing without the movement sensor(s) may also be effected using the side buttons **508** and/or a selector.

25 As illustrated in **Fig. 31**, an active keyboard system **540** configured as a cell phone for left hand use may be configured for ambidextrous use by equipping the cell phone **540** with a duplicate selector so the cell phone **540** can be turned over for right hand use. The cell phone active keyboard system **550** in **Fig. 32** has built in movement sensor(s) and can detect natural swinging and/or lateral/vertical hand moves. The sensors provided on the cell phone **550** may
30 be configured to have one, two, or three orthogonal axes to allow detecting motion in all three dimensions.

User interactions with a cell phone are generally involved in managing existing data and phone applications, such as a phone book, call history, phone features, a calendar/schedule, a pocket office, etc. The functional use of a handheld active keyboard system configured as a cell
35 phone using a phone/address book is illustrated in **Figs. 33** and **34** via **560** and **570**. As

illustrated the phone/address book is selected from the power-on screen and a particular name can be found by scrolling, or may be selected using the text mode. Final name choice is made by a key. The phone number, email, and/or address may be selected in the same manner, as shown via 580 in Fig. 35. The outgoing, incoming, or missed call history may be obtained in the same manner, as shown via 590 in Fig. 36. An existing number in call history may be obtained in the same manner, as shown via 600 in Fig. 37, and a new number in call history may be obtained in the same manner, as shown via 610 in Fig. 38. Calendar features may be obtained in the same manner, as shown via 620 in Fig. 39.

Fig. 40 shows via 630 how selector functions and/or side button functions may be utilized to emulate mouse clicks in a browsing mode of an appropriately configured active keyboard system cell phone. Fig. 41 shows via 640 how the selection pointer of an active keyboard system can be used with navigating maps via tilt controlled movement. Figs. 42 and 43 show via 650 and 660 how a cell phone active keyboard system can be used to navigate maps in the browsing mode.

Fig. 44 shows via 670 how an appropriately configured active keyboard system can be used to browse Internet web pages, where movement sensor(s) can control the motion of the display window over an Internet site, a five position thumb joystick selector can emulate mouse cursor and clicks to select an item on the web page, and the keys can be used to effect type, copy, paste, and more functions, and how the side bars can be controlled by movement sensor(s).

Fig. 45 shows via 680 how an appropriately configured active keyboard system can be used to effect a pocket office and control the cursor by the thumb joystick selector, and control type, copy, paste, and more functions by the keys, and how the side bars can be controlled by movement sensor(s). Fig. 46 shows via 690 how an appropriately configured active keyboard system can be used to play a game by using the thumb joystick to effect aiming and firing, and how the position of the site can be moved by tilting the system to move left, right, forward, back, and zoom in/out.

An active keyboard system according to the invention provides a grid with three dimensional presentation of the alphabet, rock-n-scroll up, down, left, and right movement, dual pointing devices for web access, message viewing, and gaming. A sleeve with active keyboard system input means and an optional microcontroller may be used as a plug-in for a traditional handheld device to configure it with active keyboard system functionality. The active keyboard system can provide ambidexterity, external movement compensation (e.g., by a bracelet, a holster, internal dual sensors, etc.), and active keyboard software options including adaptive

threshold code, sliding zero code, step motion code, calibration code, step or scroll resolution code, grid presentation code, grid population code, application adapter code, and/or sound code.

5 An active keyboard system according to the invention provides simple and intuitive controls in the form of a selector, such as a 5-way joystick selector, a movement sensor configured to sense three substantially orthogonal components of movement, and four keys. One hundred and twenty combinations can be effected with one hand without shifting a finger (e.g., the same as a full size QWERTY keyboard only you don't need two hands and a desk and a chair). Unmatched capabilities of two pointing devices independently controlled by thumb and wrist for gaming and screen browsing. Controls are consistent among all applications.

10 The advantages of the inventive active keyboard system include holding and operating the system with one hand, a comfortable non-obstructive grip, provision of natural wrist/thumb/finger moves, intuitive and consistent controls, and fast access to features and data. The screen of the active keyboard system uses the entire front surface, the keypad is reduced to four buttons located on the side, fingers do not shift, and are always on the keys, and the thumb joystick and movement sensor(s) are controlled by the wrist.

15 The inventive active keyboard system dynamically presents available choices on a display grouped to effect unambiguous selection of the available choices through use of input means, thereby providing users of the active keyboard system with a consistent set of techniques to perform all commonly used functions including entering alphanumeric text and data into the device using only one hand.

20 While the invention has been described with references to its preferred embodiments, it will be understood by those skilled in the art that various changes may be made and equivalents may be substituted for elements thereof without departing from the true spirit and scope of the invention.

25

CLAIMS

I claim:

1. An active keyboard system comprising:

5

a processor;

a memory communicatively connected to the processor;

a display communicatively connected to the processor;

input means for inputting data into said system, said input means including at least one selector, and a plurality of keys; and

10

active keyboard system software stored on the memory, said active keyboard system software being configured to dynamically present available choices on the display grouped to effect unambiguous selection of the available choices through use of said input means.

2. The active keyboard system according to claim 1, wherein said active keyboard

15

system software comprises presentation code and filter code.

3. The active keyboard system according to claim 2, wherein said presentation code comprises grid presentation code to organize available choices on a visual grid and provide the visual grid to the display.

20

4. The active keyboard system according to claim 2, wherein said presentation code displays a selection pointer controlled by one of said at least one selector.

5. The active keyboard system according to claim 2, wherein said presentation code comprises step or scroll resolution code to enable scrolling.

25

6. The active keyboard system according to claim 3, wherein said grid presentation code configures the visual grid with at least one pane as a matrix with a plurality of columns and plurality of rows.

30

7. The active keyboard system according to claim 6, wherein said grid presentation code configures said at least one pane as a matrix with three columns and four rows.

8. The active keyboard system according to claim 6, wherein said grid presentation code configures said at least one pane as a matrix with one column and a plurality of rows.

5 9. The active keyboard system according to claim 3, wherein said grid presentation code configures the visual grid with plural panes.

10 10. The active keyboard system according to claim 3, wherein said grid presentation code configures the visual grid with three panes.

11. The active keyboard system according to claim 3, wherein said visual grid comprises a plurality of cells and said grid presentation code comprises grid population code to populate each of said plurality of cells with an alphanumeric character, a symbol, a music note, an icon, text, an ideogram, or a logogram.

15 12. The active keyboard system according to claim 2, wherein said presentation code comprises application adapter code to translate transactions between application code and presentation code.

20 13. The active keyboard system according to claim 2, wherein said presentation code comprises sound code to provide an audio announcement for a selected choice, a confirmation for completion of an action, and an alarm for failure to complete an action.

25 14. The active keyboard system according to claim 2, wherein said presentation code comprises feedback code to enhance user interaction with the system.

15. The active keyboard system according to claim 2, wherein said filter code is configured to separate intentional user input from accidental user motion.

30 16. The active keyboard system according to claim 2, wherein said filter code comprises external forces filter code to separate user input from effects of external forces.

35 17. The active keyboard system according to claim 4, wherein said filter code comprises step motion code configured to translate user intentions into precise movement of the selection pointer over a grid, and to allow readjustment of the system between steps.

18. The active keyboard system according to claim 2, wherein said filter code comprises sliding zero code to allow a user to change a position while operating the system.

19. The active keyboard system according to claim 2, wherein said filter code comprises adaptive threshold code to optimize operator interaction with the system via feedback.

20. The active keyboard system according to claim 2, wherein said filter code comprises calibration code to effect user and application preferences.

21. The active keyboard system according to claim 1, wherein said plurality of keys is configured to be operated by fingers without obstructing the display.

22. The active keyboard system according to claim 1, wherein said at least one selector comprises is a single selector.

23. The active keyboard system according to claim 22, wherein said single selector is a wheel, a track ball, a joystick, a rocker pad, a touch pad, a selector switch, a toggle switch, a key button, an N-state button, or an N-state selector.

24. The active keyboard system according to claim 20, wherein said single selector is configured and positioned to be operated by a thumb.

25. The active keyboard system according to claim 1, wherein one of said at least one selector is configured to interpret motion of the system as an input.

26. The active keyboard system according to claim 25, wherein said one of said at least one selector is a set of at least one movement sensor configured to sense motion in different dimensions.

27. The active keyboard system according to claim 25, wherein said one of said at least one selector is at least two sets of movement sensors configured to filter out effects of external forces applied to said system.

28. The active keyboard system according to claim 27, wherein said at least two sets of movement sensors are configured to filter out effects of external forces applied to said system by aligning a sensitivity axis of a second set of movement sensors to a first set of movement sensors.

5

29. The active keyboard system according to claim 2, wherein said at least one selector is at least two selectors.

30. The active keyboard system according to claim 1, wherein said system is configured for ambidextrous use by providing partial or full duplication of said input means on said system.

10

31. The active keyboard system according to claim 1, wherein said system is configured for ambidextrous use by allowing a user to rotate, reattach, slide, or move parts of said system.

15

32. The active keyboard system according to claim 1, wherein said plurality of keys are configured to inhibit unintentional engagement.

33. The active keyboard system according to claim 1, wherein said system is configured as a cellular phone, a personal digital assistant, a global positioning receiving device, a remote control, a computer mouse, a pager, a walkie-talkie, a scanner, or a multi-meter.

20

34. An active keyboard system according to claim 1, wherein some or all components of said system are configured as a sleeve to operatively attach to and be used in combination with a handheld electronic device.

25

35. The active keyboard system according to claim 34, in combination with a handheld electronic device, said device being configured as a cellular phone, a personal digital assistant, a global positioning receiving device, a remote control, a computer mouse, a pager, a walkie-talkie, a scanner, or a multi-meter.

30

36. An active keyboard system according to claim 1, wherein said system is configured to effect browsing on the Internet, or to work with applications with a single selector.

37. An active keyboard system according to claim 1, wherein said system is configured to effect browsing on the Internet, or to work with applications utilizing two selectors.

35

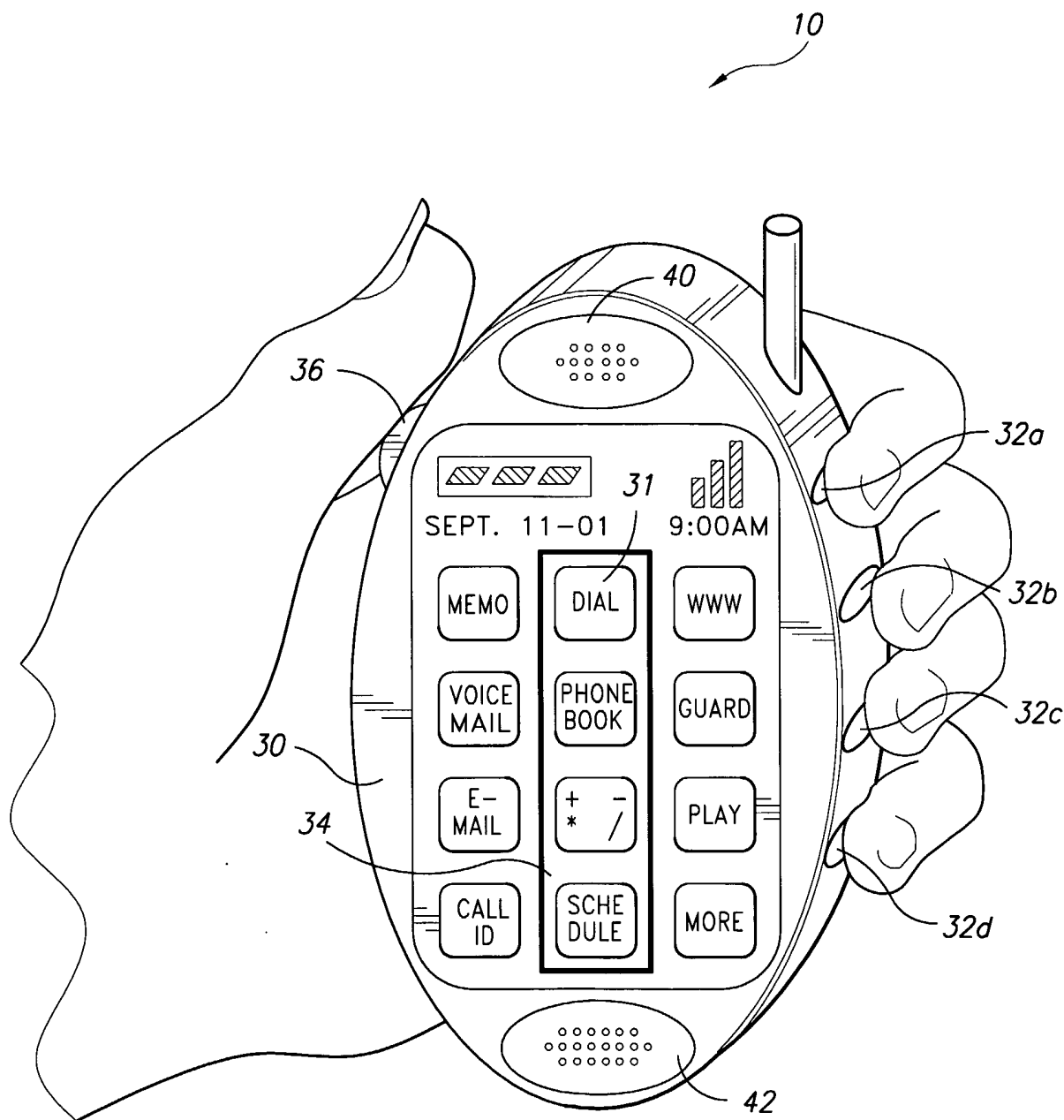


Fig. 1

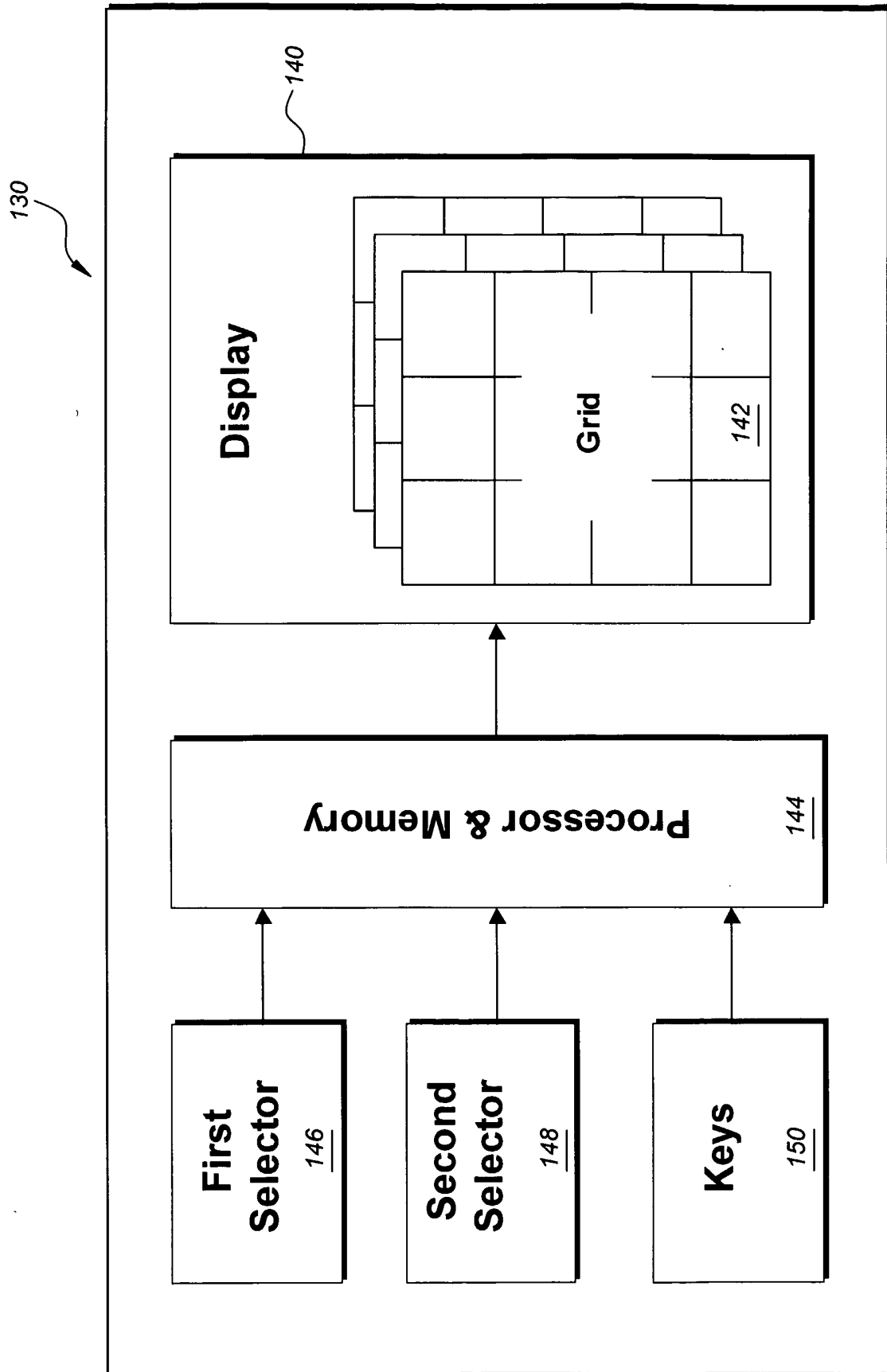


Fig. 2

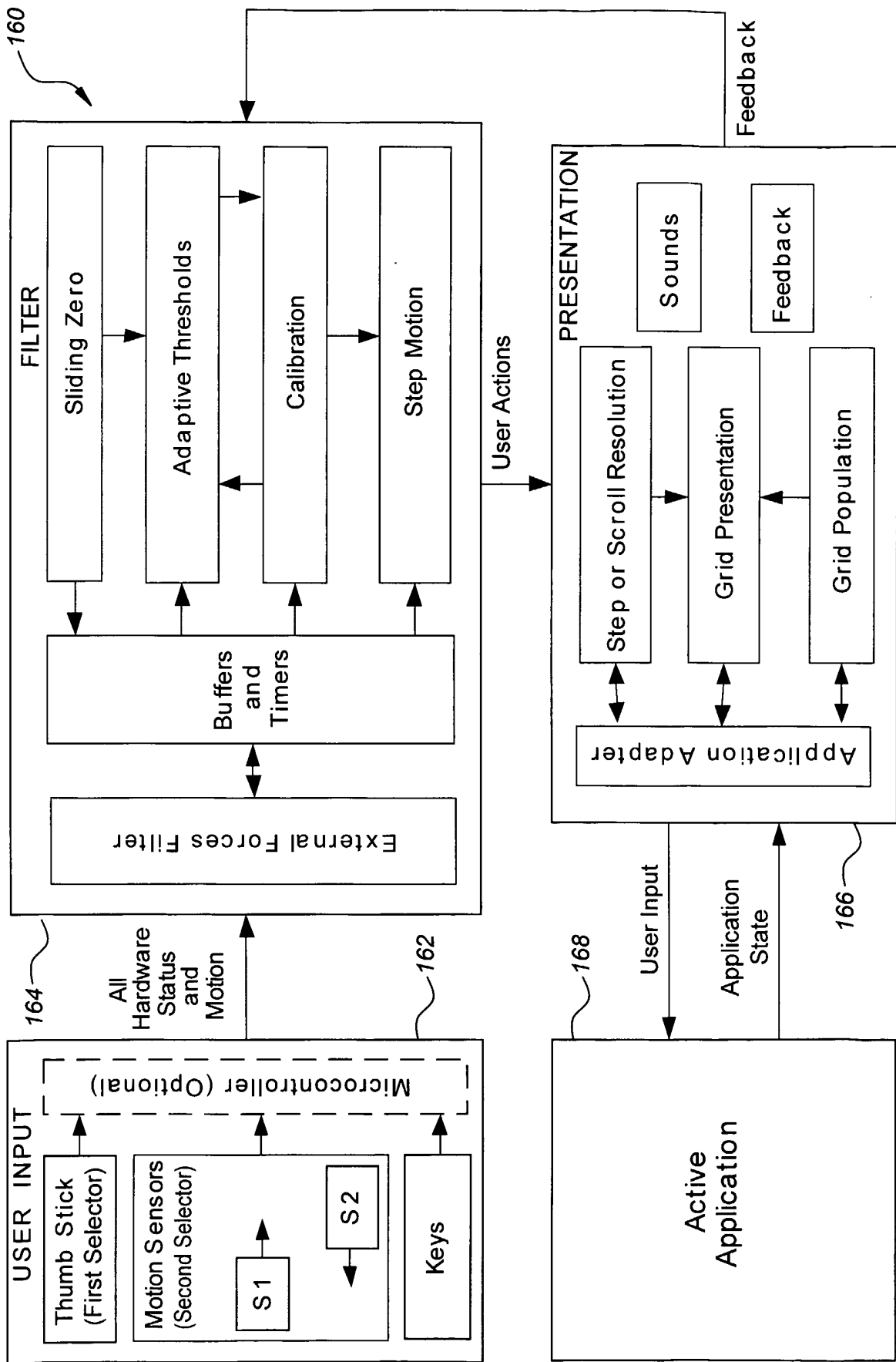


Fig. 3

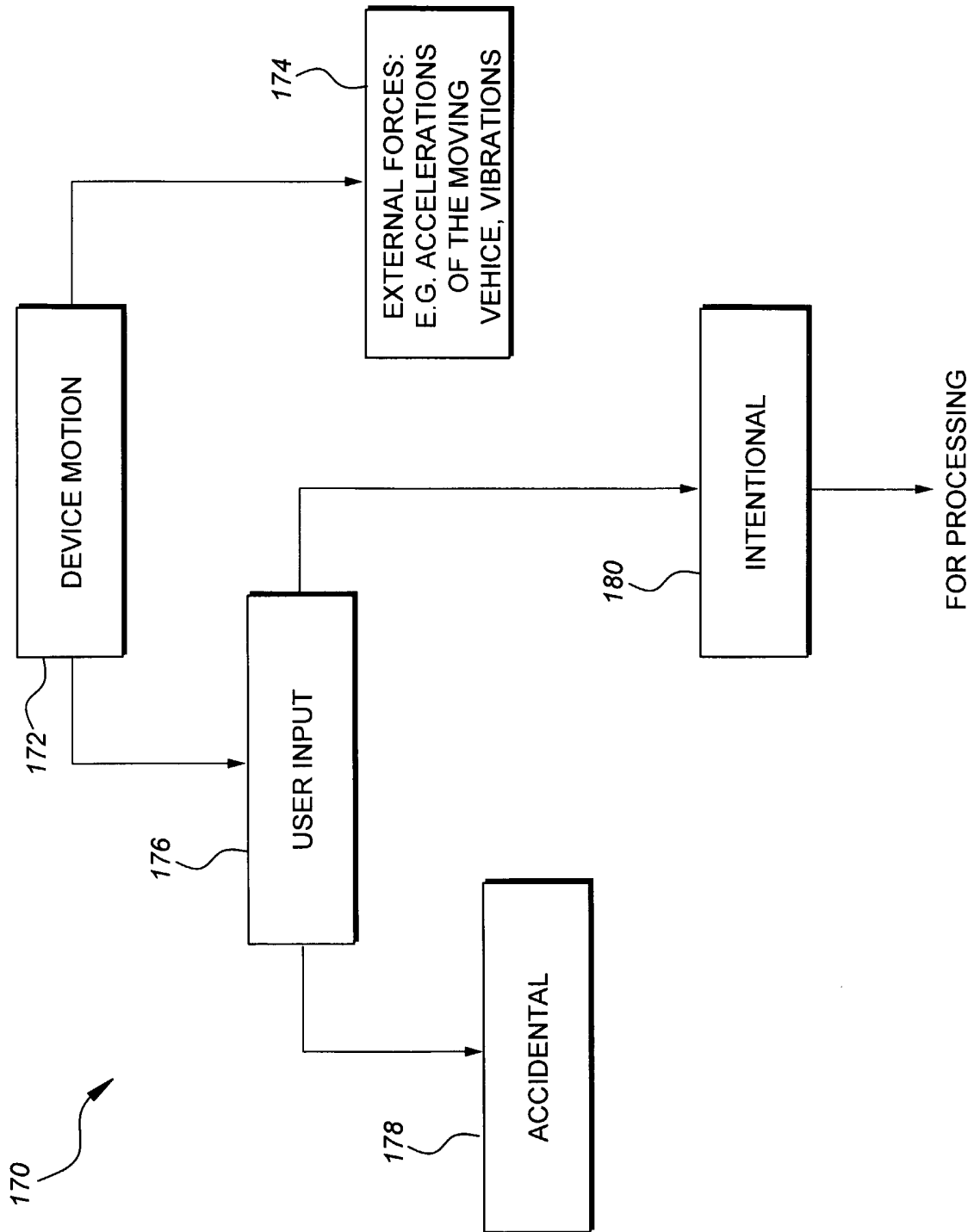


Fig. 4A

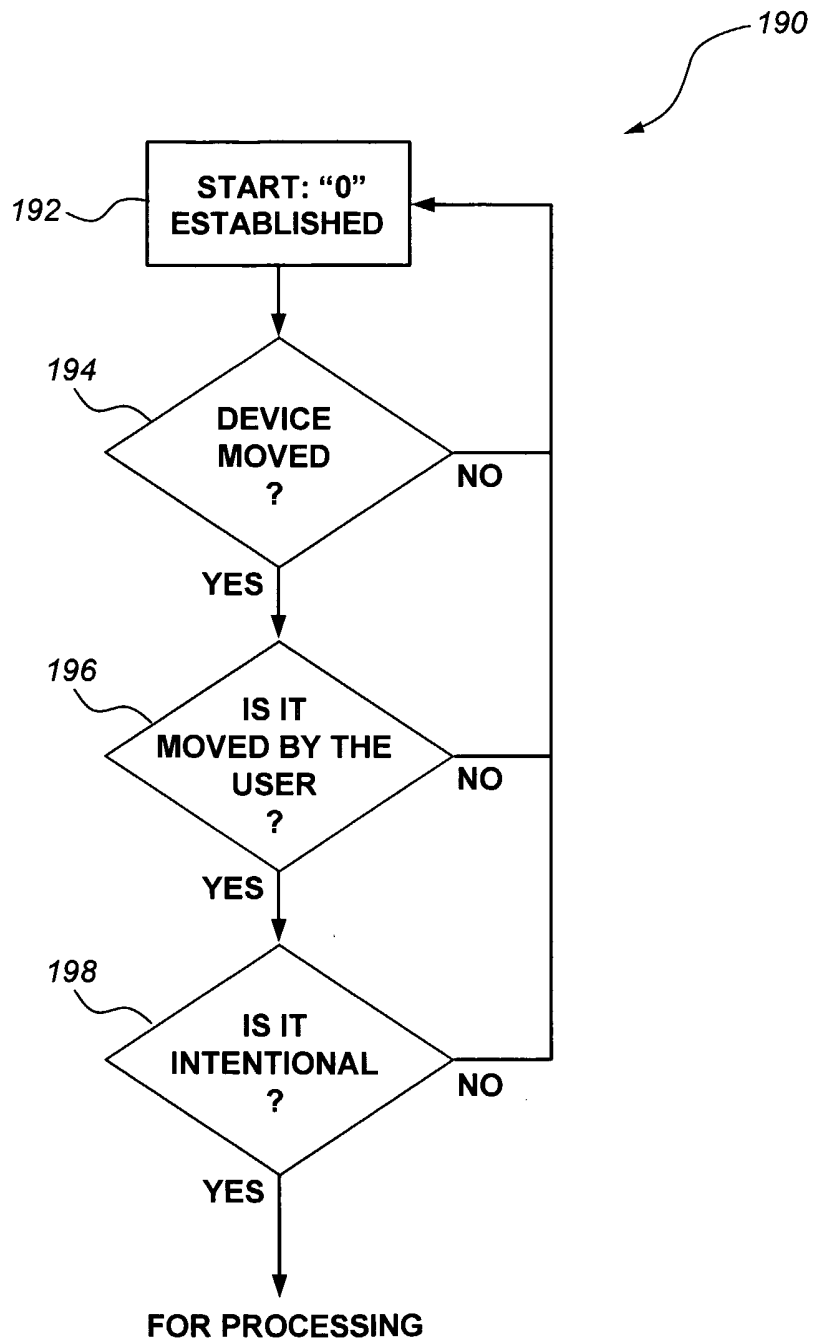


Fig. 4B

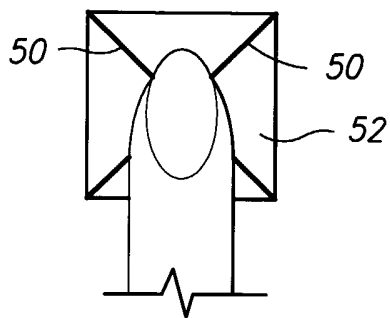


Fig. 5A




Fig. 5B

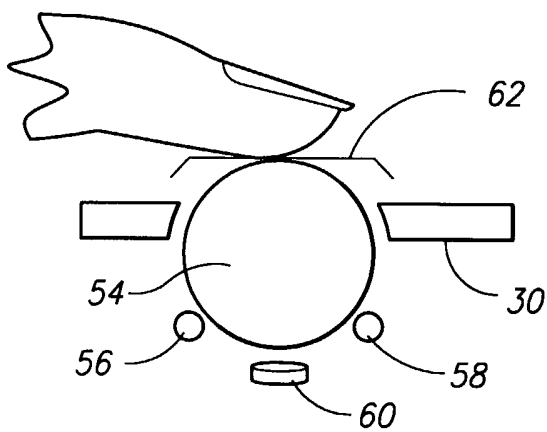


Fig. 5C

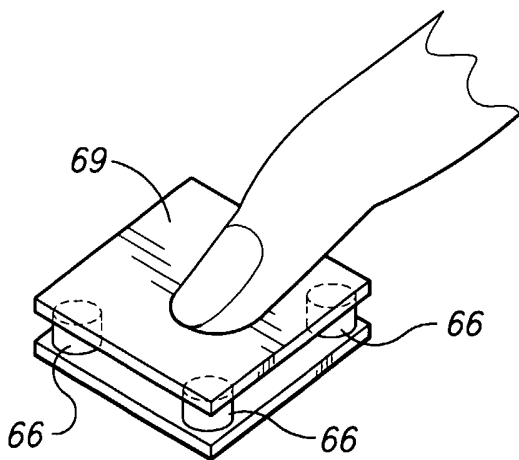


Fig. 5D

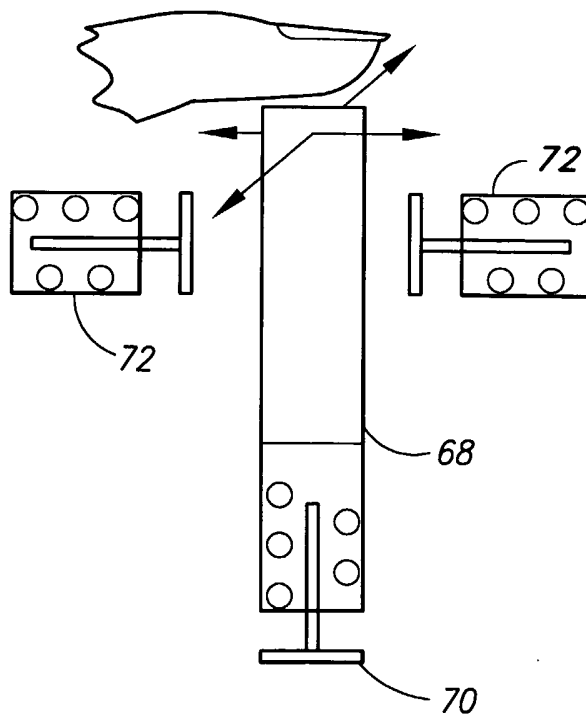


Fig. 5E

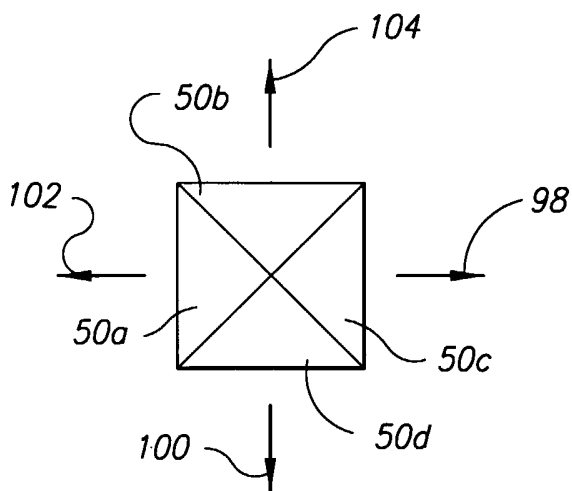


Fig. 6A

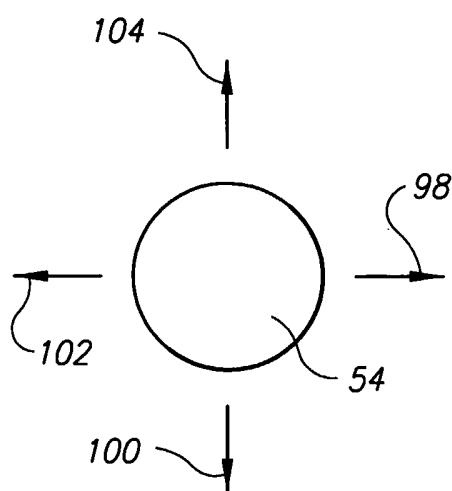


Fig. 6B

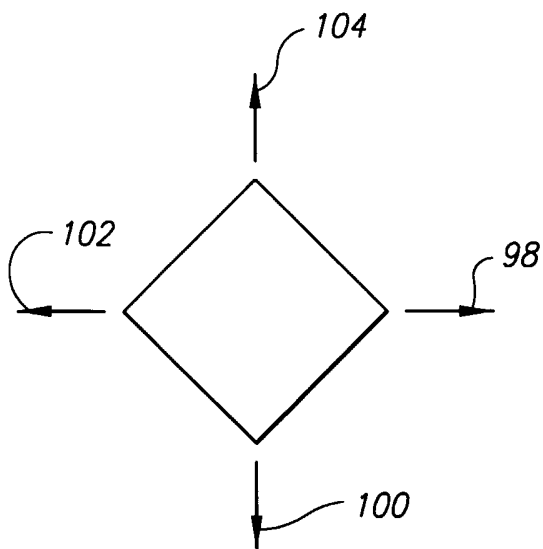


Fig. 6C

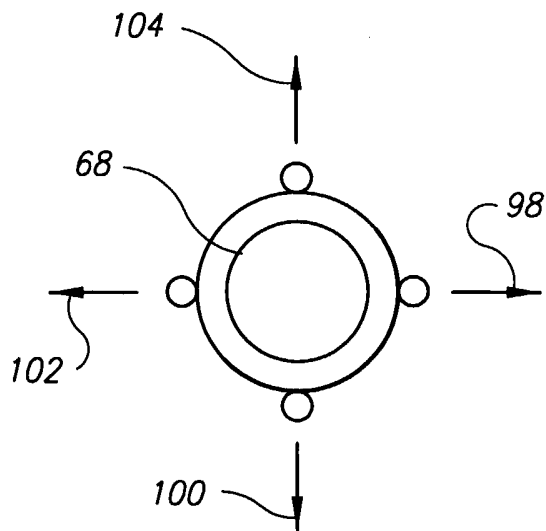


Fig. 6D

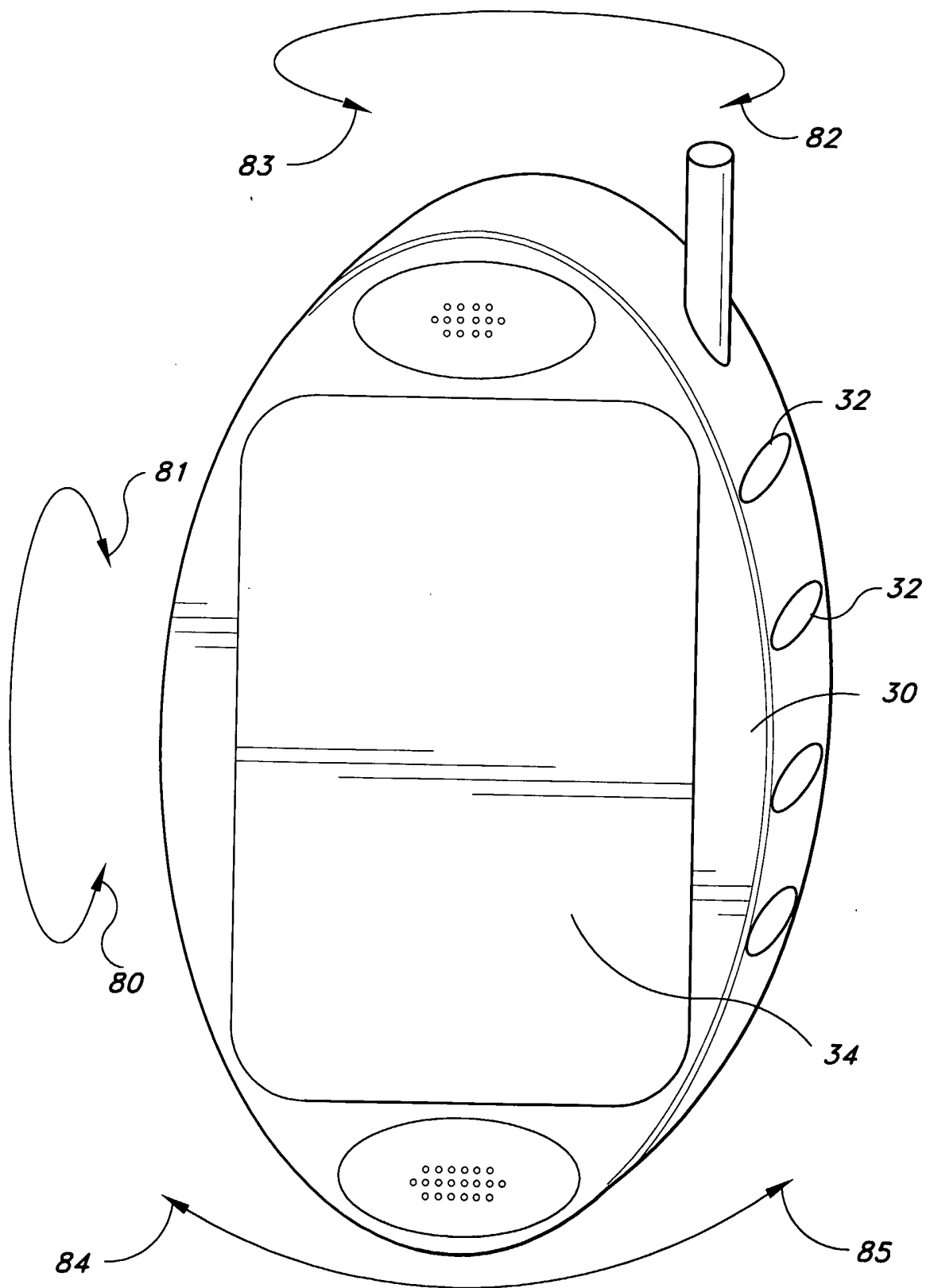


Fig. 7

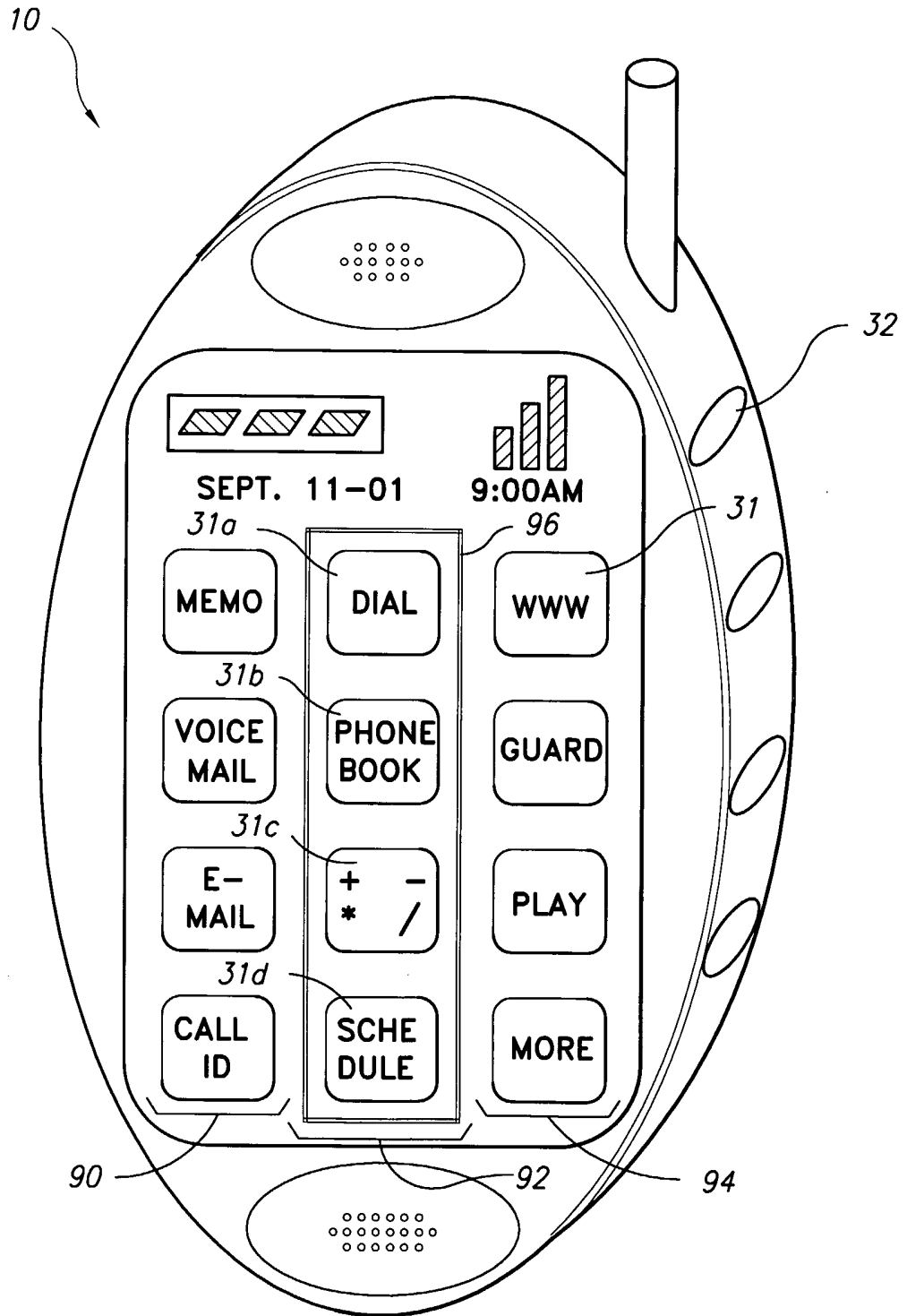


Fig. 8

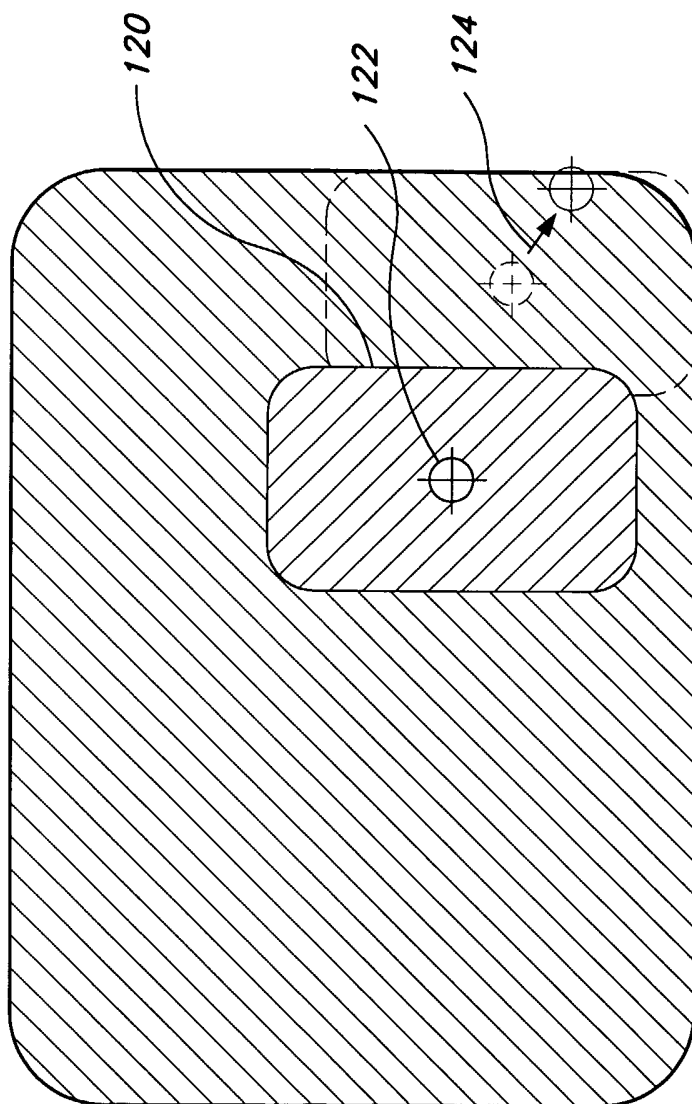


Fig. 9

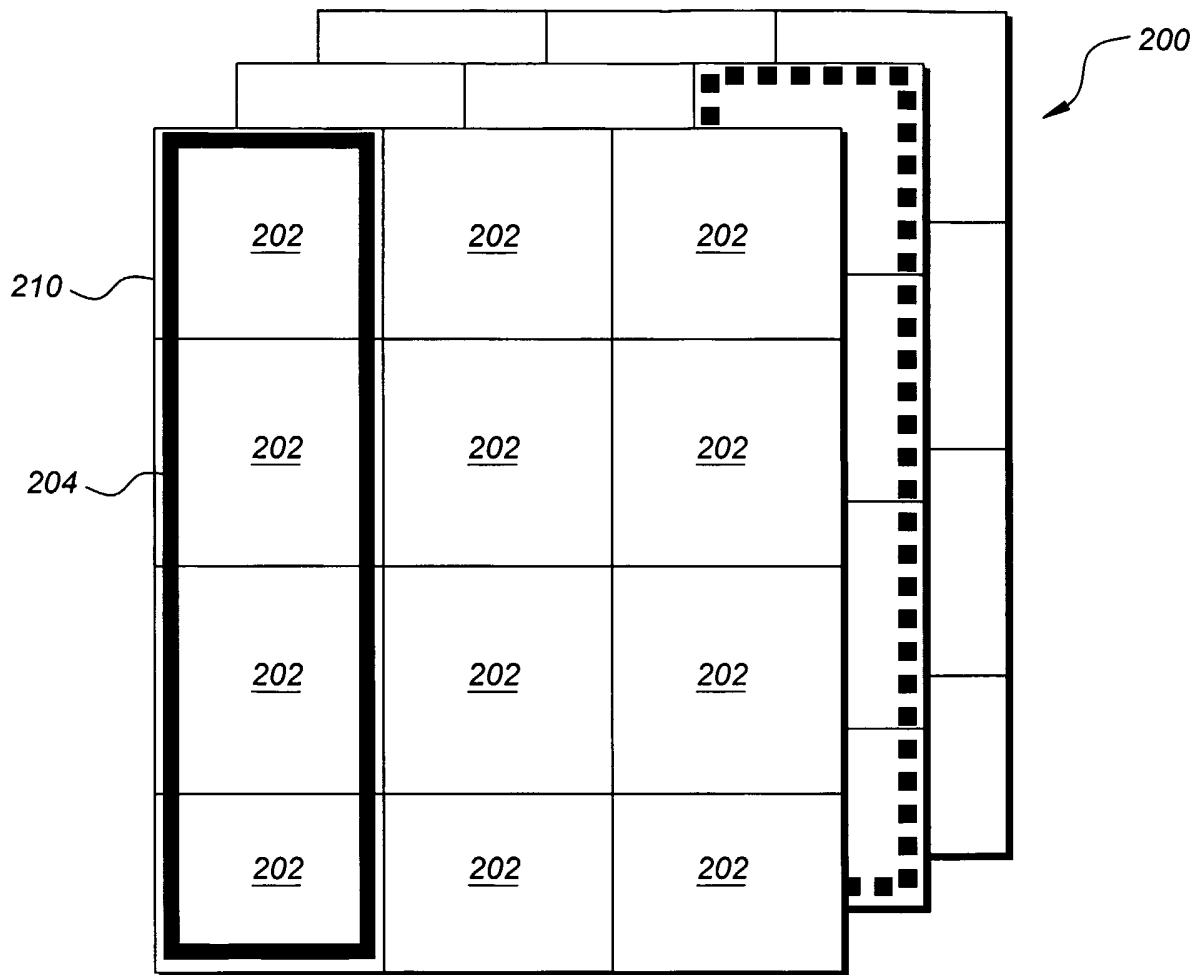


Fig. 10

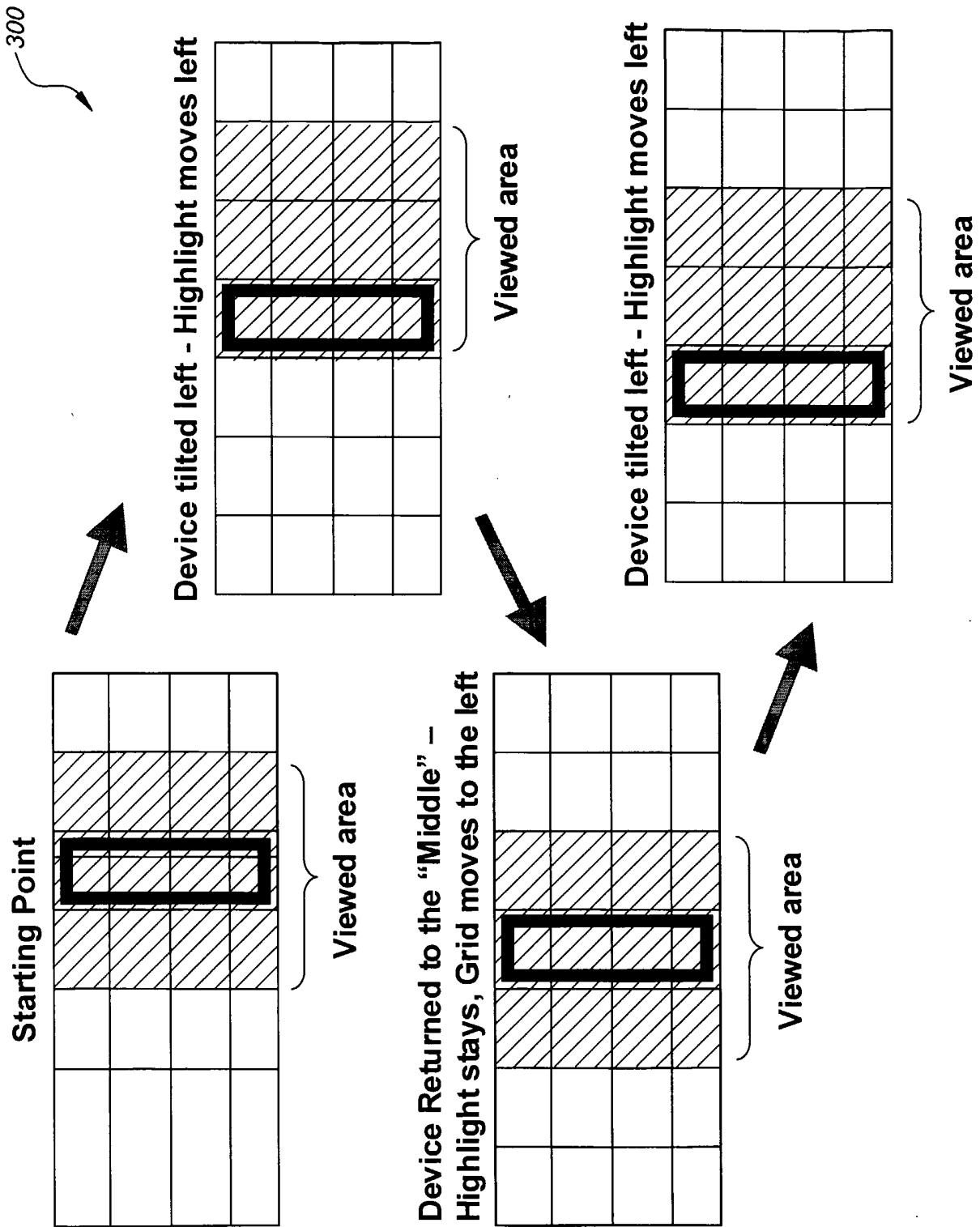


Fig. 11

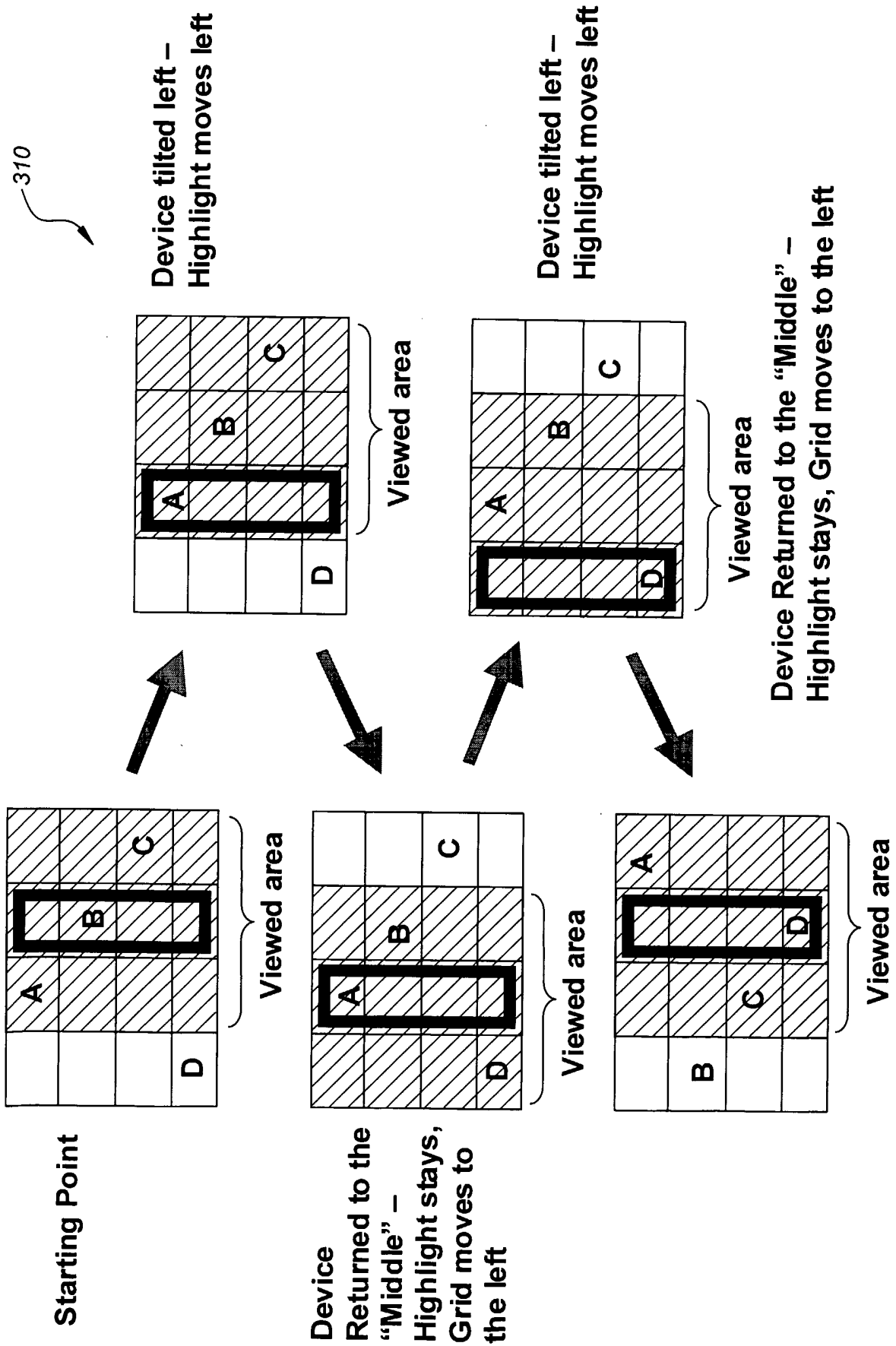


Fig. 12

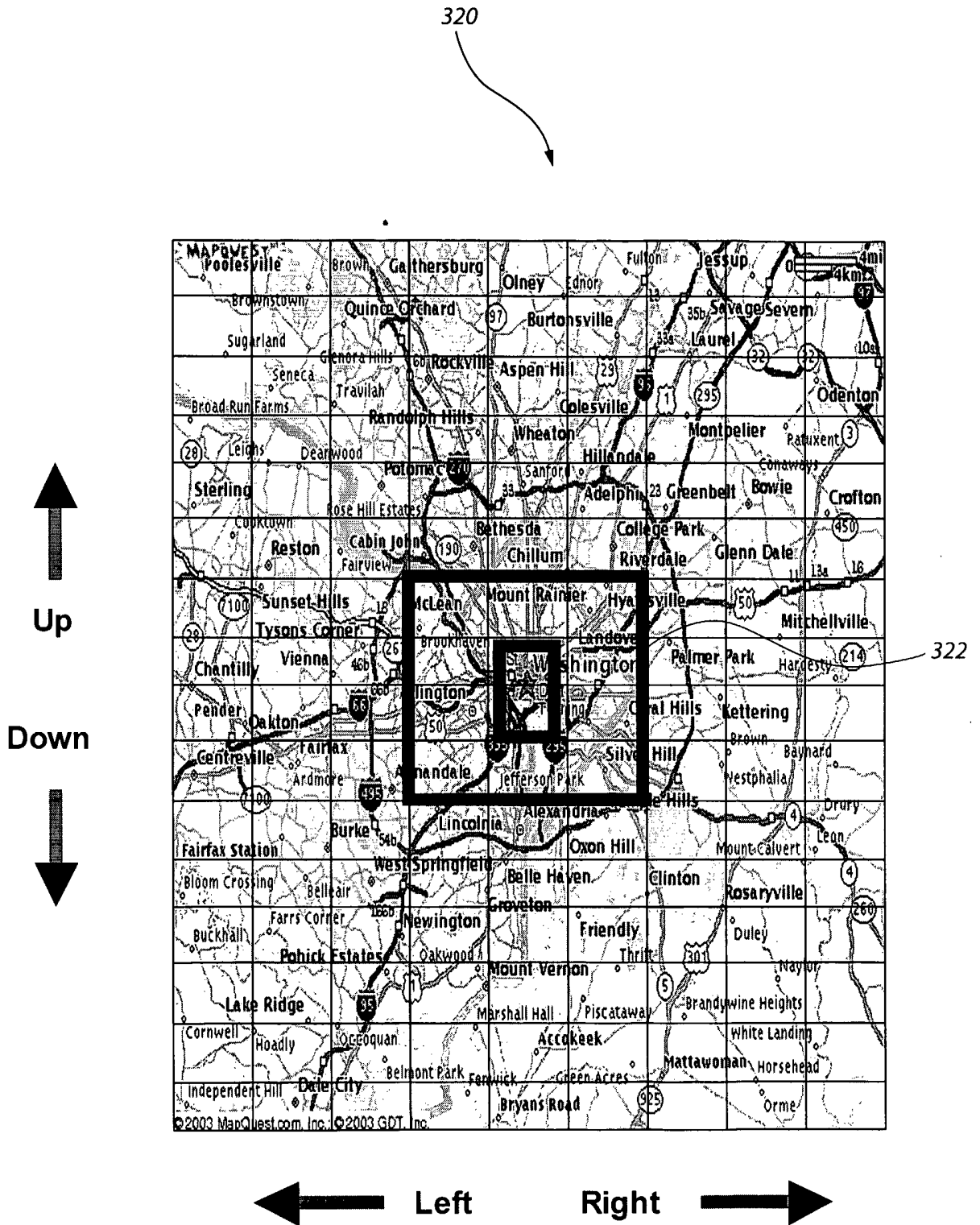


Fig. 13

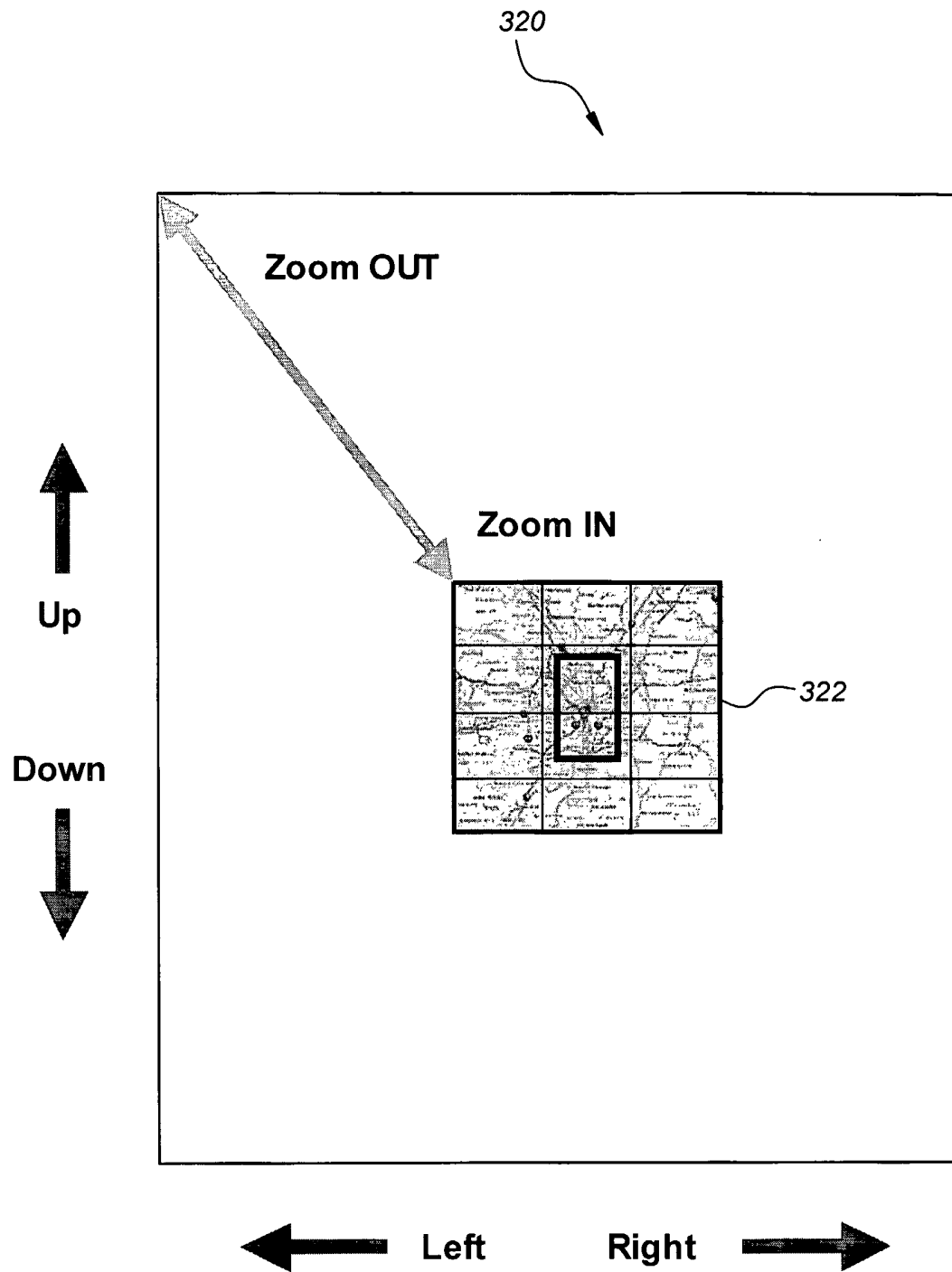


Fig. 14

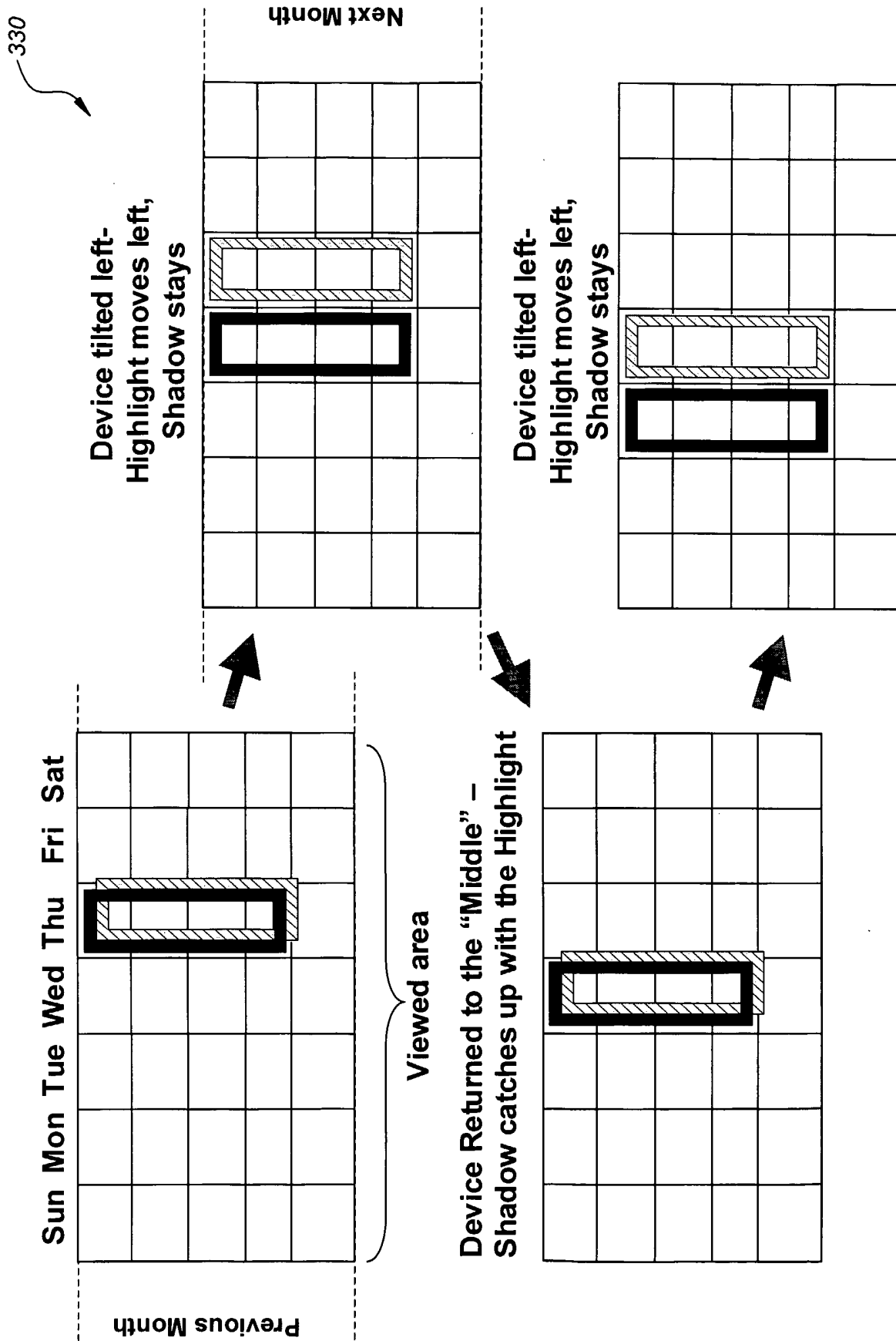


Fig. 15

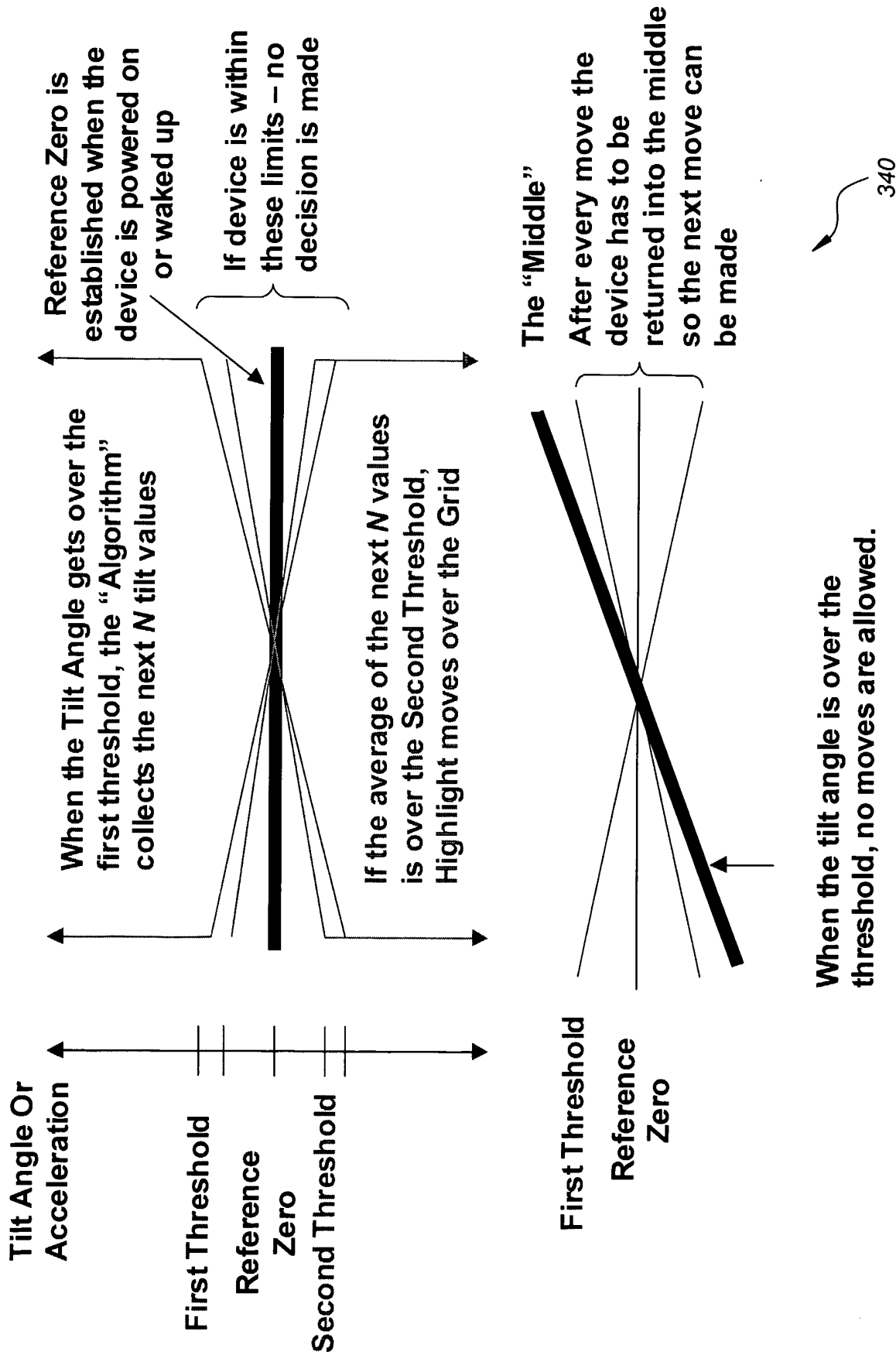


Fig. 16

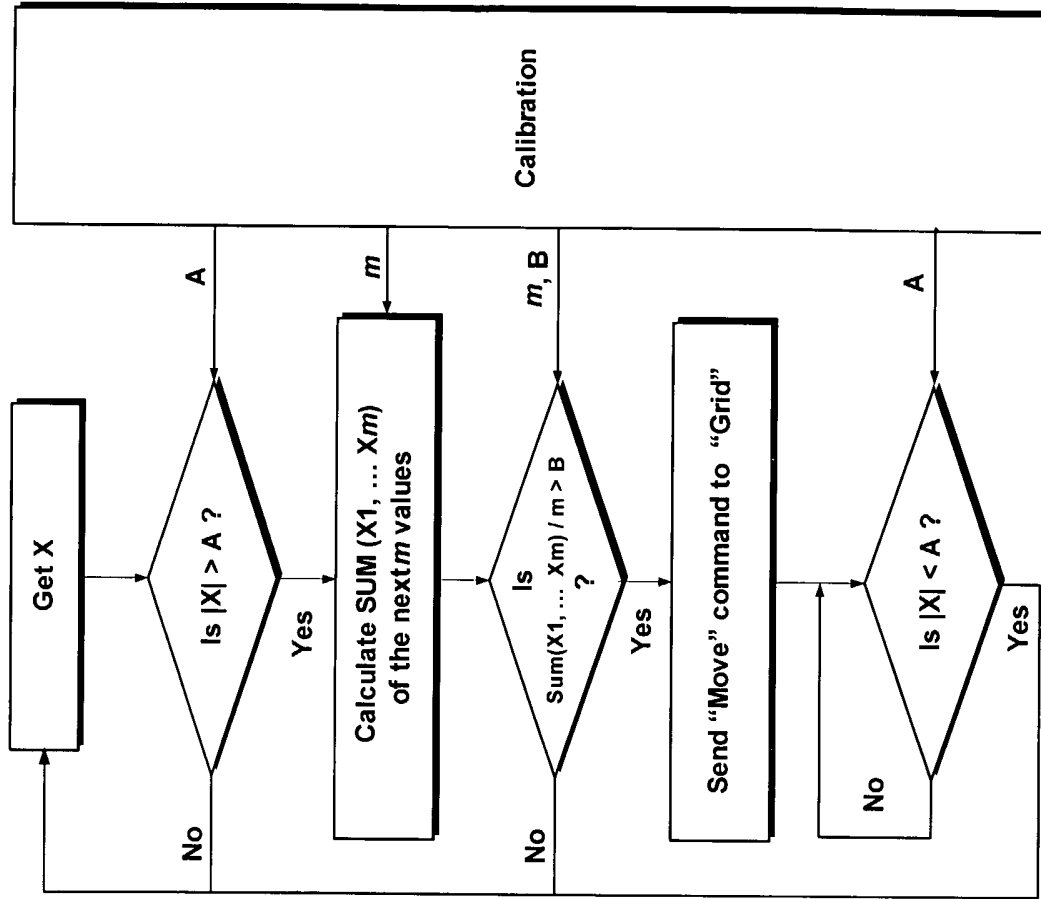
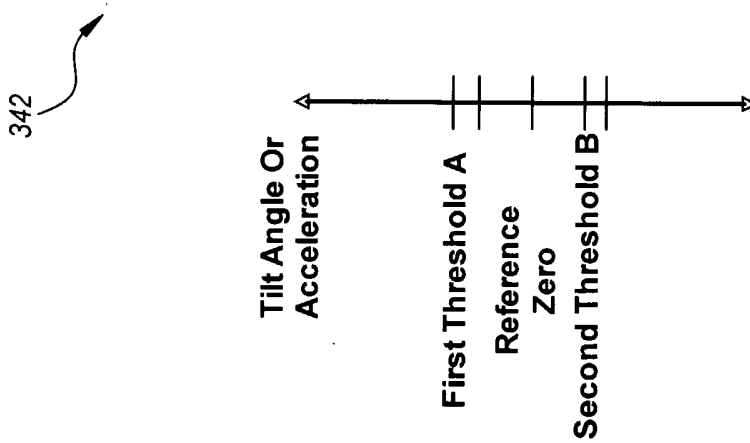
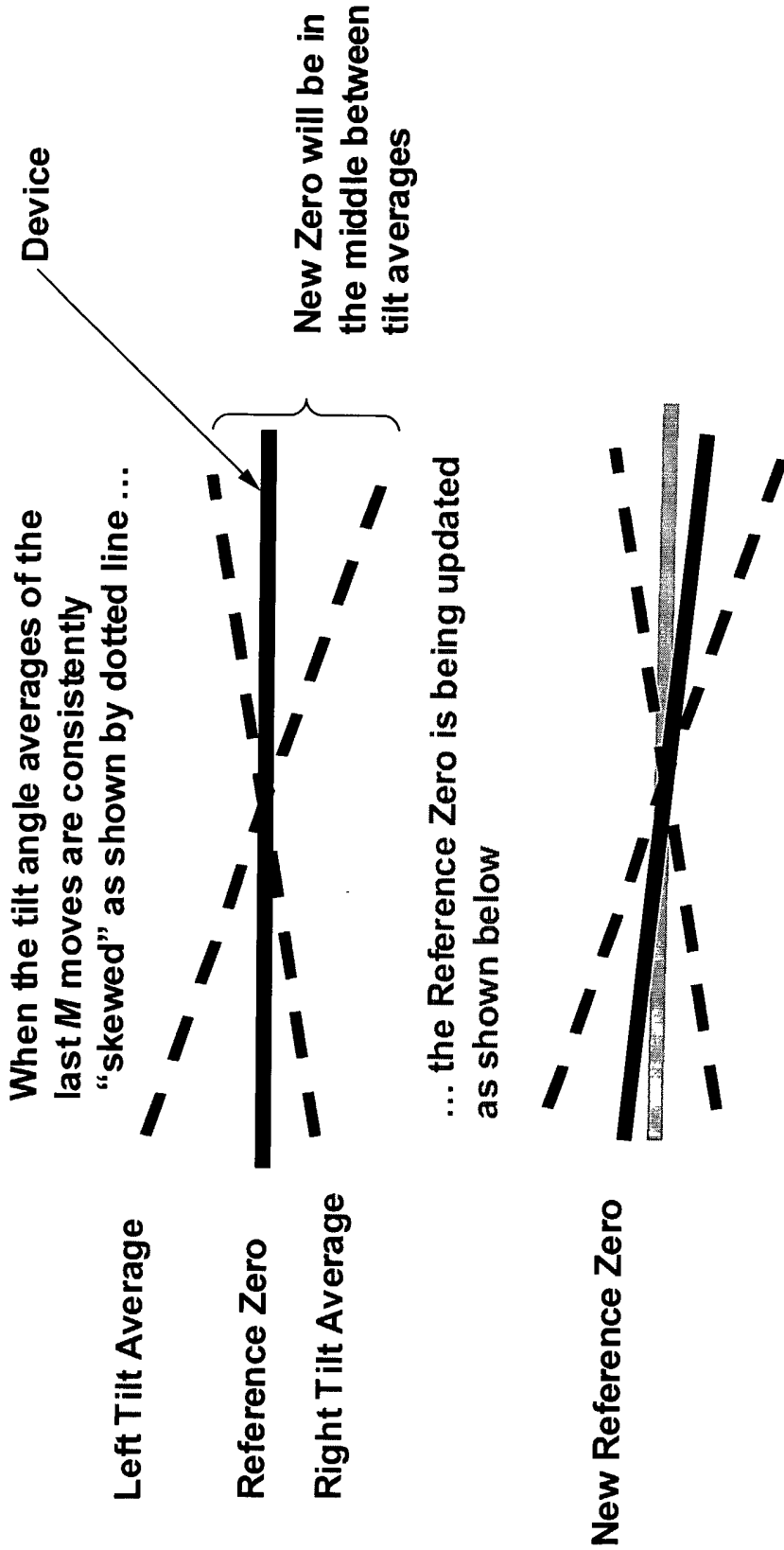


Fig. 17



Additional features:

- Automatic reset after period of inactivity
- Enforced reset by the push of a button
- Sound confirmation for each move. Different for Left/Right from Up/Down, and from Side Key
- Adjusts Reference Zero based on the position of the optional "Bubble"

Fig. 18

Adaptive Thresholds

- Adaptive thresholds: e.g, the user is using backspace too often, too many jumps to get to the letter, etc. - threshold is lowered (increased)
- Different thresholds to move back and forward

No Thresholds

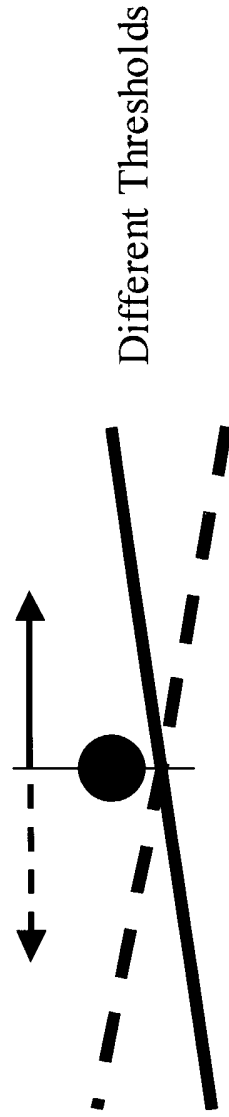


Fig. 19

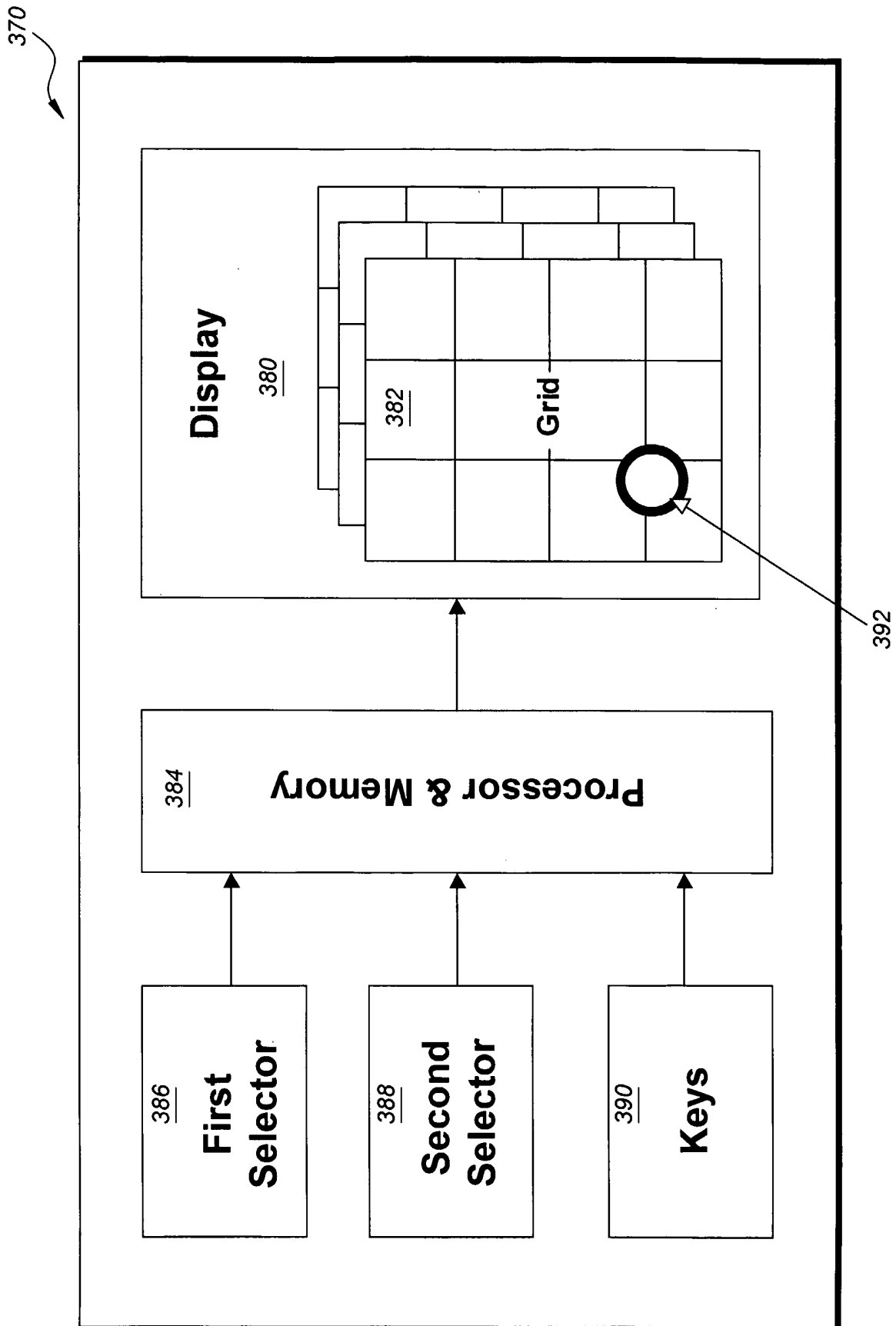


Fig. 20

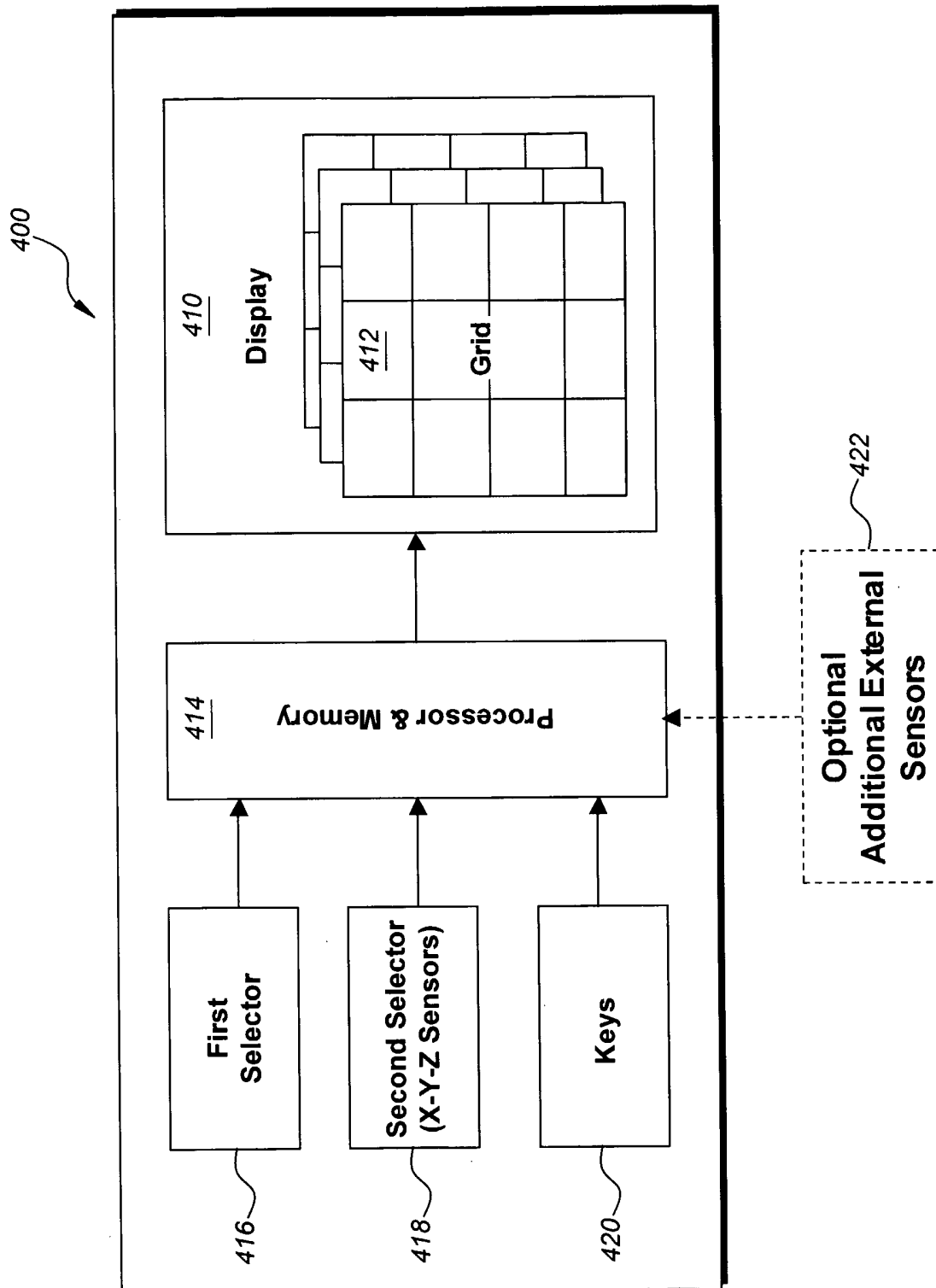


Fig. 21

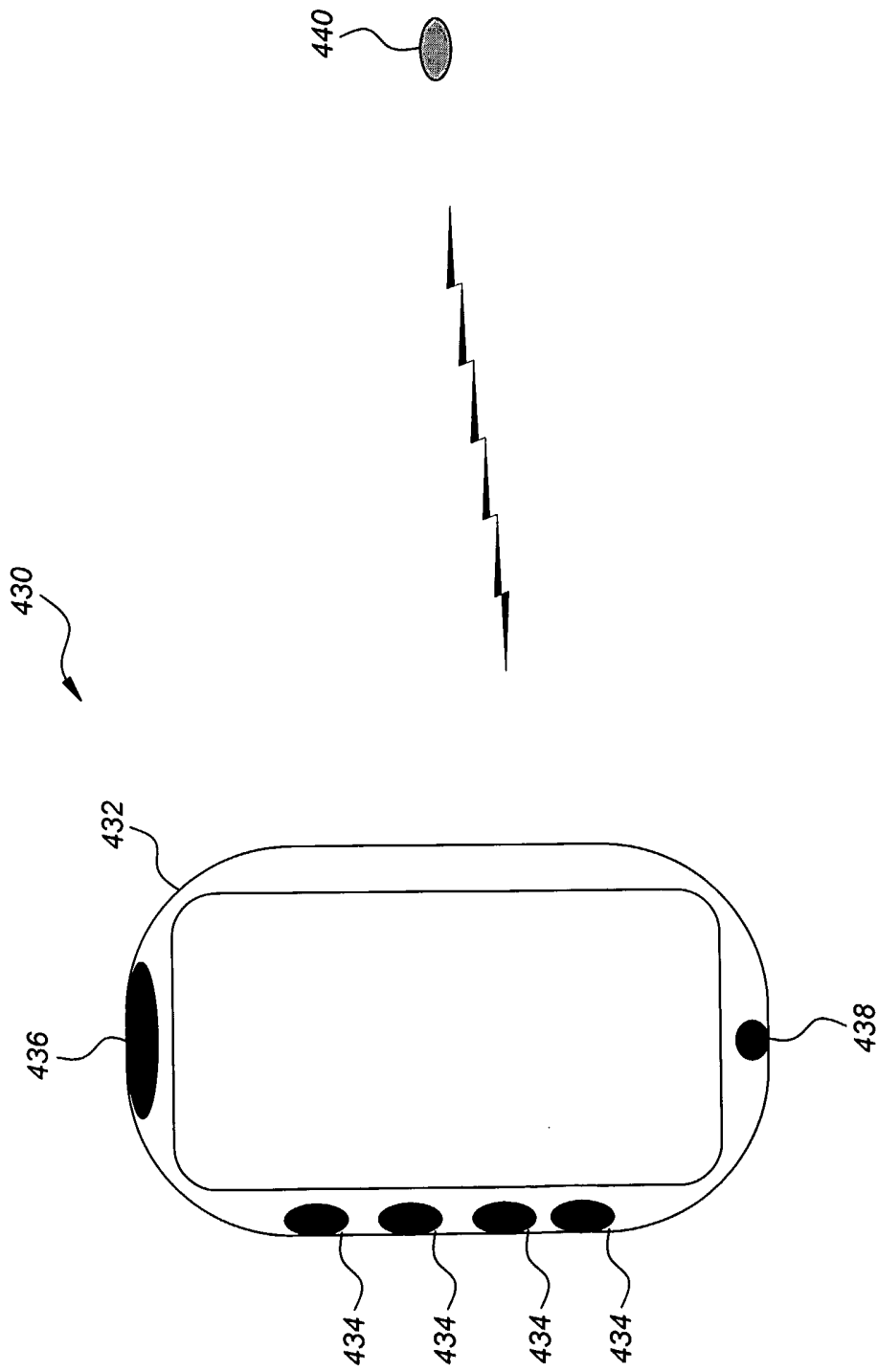


Fig. 22

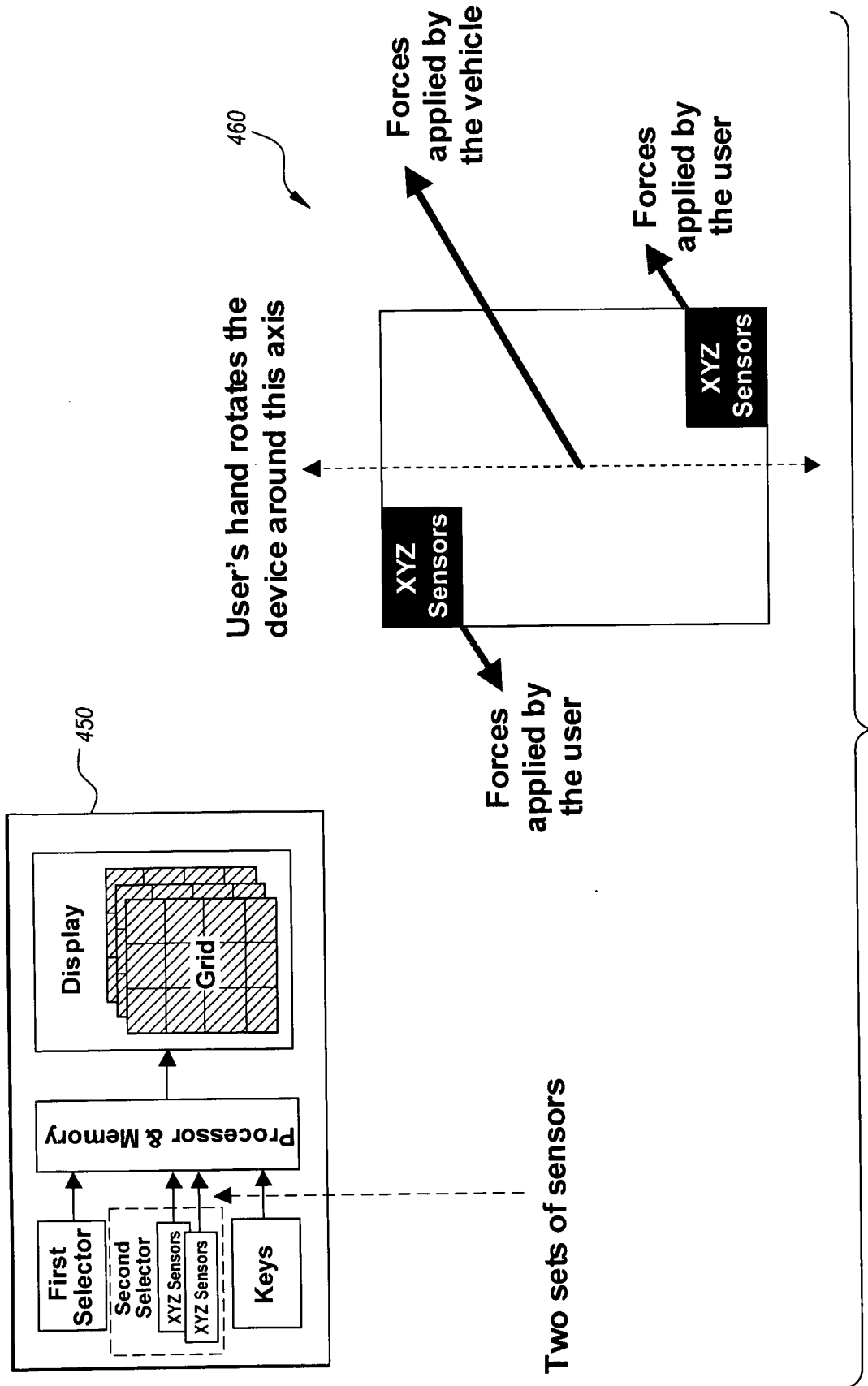


Fig. 23

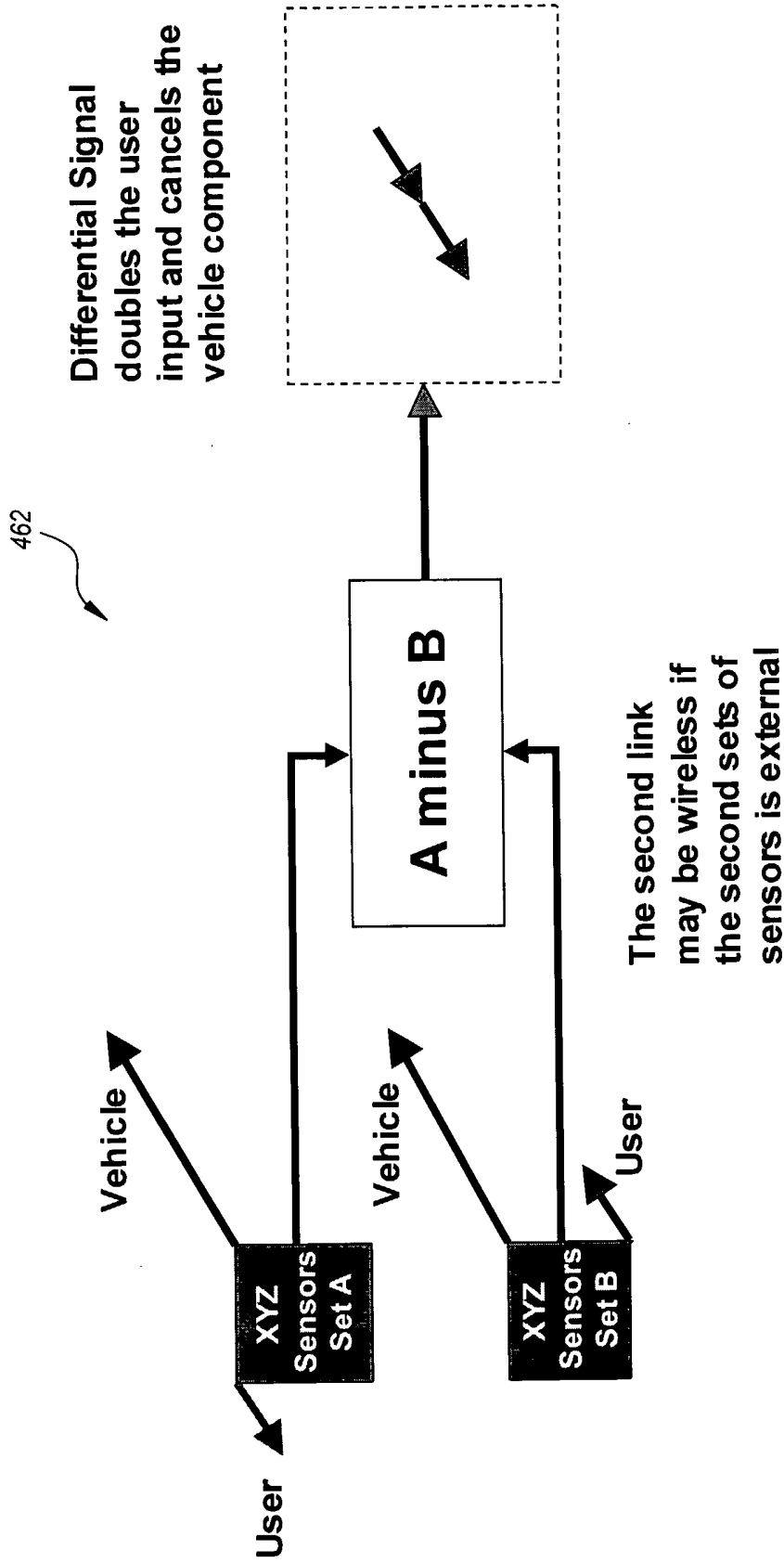


Fig. 24

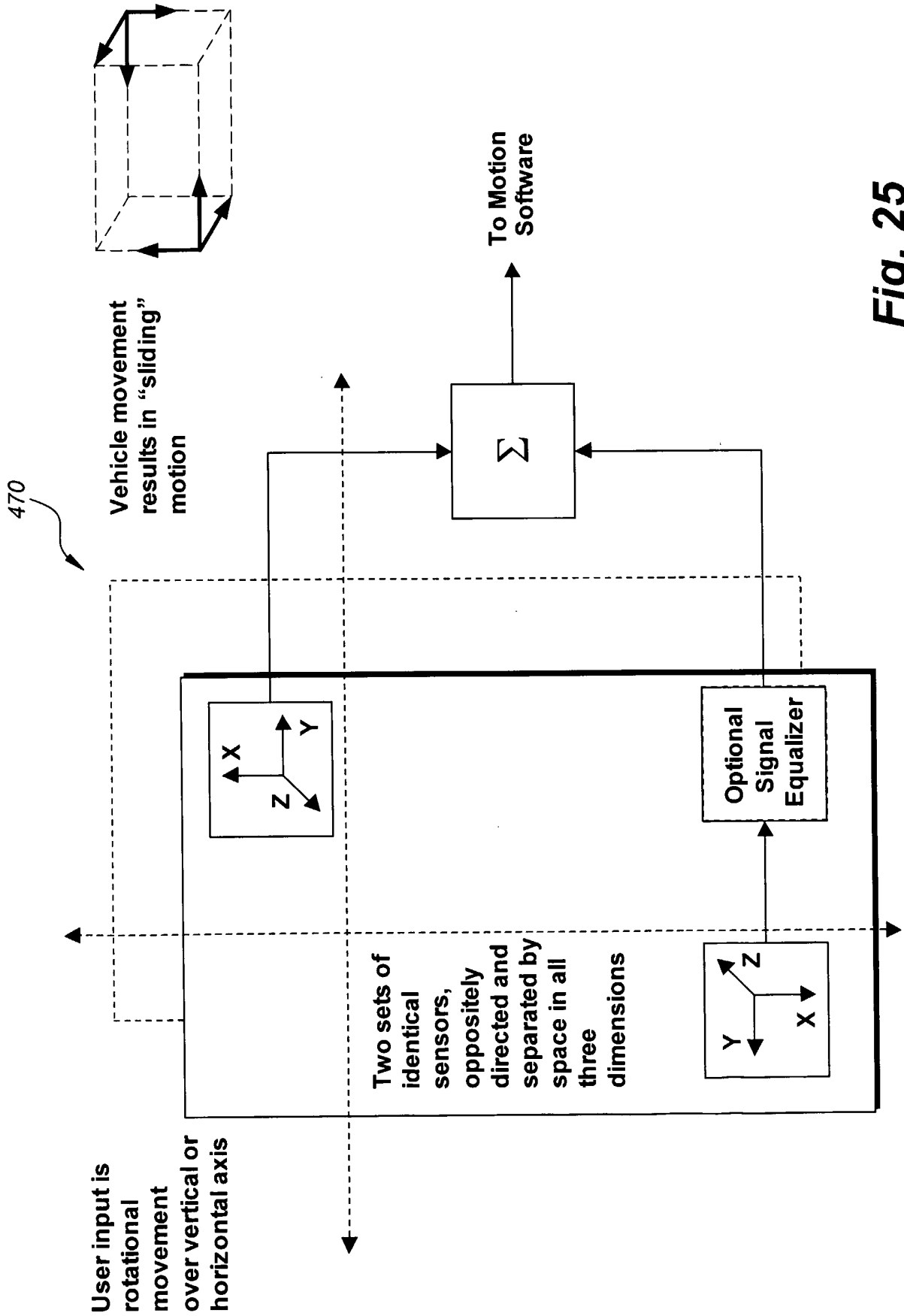


Fig. 25

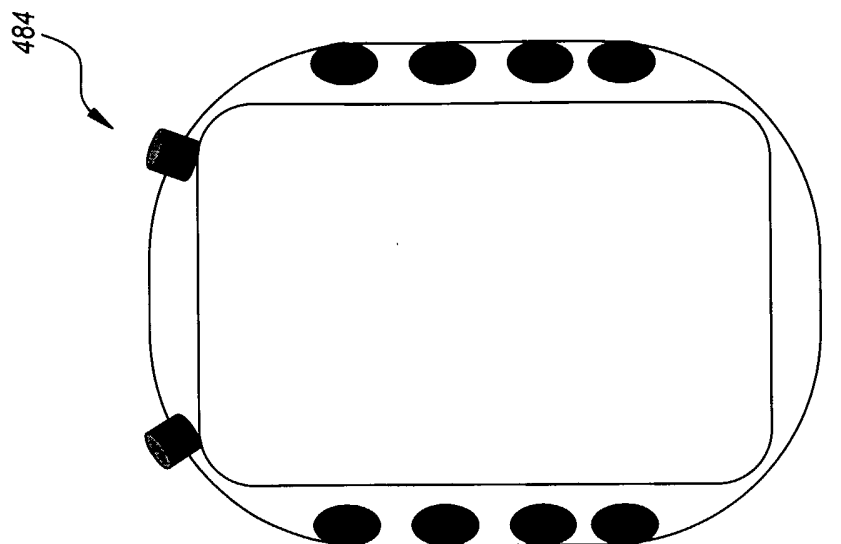


Fig. 26A

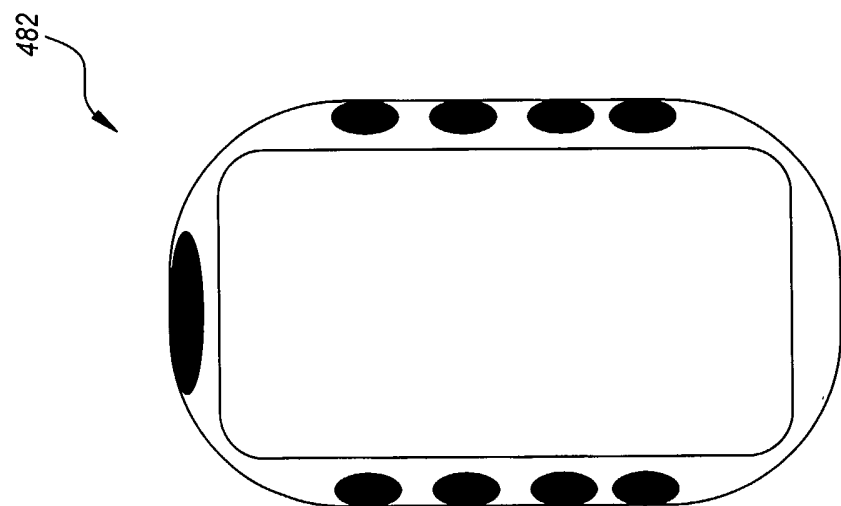


Fig. 26B

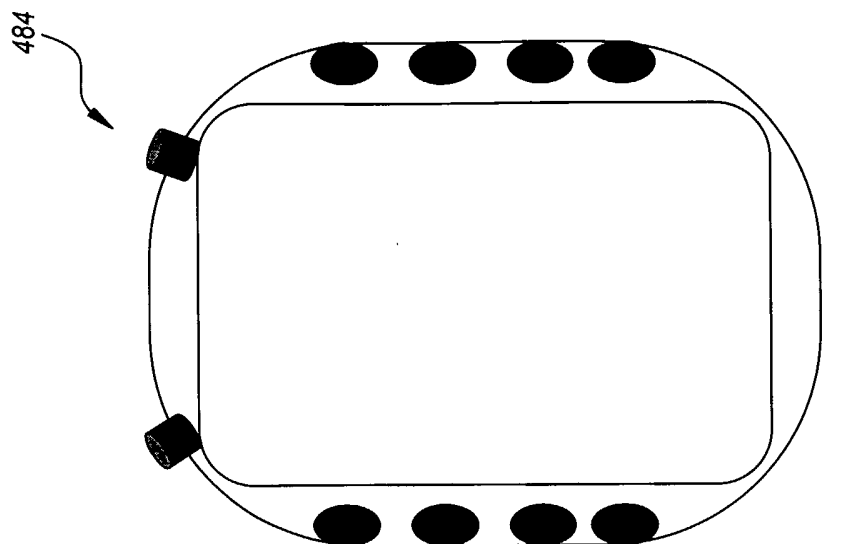


Fig. 26C

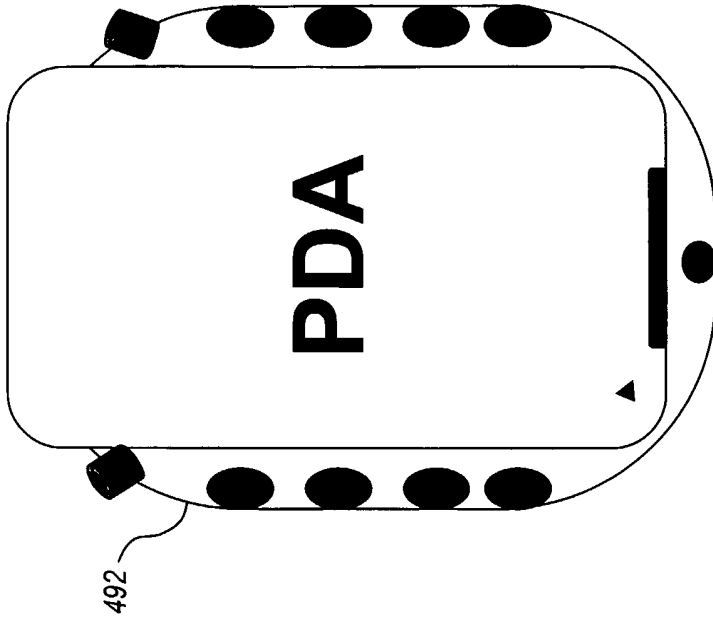


Fig. 27A




Fig. 27B

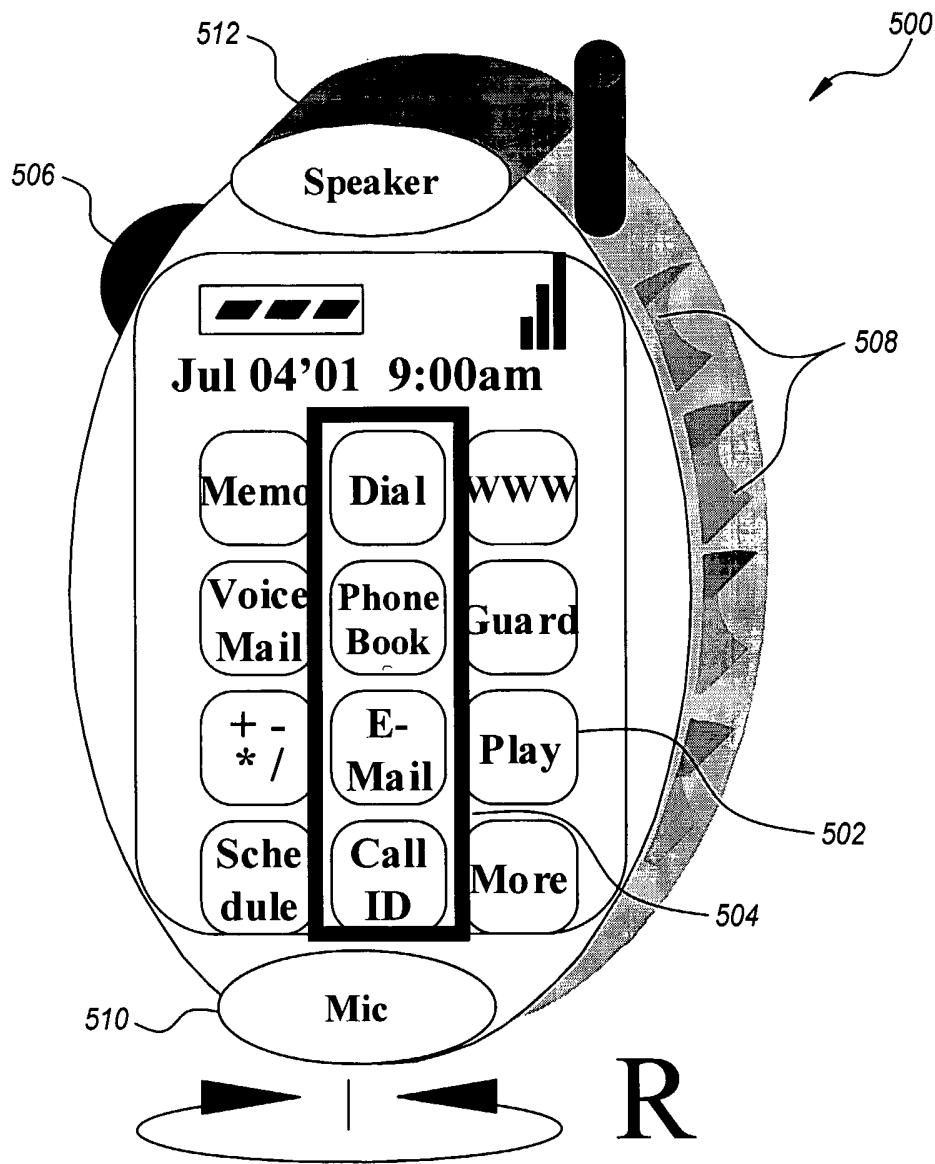


Fig. 28

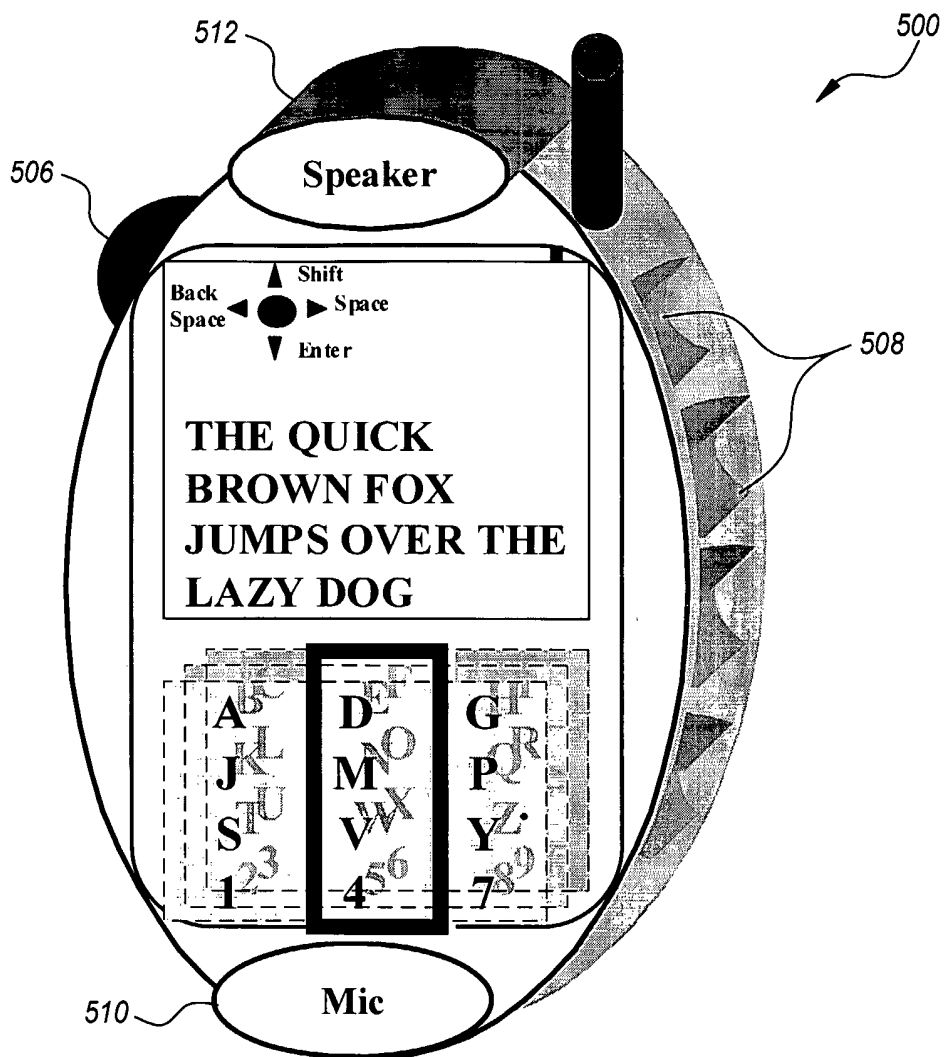


Fig. 29

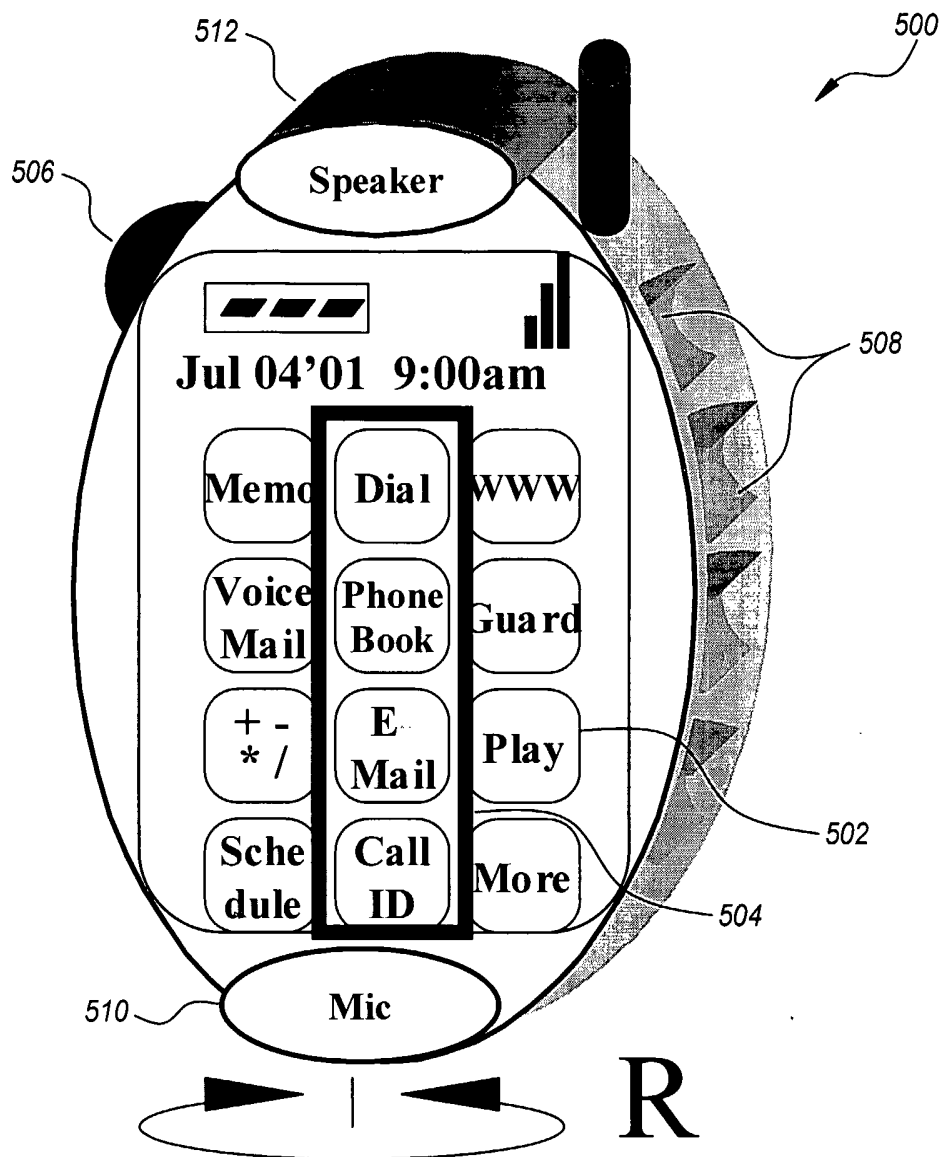


Fig. 30

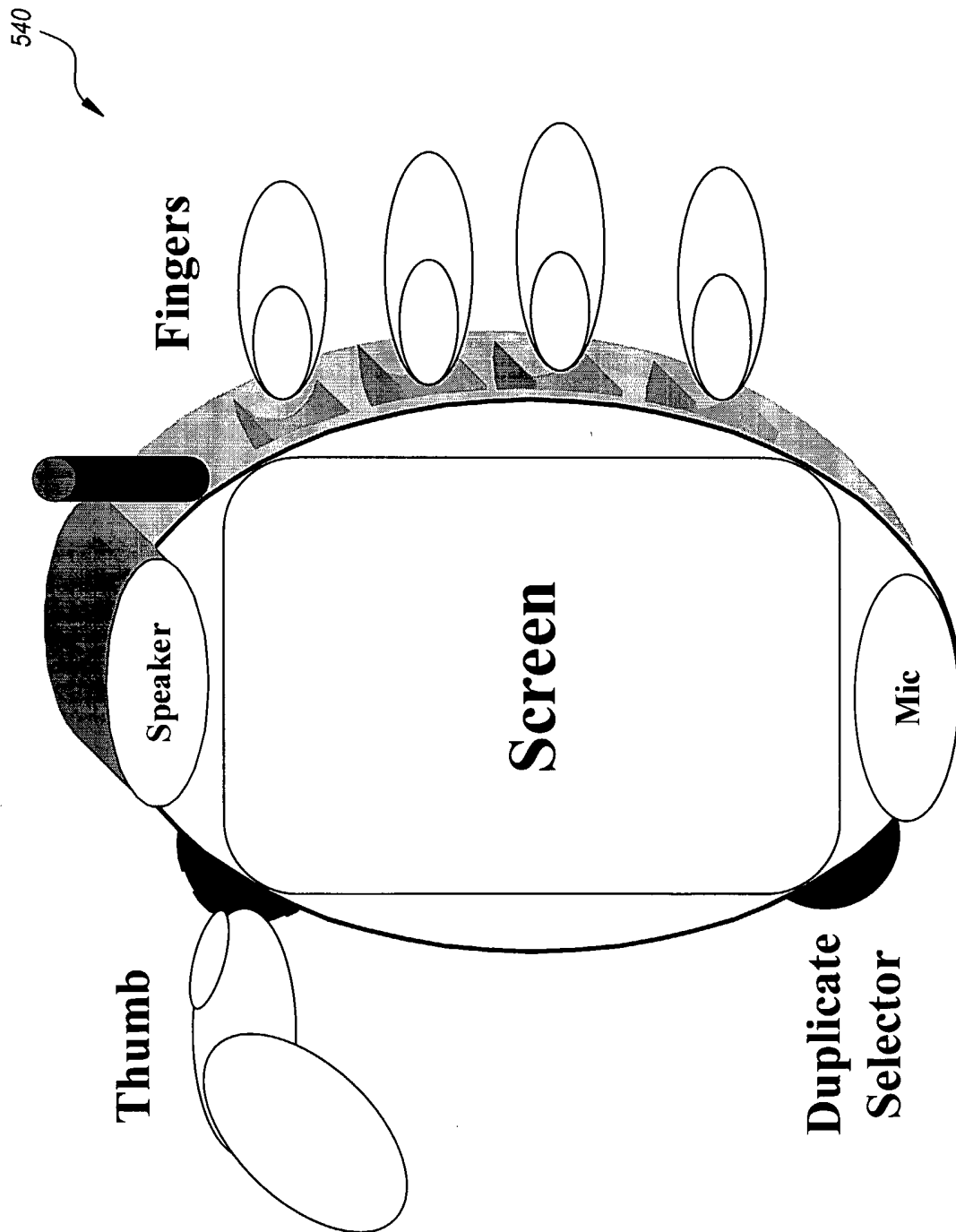


Fig. 31

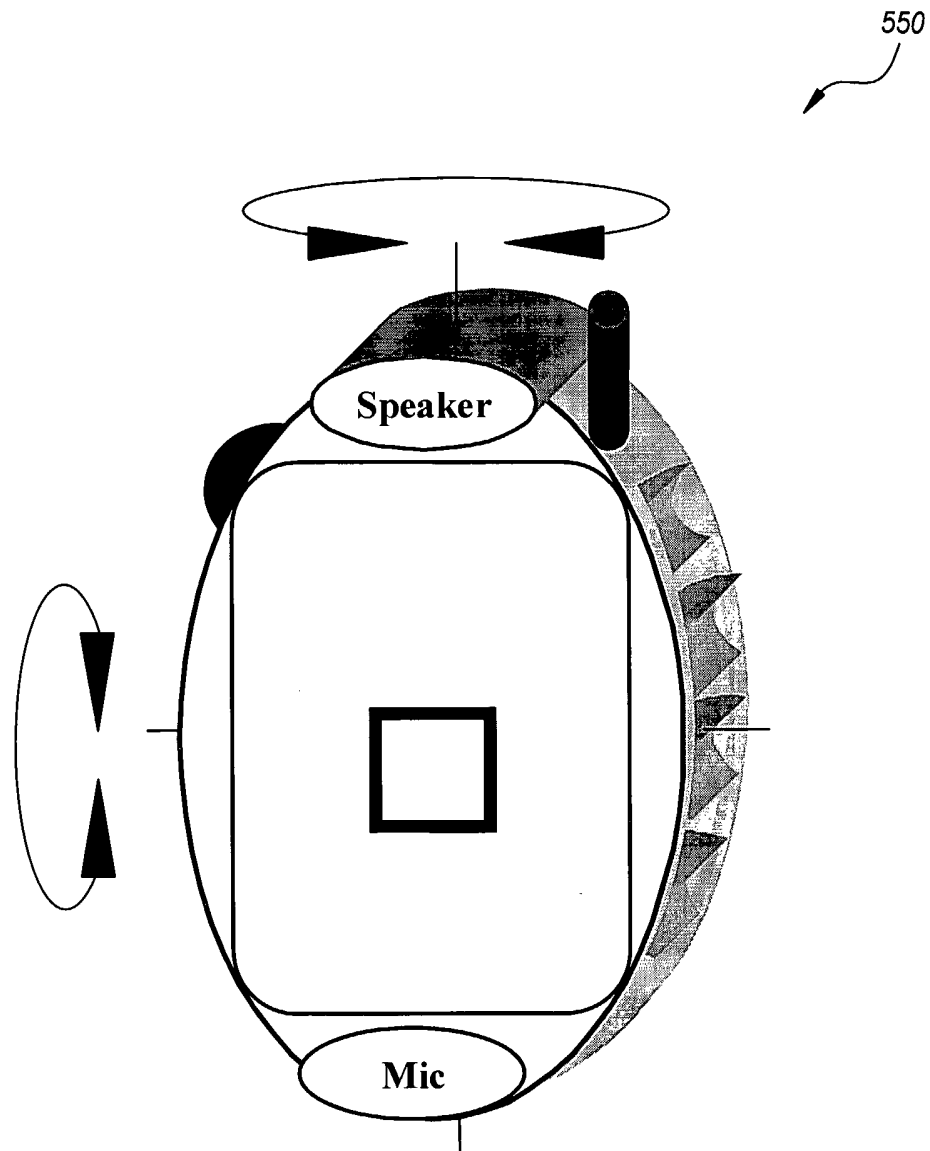
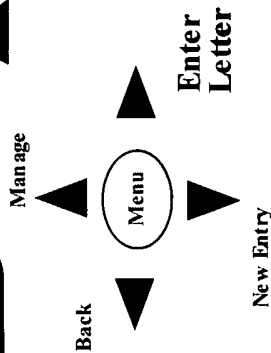

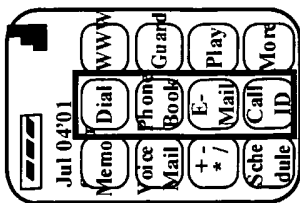
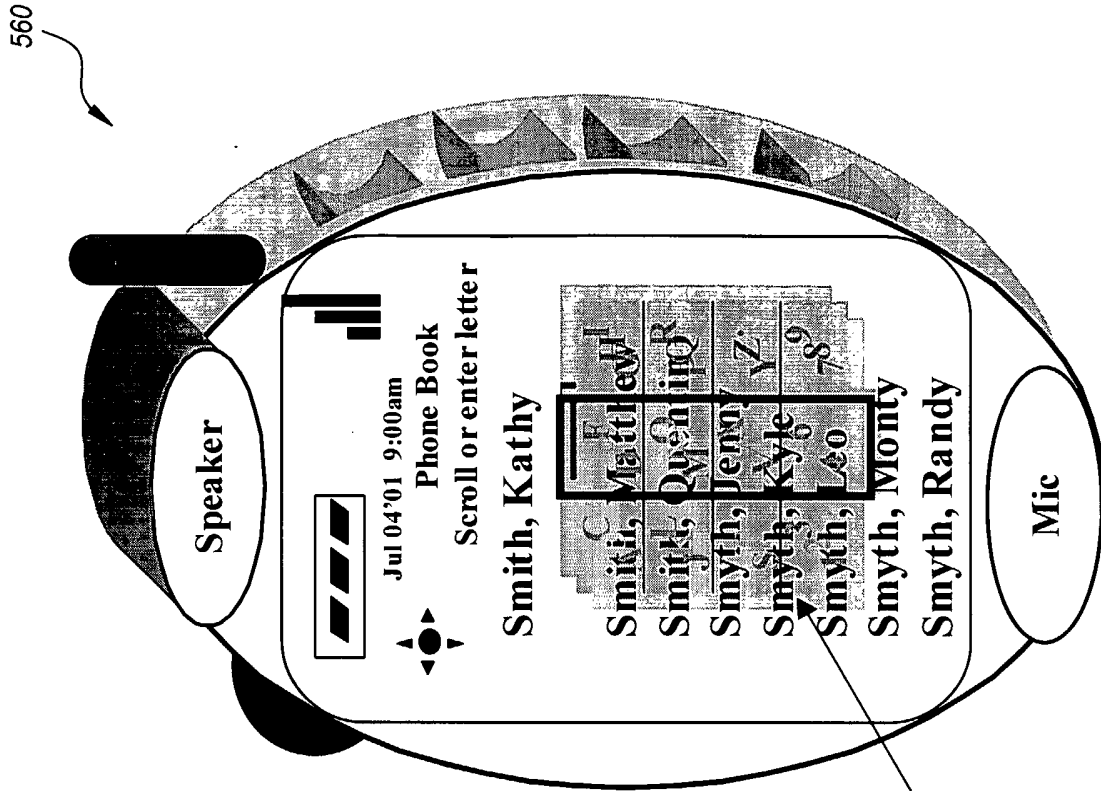


Fig. 32



Select a letter and get there in a single click

Tilt to Scroll

Fig. 33

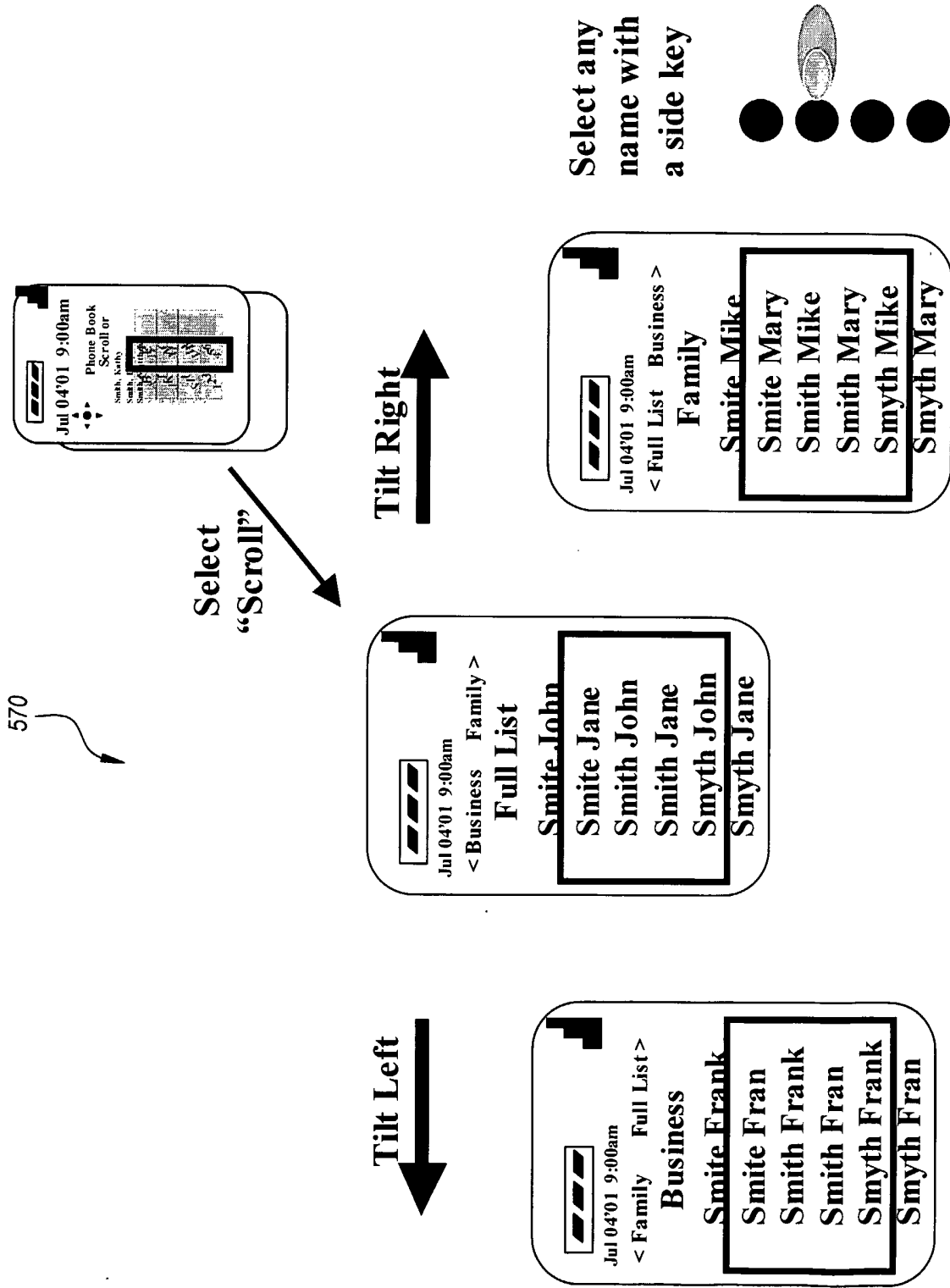


Fig. 34

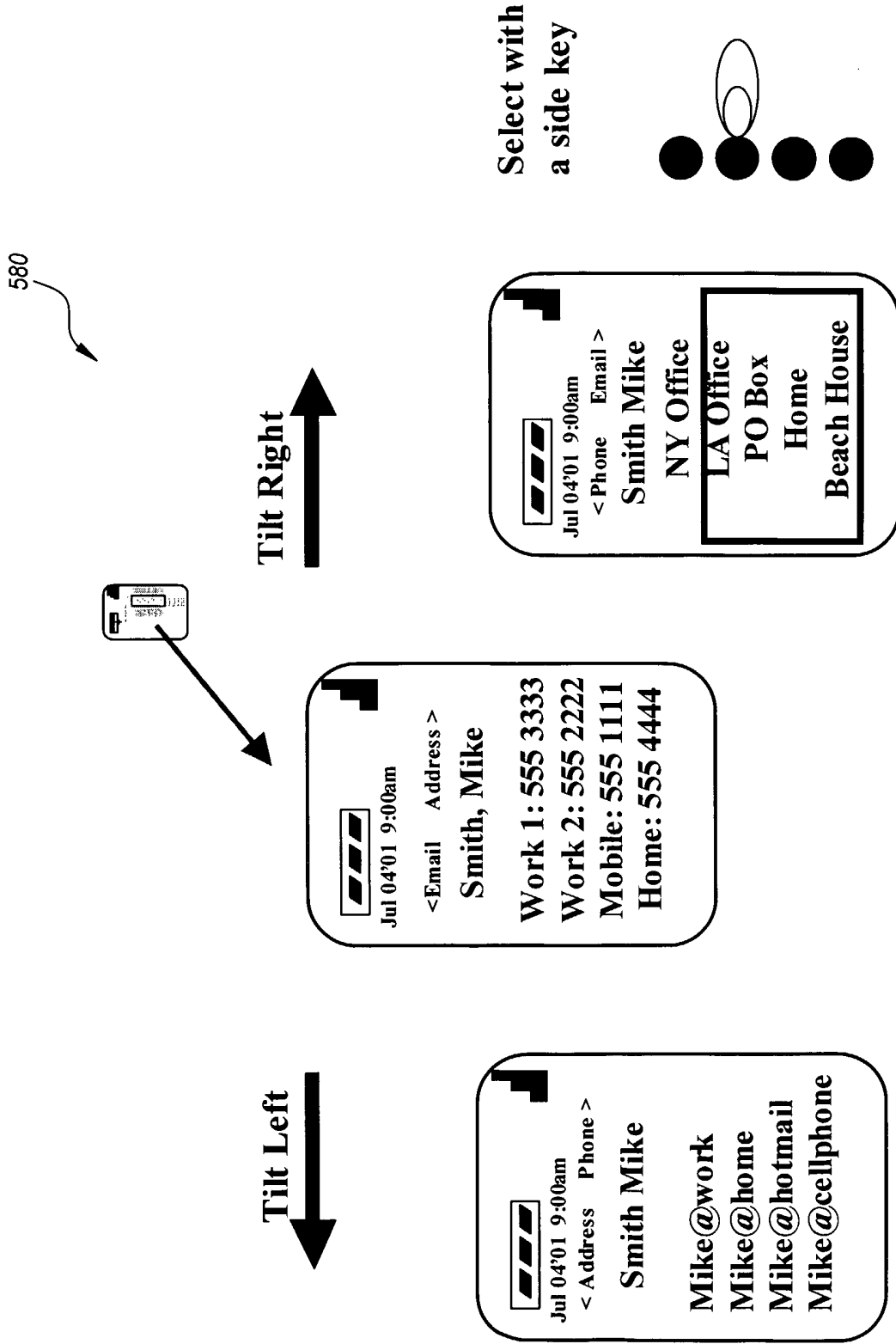


Fig. 35

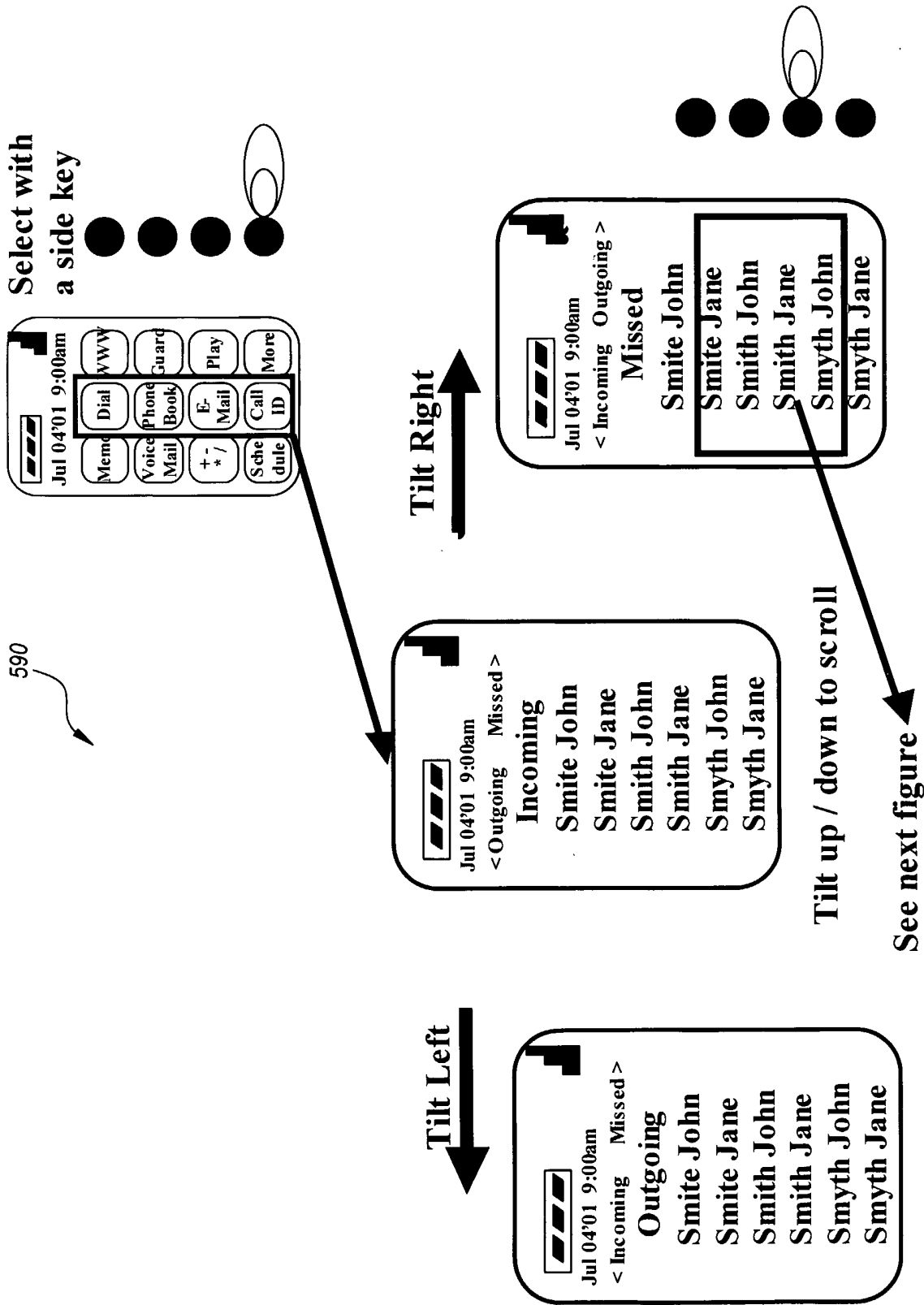
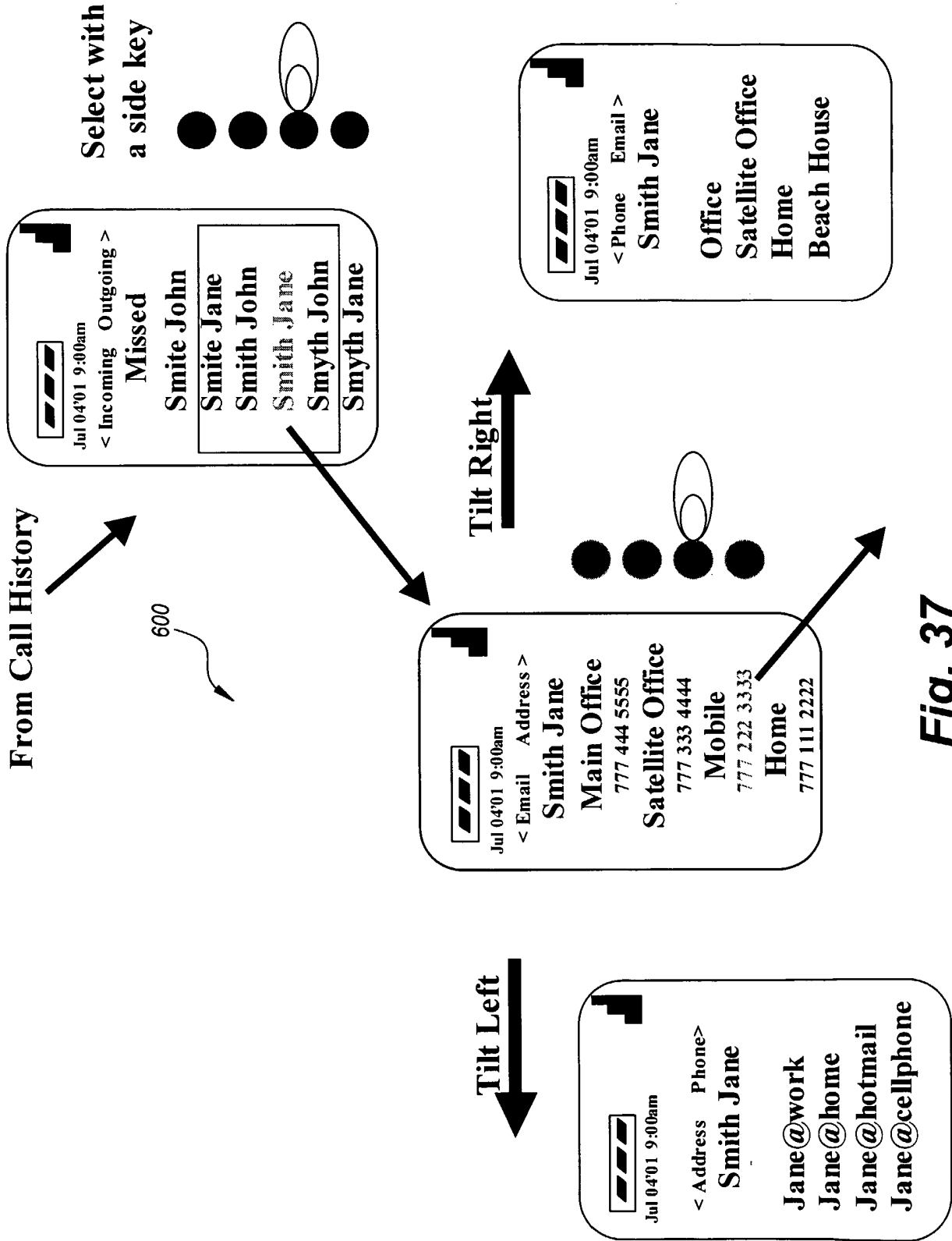


Fig. 36



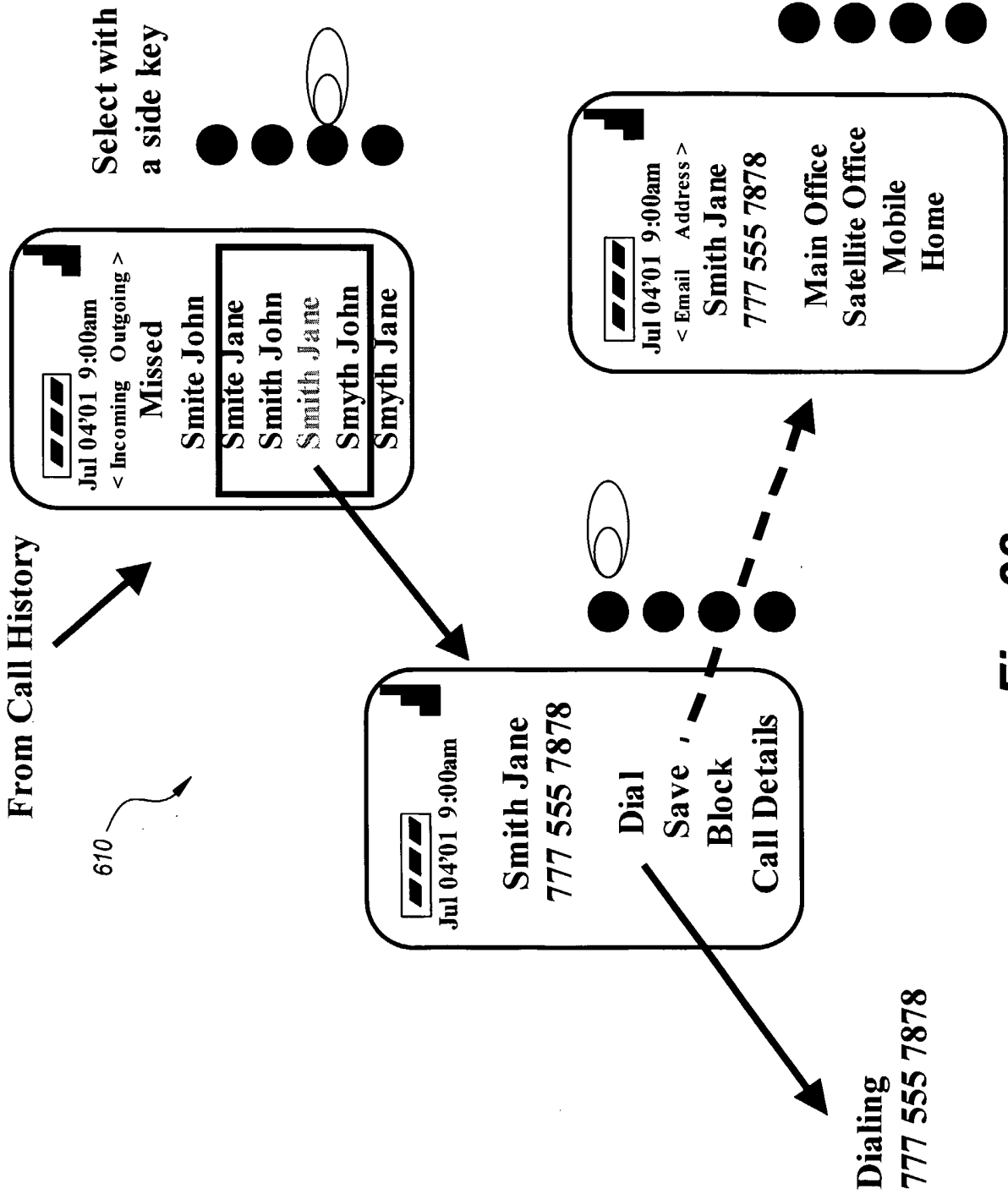


Fig. 38

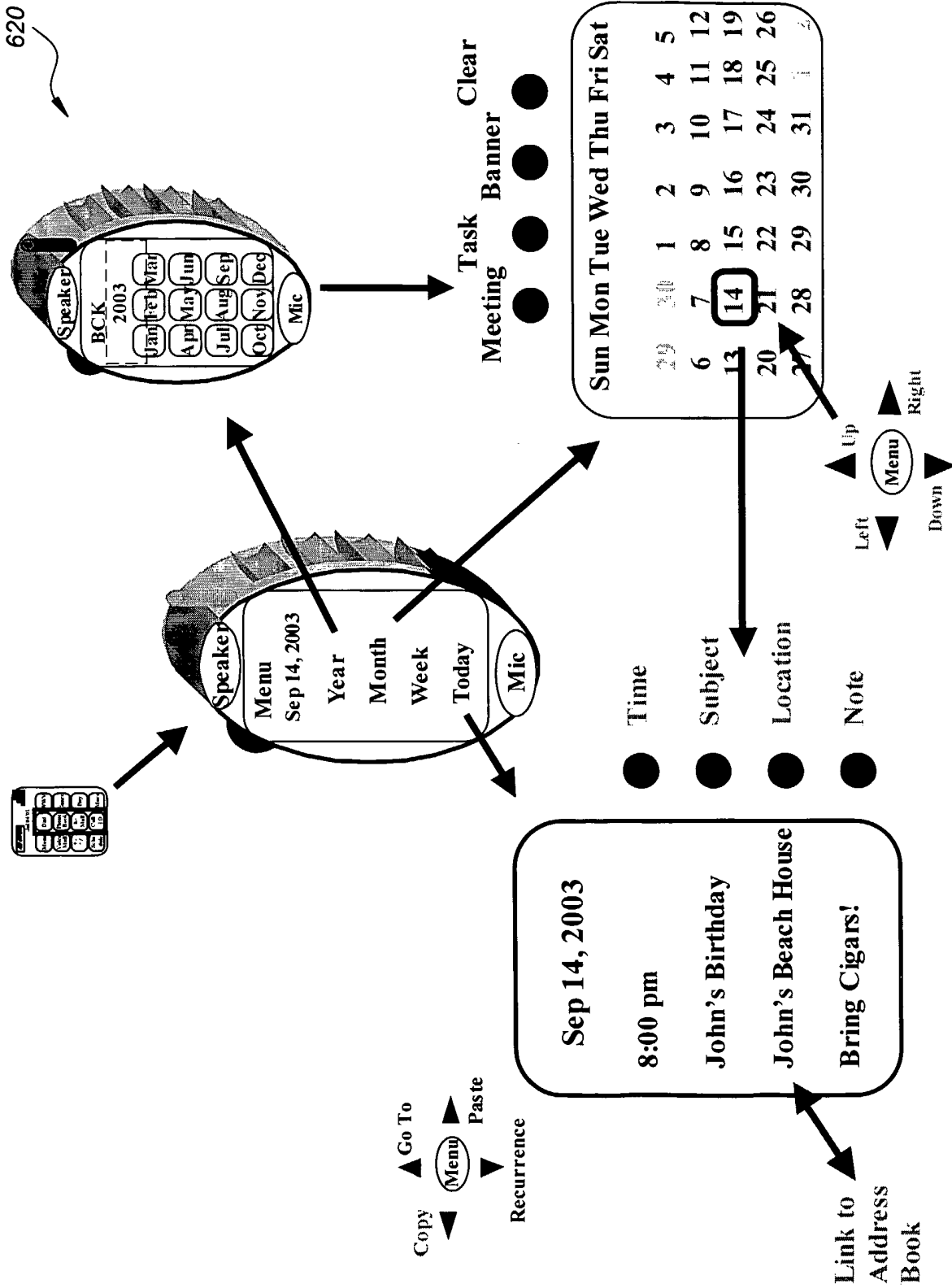


Fig. 39

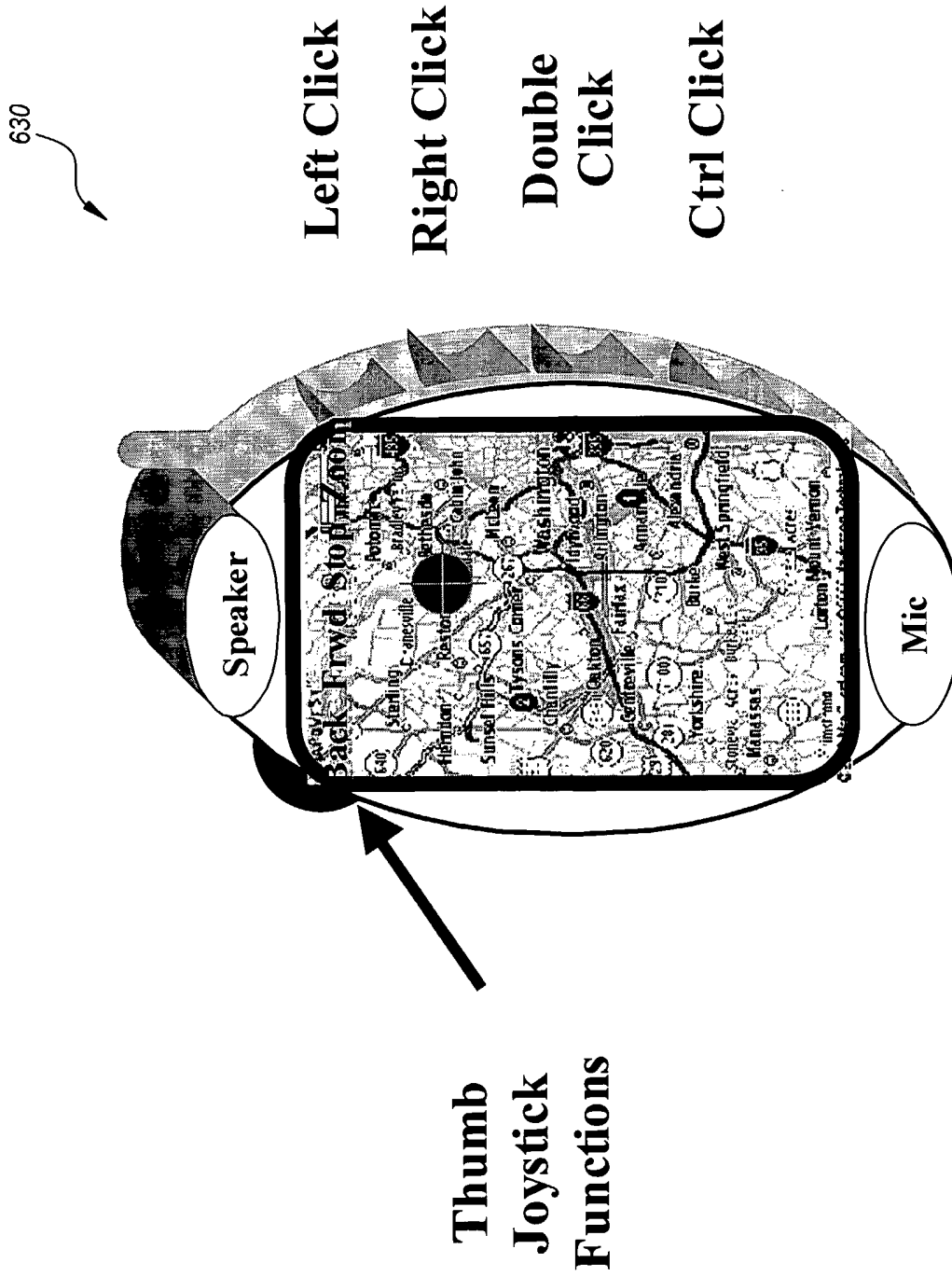


Fig. 40

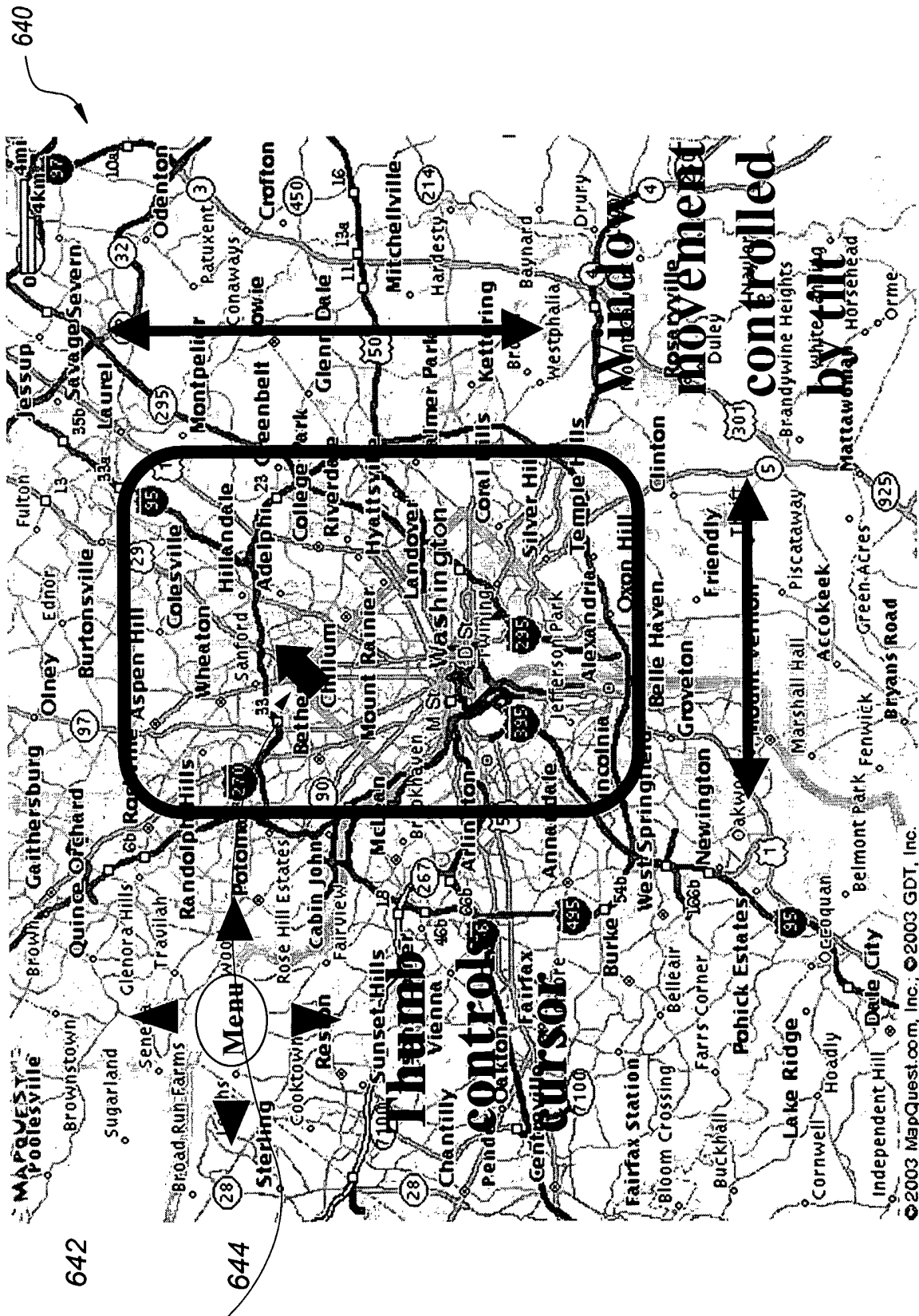


Fig. 41

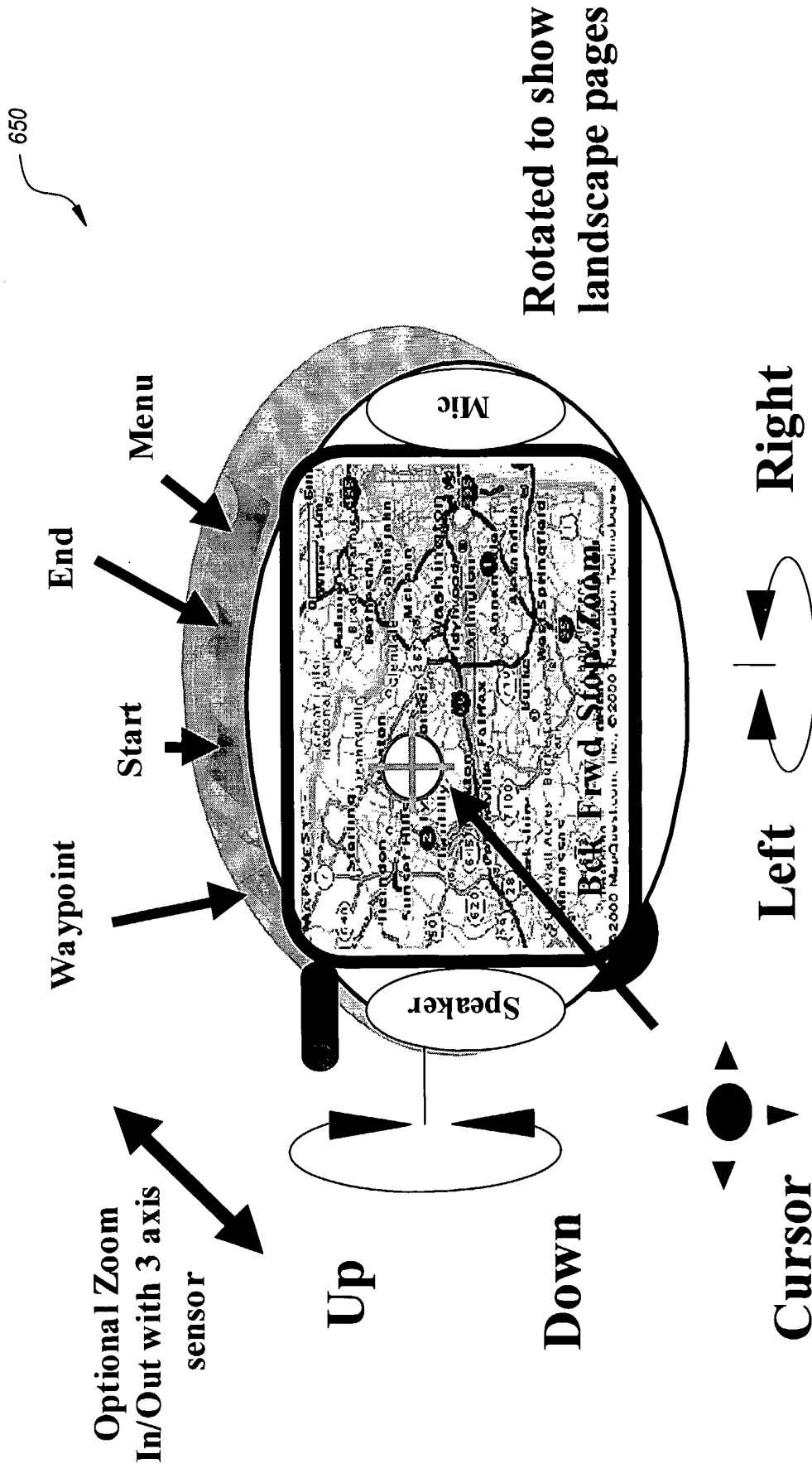
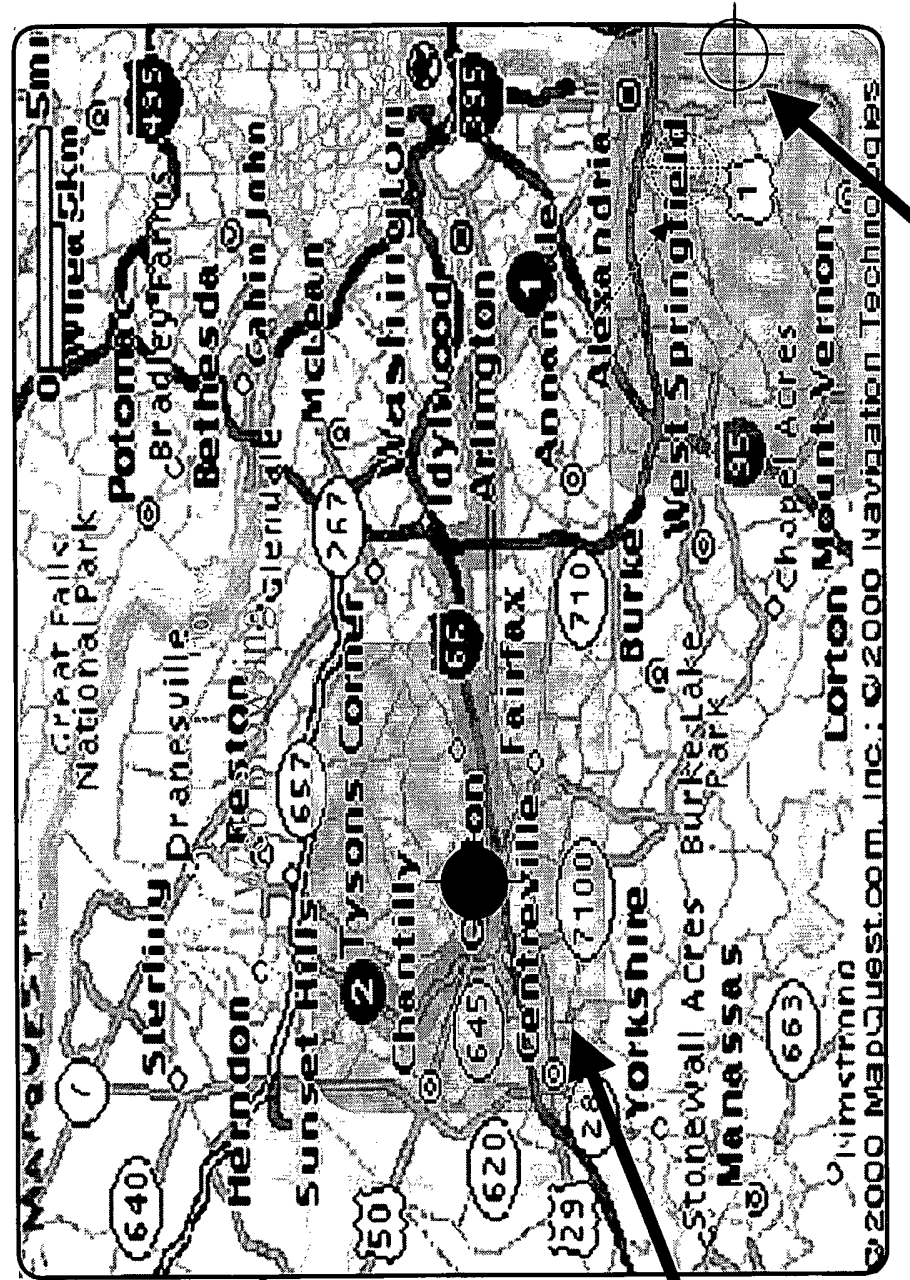


Fig. 42

660



Full area of the map / web page before zooming in

Area seen on the PDA after zooming in, cursor moves with the screen and stays in the center

Fig. 43

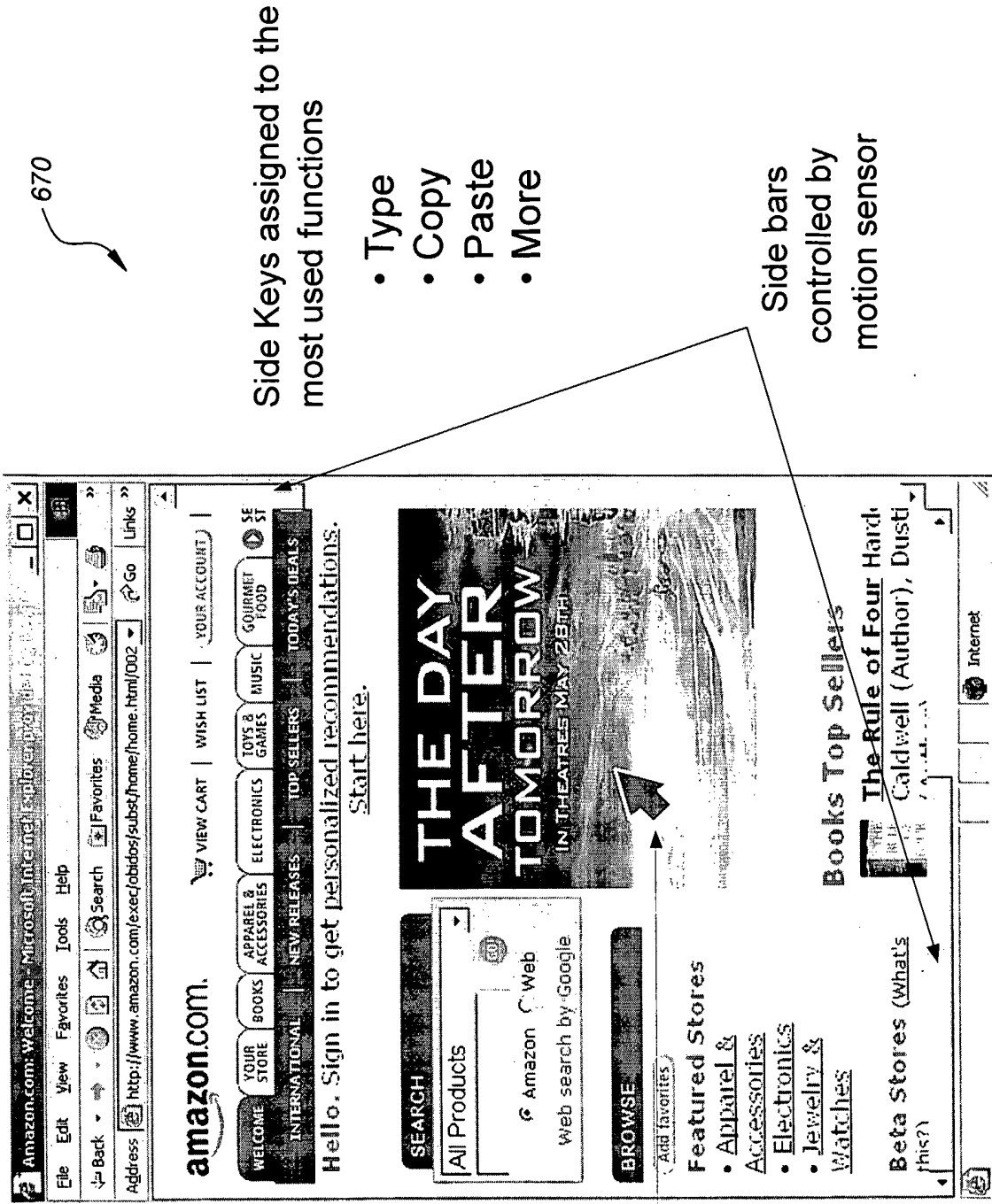
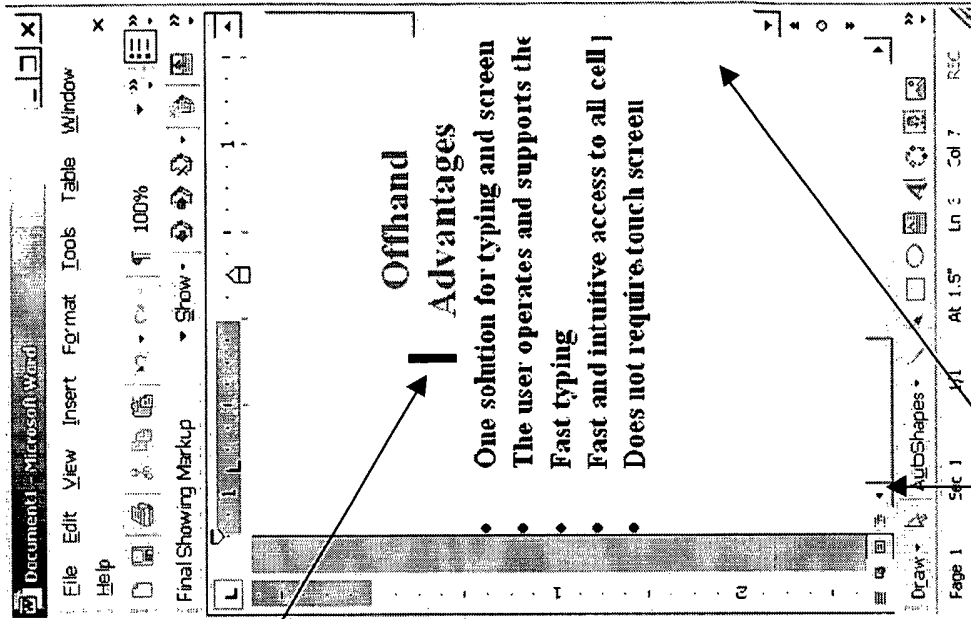
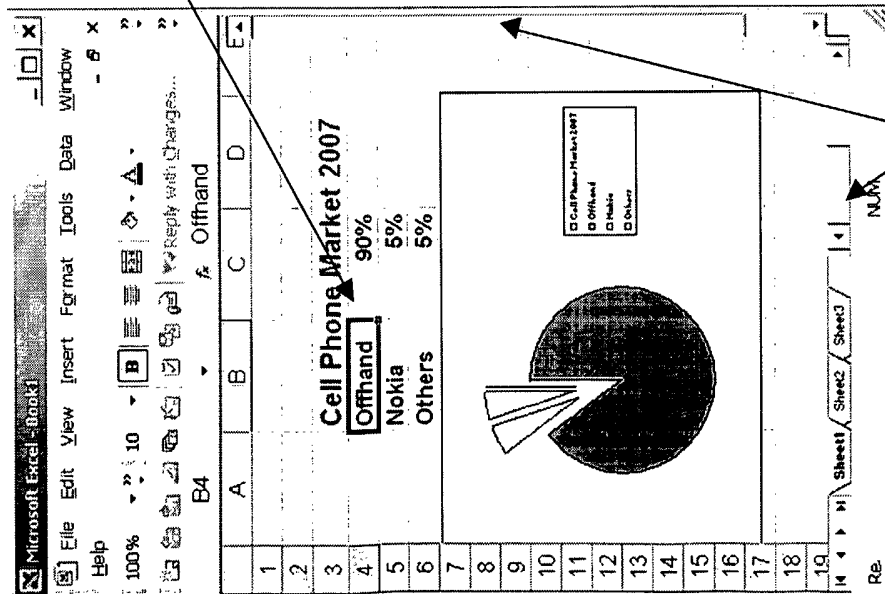



Fig. 44

680

Cursor controlled by Thumb Joystick

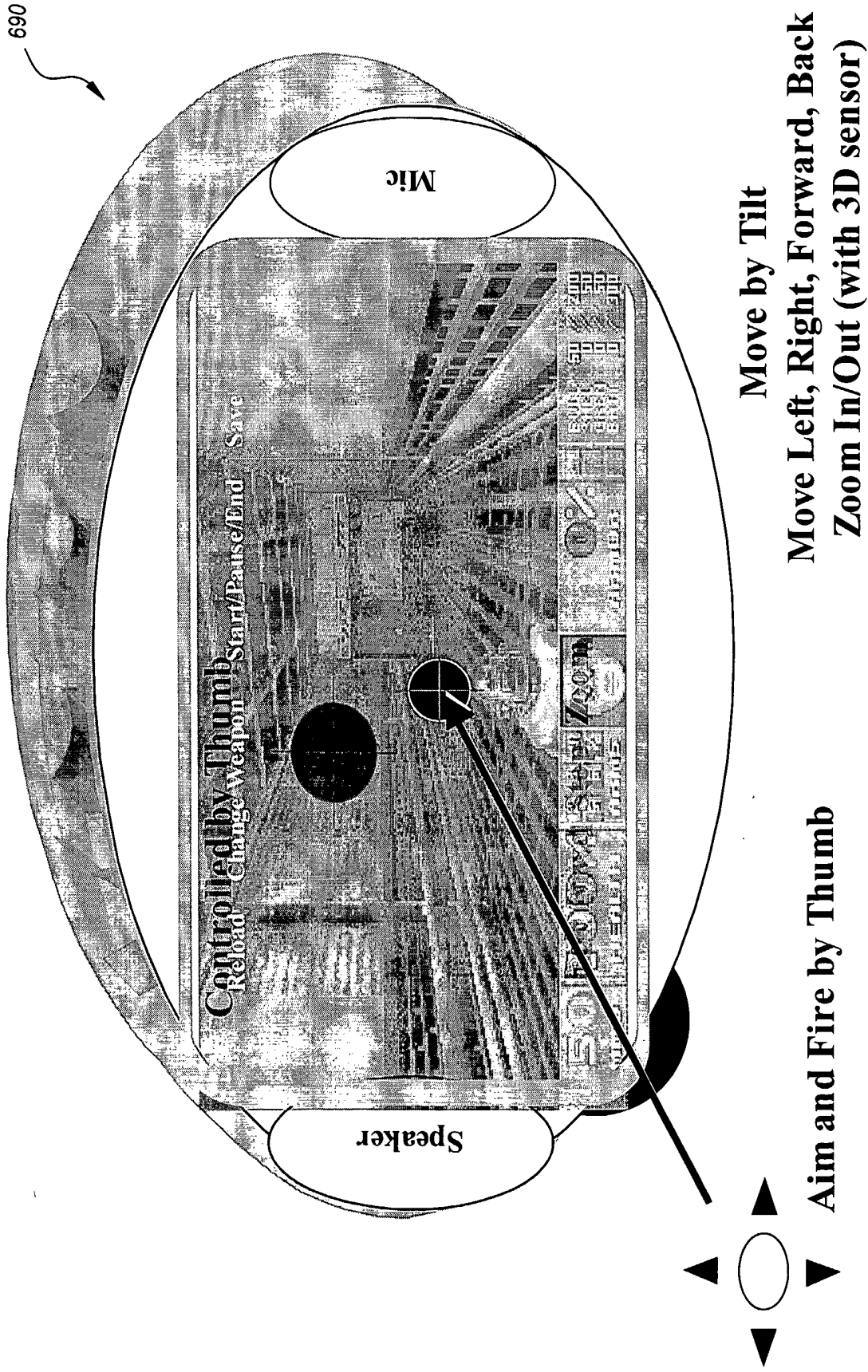


Side Keys

- Type
- Copy
- Paste
- More

Side bars controlled by motion sensor

Fig. 45



Move by Tilt
Move Left, Right, Forward, Back
Zoom In/Out (with 3D sensor)

Aim and Fire by Thumb

Fig. 46

INTERNATIONAL SEARCH REPORT

International application No.

PCT/US04/26314

A. CLASSIFICATION OF SUBJECT MATTER

IPC(7) : G09G 5/00
 US CL : 345/169

According to International Patent Classification (IPC) or to both national classification and IPC

B. FIELDS SEARCHED

Minimum documentation searched (classification system followed by classification symbols)
 U.S. : 345/169, 156, 157, 158, 162, 168, 172, 173

Documentation searched other than minimum documentation to the extent that such documents are included in the fields searched

Electronic data base consulted during the international search (name of data base and, where practicable, search terms used)
 EAST SEARCH

C. DOCUMENTS CONSIDERED TO BE RELEVANT

Category *	Citation of document, with indication, where appropriate, of the relevant passages	Relevant to claim No.
X --- Y	US 5,128,672 A (KAEHLER) 07 July 1992, see entire document.	1-6, 11-12, 14-16, 22-24, 29, 33-35 ----- 7-10, 13, 17-21, 25-28, 30-32, 36-37
Y	US 5,712,995 A (COHN) 27 January 1998, see entire document.	7-10
Y	US 2002/0190947 A1 (FEINSTEIN) 19 December 2002, see entire document.	17-21, 25-28, 30-32, 36-37
Y	US 5,920,303 A (BAKER et al) 06 July 1999, see entire document.	13

Further documents are listed in the continuation of Box C.

See patent family annex.

* Special categories of cited documents:

"A" document defining the general state of the art which is not considered to be of particular relevance

"E" earlier application or patent published on or after the international filing date

"L" document which may throw doubts on priority claim(s) or which is cited to establish the publication date of another citation or other special reason (as specified)

"O" document referring to an oral disclosure, use, exhibition or other means

"P" document published prior to the international filing date but later than the priority date claimed

"T" later document published after the international filing date or priority date and not in conflict with the application but cited to understand the principle or theory underlying the invention

"X" document of particular relevance; the claimed invention cannot be considered novel or cannot be considered to involve an inventive step when the document is taken alone

"Y" document of particular relevance; the claimed invention cannot be considered to involve an inventive step when the document is combined with one or more other such documents, such combination being obvious to a person skilled in the art

"&" document member of the same patent family

Date of the actual completion of the international search

03 August 2005 (03.08.2005)

Date of mailing of the international search report

20 OCT 2005

Name and mailing address of the ISA/US

Mail Stop PCT, Attn: ISA/US
 Commissioner for Patents
 P.O. Box 1450
 Alexandria, Virginia 22313-1450

Facsimile No. (703) 305-3230

Authorized officer

KRISTA ZELE

Telephone No. (571) 272-7288

