



US00D764264S

(12) **United States Design Patent**
Goodman et al.

(10) **Patent No.:** **US D764,264 S**

(45) **Date of Patent:** **** Aug. 23, 2016**

(54) **TRIPLE HOOK**

(71) Applicant: **Spectrum Diversified Designs, Inc.**,
Streetsboro, OH (US)

(72) Inventors: **Sheldon H. Goodman**, Solon, OH (US);
Phaysouk Xayoiphonh, Akron, OH
(US); **Jennifer Case**, Middleburg Hts.,
OH (US)

(73) Assignee: **Spectrum Diversified Designs, LLC**,
Streetsboro, OH (US)

(**) Term: **14 Years**

(21) Appl. No.: **29/507,590**

(22) Filed: **Oct. 29, 2014**

(51) **LOC (10) Cl.** **08-05**

(52) **U.S. Cl.**
USPC **D8/372**

(58) **Field of Classification Search**
USPC D8/372
CPC A47J 47/16; A47G 7/045; A47G 1/20
See application file for complete search history.

(56) **References Cited**

U.S. PATENT DOCUMENTS

D465,998 S * 11/2002 Goodman D6/566
D470,394 S * 2/2003 Harwanko D6/513

D479,796 S * 9/2003 Snell D8/372
D702,539 S * 4/2014 Goodman D8/370
D707,541 S * 6/2014 Goodman D8/372
D708,048 S * 7/2014 Goodman D8/372
D708,508 S * 7/2014 Goodman D8/370
D712,237 S * 9/2014 Collins D8/372

* cited by examiner

Primary Examiner — Holly Baynham

(74) *Attorney, Agent, or Firm* — Benesch, Friendlander,
Coplan & Aronoff LLP


(57) **CLAIM**

What is claimed is the ornamental design for a triple hook, as
shown and described.

DESCRIPTION

FIG. 1 is a perspective view of a triple hook showing a new
design;
FIG. 2 is a front view of the triple hook of FIG. 1;
FIG. 3 is a side view of the triple hook of FIG. 1;
FIG. 4 is a rear view of the triple hook of FIG. 1;
FIG. 5 is a top view of the triple hook of FIG. 1; and,
FIG. 6 is a bottom view of the triple hook of FIG. 1.
The components of the display shown in broken lines illus-
trate portions of the triple hook form no part of the claimed
design.

1 Claim, 3 Drawing Sheets






FIG 1




FIG 2

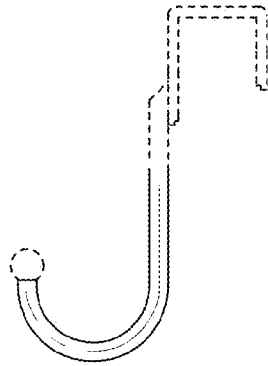


FIG 3

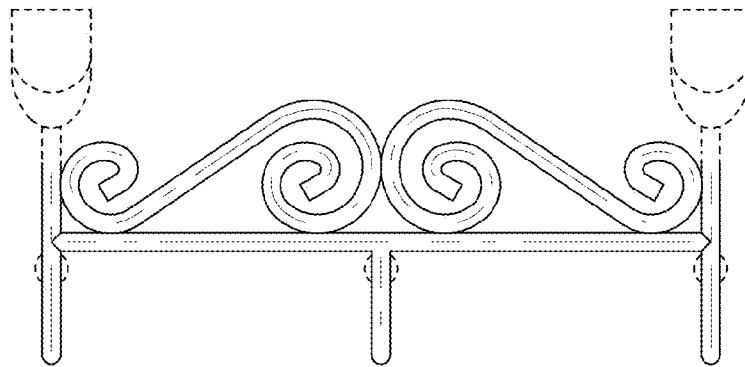


FIG 4

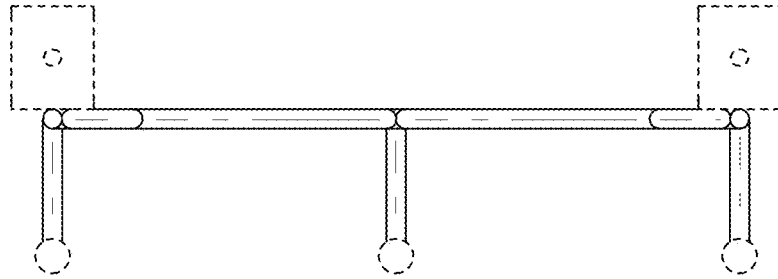


FIG 5

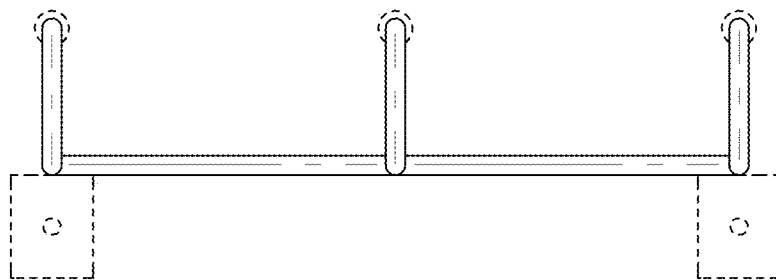


FIG 6