

**(12) STANDARD PATENT**  
**(19) AUSTRALIAN PATENT OFFICE**

(11) Application No. **AU 2013295924 B2**

(54) Title  
**Crystal form of cabazitaxel and preparation method thereof**

(51) International Patent Classification(s)  
**C07D 305/14** (2006.01) **A61P 35/00** (2006.01)  
**A61K 31/337** (2006.01)

(21) Application No: **2013295924** (22) Date of Filing: **2013.07.18**

(87) WIPO No: **WO14/015760**

(30) Priority Data

(31) Number	(32) Date	(33) Country
<b>201210259595.3</b>	<b>2012.07.25</b>	<b>CN</b>

(43) Publication Date: **2014.01.30**

(44) Accepted Journal Date: **2016.02.18**

(71) Applicant(s)  
**ChongQing Taihao Pharmaceutical Co., Ltd.**

(72) Inventor(s)  
**Li, Jing;Yao, Quanxing**

(74) Agent / Attorney  
**Freehills Patent Attorneys, Level 43 101 Collins Street, Melbourne, VIC, 3000**

(56) Related Art  
**CN 102503913 A**  
**WO 2013/088335 A1**  
**CN 102060815 A**  
**WO 2013/080217 A2**  
**WO 2013/034979 A2**

## (12) 按照专利合作条约所公布的国际申请

(19) 世界知识产权组织  
国际局



(43) 国际公布日  
2014 年 1 月 30 日 (30.01.2014)

WIPO | PCT

(10) 国际公布号  
**WO 2014/015760 A1**

- (51) 国际专利分类号:  
*C07D 305/14* (2006.01) *A61P 35/00* (2006.01)  
*A61K 31/337* (2006.01)
- (21) 国际申请号: PCT/CN2013/079575
- (22) 国际申请日: 2013 年 7 月 18 日 (18.07.2013)
- (25) 申请语言: 中文
- (26) 公布语言: 中文
- (30) 优先权:  
201210259595.3 2012 年 7 月 25 日 (25.07.2012) CN
- (71) 申请人: 重庆泰豪制药有限公司 (CHONGQING TAIHAO PHARMACEUTICAL CO.,LTD.) [CN/CN];  
中国重庆市九龙坡区二郎创业路 105 号 C-3,  
Chongqing 400039 (CN)。
- (72) 发明人: 李靖 (LI, Jing); 中国重庆市九龙坡区二郎  
创业路 105 号 C-3, Chongqing 400039 (CN)。
- (74) 代理人: 北京集佳知识产权代理有限公司  
(UNITALEN ATTORNEYS AT LAW); 中国北京市朝  
阳区建国门外大街 22 号赛特广场 7 层, Beijing  
100004 (CN)。

- (81) 指定国 (除另有指明, 要求每一种可提供的国家保  
护): AE, AG, AL, AM, AO, AT, AU, AZ, BA, BB, BG,  
BH, BN, BR, BW, BY, BZ, CA, CH, CL, CN, CO, CR,  
CU, CZ, DE, DK, DM, DO, DZ, EC, EE, EG, ES, FI, GB,  
GD, GE, GH, GM, GT, HN, HR, HU, ID, IL, IN, IS, JP,  
KE, KG, KN, KP, KR, KZ, LA, LC, LK, LR, LS, LT, LU,  
LY, MA, MD, ME, MG, MK, MN, MW, MX, MY, MZ,  
NA, NG, NI, NO, NZ, OM, PA, PE, PG, PH, PL, PT, QA,  
RO, RS, RU, RW, SC, SD, SE, SG, SK, SL, SM, ST, SV,  
SY, TH, TJ, TM, TN, TR, TT, TZ, UA, UG, US, UZ, VC,  
VN, ZA, ZM, ZW。
- (84) 指定国 (除另有指明, 要求每一种可提供的地区保  
护): ARIPO (BW, GH, GM, KE, LR, LS, MW, MZ, NA,  
RW, SD, SL, SZ, TZ, UG, ZM, ZW), 欧亚 (AM, AZ,  
BY, KG, KZ, RU, TJ, TM), 欧洲 (AL, AT, BE, BG, CH,  
CY, CZ, DE, DK, EE, ES, FI, FR, GB, GR, HR, HU, IE,  
IS, IT, LT, LU, LV, MC, MK, MT, NL, NO, PL, PT, RO,  
RS, SE, SI, SK, SM, TR), OAPI (BF, BJ, CF, CG, CI, CM,  
GA, GN, GQ, GW, KM, ML, MR, NE, SN, TD, TG)。

### 本国际公布:

- 包括国际检索报告(条约第 21 条(3))。

(54) Title: CRYSTAL FORM OF CABAZITAXEL AND PREPARATION METHOD THEREOF

(54) 发明名称: 卡巴他赛的结晶形式及其制备方法

(57) Abstract: The present invention relates to the field of medical chemistry, and discloses a preparation method for three crystal forms of cabazitaxel, that is, ester compound crystalline form J of cabazitaxel, hydrate crystalline form G of cabazitaxel and crystalline form I of cabazitaxel, and a novel crystalline form of cabazitaxel. The novel crystalline form of cabazitaxel according to the invention has good stability and good solubility in commonly used solvents, and is easy to be preserved and is stable under treatment during preparation of dosage forms, thus could be used for the preparation of drugs for treating prostate cancer.

(57) 摘要: 本发明涉及药物化学领域, 公开了卡巴他赛的三种结晶形式即卡巴他赛的酯合物形式晶型 J、卡巴他赛的水合物形式晶型 G 以及卡巴他赛晶型 I, 以及卡巴他赛的新的结晶形式的制备方法。本发明所述卡巴他赛新晶型具有良好稳定性以及在常用溶剂中有较好溶解性, 便于储存和制备制剂剂型时处理的稳定性, 因此可用于制备治疗前列腺癌的药物。



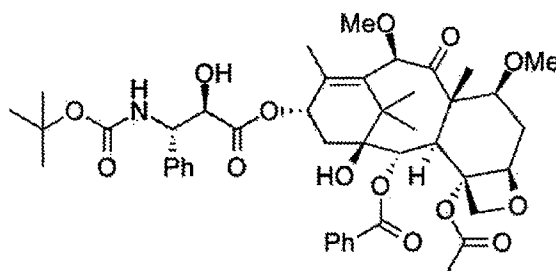
WO 2014/015760 A1

**CRYSTAL FORM OF CABAZITAXEL AND PREPARATION METHOD THEREOF****FIELD OF THE INVENTION**

5        The present invention relates to the field of medical chemistry, and in particular to a novel crystalline form of Cabazitaxel and preparation method thereof.

**BACKGROUND OF THE INVENTION**

10       Cabazitaxel, 4-acetoxy-2 $\alpha$ -benzoyloxy-5 $\beta$ ,20-epoxy-1-hydroxy-7 $\beta$ ,10 $\beta$ -dimethoxy-9-oxo-11-taxadiene-13 $\alpha$ -yl (2R,3S)-3-tert-butoxycarbonylamino-2-hydroxy-3-phenyl-propionate, has the structure as represented by formula (I):



I

15       Cabazitaxel is a semi-synthetic taxoid small molecule compound developed by Sanofi-aventis, France. It is a second line treatment for prostate cancer and is approved to be marketed in America in June, 2010.

20       Cabazitaxel has similar anti-cancer mechanism and feature with docetaxel, both are anti-microtubule drugs. The binding of Cabazitaxel to tubulin promotes the assembly of tubulin into microtubules and simultaneously inhibits disassembly, and thereby stabilizing microtubule dynamics, and in turn, blocking mitosis and interphase cellular functions. Cabazitaxel is used for a patient with advanced prostate cancer who does not respond to docetaxel and even with worsened condition. It is a leading choice for the treatment of advanced, hormone-refractory prostate cancer. Cabazitaxel injection solution is used in combination with prednisone for treatment of patients with metastatic hormone-refractory prostate cancer (mHRPC) previously treated with a docetaxel-containing regimen.

25       Crystalline form is one of the influential factors that affect the quality, therapeutic efficacy and processing property of a medicine. Polymorphism refers to the occurrence of two

or more types of molecular conformation of a same compound by controlling the formation condition, and thereby forming different solid crystalline forms. Polymorphism, which is common in the development of a medicine, is an influential factor for the quality of a pharmaceutical product. Different crystalline forms of a same compound exhibit the same composition, but different crystalline microscopic structures. Thus, polymorphs of a compound can differ in morphologic appearance, physicochemical properties and biological activity. These properties directly influence processing property, stability, solubility and bioavailability, and in turn, quality, safety, efficacy and application of a medicine. Therefore, there is a need to comprehensively consider the polymorphism issue in the development of a pharmaceutical product.

Currently, Cabazitaxel is known to give rise to a variety of crystalline forms. Patent WO2005/028462 identifies and characterizes a crystalline form A of Cabazitaxel, i.e., the acetone solvate of 4-acetoxy-2 $\alpha$ -benzoyloxy-5 $\beta$ ,20-epoxy-1-hydroxy-7 $\beta$ ,10 $\beta$ -dimethoxy-9-oxo-11-taxadiene-13 $\alpha$ -yl (2R,3S)-3-tert-butoxycarbonylamino-2-hydroxy-3-phenylpropionate. Patent WO2009/115655 identifies and characterizes anhydrate forms B, C, D, E and F, ethanolate forms B, D and E, ethanol/water hetero-solvate F, monohydrate form C and dihydrate form C of Cabazitaxel.

### **SUMMARY OF THE INVENTION**

In view of the above, in one aspect, the present invention seeks to study, discover and provide a novel crystalline form of Cabazitaxel and the preparing method thereof by crystallinelography.

First, the present invention studies, discovers and provides three crystalline forms of Cabazitaxel by crystallinelography, that is, crystalline form J of Cabazitaxel esterate, crystalline form G of Cabazitaxel hydrate and crystalline form I of Cabazitaxel.

A novel crystalline form of Cabazitaxel may be studied and characterized by, for example, the internationally recognized X-ray powder diffraction (XRPD) in accordance with the present invention. For example, the following condition may be used: Instrument: RIGAKU TTR III X-ray powder diffractometer; Measurement: Cu/K-alpha1 (target), 40KV-200 mA (operating voltage and current), I (max)=2244, 2 $\theta$ =5-60° (scan range), 0.005/0.06sec. (scan speed),  $\lambda$ =1.54056.

—3/20—

According to an aspect of the present invention, a crystalline form J of Cabazitaxel esterate is provided. In one embodiment, the crystalline form J of Cabazitaxel esterate can be characterized by an X-ray powder diffraction pattern having peaks at  $2\theta$  of about 7.9, 8.5, 10.1, 12.6, 14.0, 15.0, 15.8, 17.3, 19.4, 20.1 and 22.4 degrees. Preferably, the corresponding peak intensities are 100.0, 7.9, 21.6, 14.1, 33.7, 26.5, 23.3, 19.1, 23.3, 37.4 and 18.6. More preferably, the X-ray powder diffraction pattern is shown in FIG. 1.

In another embodiment, the present invention further studies and characterizes a novel crystalline form of Cabazitaxel with infrared spectrometry (IR). For example, the following condition may be used: Instrument: BRUKER TENSOR27 Fourier Transform Infrared Spectrometer (Bruker, German); Measurement: KBr disk, spectrum range:  $400\text{ cm}^{-1}$ - $4000\text{ cm}^{-1}$ , resolution:  $4\text{ cm}^{-1}$ .

Preferably, an infrared spectrum pattern for the crystalline form J of Cabazitaxel esterate provided by the present invention is shown in FIG. 2.

In another embodiment, other analysis technologies known in the art may be used to characterize the crystalline form J. For example, the crystalline form J of Cabazitaxel esterate can be characterized by a thermogravimetric analysis (TGA) pattern as shown in FIG. 3, and by a differential scanning calorimetry (DSC) pattern as shown in FIG. 4.

According to another aspect of the present invention, a crystalline form G of Cabazitaxel hydrate is provided. In one embodiment, the hydrate crystalline form G can be characterized by a powder X-ray diffraction pattern having peaks at  $2\theta$  of about 4.5, 8.5, 8.9, 11.1, 12.4, 13.9, 15.4, 17.7 and 19.3 degrees. Preferably, the corresponding peak intensities are 19.0, 42.1, 100, 36.5, 9.2, 26.5, 19.8, 41.8 and 25.3. More preferably, the X-ray powder diffraction pattern is shown in FIG. 5.

In another embodiment, an infrared spectrum pattern for the crystalline form G of Cabazitaxel hydrate is shown in FIG. 6, a thermogravimetric analysis (TGA) pattern is shown in FIG. 7, and a differential scanning calorimetry (DSC) pattern is shown in FIG. 8.

According to another aspect of the present invention, a crystalline form I of Cabazitaxel is further provided. In one embodiment, the crystalline form I can be characterized by an X-ray powder diffraction pattern having peaks at  $2\theta$  of about 7.4, 7.8, 8.9, 10.1, 14.4, 15.0, 15.7, 17.7, 19.6 and 23.5 degrees. Preferably, the corresponding peak intensities are 20.1, 100,

—4/20—

13.1, 11.5, 44.2, 10.7, 10.2, 17.7, 24.4 and 16.4. More preferably, the powder X-ray diffraction pattern is shown in FIG. 9.

In another embodiment, an infrared spectrum pattern for a crystalline form I of Cabazitaxel is shown in FIG. 10.

5 It should be noted that, in terms of the powder X-ray diffraction peaks of the crystalline forms above,  $2\theta$  of the powder X-ray diffraction pattern may give rise to a slightly change between one machine and another, as well as one sample and another. The numerical values thereof may differ by about one unit, or about 0.8 unit, or about 0.5 unit, or about 0.3 unit, or about 0.1 unit. Thus, the given numerical values should not be considered as absolute.

10 The experimental results indicate that, the crystalline form J of Cabazitaxel esterate, the crystalline form G of Cabazitaxel hydrate and crystalline form I of Cabazitaxel have good property in terms of solubility, and thereby have high bioavailability.

According to a further aspect of the present invention, a process for the preparation of a novel crystalline form of Cabazitaxel in an industrial scale is provided.

15 In one embodiment, the present invention provides a method for preparing a crystalline form J of Cabazitaxel esterate, comprising: dissolving Cabazitaxel in an ester compound with 1 to 6 carbon atoms, and crystallizing from the solution to thereby obtain the crystalline form J of Cabazitaxel esterate.

Preferably, a method for preparing a crystalline form J of Cabazitaxel esterate comprises:  
20 dissolving Cabazitaxel in an ester compound with 1 to 6 carbon atoms, followed by concentrating, crystallizing, suction filtrating and cake drying to thereby obtain the crystalline form J of Cabazitaxel esterate.

More preferably, the concentrating is performed till viscous or a suitable amount of crystalline precipitated. Then, crystallizing at low temperature, suction filtering and cake  
25 drying by heating are performed to obtain the crystalline form J of Cabazitaxel esterate.

In a preferred embodiment, in the method for preparing a crystalline form J of Cabazitaxel esterate, the amount of an ester compound with 1 to 6 carbon atoms used, expressed in g/mL, is preferably 1 to 50 times greater than Cabazitaxel. That is, 1 to 50 mL of an ester compound with 1 to 6 carbon atoms is added for per g Cabazitaxel. An amount of 20  
30 to 30 times greater than Cabazitaxel is more preferred.

— 5/20 —

In another preferred embodiment, in the method for preparing a crystalline form J of Cabazitaxel esterate, the ester compound with 1 to 6 carbon atoms is methyl formate, ethyl acetate or diethyl malonate, more preferably, ethyl acetate or methyl formate.

In another embodiment, the present invention provides a method for preparing a crystalline form G of Cabazitaxel hydrate, comprising: dissolving Cabazitaxel in halogenated alkanes with 1 to 5 carbon atoms or alcohol compounds with 1 to 4 carbon atoms and adding water, or dissolving Cabazitaxel in a mixture of halogenated alkanes with 1 to 5 carbon atoms and water or a mixture of alcohol compounds with 1 to 4 carbon atoms and water; and crystallizing from the solution to thereby obtain the crystalline form G of Cabazitaxel hydrate.

10 The step of dissolving Cabazitaxel in a mixture of halogenated alkanes with 1 to 5 carbon atoms and water or a mixture of alcohol compounds with 1 to 4 carbon atoms and water refers to, firstly, mixing halogenated alkanes with 1 to 5 carbon atoms or alcohol compounds with 1 to 4 carbon atoms with water, and then, dissolving Cabazitaxel in the mixture.

Preferably, a method for preparing a crystalline form G of Cabazitaxel hydrate comprises:

15 dissolving Cabazitaxel in halogenated alkanes with 1 to 5 carbon atoms or alcohol compounds with 1 to 4 carbon atoms and adding water, or dissolving Cabazitaxel in a mixture of halogenated alkanes with 1 to 5 carbon atoms and water or a mixture of alcohol compounds with 1 to 4 carbon atoms and water; followed by crystallizing, suction filtering and cake drying to thereby obtain the crystalline form G of Cabazitaxel hydrate.

20 More preferably, the crystallizing is performed at low temperature. The cake drying is performed by heating.

In a preferred embodiment, in the method for preparing a crystalline form G of Cabazitaxel hydrate, the amount of the halogenated alkanes with 1 to 5 carbon atoms or alcohol compounds with 1 to 4 carbon atoms used, expressed in g/mL, is preferably 5 to 40 times greater than Cabazitaxel. That is, 5 to 40 mL of halogenated alkanes with 1 to 5 carbon atoms or alcohol compounds with 1 to 4 carbon atoms are added for per g Cabazitaxel. An amount of 8 to 20 times greater than Cabazitaxel is more preferred.

25

In another preferred embodiment, in the method for preparing a crystalline form G of Cabazitaxel hydrate, the amount of water used, expressed in g/mL, is preferably 10 to 40 times greater than Cabazitaxel. That is, 10 to 40 mL of water is added for per g Cabazitaxel. An amount of 20 to 30 times greater than Cabazitaxel is more preferred.

30

—6/20—

In another preferred embodiment, in the method for preparing a crystalline form G of Cabazitaxel hydrate, the halogenated alkanes with 1 to 5 carbon atoms are preferably methylene chloride, trichloromethane, dichloroethane, trichloroethane, chloropropane or chlorobutane, more preferably, methylene chloride or trichloromethane.

5 In another preferred embodiment, in the method for preparing a crystalline form G of Cabazitaxel hydrate, the alcohol compounds with 1 to 4 carbon atoms are preferably methanol, ethanol, propanol or isopropanol, more preferably, methanol or ethanol.

10 In another embodiment, the present invention provides a method for preparing a crystalline form I of Cabazitaxel, comprising: dissolving Cabazitaxel in methylene chloride and adding cyclohexane, or dissolving Cabazitaxel in a mixture of methylene chloride and cyclohexane; and crystallizing from the solution to thereby obtain the crystalline form I of Cabazitaxel. The step of dissolving Cabazitaxel in a mixture of methylene chloride and cyclohexane refers to, firstly, mixing methylene chloride and cyclohexane, and then, dissolving Cabazitaxel in the mixture.

15 Preferably, a method for preparing a crystalline form I of Cabazitaxel comprises: dissolving Cabazitaxel in methylene chloride and adding cyclohexane, or dissolving Cabazitaxel in a mixture of methylene chloride and cyclohexane; followed by crystallizing, suction filtering and cake drying to thereby obtain the crystalline form I of Cabazitaxel.

20 More preferably, the crystallizing is performed at low temperature. The cake drying is performed by heating.

In a preferred embodiment, in the method for preparing a crystalline form I of Cabazitaxel, the amount of methylene chloride used, expressed in g/mL, is preferably 1 to 50 times greater than Cabazitaxel. That is, 1 to 50 mL of methylene chloride is added for per g Cabazitaxel. An amount of 5 to 20 times greater than Cabazitaxel is more preferred.

25 In another preferred embodiment, in the method for preparing a crystalline form I of Cabazitaxel, the amount of cyclohexane used, expressed in g/mL, is preferably 2 to 100 times greater than Cabazitaxel. That is, 2 to 100 mL of cyclohexane is added for per g Cabazitaxel. An amount of 10 to 40 times greater than Cabazitaxel is more preferred.

30 In a preferred embodiment of the present invention, the crystalline form J of Cabazitaxel esterate, the crystalline form G of Cabazitaxel hydrate and the crystalline form I of



—7/20—

Cabazitaxel are prepared by crystallizing at low temperature, suction filtrating and cake drying by heating.

Wherein, the temperature for crystallizing at low temperature is preferably -20 to 35°C, more preferably, -10 to 10°C.

5        Moreover, the temperature for the cake drying by heating is preferably 30 to 100°C, more preferably, 50 to 60°C.

10        The novel crystalline forms of Cabazitaxel according to the present invention has good stability and good solubility in commonly used solvents, and is easy to be preserved and is stable under treatment during preparation of dosage forms, thus could be used for the preparation of a medicament for treating prostate cancer.

The novel crystalline form of Cabazitaxel according to the present invention has good stability and solubility, allowing it to be further formulated into a suitable dosage form.

#### **BRIEF DESCRIPTION OF THE DRAWINGS**

15        Figure 1 shows an X-ray powder diffraction pattern for crystalline form J of Cabazitaxel solvate with ethyl acetate provided by example 1 of the present invention, which is obtained by irradiation with cooper K $\alpha$  ray. In the X-ray powder diffraction pattern, the ordinate represents diffraction intensity expressed in counts per second (cps), and the abscissa represents diffraction angle 2 $\theta$  expressed in degree;

20        Figure 2 shows an infrared spectrum pattern for crystalline form J of Cabazitaxel solvate with ethyl acetate provided by example 1 of the present invention. The ordinate represents light transmittance (T) expressed in percentage (%), and the abscissa represents wave number expressed in cm<sup>-1</sup>;

25        Figure 3 shows a thermogravimetric analysis (TGA) pattern for crystalline form J of Cabazitaxel solvate with ethyl acetate provided by example 1 of the present invention. The ordinate represents weight (mg) expressed in percentage (%), and the abscissa represents temperature expressed in °C;

Figure 4 shows a differential scanning calorimetry (DSC) pattern for crystalline form J of Cabazitaxel solvate with ethyl acetate provided by example 1 of the present invention. The

—8/20—

ordinate represents rate for heat flow expressed in cal/sec, and the abscissa represents temperature expressed in °C;

Figure 5 shows an X-ray powder diffraction pattern for crystalline form G of Cabazitaxel hydrate provided by example 3 of the present invention, which is obtained by irradiation with  
5 cooper K $\alpha$  ray. In the X-ray powder diffraction pattern, the ordinate represents diffraction intensity expressed in counts per second (cps), and the abscissa represents diffraction angle  $2\theta$  expressed in degree;

Figure 6 shows an infrared spectrum pattern for crystalline form G of Cabazitaxel hydrate provided by example 3 of the present invention. The ordinate represents light  
10 transmittance (T) expressed in percentage (%), and the abscissa represents wave number expressed in  $\text{cm}^{-1}$ ;

Figure 7 shows a thermogravimetric analysis (TGA) pattern for crystalline form G of Cabazitaxel hydrate provided by example 3 of the present invention. The ordinate represents weight (mg) expressed in percentage (%), and the abscissa represents temperature expressed  
15 in °C;

Figure 8 shows a differential scanning calorimetry (DSC) pattern for crystalline form G of Cabazitaxel hydrate provided by example 3 of the present invention. The ordinate represents rate for heat flow expressed in cal/sec, and the abscissa represents temperature expressed in °C;

Figure 9 shows an X-ray powder diffraction pattern for crystalline form I of Cabazitaxel provided by example 6 of the present invention, which is obtained by irradiation with cooper  
20 K $\alpha$  ray. In the powder X-ray diffraction pattern, the ordinate represents diffraction intensity expressed in counts per second (cps), and the abscissa represents diffraction angle  $2\theta$  expressed in degree;

Figure 10 shows an infrared spectrum pattern for crystalline form I of Cabazitaxel provided by example 6 of the present invention. The ordinate represents light transmittance (T)  
25 expressed in percentage (%), and the abscissa represents wave number expressed in  $\text{cm}^{-1}$ .

## **DETAILED EMBODIMENTS**

30 The embodiments and examples of the present invention disclose a novel crystalline

—9/20—

form of Cabazitaxel and the preparation method thereof, as well as the experimental data on the novel crystalline form of Cabazitaxel in terms of improving solubility and stability, respectively. In light of the present disclosure, those skilled in the art may suitably modify the process parameters to implement the present invention. It should be noted that, although the invention has been described with reference to certain specific embodiments, various modifications or combinations thereof will be apparent to those skilled in the art without departing from the spirit and scope of the invention. All such modifications as would be apparent to one skilled in the art are intended to be included within the scope of the present invention.

In order to further understand the present invention, the present invention is illustrated in detail in combination with the following embodiments and examples.

#### Example 1

Cabazitaxel (10 g) was added to ethyl acetate (300 mL). The mixture was heated to dissolve, concentrated till a small amount of crystalline precipitated. Then, the mixture was allowed to stand overnight for crystallization at 0 to 5°C, suction filtered, and the cake was dried under vacuum at a temperature of 50 to 60°C, to yield crystalline form J of Cabazitaxel solvate with ethyl acetate (9.4 g). The purity as measured by HPLC was  $\geq 99.76\%$ . The ethyl acetate residue as measured by GC was 95000 ppm. The X-ray powder diffraction pattern, infrared spectrum pattern, TGA pattern and DSC pattern thereof are shown in FIGS. 1, 2, 3 and 4, respectively.

#### Example 2

Cabazitaxel (10 g) was added to methyl formate (300 mL). The mixture was heated to dissolve, concentrated till a small amount of crystalline precipitated. Then, the mixture was allowed to stand overnight for crystallization at -20°C, suction filtered, and the cake was dried under vacuum at a temperature of 100°C, to yield crystalline form J of Cabazitaxel solvate with methyl formate (9.0 g). The purity as measured by HPLC was  $\geq 99.78\%$ . The methyl formate residue as measured by GC was 85400 ppm.

#### Example 3

Cabazitaxel (5 g) was added to ethyl acetate (10 mL). The mixture was heated to dissolve, concentrated till a small amount of crystalline precipitated. Then, the mixture was

—10/20—

allowed to stand overnight for crystallization at 30 to 35°C, suction filtered, and the cake was dried under vacuum at a temperature of 30°C, to yield crystalline form J of Cabazitaxel solvate with ethyl acetate (4.4 g). The purity as measured by HPLC was  $\geq 99.79\%$ . The ethyl acetate residue as measured by GC was 93010 ppm.

5        Example 4

Cabazitaxel (5 g) was added to ethyl acetate (250 mL). The mixture was heated to dissolve, concentrated till a small amount of crystalline precipitated. Then, the mixture was allowed to stand overnight for crystallization at -20°C, suction filtered, and the cake was dried under vacuum at a temperature of 100°C, to yield crystalline form J of Cabazitaxel solvate  
10    with ethyl acetate (4.4 g). The purity as measured by HPLC was  $\geq 99.73\%$ . The ethyl acetate residue as measured by GC was 94286 ppm.

Example 5

Cabazitaxel (5 g) was added to ethanol (75 mL) while stirring to dissolve. Then, purified water (150 mL) was added quickly dropwise. After addition, the temperature of the  
15    mixture was allowed to decrease to 8°C, stand for 2h. Then, the mixture was filtered, and the cake was washed with purified water (200 mL) for a plurality of times, dried under reduced pressure at 60°C for 12h, to yield crystalline form G of Cabazitaxel hydrate as white crystalline (4.6 g). The purity as measured by HPLC was  $\geq 99.87\%$ . The moisture as measured by Karl Fischer method was 2.4%. The X-ray powder diffraction pattern, infrared spectrum  
20    pattern, TGA pattern and DSC pattern thereof are shown in FIGS.5, 6, 7 and 8, respectively.

Example 6

Cabazitaxel (3 g) was added to methanol (60 mL) while stirring to dissolve. Then, purified water (150 mL) was added quickly dropwise. After addition, the temperature of the mixture was allowed to decrease to 8°C, stand for 2h. Then, the mixture was filtered, and the  
25    cake was washed with purified water (200 mL) for a plurality of times, dried under reduced pressure at 60°C for 12h, to yield crystalline form G of Cabazitaxel hydrate as white crystalline (2.2 g). The purity as measured by HPLC was  $\geq 99.83\%$ . The moisture as measured by Karl Fischer method was 2.2%.

Example 7

30        Cabazitaxel (3 g) was added to isopropanol (90 mL) while stirring to dissolve. Then,

— 11/20 —

purified water (180 mL) was added quickly dropwise. After addition, the temperature of the mixture was allowed to decrease to 8°C, stand for 2h. Then, the mixture was filtered, and the cake was washed with purified water (200 mL) for a plurality of times, dried under reduced pressure at 60°C for 12h, to yield crystalline form G of Cabazitaxel hydrate as white crystalline (2.3 g). The purity as measured by HPLC was  $\geq 99.7\%$ . The moisture as measured by Karl Fischer method was 2.2%.

#### Example 8

Cabazitaxel (5 g) was added to methanol (250 mL) while stirring to dissolve. Then, purified water (625 mL) was added quickly dropwise. After addition, the temperature of the mixture was allowed to decrease to -5°C, stand for 2h. Then, the mixture was filtered, and the cake was washed with purified water (100 mL) for a plurality of times, dried under reduced pressure at 100°C for 12h, to yield crystalline form G of Cabazitaxel hydrate as white crystalline (4.2 g). The purity as measured by HPLC was  $\geq 99.81\%$ . The moisture as measured by Karl Fischer method was 2.1%.

#### Example 9

Cabazitaxel (5 g) was added to ethanol (250 mL) while stirring to dissolve. Then, purified water (625 mL) was added quickly dropwise. After addition, the temperature of the mixture was allowed to decrease to -5°C, stand for 2h. Then, the mixture was filtered, and the cake was washed with purified water (100 mL) for a plurality of times, dried under reduced pressure at 100°C for 5h, to yield crystalline form G of Cabazitaxel hydrate as white crystalline (4.3 g). The purity as measured by HPLC was  $\geq 99.83\%$ . The moisture as measured by Karl Fischer method was 2.4%.

#### Example 10

Cabazitaxel (5 g) was added to ethanol (10 mL) while stirring to dissolve. Then, purified water (25 mL) was added quickly dropwise. After addition, the mixture was allowed to stand for 5h at a temperature of 30-35°C. Then, the mixture was filtered, and the cake was washed with purified water (100 mL) for a plurality of times, dried under reduced pressure at 30°C for 24h, to yield crystalline form G of Cabazitaxel hydrate as white crystalline (4.3 g). The purity as measured by HPLC was  $\geq 99.83\%$ . The moisture as measured by Karl Fischer method was 2.4%.

## Example 11

Cabazitaxel (20 g) was dissolved in methylene chloride (200 mL). Then, cyclohexane (500 mL) was added to precipitate a crystalline. Then, the mixture was allowed to stand overnight for crystallization under 0 to 5°C, suction filtered, and the cake was dried under vacuum at a temperature of 50 to 60°C, to yield crystalline form I of Cabazitaxel (17 g). The purity as measured by HPLC was  $\geq 99.84\%$ . The X-ray powder diffraction pattern and infrared spectrum pattern thereof are shown in FIGS. 9 and 10, respectively.

## Example 12

Cabazitaxel (20 g) was dissolved in methylene chloride (1000 mL). Then, cyclohexane (2500 mL) was added to precipitate a crystalline. Then, the mixture was allowed to stand overnight for crystallization at 0 to 5°C, suction filtered, and the cake was dried under vacuum at a temperature of 50 to 60°C, to yield crystalline form I of Cabazitaxel (18 g). The purity as measured by HPLC was  $\geq 99.86\%$ .

## Example 13

Cabazitaxel (5 g) was dissolved in ethylene chloride (5 mL). Then, cyclohexane (10 mL) was added to precipitate a crystalline. Then, the mixture was allowed to stand overnight for crystallization at 30 to 35°C, suction filtered, and the cake was dried under vacuum at a temperature of 30°C, to yield crystalline form I of Cabazitaxel (4.1 g). The purity as measured by HPLC was  $\geq 99.83\%$ .

## Example 14

Cabazitaxel (5 g) was dissolved in isopropyl chloride (250 mL). Then, cyclohexane (500 mL) was added to precipitate a crystalline. Then, the mixture was allowed to stand overnight for crystallization at -20°C, suction filtered, and the cake was dried under vacuum at a temperature of 100°C, to yield crystalline form I of Cabazitaxel (4.4 g). The purity as measured by HPLC was  $\geq 99.78\%$ .

Solubility and Accelerated Stability Test for a Novel Crystalline Form of Cabazitaxel

## Example 1: Solubility Test for a Novel Crystalline Form of Cabazitaxel

The obtained results are summarized in the following table 1.

— 13/20 —

Table 1

Solvent	Solubility (mg/ml)		
	crystalline form J of Cabazitaxel	crystalline form G of Cabazitaxel	crystalline form I of Cabazitaxel
Ethanol	48	42	44
Methylene chloride	251	223	248
Tween 80	67	63	67

#### Example 2: Accelerated Stability Test for a Novel Crystalline Form of Cabazitaxel

1. The results for the accelerated stability test for crystalline form J of Cabazitaxel  
5 are summarized in table 2.

Table 2

Item	Time and results for the test				
	0 month	1 month	2 months	3 months	6 months
Moisture (%)	0.40%	0.44%	0.46%	0.50%	0.48%
The other maximum individual impurity (%)	0.08%	0.07%	0.07%	0.08%	0.08%
Total impurity (%)	0.25%	0.25%	0.28%	0.26%	0.28%
Content (%)	99.8%	99.7%	99.6%	99.6%	99.5%

2. The results for the accelerated stability test for crystalline form G of Cabazitaxel  
are summarized in table 3.

Table 3

— 14/20 —

Item	Time and results for the test				
	0 month	1 month	2 months	3 months	6 months
Moisture (%)	1.92%	1.96%	1.99%	2.03%	2.09%
The other maximum individual impurity (%)	0.05%	0.05%	0.05%	0.05%	0.05%
Total impurity (%)	0.17%	0.16%	0.17%	0.16%	0.16%
Content (%)	99.4%	99.4%	99.4%	99.3%	99.1%

3. The results for the accelerated stability test for crystalline form I of Cabazitaxel are summarized in table 4.

Table 4

Item	Time and results for the test				
	0 month	1 month	2 months	3 months	6 months
Moisture (%)	0.45%	0.47%	0.50%	0.54%	0.51%
The other maximum individual impurity (%)	0.06%	0.06%	0.05%	0.06%	0.06%
Total impurity (%)	0.21%	0.20%	0.20%	0.21%	0.22%
Content (%)	99.7%	99.6%	99.7%	99.6%	99.5%

5 The illustration for the examples above is intended merely to better illuminate the method of the present invention as well as its core concept. It should be noted that, various modifications and changes may be made to the invention by those skilled in the art which also fall within the scope of the invention as defined by the appended claims, without departing



from the principle of the present invention.

Reference to any prior art in the specification is not an acknowledgment or suggestion that this prior art forms part of the common general knowledge in any jurisdiction or that this prior art could reasonably be expected to be understood, regarded as relevant, and/or combined with other pieces of prior art by a skilled person in the art.

2013295924 13 Jan 2016

5

## CLAIMS

1. A crystalline form G of Cabazitaxel hydrate, wherein an X-ray powder diffraction pattern thereof has peaks at  $2\theta$  of about 4.5, 8.5, 8.9, 11.1, 12.4, 13.9, 15.4, 17.7 and 19.3 degrees.

2. The crystalline form G of Cabazitaxel hydrate according to claim 1, wherein the corresponding peak intensities thereof are 19.0, 42.1, 100, 36.5, 9.2, 26.5, 19.8, 41.8 and 25.3.

3. A method for preparing a crystalline form G of Cabazitaxel hydrate, comprising:

dissolving Cabazitaxel in halogenated alkanes with 1 to 5 carbon atoms or alcohol compounds with 1 to 4 carbon atoms, and adding water,

or

dissolving Cabazitaxel in a mixture of halogenated alkanes with 1 to 5 carbon atoms and water or a mixture of alcohol compounds with 1 to 4 carbon atoms and water; and

crystallizing from the solution to thereby obtain the crystalline form G of Cabazitaxel hydrate;

wherein the amount of water used, expressed in g/mL, is 10 to 40 times greater than Cabazitaxel.

4. The method according to claim 3, comprising:

dissolving Cabazitaxel in halogenated alkanes with 1 to 5 carbon atoms or alcohol compounds with 1 to 4 carbon atoms and adding water, or dissolving Cabazitaxel in a mixture of halogenated alkanes with 1 to 5 carbon atoms and water or a mixture of alcohol compounds with 1 to 4 carbon atoms and water, followed by crystallizing, suction filtrating and cake drying to thereby obtain the crystalline form G of Cabazitaxel hydrate.

5. The method according to claim 4, wherein the crystallizing is performed at low temperature, and the cake drying is performed by heating, wherein the temperature for crystallizing at low temperature is -20 to 35°C.

6. The method according to any one of claims 3 to 5, wherein the amount of the halogenated alkanes with 1 to 5 carbon atoms or alcohol compounds with 1 to 4 carbon atoms used, expressed in g/mL, is 5 to 40 times greater than Cabazitaxel.

7. The method according to any one of claims 3 to 6, wherein the halogenated alkanes with 1 to 5 carbon atoms are methylene chloride, trichloromethane, dichloroethane, trichloroethane, chloropropane or chlorobutane.

8. The method according to any one of claims 3 to 6, wherein the alcohol compound with 1 to 4 carbon atoms is methanol, ethanol, propanol or isopropanol.

9. The method according to claim 5, wherein the temperature for drying by heating is 30 to 100°C.

10. Use of the crystalline form G of Cabazitaxel hydrate according to claims 1 or claim 2 in the manufacture of a medicament for the treatment of hormone-refractory prostate cancer.

11. A method of treating hormone-refractory prostate cancer comprising administering to a patient in need thereof the crystalline form G of Cabazitaxel hydrate according to claim 1 or claim 2.

—1/6—

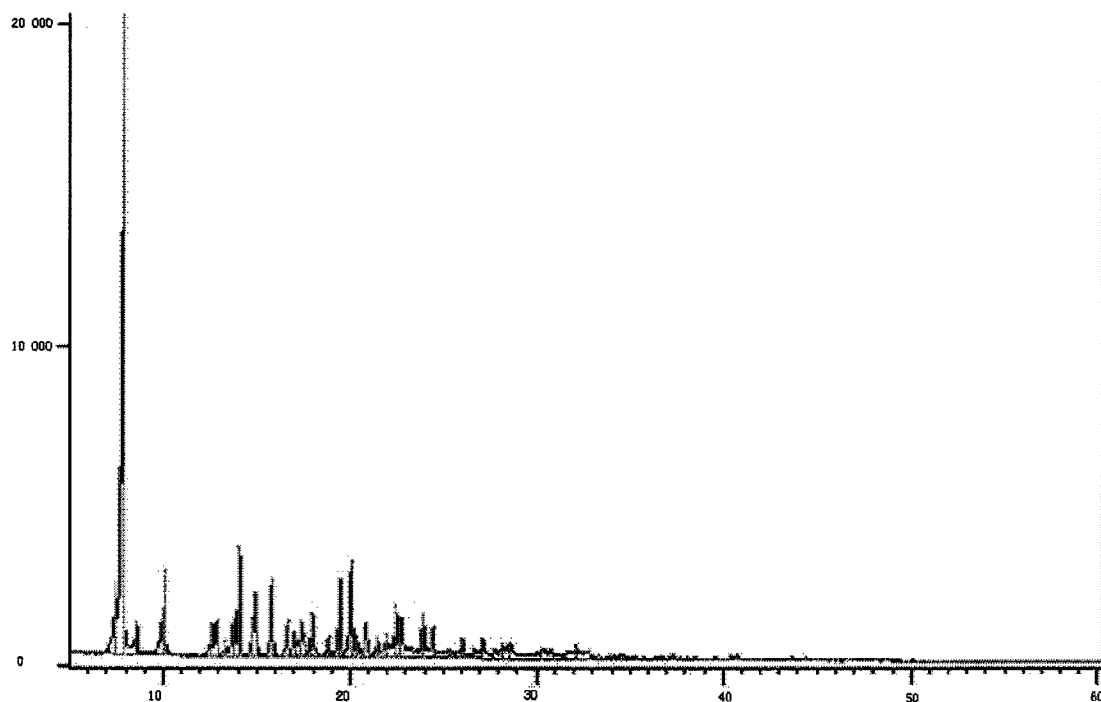


FIG 1

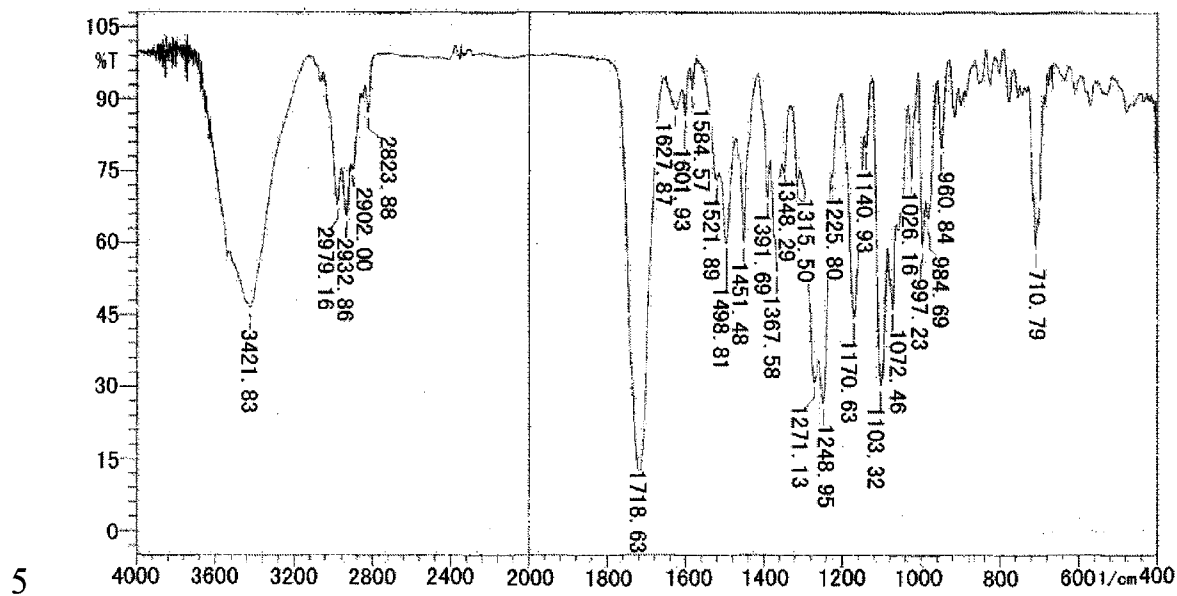


FIG 2

-2/6-

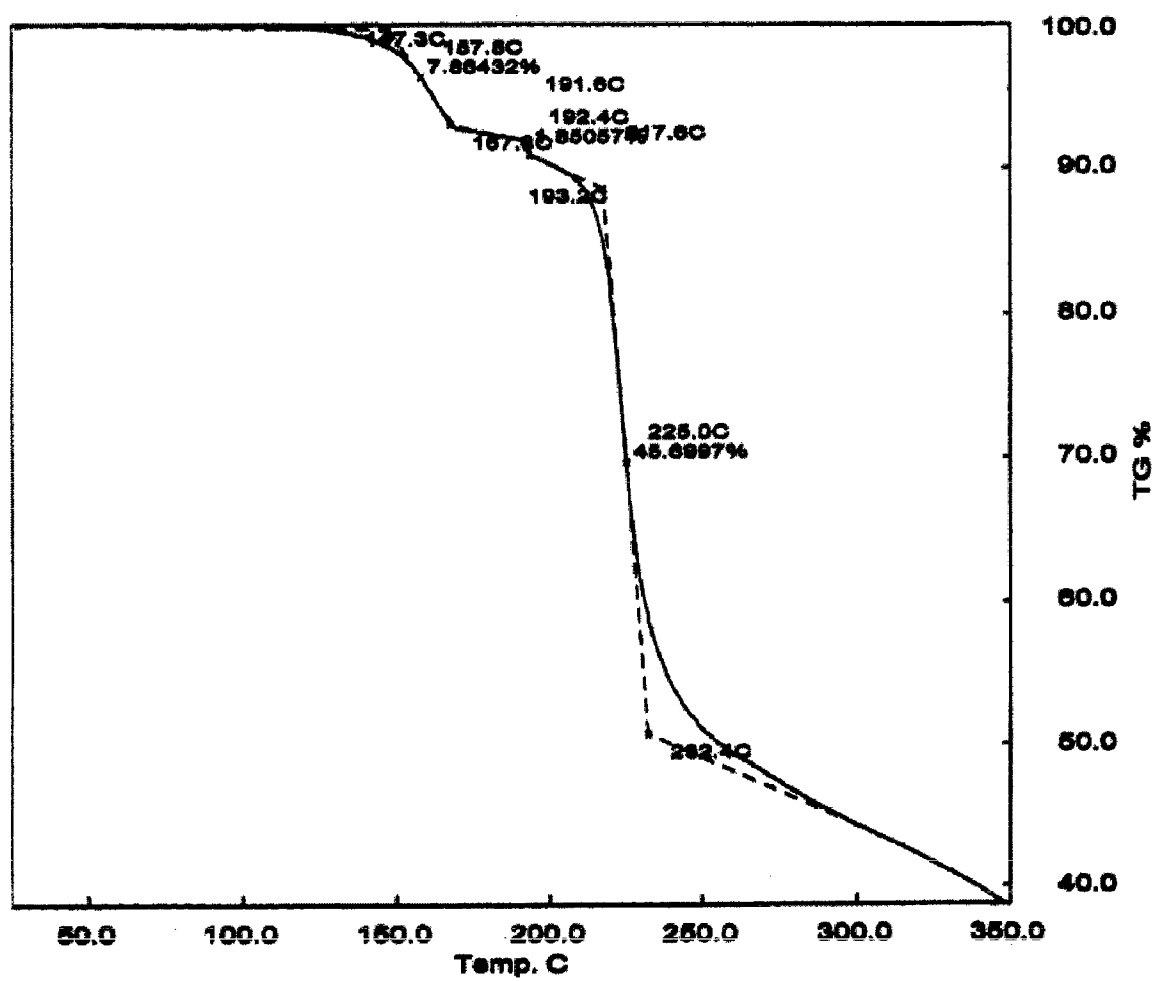


FIG. 3

-3/6-

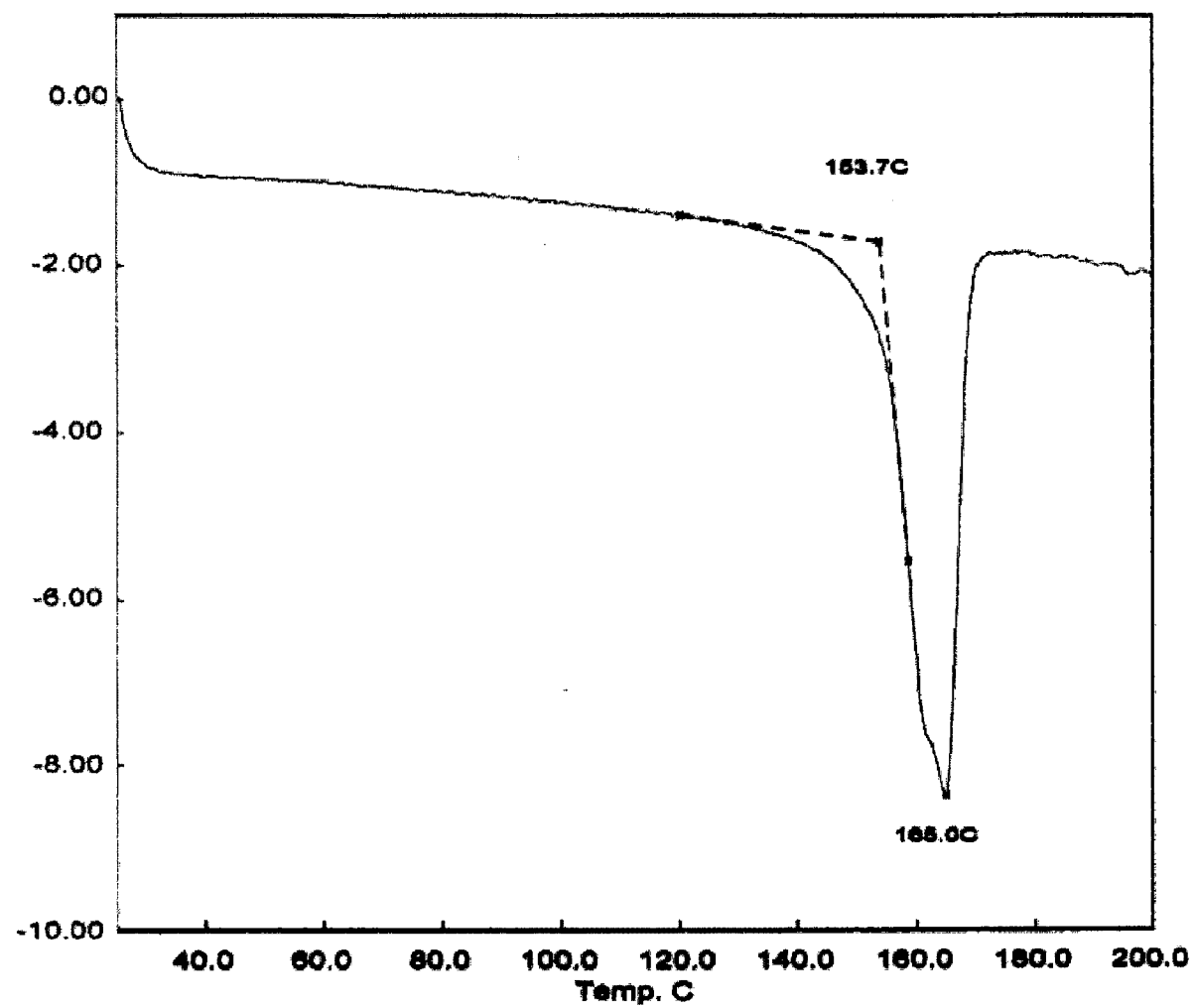
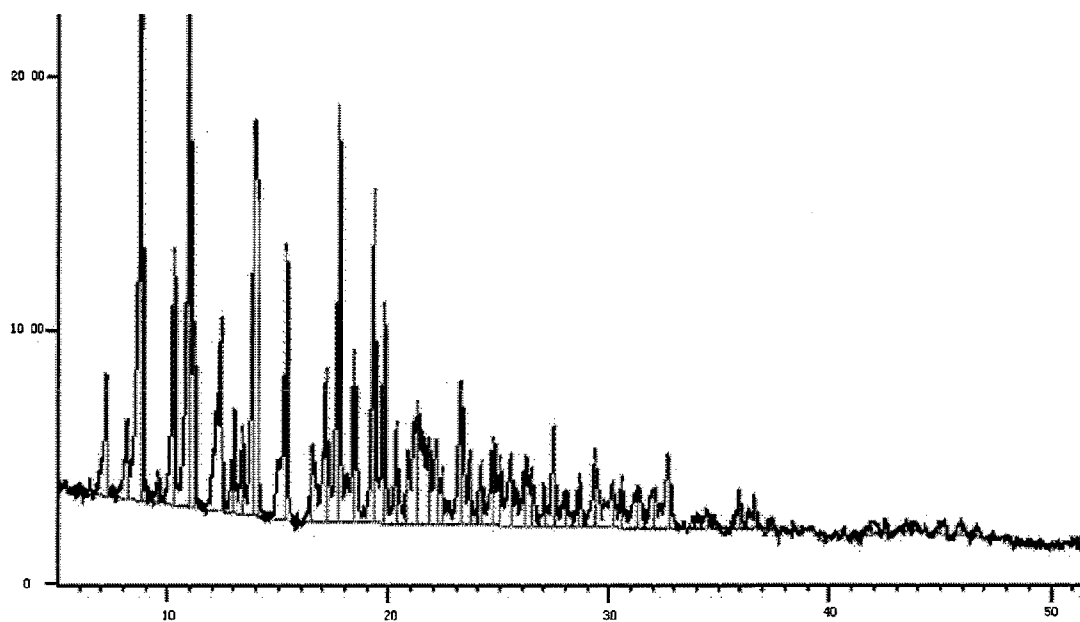


FIG. 4

-4/6-



5

FIG. 5

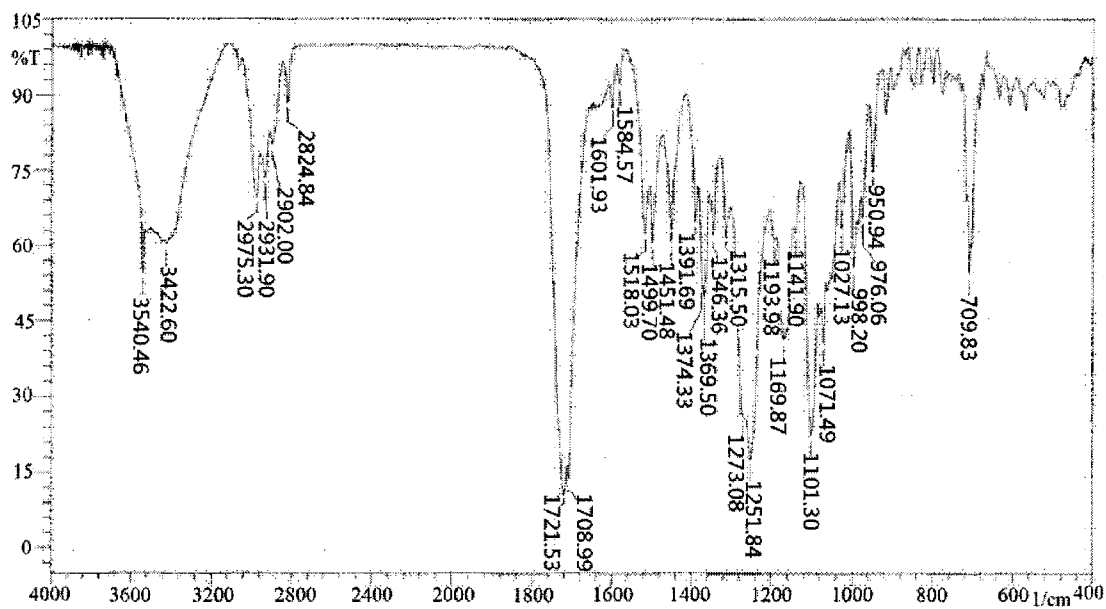


FIG. 6

-5/6-

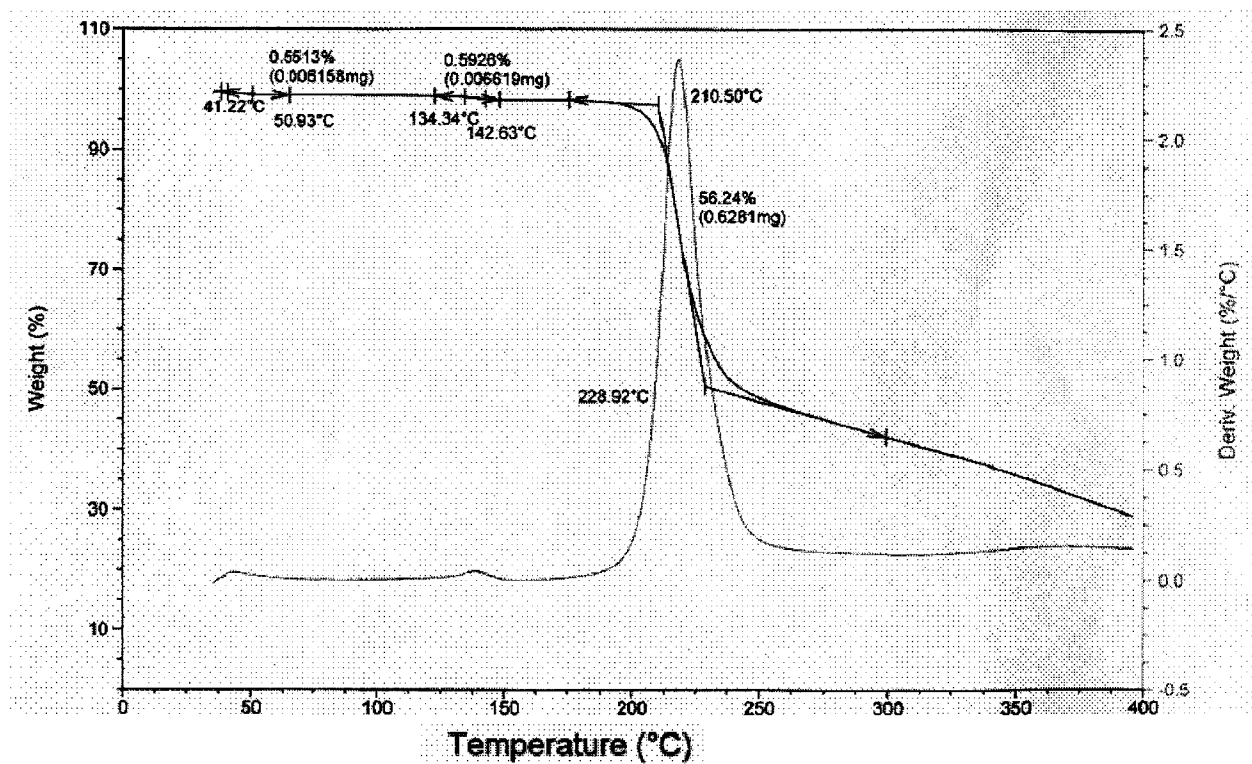
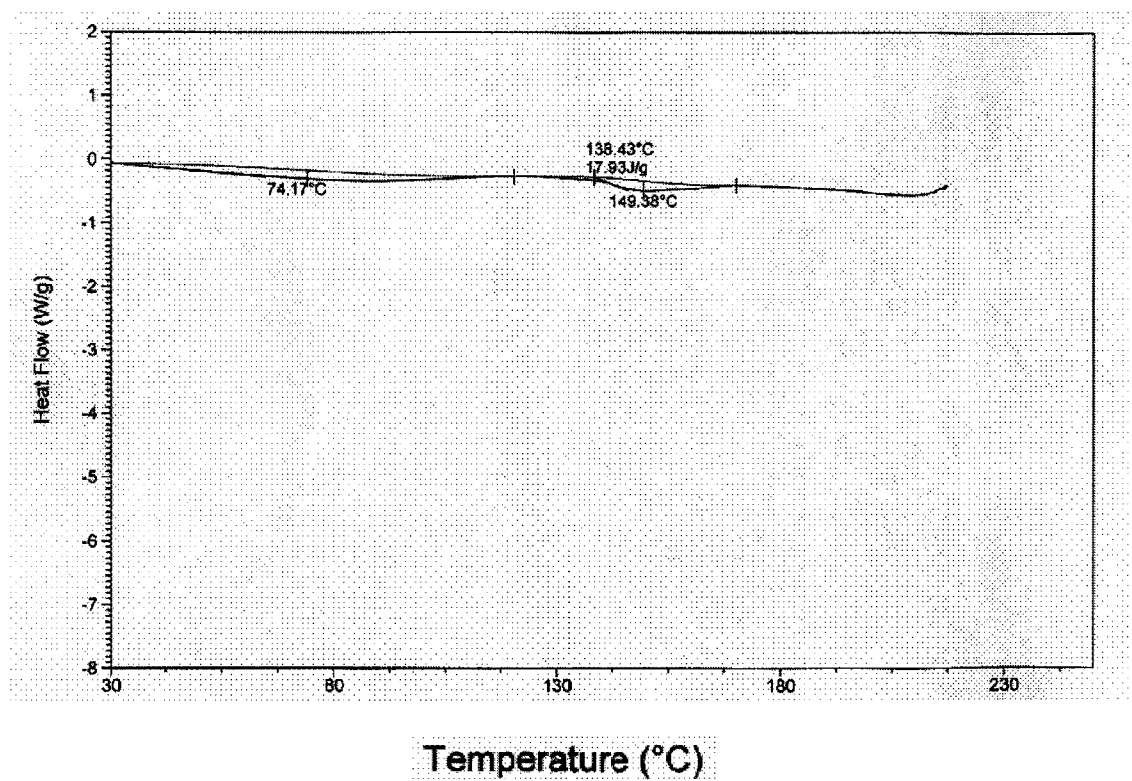


FIG. 7



5

FIG. 8



—6/6—

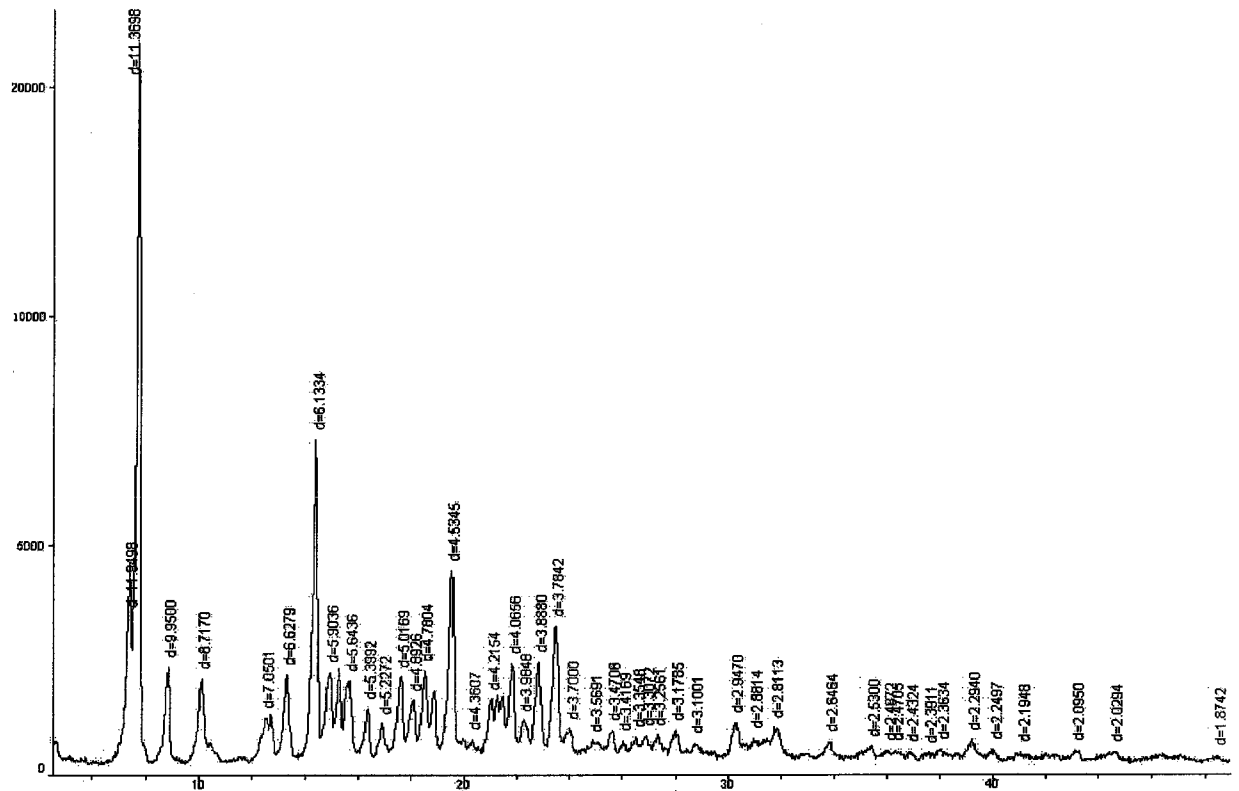


FIG. 9

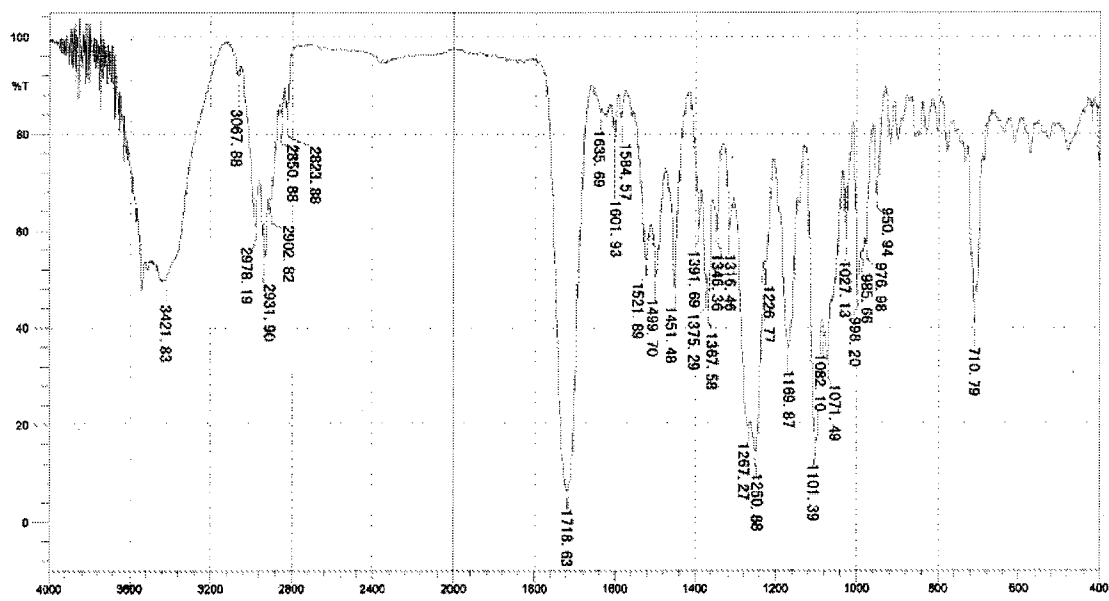


FIG. 10