



US 20050099711A1

(19) **United States**

(12) **Patent Application Publication**
Binfet

(10) **Pub. No.: US 2005/0099711 A1**

(43) **Pub. Date: May 12, 2005**

(54) **MAGNESIUM MIRROR BASE WITH
COUNTERMEASURES FOR GALVANIC
CORROSION**

Publication Classification

(51) **Int. Cl.⁷ G02B 5/08; G02B 7/182**

(52) **U.S. Cl. 359/879; 359/870**

(75) **Inventor: Michael Binfet, Bellefontaine, OH (US)**

(57) **ABSTRACT**

Correspondence Address:

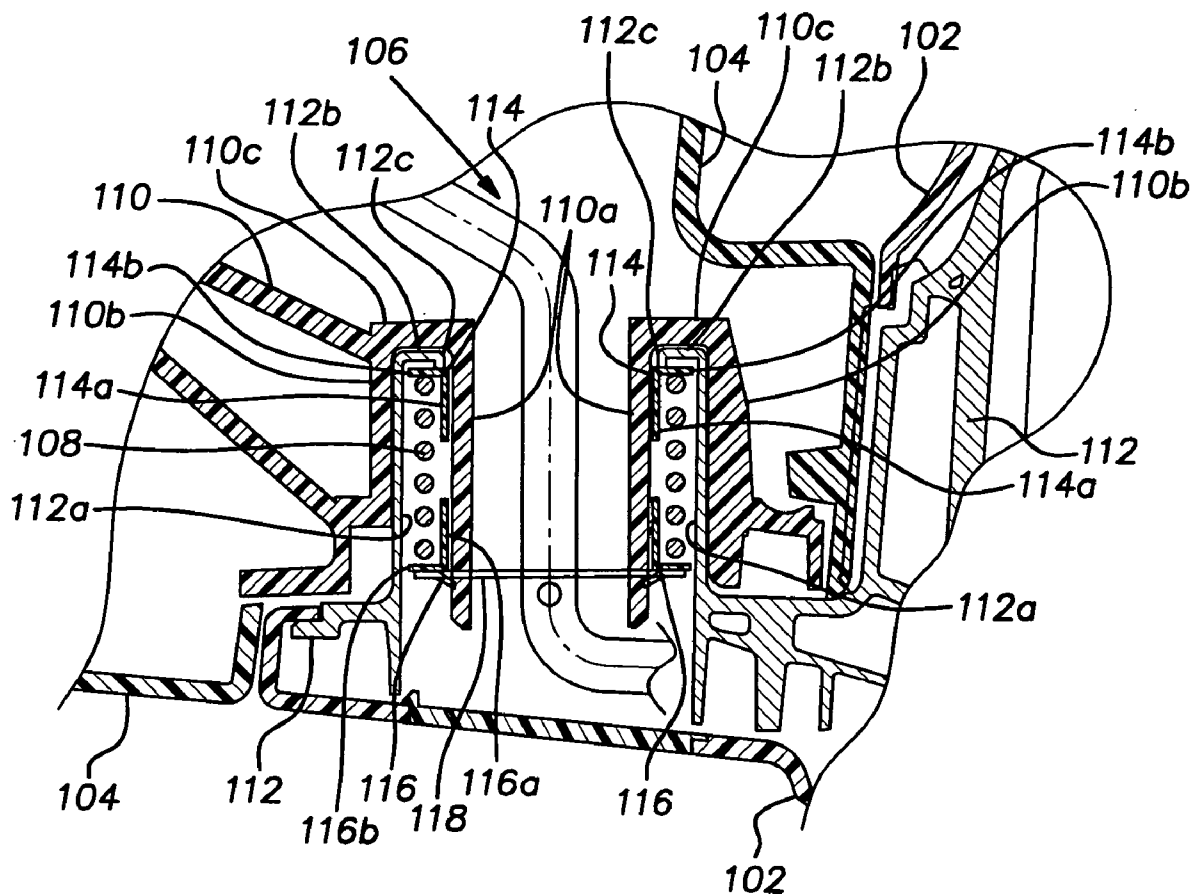
**RANKIN, HILL, PORTER & CLARK LLP
4080 ERIE STREET
WILLOUGHBY, OH 44094-7836 (US)**

A folding side mirror for an automobile having a hinge structure with dissimilar metals while avoiding problems associated with galvanic corrosion. The hinge structure includes a spring and an inner base. The spring and inner base are formed from dissimilar metals, such as steel and magnesium, respectively. The spring is isolated from the inner base by a washer member, which is preferably formed from plastic.

(73) **Assignee: Honda Motor Co., Ltd., Tokyo (JP)**

(21) **Appl. No.: 10/704,721**

(22) **Filed: Nov. 10, 2003**



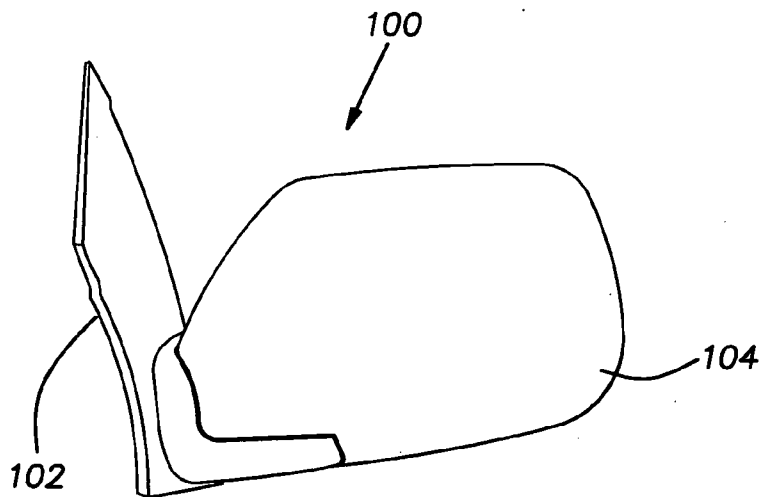


FIG. 1

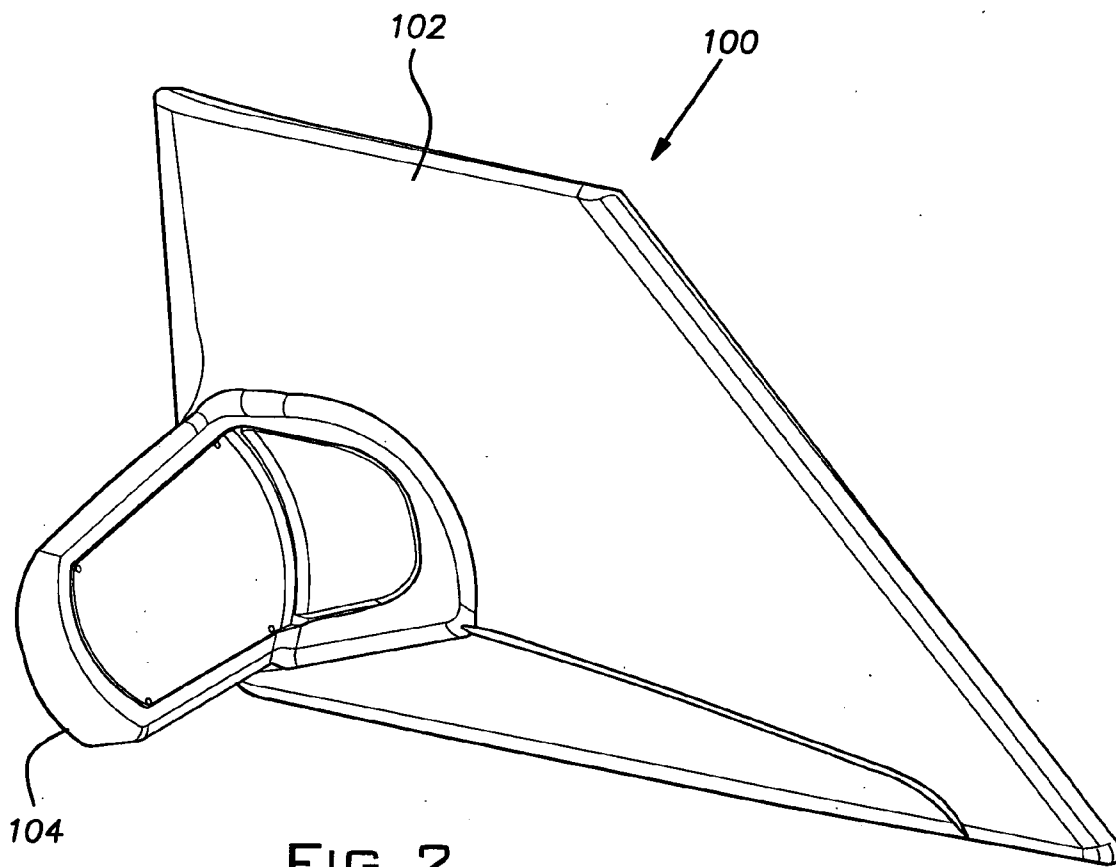
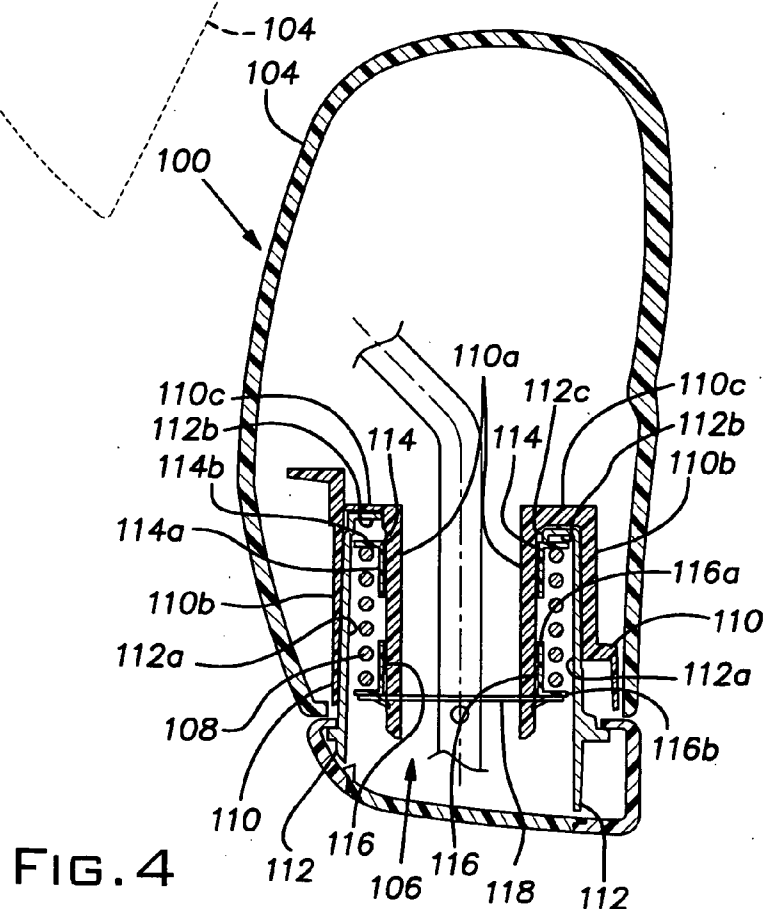
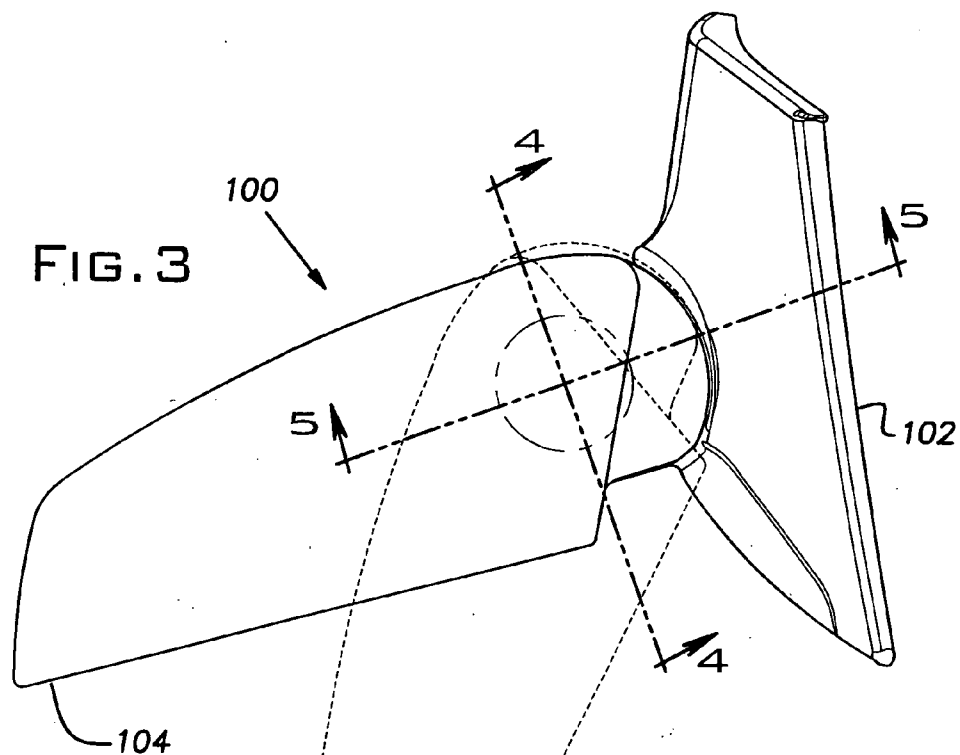


FIG. 2



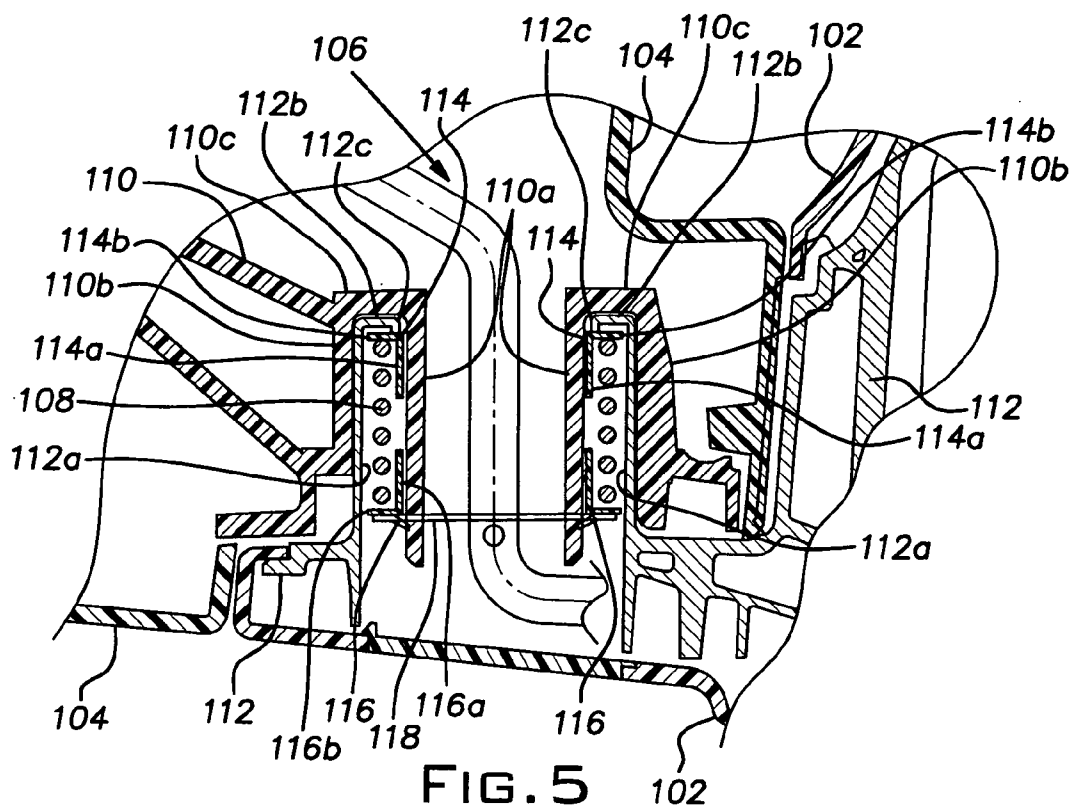


FIG. 5

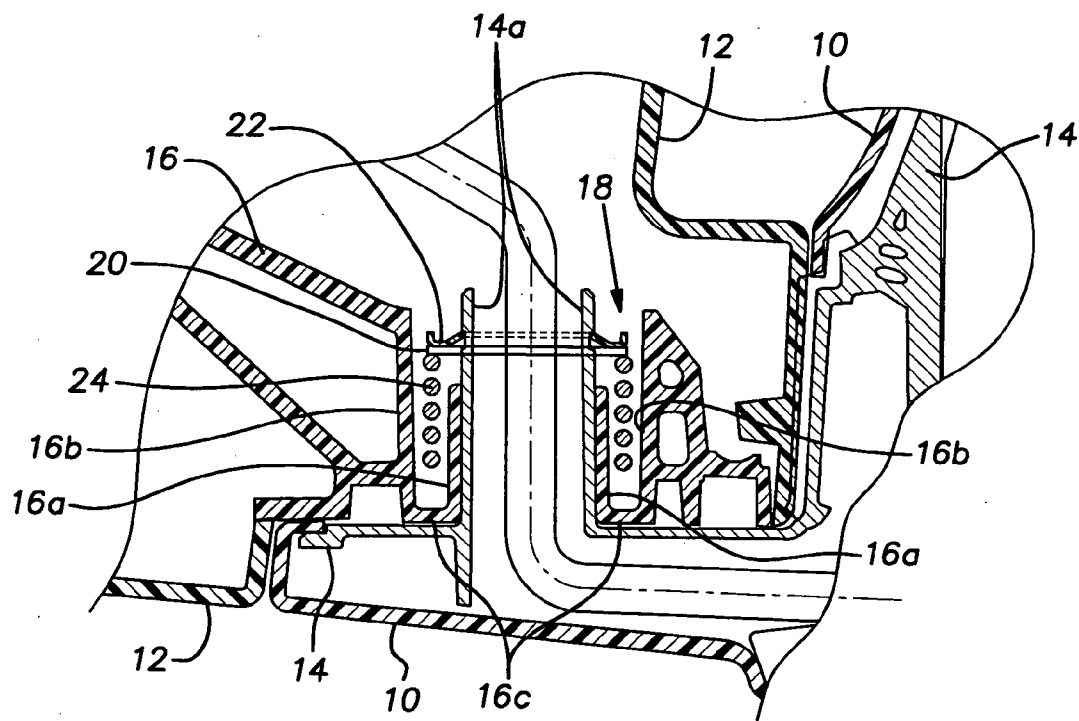


FIG. 6

PRIOR ART

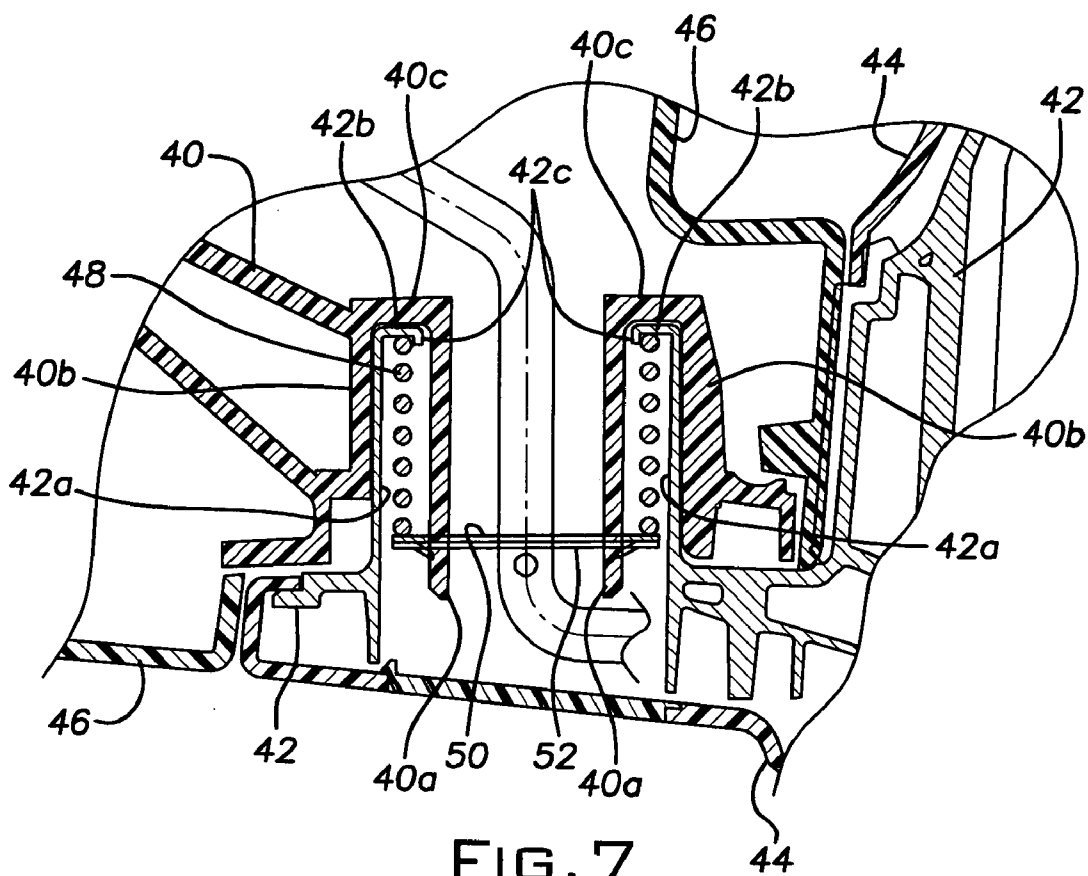


FIG. 7
PRIOR ART

**MAGNESIUM MIRROR BASE WITH
COUNTERMEASURES FOR GALVANIC
CORROSION**

BACKGROUND OF THE INVENTION

[0001] 1. Field of the Invention

[0002] The present invention generally pertains to a folding side mirror structure and, more particularly, toward improved folding side mirror structure that permits use of dissimilar metals.

[0003] 2. Description of Related Art

[0004] Assemblies including dissimilar metals, such as those having magnesium parts in combination with steel parts, suffer from galvanic corrosion. This inherent corrosion problem is exacerbated when the assembly is used in a wet environment. Due to these problems, the use of magnesium in automobiles has been rather limited, despite the weight savings and manufacturing efficiencies that could result from its implementation.

[0005] Folding automobile side mirrors are a particular application wherein galvanic corrosion resulting from the interaction of magnesium and steel has prevented the introduction of magnesium parts. For example, with reference to **FIG. 6**, a conventional folding automobile side mirror is shown to include an outer base **10**, a housing **12**, an inner base **14**, a bracket **16**, and a hinge structure formed between the bracket **16** and the inner base **14**. The inner base **14** provides a raised cylindrical wall **14a**, which serves as a pivot post. The pivot post **14a** receives a plastic washer **20** and a metal push-on lock nut **22** at its upper end. The plastic washer **20** is provided to reduce noise that would otherwise be generated by contact between the metal nut **22** and a metal spring **24**, described hereinafter. The bracket **16** has inner and outer concentric cylindrical walls **16a**, **16b** that are interconnected by a base wall **16c**. The bracket's inner and outer concentric cylindrical walls **16a**, **16b** surround the raised cylindrical wall **14a** of the inner base **14** and cooperate with the inner base cylindrical wall **14a** to define an annular chamber **18** in which the biasing spring **24** is received. Thus, the biasing spring **24**, which urges the folding mirror into a lower position, is trapped in the annular chamber **18** between the washer **20** and the base wall **16c** of the bracket **16**.

[0006] Insofar as the spring **24** is ordinarily made from steel, and due to the fact that the spring **24** is in direct contact with the bracket **16**, it is not possible to form the bracket **16** from magnesium. Moreover, the upwardly open annular chamber **18** receives and holds water that may be introduced into the folding mirror assembly (e.g. from rain, condensation, etc.), which would accelerate any galvanic corrosion should a steel/magnesium junction be present. Due in part to these problems, magnesium parts have not been incorporated into folding automobile side mirrors of the design illustrated in **FIG. 6**.

[0007] There has also been proposed, as illustrated in **FIG. 7**, an alternative hinge design for folding automobile side mirrors. This proposed design also includes a bracket **40**, an inner base **42**, an outer base **44**, and a housing **46**. The bracket **40** includes inner and outer cylindrical walls **40a**, **40b** that are joined at their upper ends by an annular wall **40c**. In this configuration, the bracket's inner cylindrical

wall **40a** serves as the pivot post for the hinge. Between the pivot post **40a** and the outer cylindrical wall **40b**, the inner base **42** provides an upwardly extending cylindrical wall **42a**, with an annular flange **42b** extending inwardly from an upper end thereof. The inner edge of the annular flange **42b** includes a downwardly extending lip **42c**, which serves to retain a spring **48** thereon, as described hereinafter.

[0008] A plastic washer **50** is placed over the lower end of the pivot post **40a**, and is held in place by a lock nut **52**. The spring **48** is received and retained between the washer **50** and the downwardly facing surface of the annular flange **42b**. Accordingly, the spring **48**, which is made of steel, is in direct contact with the inner base **42** at the annular flange **42b**.

[0009] Therefore, while the problems associated with water intrusion at the hinge (i.e., in the area of the spring) are reduced or eliminated with the alternative design shown in **FIG. 7**, the problem of galvanic corrosion resulting from contact between steel and magnesium would still be present should the inner base **42** be made from magnesium. Thus, in the alternative design of **FIG. 7** the inner base **42** has been formed from a material that is compatible with the steel spring **48**, such as steel, plastic, or aluminum.

[0010] Accordingly, there exists a need in the art for an improved folding automobile side mirror that is configured so as to permit at least some of the mirror components to be formed from magnesium.

SUMMARY OF THE INVENTION

[0011] The present invention is directed toward an improved folding automobile side mirror assembly that is formed, at least partially, from magnesium. The present invention is further directed toward an improved hinge assembly for a folding automobile side mirror assembly that limits water intrusion and retention within the mirror assembly. The present invention is further directed toward such an improved hinge assembly that permits use of dissimilar metals, such as magnesium and steel, while minimizing risks associated with galvanic corrosion.

[0012] In accordance with the present invention, a folding automobile side mirror assembly, includes an outer base, an inner base, a bracket, upper and lower washer members, a lock nut, and a spring. The outer base is secured to a surface of a vehicle, the inner base and the bracket are disposed within a mirror housing that is pivotally secured to the outer base. The inner base includes an upstanding cylindrical wall that has an annular wall member extending inwardly therefrom while the bracket includes inner and outer cylindrical walls that are connected at upper ends thereof by an upper wall member.

[0013] In further accordance with the present invention, the upstanding cylindrical wall of the inner base is received between the inner and outer cylindrical wall members of the bracket. The upper and lower washer members are secured around inner cylindrical wall of the bracket and each includes a radially extending flange. The radially extending flange of the upper washer member is in engagement with the annular wall member of the inner base upstanding cylindrical wall. The lower washer member is disposed at a location spaced from the upper washer member and is held in place by the lock nut.

[0014] In further accordance with the present invention, the spring is disposed around the inner cylindrical wall and is in engagement with the radially extending flanges of the upper and lower washer members. The inner base is formed from a first metal and the spring is formed from a second metal, with the first and second metals being dissimilar and subject to galvanic corrosion. Preferably, magnesium or an alloy thereof is used as the first metal and steel is used as the second metal. The upper washer member is disposed between inner base and the spring and prevents galvanic corrosion therebetween.

BRIEF DESCRIPTION OF THE DRAWINGS

[0015] These and further features of the invention will be apparent with reference to the following description and drawings, wherein:

[0016] **FIG. 1** is a front and top perspective view of a folding automobile mirror incorporating the present invention;

[0017] **FIG. 2** is a rear and left perspective view of the folding automobile mirror shown in **FIG. 1**;

[0018] **FIG. 3** is a top plan view of the folding automobile mirror of **FIGS. 1-2**, with the folded mirror being shown in dashed lines;

[0019] **FIG. 4** is a cross sectional view of the mirror according to the present invention, as seen along line **4-4** of **FIG. 3**;

[0020] **FIG. 5** is a cross sectional view of the mirror according to the present invention, as seen along line **5-5** of **FIG. 3**;

[0021] **FIG. 6** is a cross sectional view of a conventional folding mirror assembly; and,

[0022] **FIG. 7** is a cross sectional view of another known folding mirror assembly.

DETAILED DESCRIPTION OF THE PREFERRED EMBODIMENTS

[0023] With reference to **FIGS. 1-3**, a folding automobile mirror assembly **100** is shown to include an outer base **102** and a mirror housing **104**. The mirror housing **104** is pivotally secured to the outer base **102** such that the mirror housing **104** may be manually moved from an outwardly extended or normal position to a folded or storage position. The storage position is illustrated in dashed lines in **FIG. 3**. Conventionally, the mirror housing **104** will move vertically upward slightly from a normal vertical position to a raised vertical position as the mirror housing **104** pivots from the normal position toward the storage position. The mirror housing hinge assembly includes a spring that biases the mirror housing toward the normal vertical position and away from the raised vertical position so as to provide resistance to the pivoting movement. The folding automobile side mirror assembly disclosed to this point is conventional in appearance and function, and will be described hereinafter as it relates to the improved hinge structure of the present invention.

[0024] With reference to **FIGS. 4 and 5**, the mirror assembly **100** is shown to include a spring **108**, a bracket **110**, an inner base **112**, an upper washer member **114**, a

lower washer member **116**, and a lock nut **118**. The spring **108** and lock nut **118** are preferably formed from steel, while the bracket **110**, upper and lower washer members **114**, **116**, the outer base **102**, and the housing **104** are formed from plastic or other materials that are not subject to galvanic corrosion. Alternatively, the housing **104** and outer base **102** may be formed from metal, such as aluminum. The inner base **112** is preferably formed from magnesium or alloys thereof and, therefore, in the illustrated embodiment must be protected from both water and contact with steel due to the threat of galvanic corrosion.

[0025] Although the present invention is particularly concerned with structures and methods to permit use of magnesium and alloys thereof in assemblies that are ordinarily used in wet environments and in the presence of other steel parts, it is more broadly concerned with structures and methods that permit the use of dissimilar metals that would otherwise be subject to galvanic corrosion. Accordingly, the present invention, although described herein with reference to the preferred embodiment (which employs a part made from magnesium used in a mirror assembly incorporating steel), is not to be limited to this specifically described and presently preferred embodiment. Rather, it is considered apparent that one skilled in the art, with knowledge of the present invention, would be capable of altering the materials used (i.e., to use another combination of dissimilar metals that would otherwise be susceptible to galvanic corrosion) without departing from the scope and spirit of the present invention.

[0026] With further reference to **FIGS. 4-5**, the inner base **112** and the bracket **110** cooperate with the spring **108**, washer members **114**, **116**, and lock nut **118** to define a hinge assembly **106**. To that end, the bracket **110** includes an inner cylindrical wall **110a**, which defines a pivot post of the hinge assembly **106**, an outer cylindrical wall **110b**, and an upper wall member **110c** that interconnects the upper ends of the bracket's inner and outer cylindrical walls **110a**, **110b**. The inner and outer cylindrical walls **110a**, **110b** are open at their bottom ends and spaced apart from one another to define a cylindrical chamber (annular in cross section) that receives an upstanding cylindrical wall **112a** from the inner base **112**. The upstanding cylindrical wall **112a** is disposed adjacent an inner surface of the outer cylindrical wall **110a** of the bracket **110**, and includes an annular wall member **112b** at its upper end that projects inwardly toward the outer surface of the bracket's inner cylindrical wall **110a**. The annular wall member **112b** is disposed adjacent a lower surface of the bracket's upper wall member **110c**, as illustrated. An inner edge of the annular wall member **112b** terminates in a downwardly extending lip **112c**, which is positioned near the outer surface of the bracket's inner cylindrical wall **110a**.

[0027] The upper washer member **114**, which is generally L-shaped in cross section, is pushed on over the inner cylindrical wall **110a** of the bracket **110** so as to have an elongated cylindrical leg **114a** extending along the outer surface of the bracket's inner cylindrical wall **110a** and an annular rim **114b** extending away from the inner cylindrical wall **110a** and toward the inner surface of the inner base upstanding cylindrical wall **112a**. Preferably, as best seen in **FIG. 5**, the downwardly extending lip **112c** of the inner base **112** engages an upper surface of the upper washer member **114** at a location adjacent the intersection of the elongated cylindrical leg **114a** and the annular rim **114b**.

[0028] The lower washer member **116**, which is pushed on over the inner cylindrical wall **110a** of the bracket member **110** but retained at a location spaced downwardly from the upper washer member **114** a predetermined amount, is preferably identical to the upper washer member **114** but is inverted relative to the upper washer member **114**. To that end, the lower washer member **116** has an elongated cylindrical leg **116a** extending along the outer surface of the bracket's inner cylindrical wall **110a** and an annular rim **116b** extending away from the inner cylindrical wall **110a** and toward the inner surface of the inner base upstanding cylindrical wall **112a**.

[0029] The spring **108** is received between the upper and lower washer members **114**, **116** and, more particularly, is in engagement with the annular rims **114b**, **116b** of the washer members **114**, **116**. The spring **108** is held in compression so as to exert a downward force on the lower washer member **116** and the bracket **110** and thereby help to retain the bracket **110** in engagement with the inner base **112**.

[0030] The lock nut **118**, which is pushed on over the lower end of the bracket inner cylindrical wall **110a**, is downwardly adjacent and in face-to-face contact with the lower surface of the lower washer member annular rim **116b**. To facilitate assembly and retention, the bracket inner cylindrical wall **110a** preferably includes a circumferential groove into which an inwardly projection flange from the lock nut **118** is snap-fittingly inserted. The groove and flange cooperate to hold the lock nut **118** in place, and thereby retain the spring **108** in a compressed or biasing condition.

[0031] As noted hereinbefore, the spring **108** is preferably formed from steel, which is conventional. However, the inner base **112** is formed from magnesium. While the hinge assembly **106** is protected from water intrusion due to its closed upper end (via the bracket wall **110c**), there would ordinarily still remain direct steel to magnesium contact at the flange **112b** where the upper end of the spring **108** contacts the inner base **112**. However, in the assembly according to the present invention, such corrosive contact is precluded by the placement of the upper washer member **114** therebetween. Accordingly, by introduction of the upper washer member **114** in this particular location, the damaging effects of galvanic corrosion are prevented and it is now possible to make the inner base **112** out of magnesium in an application in which, heretofore, the use of magnesium parts was impossible.

[0032] While the present invention has been described hereinbefore with particularity, it is considered apparent that the present invention is capable of numerous modifications, rearrangements, and substitutions of parts and, accordingly is not limited to the preferred embodiment specifically disclosed herein. Rather, the present invention is only to be defined by the claims appended hereto.

What is claimed is:

1. A folding automobile side mirror assembly, comprising:
 - an outer base that is adapted to be secured to a surface of a vehicle;
 - an inner base, said inner base comprising an upstanding cylindrical wall having an annular wall member extending inwardly therefrom;

- a bracket, said bracket including inner and outer cylindrical walls that are connected at upper ends thereof by an upper wall member, said upstanding cylindrical wall being received between said inner and outer cylindrical wall members;
- a washer member, said washer member being disposed around said inner cylindrical wall and including a radially extending flange, said radially extending flange being in engagement with said annular wall member of said inner base upstanding cylindrical wall;
- a spring disposed around said inner cylindrical wall and in engagement with said radially extending flange of said washer member;

wherein said inner base is formed from a first metal and said spring is formed from a second metal, said first and second metals being relatively dissimilar and subject to galvanic corrosion, and wherein said washer member is disposed between said inner base and said spring and serves to isolate said inner base from said spring.

2. The mirror assembly according to claim 1, wherein said inner base member is formed from magnesium and said spring is formed from steel.
3. The mirror assembly according to claim 1, wherein said washer member is made of plastic.
4. The mirror assembly according to claim 2, wherein said washer member is made of plastic.
5. The mirror assembly according to claim 1, wherein said washer member flange is held between said spring and said inner base.
6. The mirror assembly according to claim 2, wherein said washer member flange is held between said spring and said inner base.
7. The mirror assembly according to claim 3, wherein said washer member flange is held between said spring and said inner base.
8. The mirror assembly according to claim 4, wherein said washer member flange is held between said spring and said inner base.

9. A folding automobile side mirror assembly, comprising:

- an outer base that is adapted to be secured to a surface of a vehicle;

an inner base, said inner base comprising an upstanding cylindrical wall having an annular wall member extending inwardly therefrom;

- a bracket, said bracket including inner and outer cylindrical walls that are connected at upper ends thereof by an upper wall member, said upstanding cylindrical wall being received between said inner and outer cylindrical wall members;

upper and lower washer members, each of said washer members being disposed around said inner cylindrical wall and including a radially extending flange, said radially extending flange of said upper washer member being in engagement with said annular wall member of said inner base upstanding cylindrical wall, said lower washer member being disposed at a location spaced from said upper washer member;

a lock nut secured to said inner cylindrical wall and being in engagement with said lower washer member; and,

a spring disposed around said inner cylindrical wall and in engagement with said radially extending flanges of said upper and lower washer members;

wherein said inner base is formed from a first metal and said spring is formed from a second metal, said first and second metals being relatively dissimilar and subject to galvanic corrosion, and wherein said upper washer member is disposed between said inner base and said spring and serves to isolate said inner base from said spring.

10. The mirror assembly according to claim 9, wherein said inner base member is formed from magnesium and said spring is formed from steel.

11. The mirror assembly according to claim 9, wherein each of said upper and lower washer members is made of plastic.

12. The mirror assembly according to claim 10, wherein each of said upper and lower washer members is made of plastic.

13. The mirror assembly according to claim 9, wherein said upper washer member flange is held between said spring and said inner base.

14. The mirror assembly according to claim 10, wherein said upper washer member flange is held between said spring and said inner base.

15. The mirror assembly according to claim 11, wherein said upper washer member flange is held between said spring and said inner base.

16. The mirror assembly according to claim 12, wherein said upper washer member flange is held between said spring and said inner base.

17. A manual folding automobile side mirror hinge assembly, comprising:

an inner base, said inner base comprising an upstanding cylindrical wall having an annular wall member extending inwardly therefrom;

a bracket, said bracket including inner and outer cylindrical walls that are connected at upper ends thereof by an upper wall member, said upstanding cylindrical wall being received between said inner and outer cylindrical wall members;

a spring disposed between said bracket inner cylindrical wall and said upstanding cylindrical wall, said spring being held on said bracket inner cylindrical wall by a lock nut, the improvement comprising:

said inner base being formed from a first metal;

said spring being formed from a second metal, said first and second metals being dissimilar and subject to galvanic corrosion; and,

wherein a washer member is disposed around said inner cylindrical wall, said washer member including a radially extending flange that is interposed between said spring and said inner base so as to prevent contact between said spring and said inner base and thereby limit galvanic corrosion therebetween.

18. The mirror assembly according to claim 17, wherein said inner base member is formed from magnesium and said spring is formed from steel.

* * * * *