



US00D626493S

(12) **United States Design Patent**
Dallaire et al.

(10) **Patent No.:** **US D626,493 S**

(45) **Date of Patent:** **** Nov. 2, 2010**

(54) **BICYCLE BASKET**

(75) Inventors: **Michel Dallaire**, Montreal (CA); **Bruno Gauthier**, Ville de Saguenay (CA)

(73) Assignee: **Société de vélo en libre-service**, Lachine, Quebec (CA)

(**) Term: **14 Years**

(21) Appl. No.: **29/358,389**

(22) Filed: **Mar. 26, 2010**

(51) **LOC (9) Cl.** **12-11**

(52) **U.S. Cl.** **D12/407**

(58) **Field of Classification Search** D12/406,
D12/407, 111; 224/400, 42.11, 42.13, 412,
224/419-427; 280/202

See application file for complete search history.

(56) **References Cited**

U.S. PATENT DOCUMENTS

2,128,174	A	*	8/1938	Smith	224/433
D224,817	S	*	9/1972	Popp	D12/407
D237,483	S	*	11/1975	Ultz et al.	D12/407
4,056,219	A	*	11/1977	Hine, Jr.	224/438
4,066,196	A	*	1/1978	Jackson et al.	224/431
4,598,846	A	*	7/1986	Schroeder	224/439
D361,548	S	*	8/1995	Bascom	D12/407
D466,471	S	*	12/2002	Chen	D12/407
6,957,755	B2	*	10/2005	Mahoney et al.	224/413
D574,756	S	*	8/2008	Masui et al.	D12/111
7,503,573	B2	*	3/2009	Finlaw et al.	280/202

D594,787 S * 6/2009 Dallaire D12/111
2010/0133309 A1* 6/2010 Lee 224/420

* cited by examiner

Primary Examiner—Susan M Lee

Assistant Examiner—Linda G. Brooks

(74) *Attorney, Agent, or Firm*—Fasken Martineau DuMoulin LLP; Alexandre Abecassis

(57) **CLAIM**

The ornamental design for a bicycle basket, as shown and described.

DESCRIPTION

FIG. 1 is a front perspective view of a bicycle basket showing my new design invention;

FIG. 2 is a rear perspective view thereof;

FIG. 3 is a front elevation view thereof;

FIG. 4 is a rear elevation view thereof;

FIG. 5 is a left side elevation view thereof;

FIG. 6 is a right side elevation view thereof;

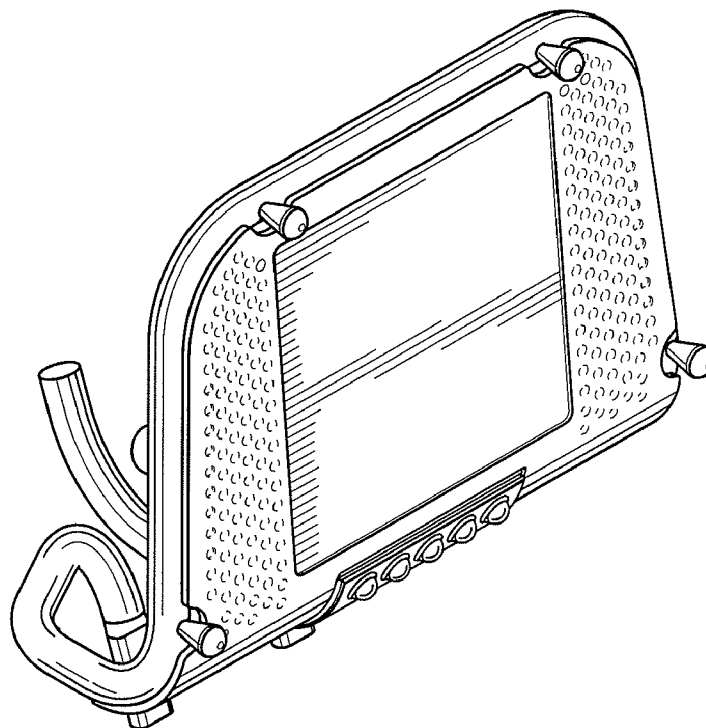
FIG. 7 is a top plan view thereof;

FIG. 8 is a bottom plan view thereof; and,

FIG. 9 is a front perspective view of the bicycle basket mounted on a bicycle.

The circular features and the bicycle shown in broken lines form no part of the claimed design.

1 Claim, 6 Drawing Sheets



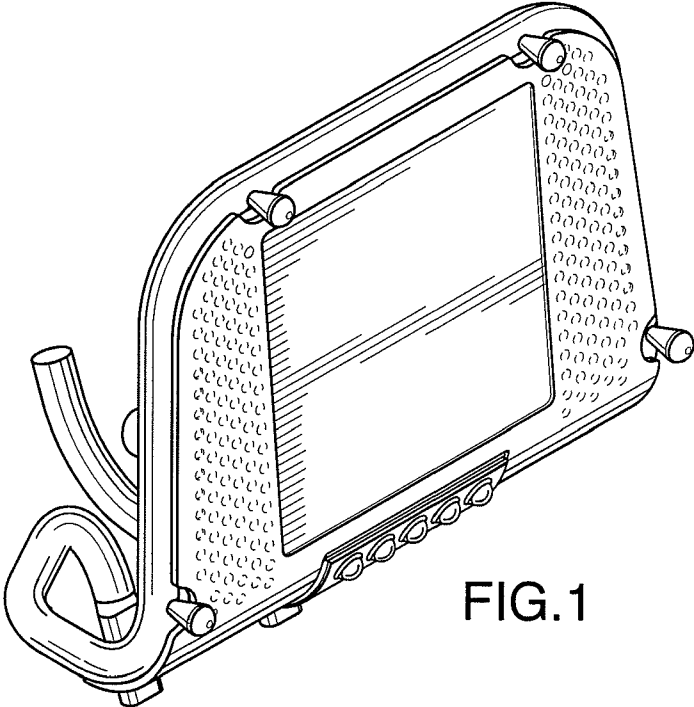


FIG. 1

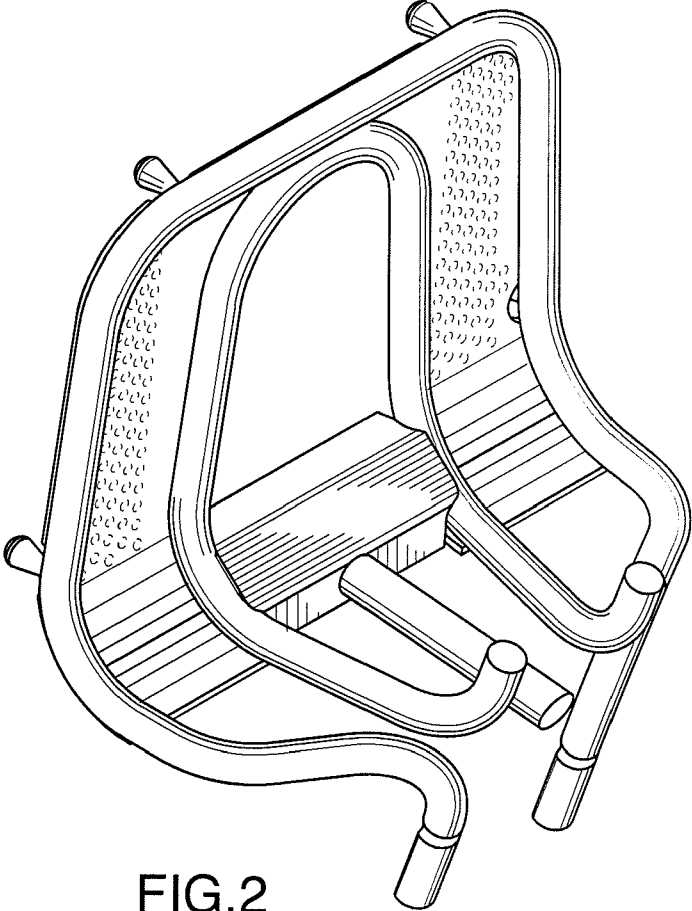


FIG. 2

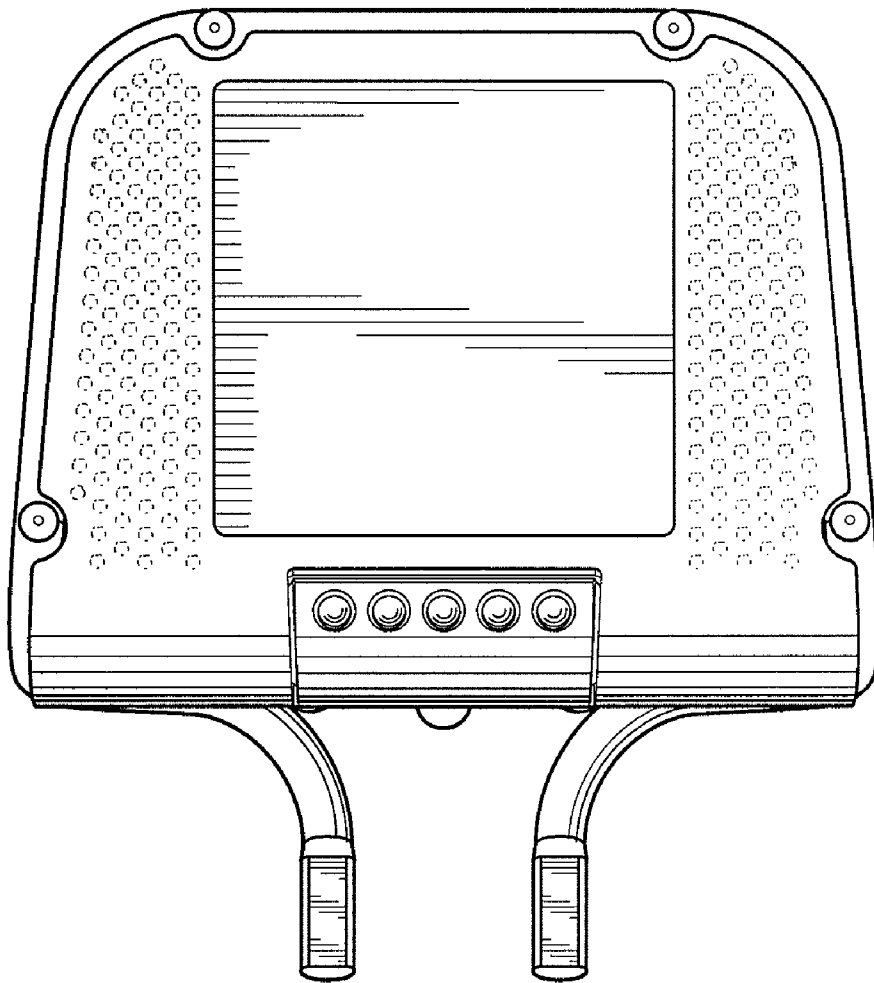


FIG.3

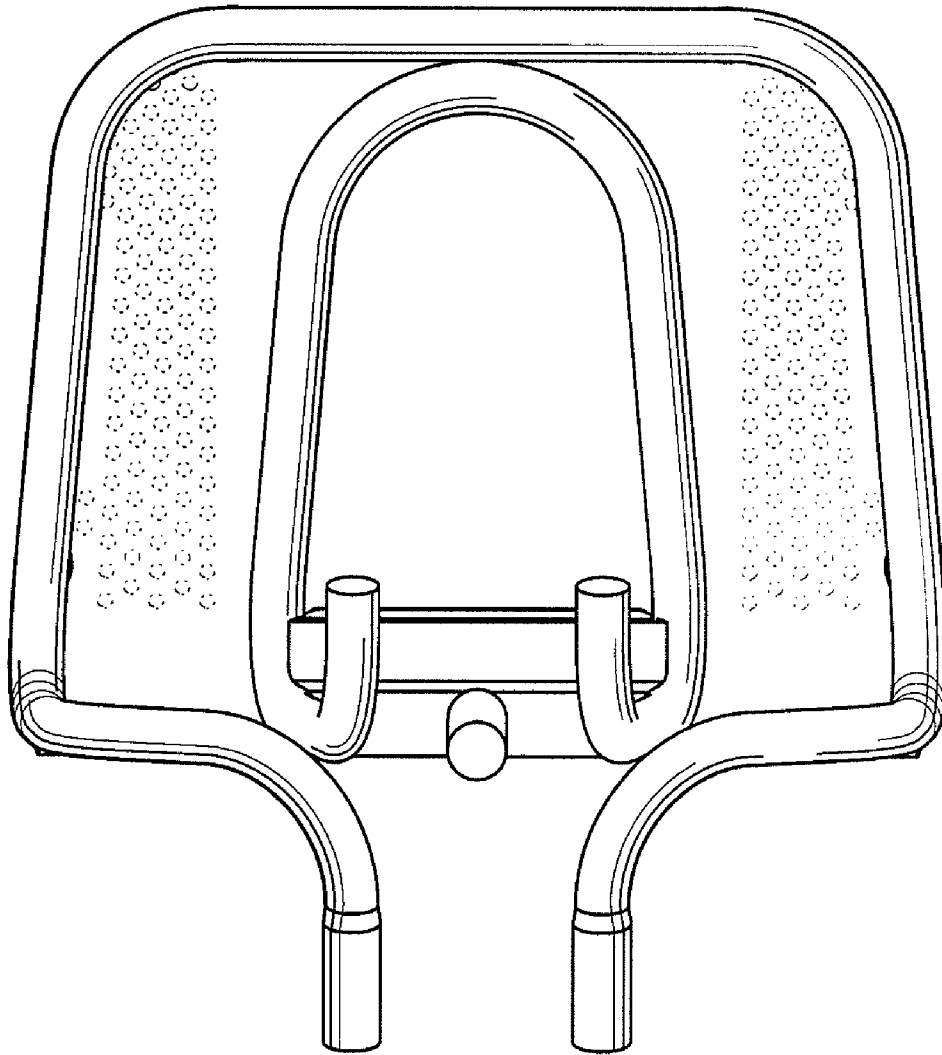


FIG.4

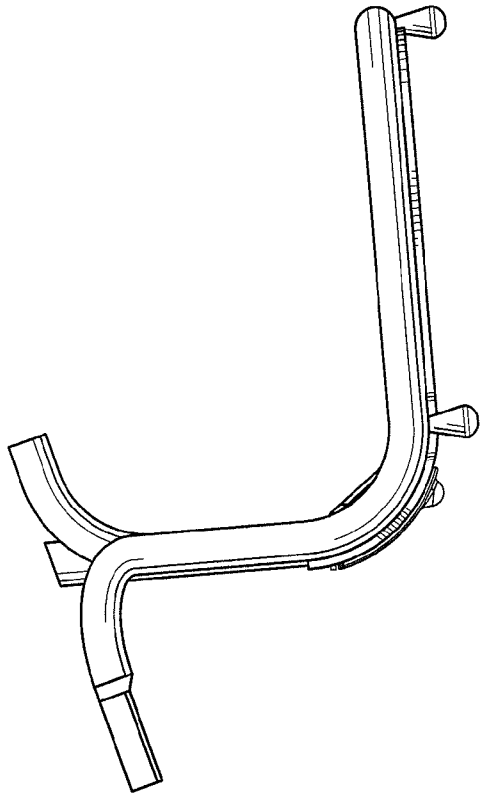


FIG. 5

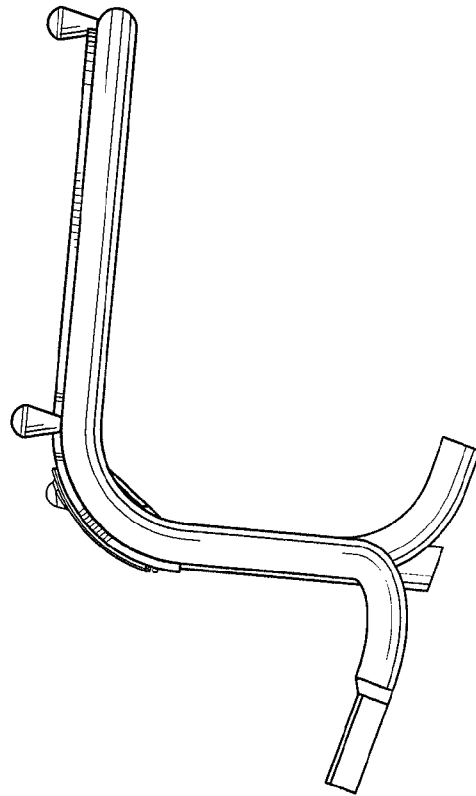


FIG. 6

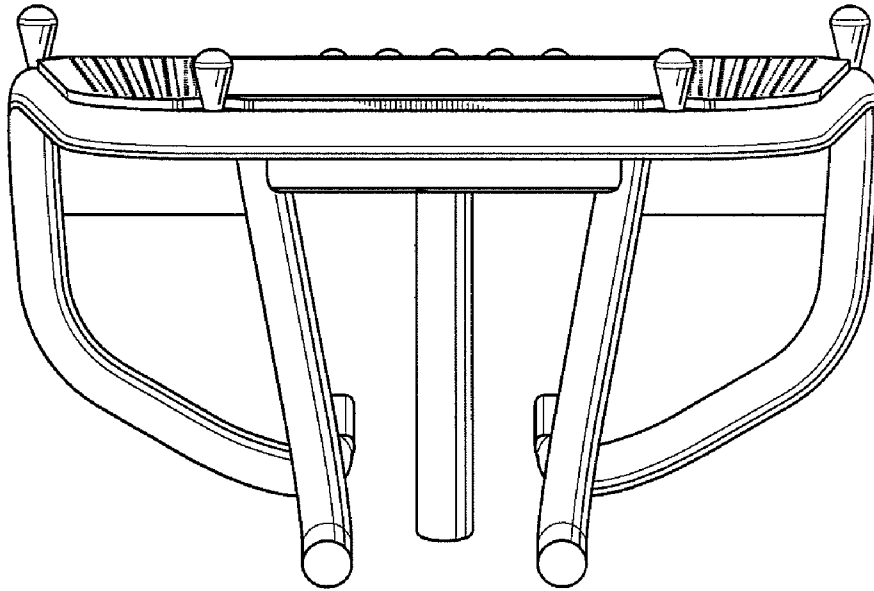


FIG. 7

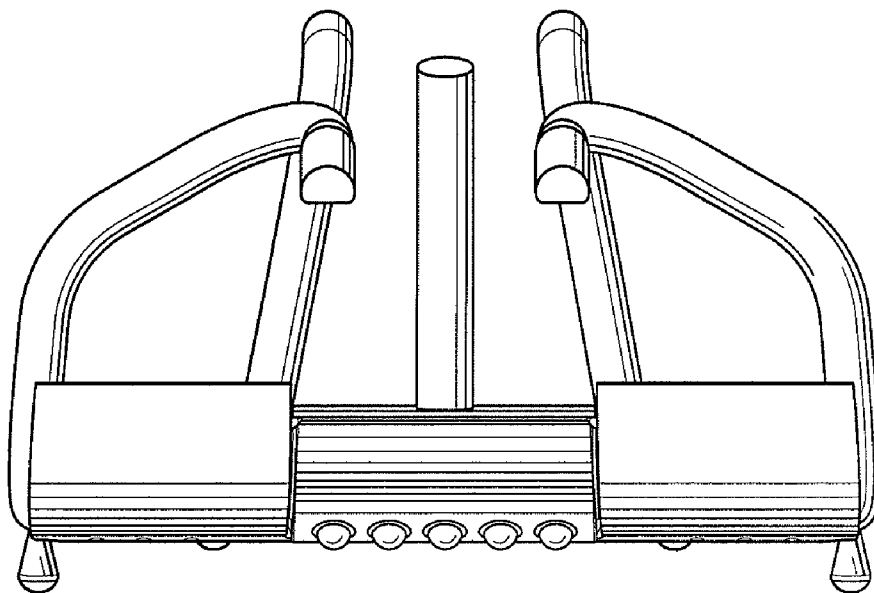


FIG. 8

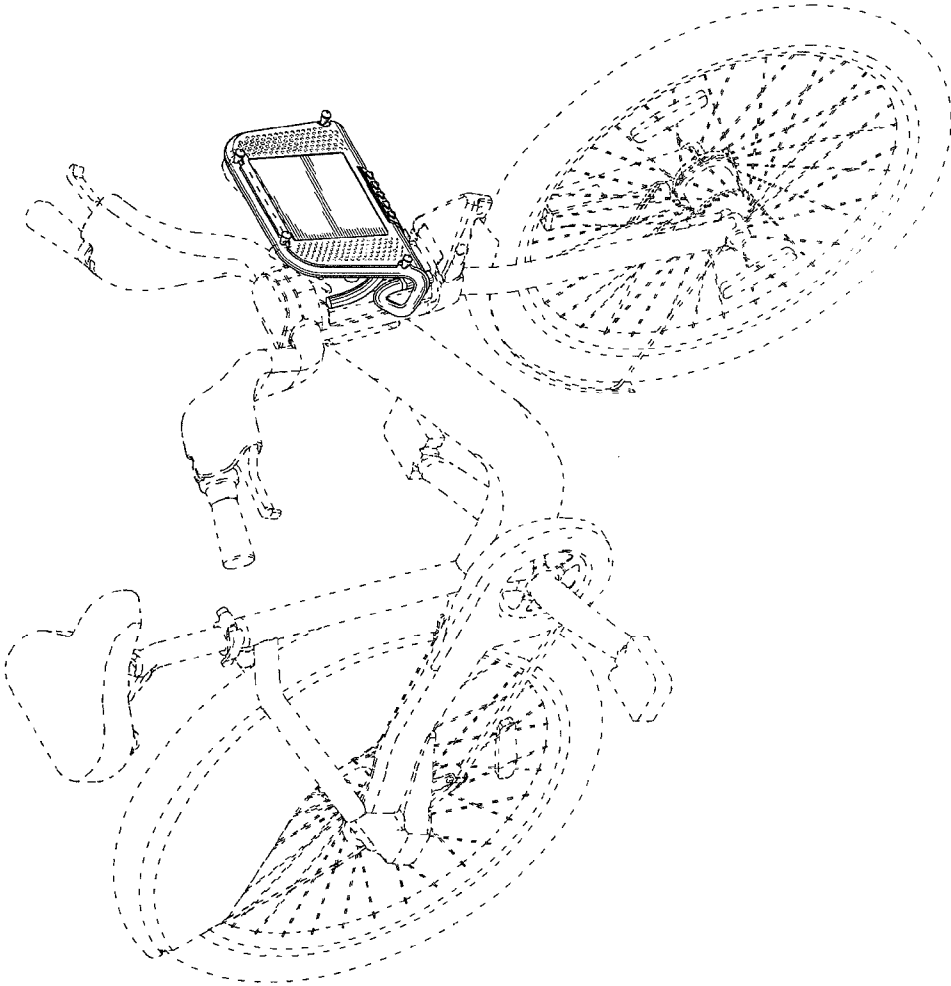


FIG.9