



US00D819814S

(12) **United States Design Patent**
Buell

(10) **Patent No.:** **US D819,814 S**

(45) **Date of Patent:** **** Jun. 5, 2018**

- (54) **MENSTRUAL PRODUCT APPLICATOR**
- (71) Applicant: **Edgewell Personal Care Brands, LLC**, Chesterfield, MO (US)
- (72) Inventor: **Sezen Buell**, Waldwick, NJ (US)
- (73) Assignee: **edgewell Personal Care Brands, LLC.**, Chesterfield, MO (US)
- (**) Term: **15 Years**
- (21) Appl. No.: **29/571,840**
- (22) Filed: **Jul. 22, 2016**
- (51) **LOC (11) Cl.** **24-02**
- (52) **U.S. Cl.**
USPC **D24/141**
- (58) **Field of Classification Search**
USPC D24/114, 130, 133, 135; D9/552, 556, D9/557; 604/11-18, 206, 363, 904
CPC A61B 1/00; A61B 1/31; A61B 1/00154; A61F 13/20; A61F 13/26; A61F 13/263; A61F 13/266; A61F 13/2051; A61F 13/2097; A61F 13/2077; A61F 13/55185
See application file for complete search history.

D626,650	S *	11/2010	Edgett	D24/141
D664,656	S *	7/2012	Avigdor	D24/141
8,337,478	B2 *	12/2012	Lemay	A61F 13/26 604/11
D755,380	S *	5/2016	De Soto-Burt	D24/141
D756,518	S *	5/2016	Bischoff	D24/141
D772,409	S *	11/2016	Buell	D24/141
D792,591	S *	7/2017	De Soto-Burt	D24/141
2004/0054317	A1 *	3/2004	Lemay	A61F 13/26 604/15
2010/0204636	A1 *	8/2010	Lemay	A61F 13/26 604/15
2013/0066254	A1 *	3/2013	LeMay	A61F 13/26 604/15
2013/0331763	A1 *	12/2013	Ito	A61F 13/266 604/11
2014/0046239	A1 *	2/2014	Taniguchi	A61F 13/26 604/11
2014/0052048	A1 *	2/2014	Taniguchi	A61F 13/26 604/15

(Continued)

Primary Examiner — Wan Laymon
Assistant Examiner — Clint A Samuel

(57) **CLAIM**

We claim the ornamental design for a menstrual product applicator, as shown and described.

DESCRIPTION

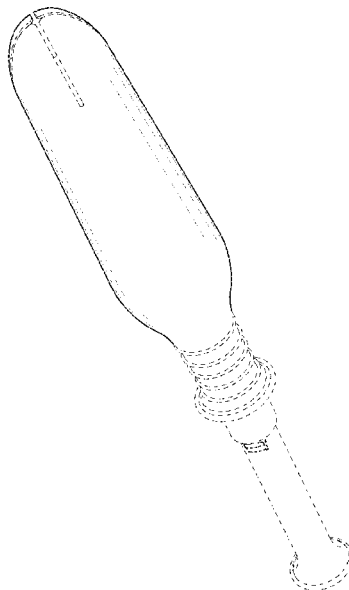
FIG. 1 is a front perspective view of the menstrual product applicator.
FIG. 2 is a front view of FIG. 1.
FIG. 3 is a right side view of FIG. 2.
FIG. 4 is a back side view of FIG. 2.
FIG. 5 is a left side view of FIG. 2.
FIG. 6 is a top view thereof; and,
FIG. 7 is a bottom view thereof.
The broken lines in the figures depict environmental subject matter only and form no part of the claimed design.

1 Claim, 3 Drawing Sheets

(56) **References Cited**

U.S. PATENT DOCUMENTS

D492,033	S *	6/2004	Jarmon	D24/141
D512,142	S *	11/2005	Weber	D24/141
D515,212	S *	2/2006	Edgett	D24/141
D517,691	S *	3/2006	Turchi	D24/141
D517,692	S *	3/2006	Weber	D24/141
D559,983	S *	1/2008	Edgett	D24/141
D572,362	S *	7/2008	Edgett	D24/141
D602,587	S *	10/2009	Edgett	D24/141
D612,940	S *	3/2010	Edgett	D24/141
7,727,208	B2 *	6/2010	Lemay	A61F 13/26 604/11



(56)

References Cited

U.S. PATENT DOCUMENTS

2014/0088485	A1*	3/2014	Ito	A61F 13/34
				604/15
2015/0105711	A1*	4/2015	LeMay	A61F 13/26
				604/15

* cited by examiner

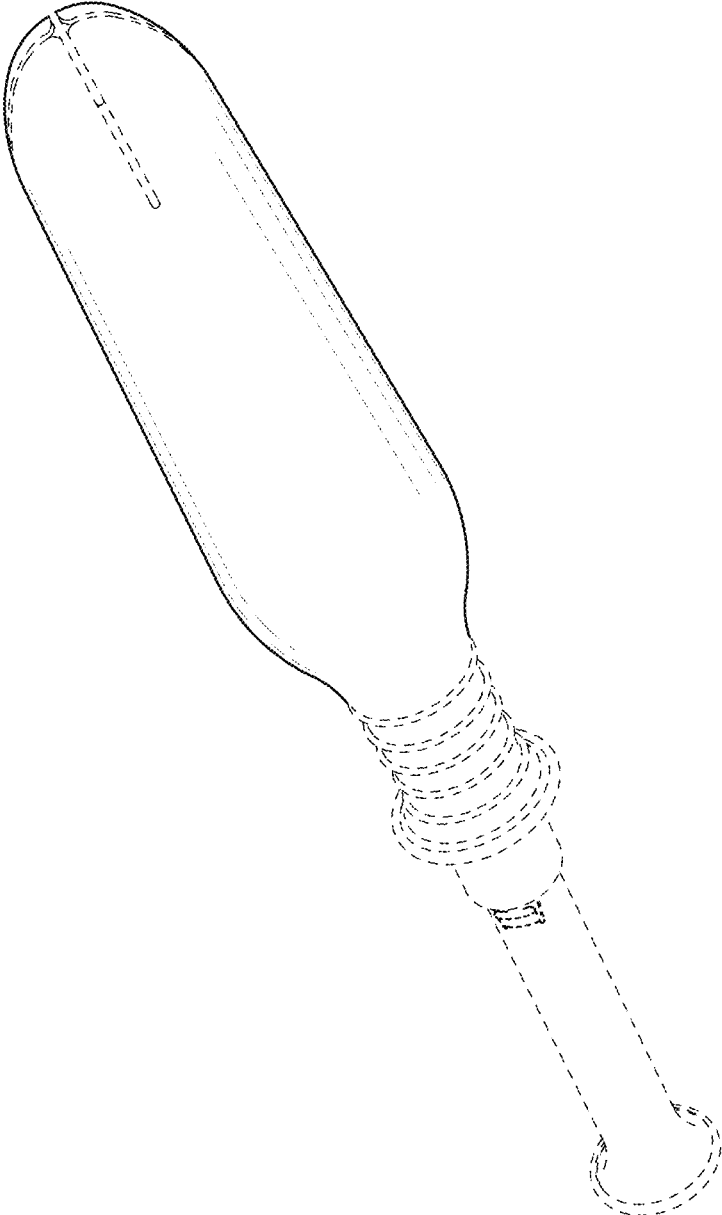


FIG. 1

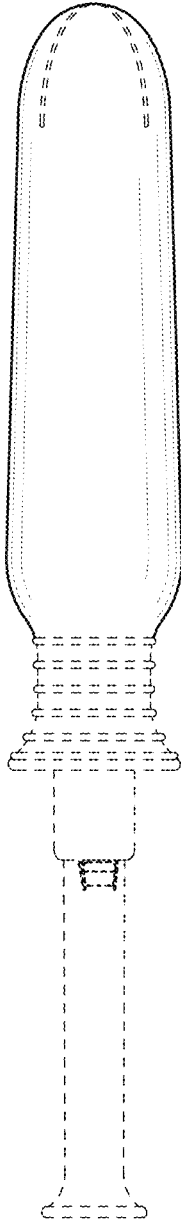


FIG. 2

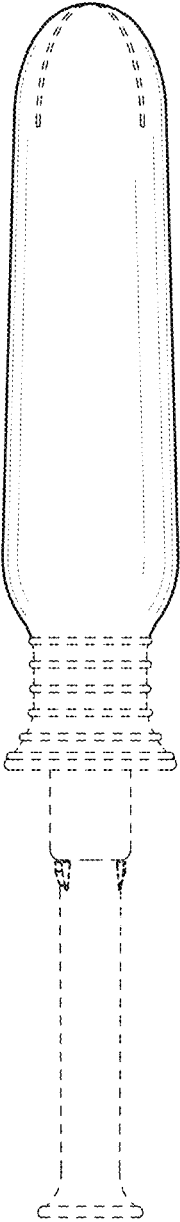


FIG. 3

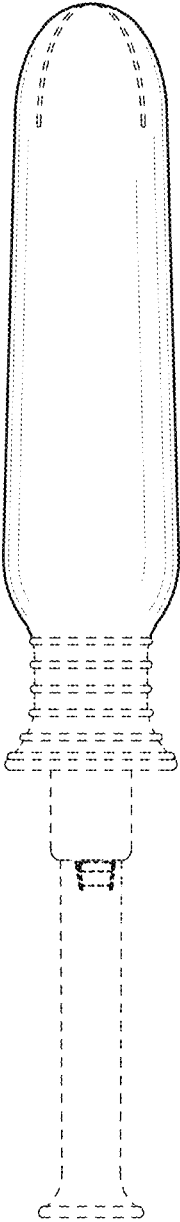


FIG. 4

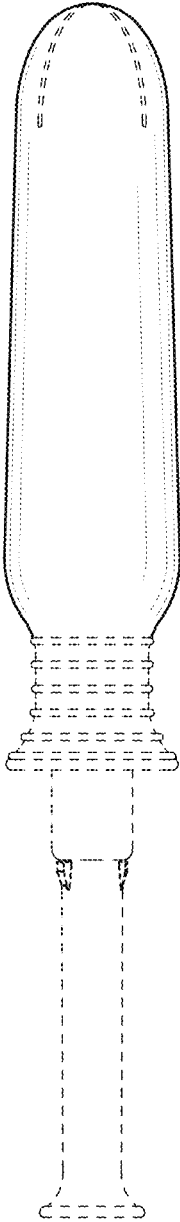


FIG. 5

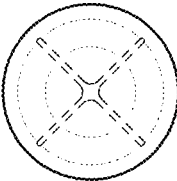


FIG. 6

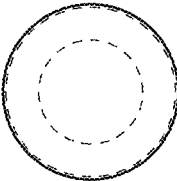


FIG. 7