



US00D596040S

(12) **United States Design Patent**  
**Lepoitevin**

(10) **Patent No.:** **US D596,040 S**  
(45) **Date of Patent:** **\*\* Jul. 14, 2009**

(54) **BOTTLE**

(75) Inventor: **Laurent Lepoitevin**, Octeville sur Mer (FR)

(73) Assignee: **Sidel Participations**, Octeville sur Mer (FR)

(\*\*) Term: **14 Years**

(21) Appl. No.: **29/284,819**

(22) Filed: **Sep. 17, 2007**

(30) **Foreign Application Priority Data**

Mar. 15, 2007 (EM) ..... 000689211

(51) **LOC (9) Cl.** ..... **09-01**

(52) **U.S. Cl.** ..... **D9/552; D9/553; D9/555; D9/520; D9/556; D9/558**

(58) **Field of Classification Search** ..... D9/516, D9/537-540, 549, 551-556, 558-559, 566-568, D9/682, 688-694; 215/381-385  
See application file for complete search history.

(56) **References Cited**

**U.S. PATENT DOCUMENTS**

D97,324 S *	10/1935	Cox	.....	D9/555
D109,520 S *	5/1938	Mott	.....	D9/553
D169,239 S *	4/1953	Dillon	.....	D9/552
D174,646 S *	5/1955	Lorenzen	.....	D9/552
D340,646 S *	10/1993	Jeanjean	.....	D9/556 X
D370,634 S *	6/1996	Mero et al.	.....	D9/538
D381,274 S *	7/1997	Luh et al.	.....	D9/566
D398,854 S *	9/1998	Beechuk et al.	.....	D9/566 X

D504,069 S *	4/2005	Gross et al.	.....	D9/538
D510,027 S *	9/2005	Zboch et al.	.....	D9/516
D522,874 S *	6/2006	Livingston et al.	.....	D9/552
D546,698 S *	7/2007	Riou	.....	D9/541
D551,559 S *	9/2007	Lepoitevin	.....	D9/555
D556,592 S *	12/2007	Gage et al.	.....	D9/552
D558,581 S *	1/2008	Lockman et al.	.....	D9/552 X
D559,695 S *	1/2008	Lesueur	.....	D9/538
D576,497 S *	9/2008	Ozer	.....	D9/556
2009/0065468 A1 *	3/2009	Hata et al.	.....	215/383

\* cited by examiner

*Primary Examiner*—Carol Rademaker

(74) *Attorney, Agent, or Firm*—Marshall, Gerstein & Borun LLP

(57) **CLAIM**

The ornamental design for a bottle, as shown and described.

**DESCRIPTION**

FIG. 1 is a top, front, and right side perspective view of the bottle of the claimed design;

FIG. 2 is a bottom, front, and right side perspective view thereof;

FIG. 3 is a right side elevational view thereof;

FIG. 4 is a front elevational view thereof, the rear elevational view being identical except for the threads;

FIG. 5 is a left side elevational view thereof;

FIG. 6 is a top plan view thereof; and,

FIG. 7 is a bottom plan view thereof.

**1 Claim, 2 Drawing Sheets**

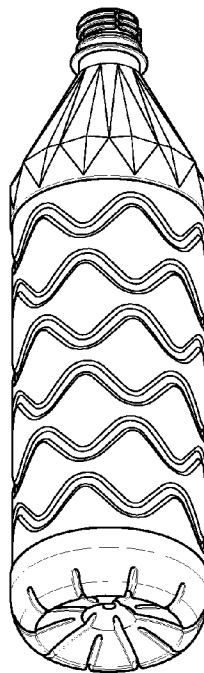
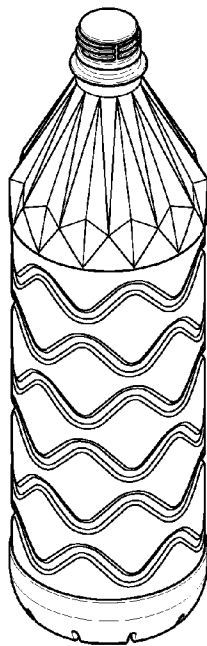


FIG. 1

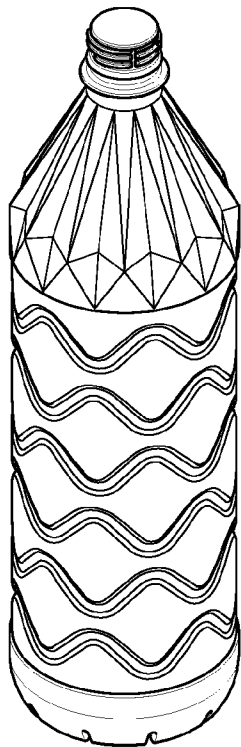


FIG. 2

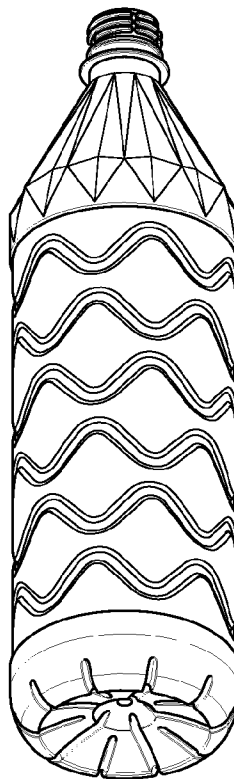


FIG. 7

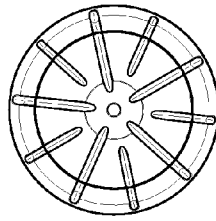


FIG. 3

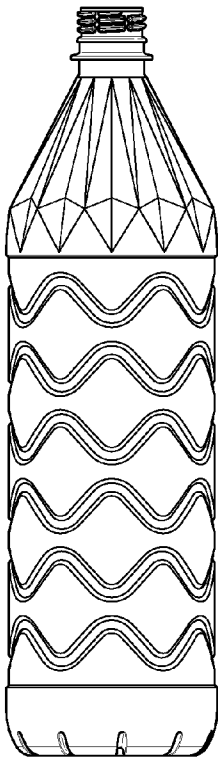


FIG. 4

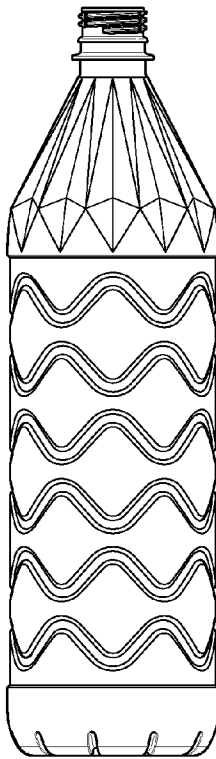


FIG. 5

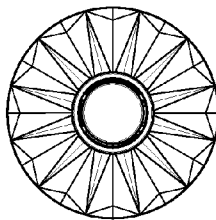
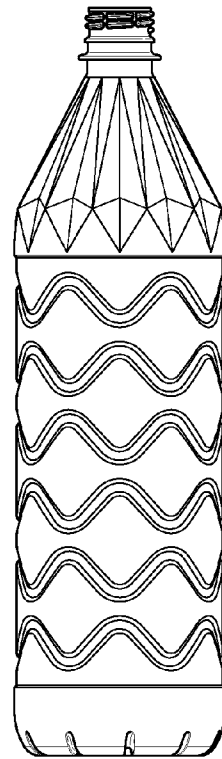


FIG. 6