



US00D855320S

(12) **United States Design Patent**  
**Olschan et al.**

(10) **Patent No.:** **US D855,320 S**

(45) **Date of Patent:** **\*\* Aug. 6, 2019**

- (54) **SUPPLY CASE**
- (71) Applicant: **Acme United Corporation**, Fairfield, CT (US)
- (72) Inventors: **Brian S. Olschan**, Madison, CT (US); **Jodi Farina**, Fairfield, CT (US); **John K. Clay**, Milford, CT (US)
- (73) Assignee: **Acme United Corporation**, Fairfield, CT (US)
- (\*\*) Term: **15 Years**
- (21) Appl. No.: **29/618,824**
- (22) Filed: **Sep. 25, 2017**
- (51) **LOC (12) Cl.** ..... **03-01**
- (52) **U.S. Cl.**  
USPC ..... **D3/294**
- (58) **Field of Classification Search**  
USPC ..... D3/201, 203.6, 205, 203.1, 232, 259, D3/260, 273, 272, 276, 279, 282, 284, D3/302, 294, 900, 905, 904; D9/414, D9/418, 430, 432, 433  
CPC .... B25H 3/00; B25H 3/02; A45C 5/00; A45C 5/04; A45C 5/08; A45C 2011/007; A45C 11/00  
See application file for complete search history.

- 8,567,600 B2 \* 10/2013 Fan ..... A45C 11/00 206/320
- D735,476 S \* 8/2015 Duvigneau ..... D3/294
- D762,979 S \* 8/2016 Verboven ..... D3/294
- D786,093 S \* 5/2017 Christie ..... D9/748
- D795,874 S \* 8/2017 Szeremeta ..... D14/432
- D823,593 S \* 7/2018 Giannopoulos ..... D3/203.1
- 2011/0259789 A1 \* 10/2011 Fan ..... B60R 11/0258 206/701

\* cited by examiner

*Primary Examiner* — Jennifer Rivard

*Assistant Examiner* — April Rivas

(74) *Attorney, Agent, or Firm* — Alix, Yale & Ristas, LLP

(57) **CLAIM**

The ornamental design for a supply case, as shown and described.

**DESCRIPTION**

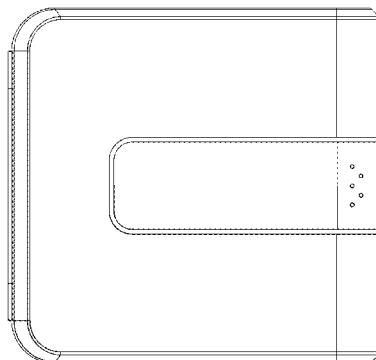
FIG. 1 is a front view of a supply case showing the new design;  
 FIG. 2 is a right side view thereof;  
 FIG. 3 is a left side view thereof;  
 FIG. 4 is a top plan view thereof;  
 FIG. 5 is a bottom plan view thereof;  
 FIG. 6 is a front view of a second embodiment thereof;  
 FIG. 7 is a right side view thereof;  
 FIG. 8 is a left side view thereof;  
 FIG. 9 is a top plan view thereof;  
 FIG. 10 is a bottom plan view thereof;  
 FIG. 11 is a front view of a third embodiment thereof;  
 FIG. 12 is a right side view thereof;  
 FIG. 13 is a left side view thereof;  
 FIG. 14 is a top plan view thereof; and,  
 FIG. 15 is a bottom plan view thereof.  
 The broken lines illustrate portions of the supply case and form no part of the claimed design.

**1 Claim, 9 Drawing Sheets**

(56) **References Cited**

**U.S. PATENT DOCUMENTS**

- D330,913 S \* 11/1992 Hiromori ..... D19/75
- D350,850 S \* 9/1994 Angelini ..... D3/273
- D506,611 S \* 6/2005 Hiller ..... D3/281
- D527,182 S \* 8/2006 Ham ..... D3/274
- D540,038 S \* 4/2007 Hussaini ..... D3/201
- D563,093 S \* 3/2008 Nussberger ..... D3/201
- D563,094 S \* 3/2008 Meyer-Hayoz ..... D3/203.1
- D609,009 S \* 2/2010 Schaal ..... D3/294
- D658,377 S \* 5/2012 Corwin ..... D3/302



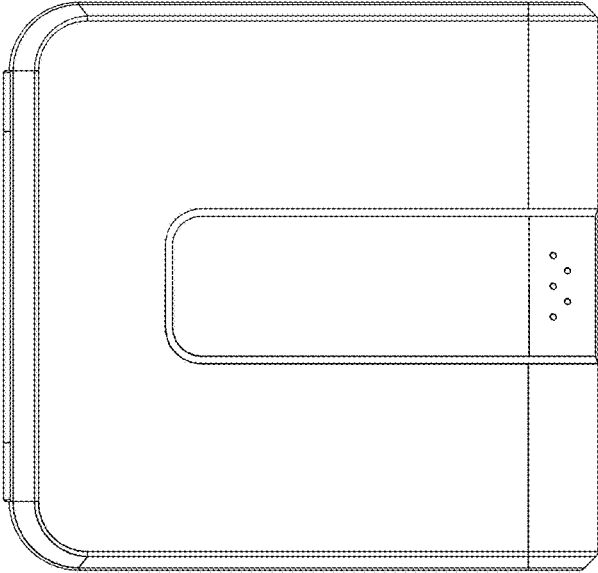


FIG. 1

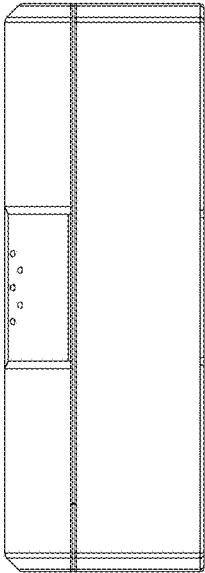


FIG. 2




FIG. 3

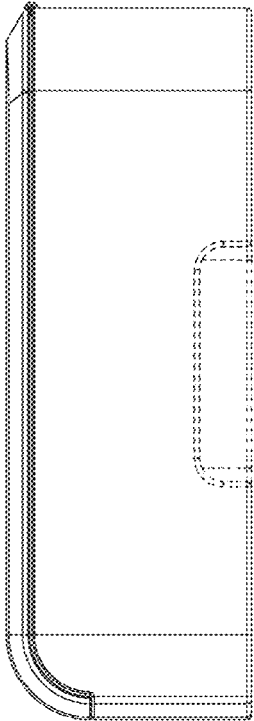


FIG. 4




FIG. 5

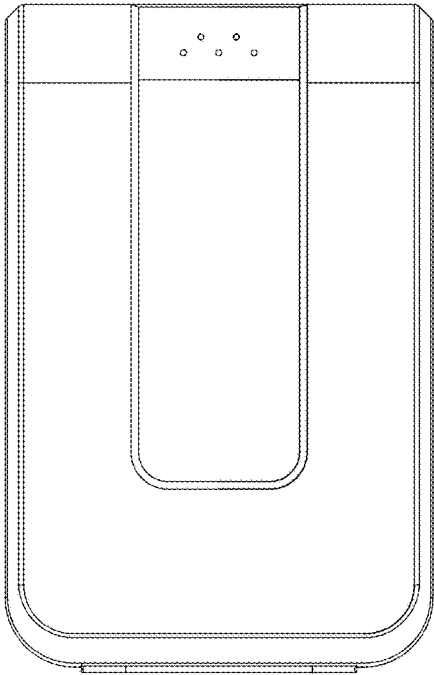


FIG. 6

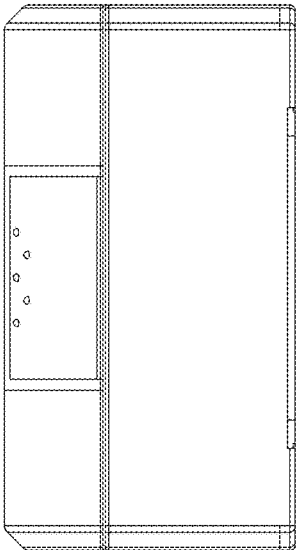


FIG. 7

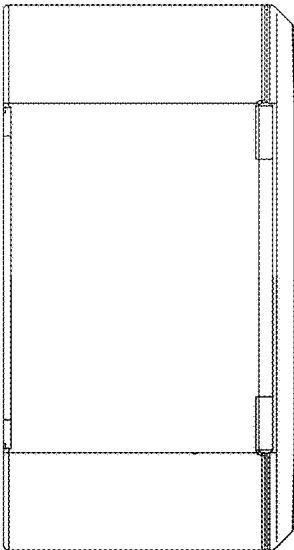


FIG. 8




FIG. 9




FIG. 10

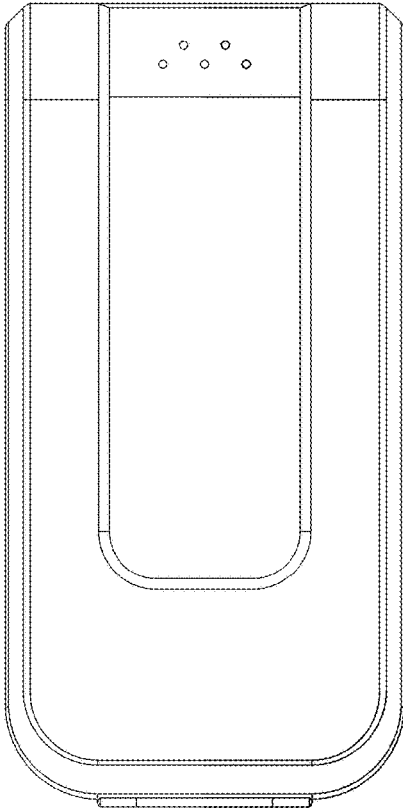


FIG. 11

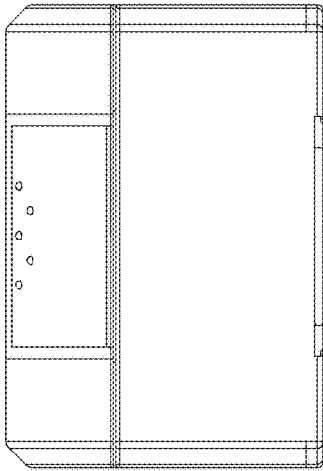


FIG. 12

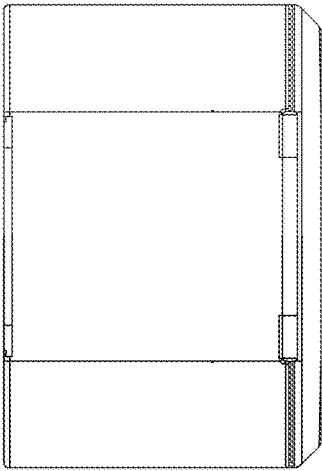


FIG. 13




FIG. 14




FIG. 15