



US00D545862S

(12) **United States Design Patent**
Kawasaki et al.

(10) **Patent No.:** **US D545,862 S**

(45) **Date of Patent:** **** Jul. 3, 2007**

(54) **PROJECTOR**

(75) Inventors: **Mugio Kawasaki**, Suwa (JP); **Isao Sakamaki**, Matsumoto (JP); **Yosuke Kikuchi**, Matsumoto (JP); **Kunihisa Nakamura**, Matsumoto (JP); **Tetsushi Kimura**, Matsumoto (JP)

(73) Assignee: **Seiko Epson Corporation**, Tokyo (JP)

(**) Term: **14 Years**

(21) Appl. No.: **29/237,742**

(22) Filed: **Sep. 7, 2005**

(30) **Foreign Application Priority Data**

Jul. 20, 2005 (JP) 2005-021080

(51) **LOC (8) Cl.** **16-02**

(52) **U.S. Cl.** **D16/230; D16/221; D16/225**

(58) **Field of Classification Search** D16/205,
D16/208, 213, 221, 225, 230, 231, 234; D21/514;
349/5, 7, 8, 9, 58; 352/34, 242; 353/115,
353/119, 122

See application file for complete search history.

(56) **References Cited**

U.S. PATENT DOCUMENTS

D464,074 S * 10/2002 Miyazaki D16/230
D470,525 S * 2/2003 Nakayama et al. D16/231

6,616,282 B2 * 9/2003 Ozawa 353/119
D498,490 S * 11/2004 Kawasaki et al. D16/231
D502,486 S * 3/2005 Kawasaki et al. D16/230
D505,440 S * 5/2005 Kawasaki et al. D16/231
2002/0048001 A1 * 4/2002 Fujimori 353/119

* cited by examiner

Primary Examiner—Ian Simmons

Assistant Examiner—W. Laymon

(74) *Attorney, Agent, or Firm*—Oliff & Berridge, PLC

(57) **CLAIM**

The ornamental design for a projector, as shown and described.

DESCRIPTION

FIG. 1 is a perspective view of a projector;

FIG. 2 is a front view thereof;

FIG. 3 is a rear view thereof;

FIG. 4 is a left-side view thereof;

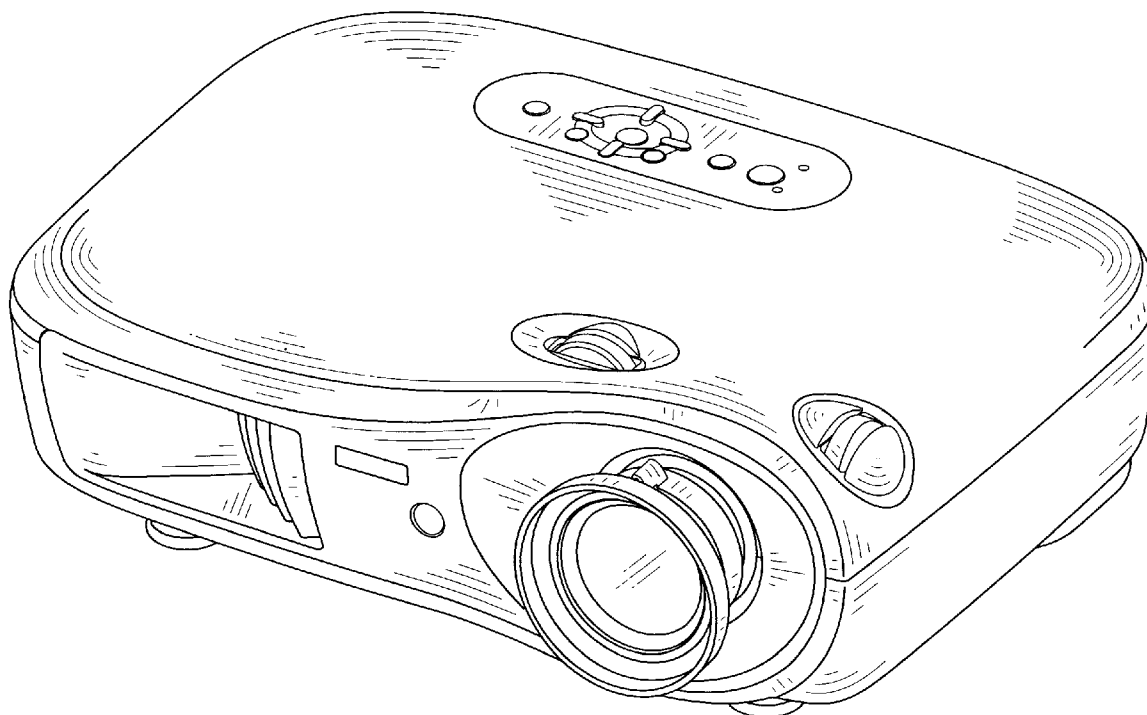
FIG. 5 is a right-side view thereof;

FIG. 6 is a top view thereof; and,

FIG. 7 is a bottom view thereof.

The broken lines showing of the connectors are included for the purpose of illustrating portions of the projector and forms no part of the claimed design.

1 Claim, 5 Drawing Sheets



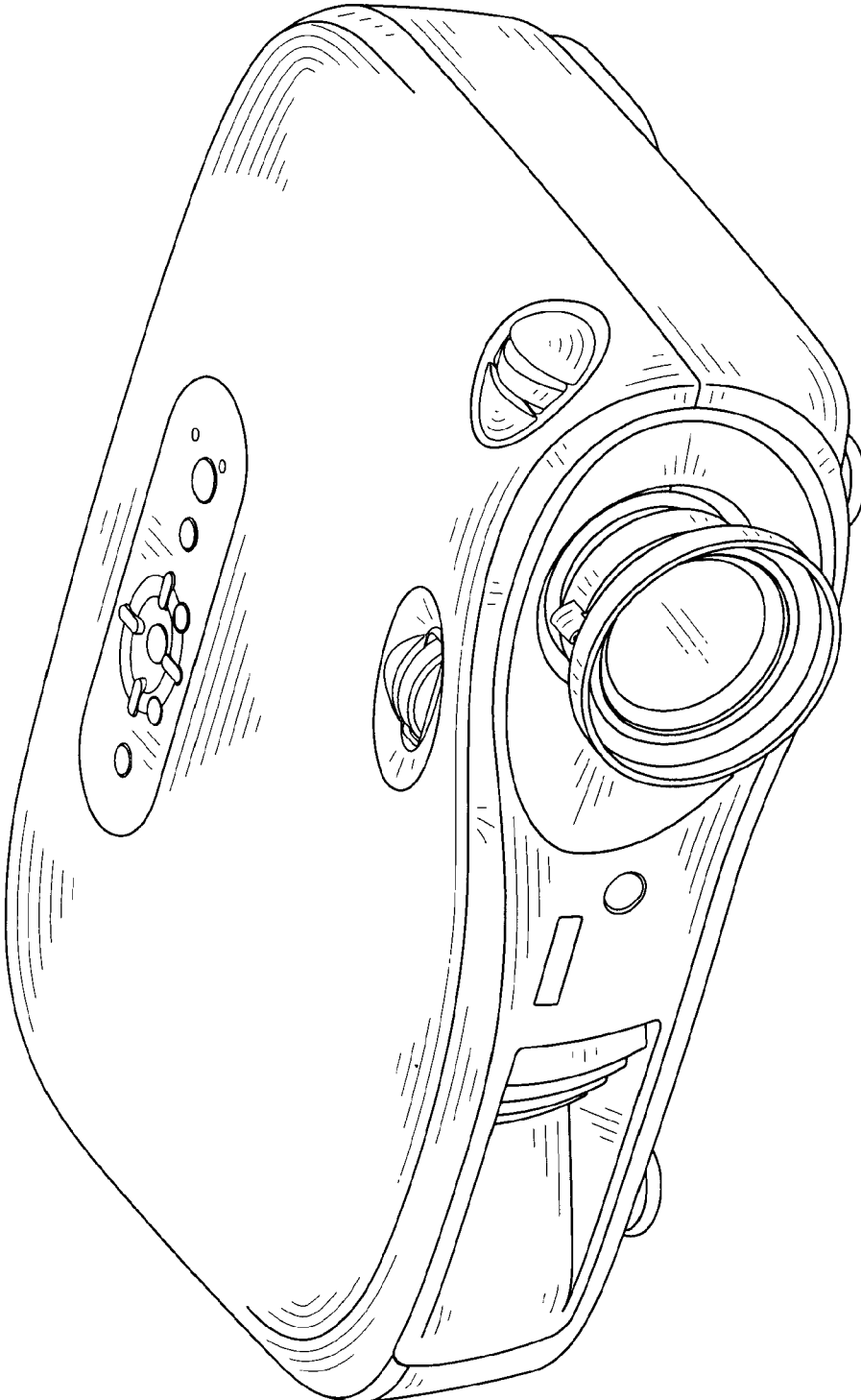


FIG. 1

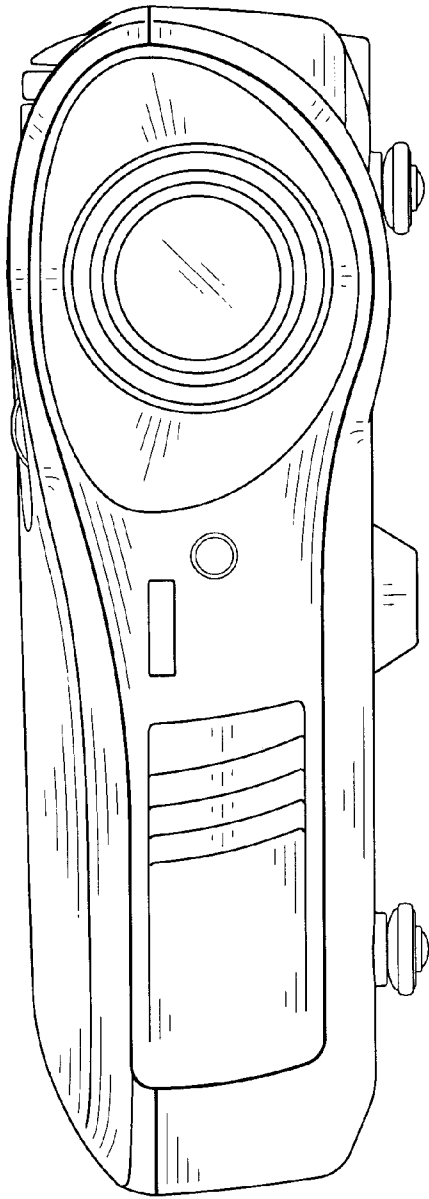


FIG. 2

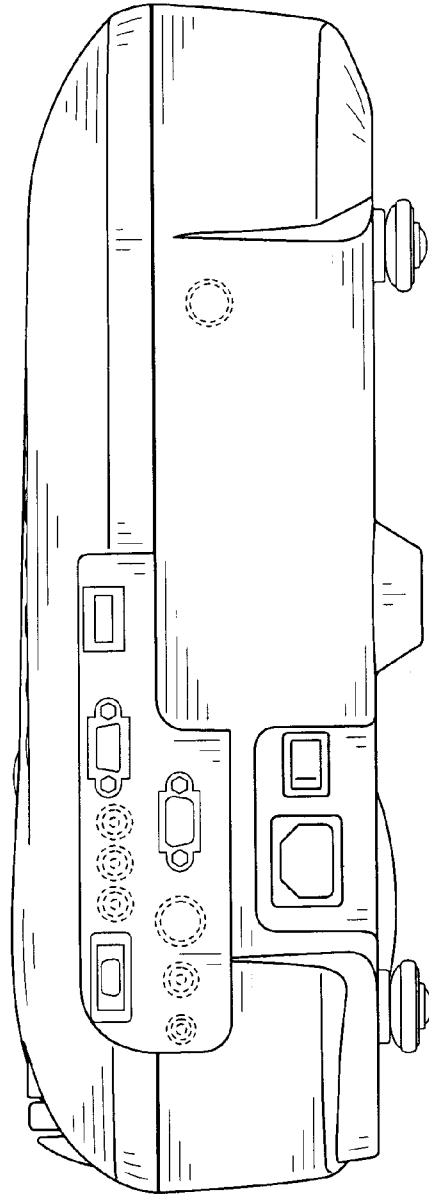


FIG. 3

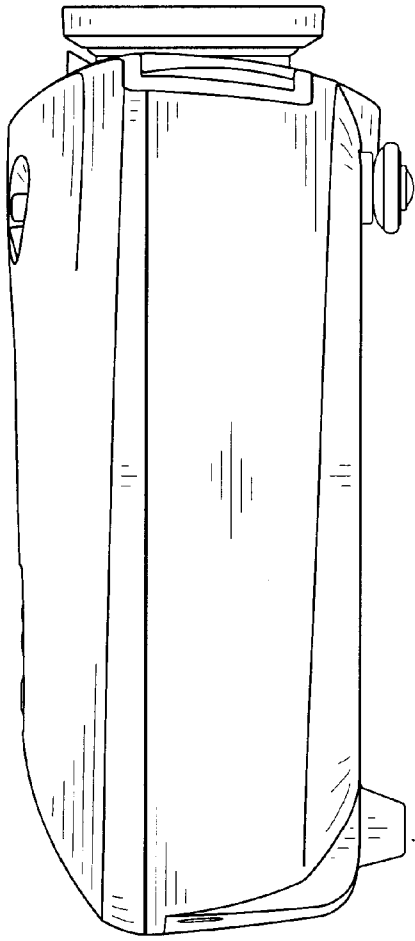


FIG. 4

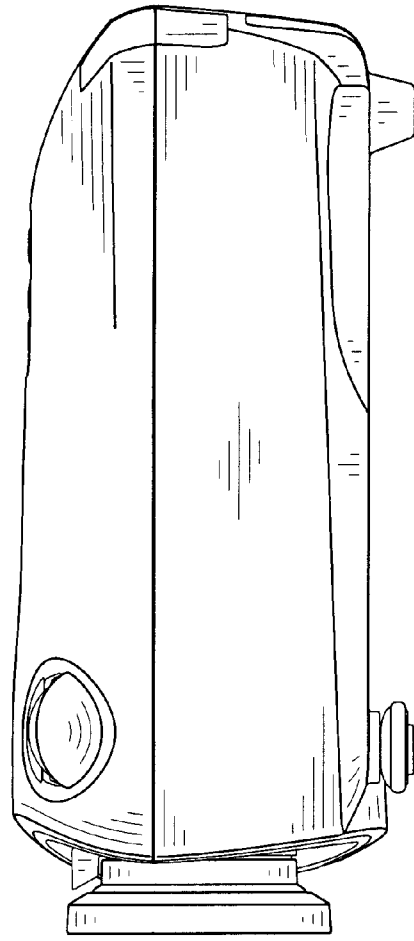


FIG. 5

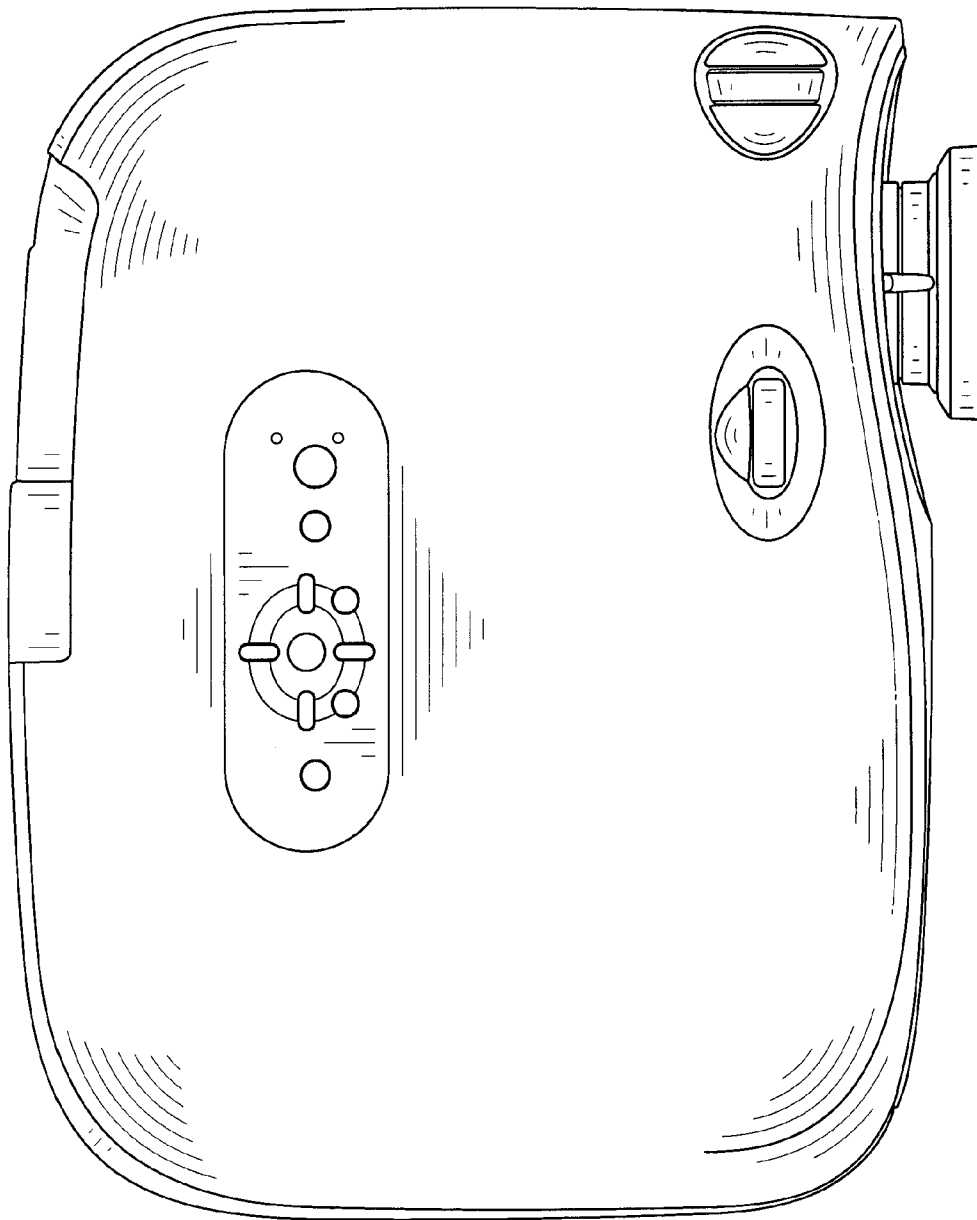


FIG. 6

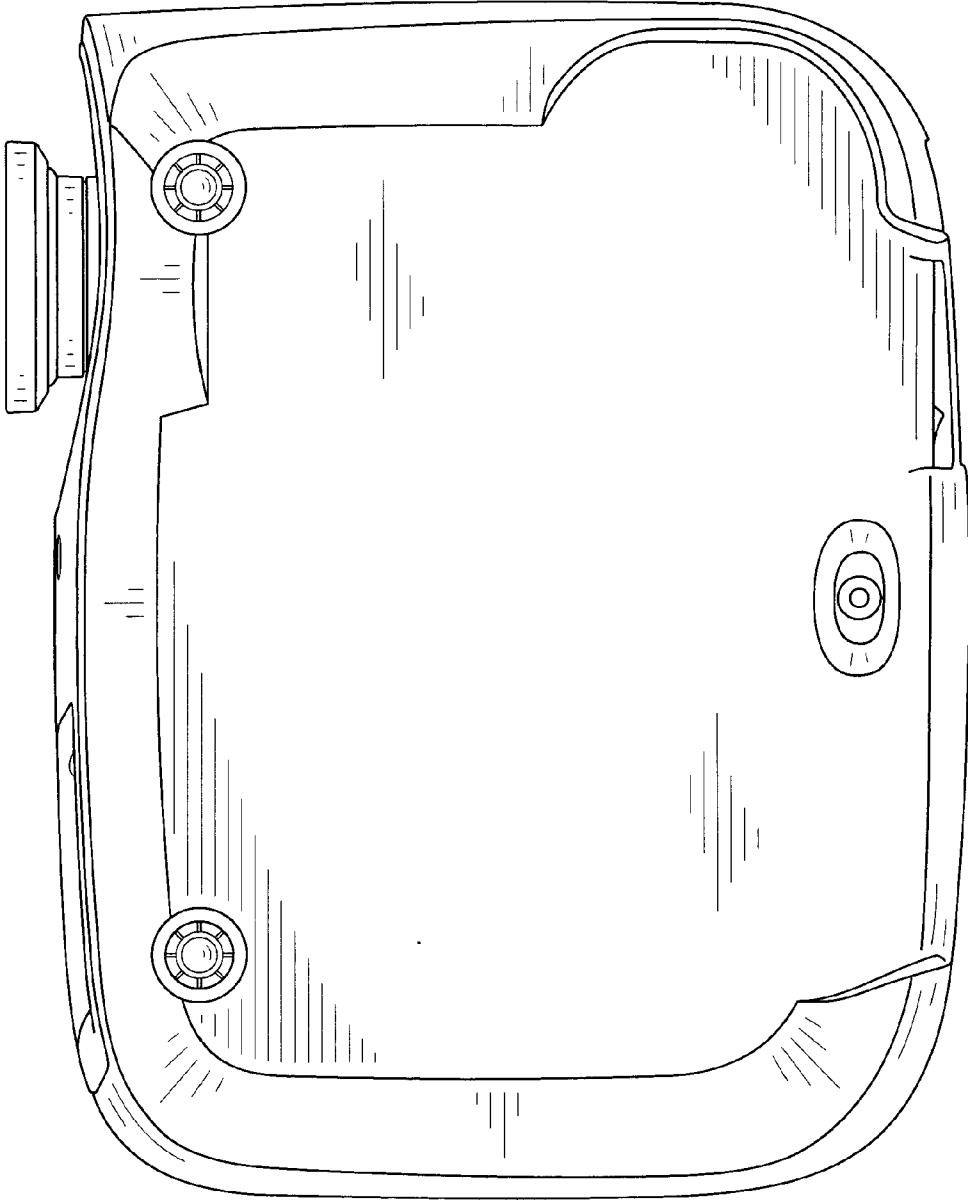


FIG. 7