



US00D435202S

United States Patent [19]
Ancona et al.

[11] **Patent Number: Des. 435,202**
[45] **Date of Patent: ** Dec. 19, 2000**

[54] **PEELER**
[75] Inventors: **Bruce E. Ancona; Joseph E. Gasparino**, both of New York, N.Y.
[73] Assignee: **World Kitchen, Inc.**, Elmira, N.Y.
[**] Term: **14 Years**
[21] Appl. No.: **29/117,080**
[22] Filed: **Jan. 14, 2000**
[51] **LOC (7) Cl.** **07-04**
[52] **U.S. Cl.** **D7/695**
[58] **Field of Search** D7/693, 695; 30/123.5, 30/123.7, 113.3, 279.4, 279.6, 280

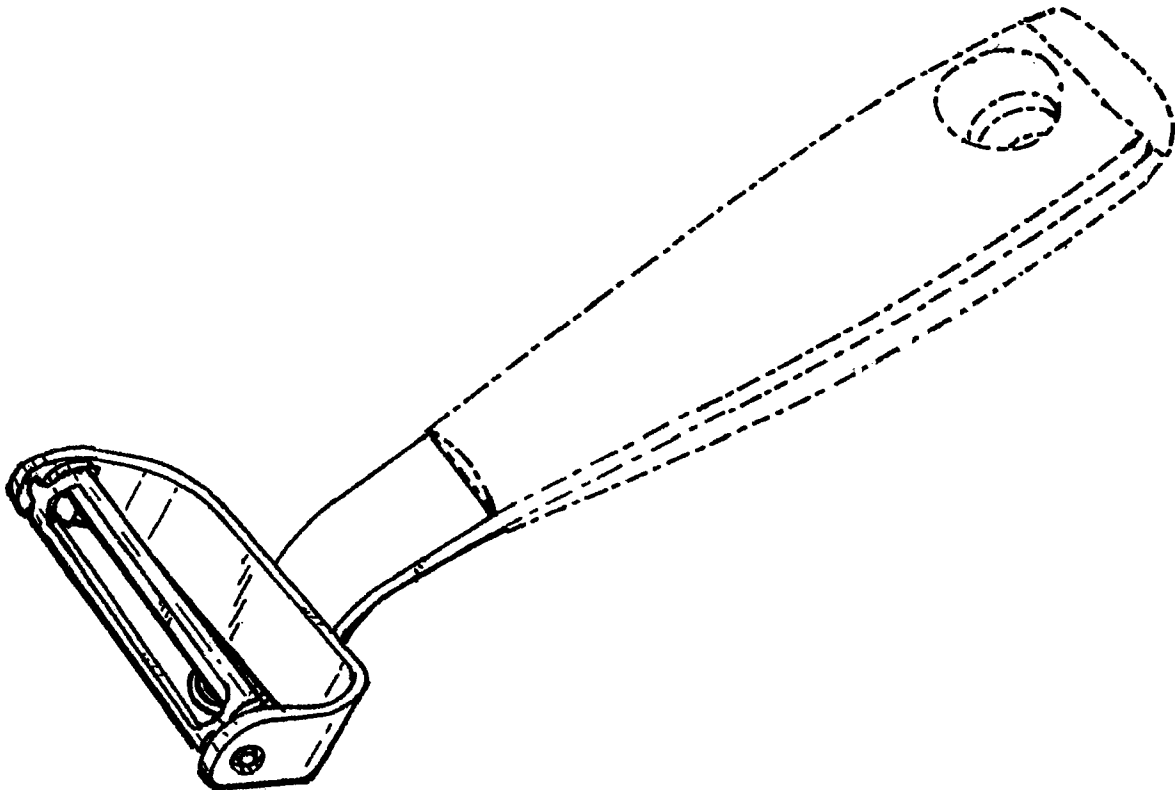
[56] **References Cited**
U.S. PATENT DOCUMENTS
D. 114,672 5/1939 Coughlin D7/695
D. 181,941 1/1958 Murphree D7/695
D. 420,867 2/2000 Lion et al. D7/695

2,645,851 7/1953 Ferrin 30/280
2,986,813 6/1961 De Vault 30/280
Primary Examiner—Terry A. Wallace
Attorney, Agent, or Firm—Wolf, Greenfield & Sacks, P.C.

[57] **CLAIM**
The ornamental design for a peeler, as shown and described.

DESCRIPTION
FIG. 1 is a side, top perspective view of the peeler showing our new design, the handle is shown in broken lines for illustrative purposes only and forms no part of the claimed design.
FIG. 2 is a top view thereof;
FIG. 3 is a bottom view thereof;
FIG. 4 is a left side view thereof;
FIG. 5 is a right side view thereof;
FIG. 6 is a front view thereof; and,
FIG. 7 is a rear view thereof.

1 Claim, 2 Drawing Sheets



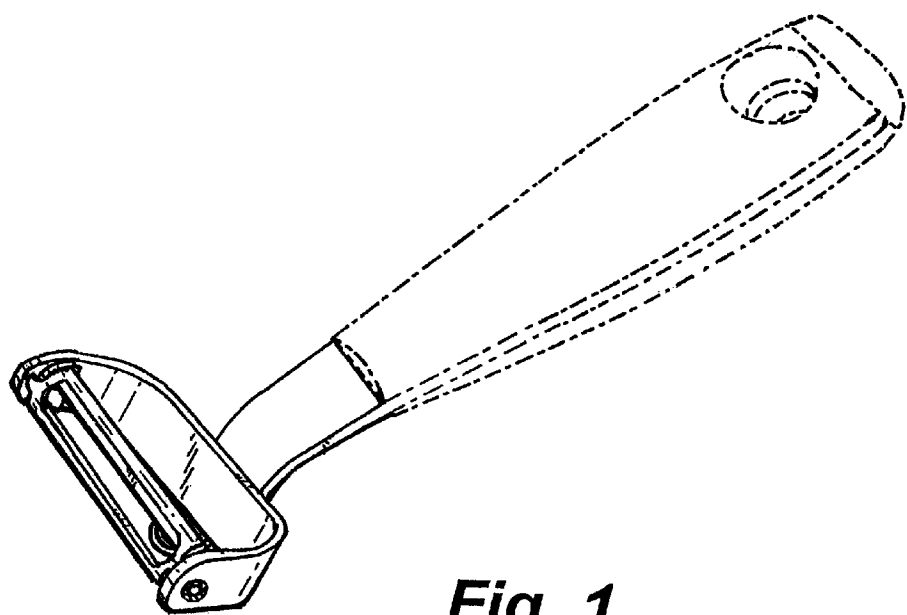


Fig. 1

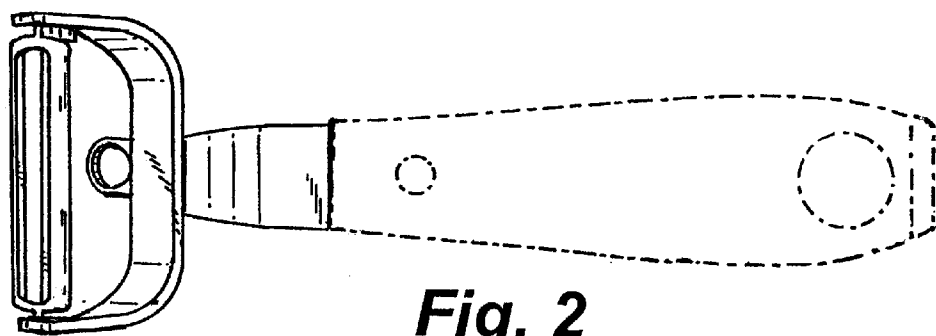


Fig. 2

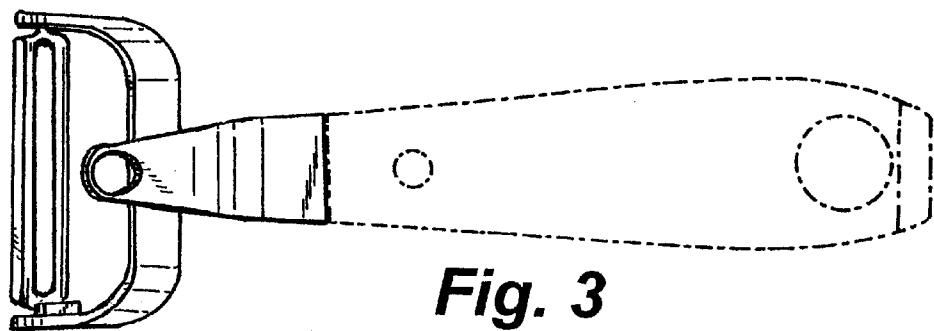


Fig. 3



Fig. 4

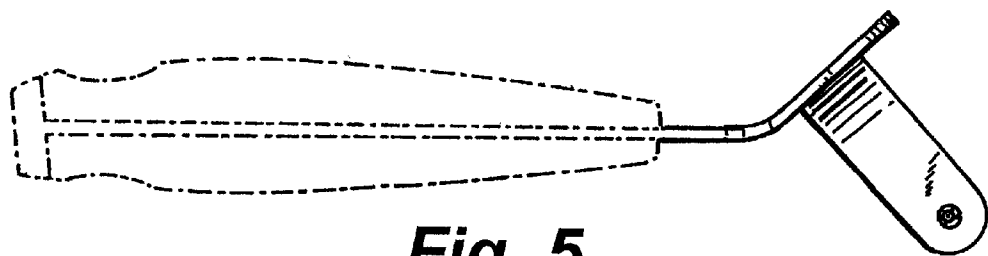


Fig. 5

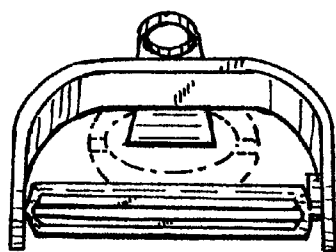


Fig. 6

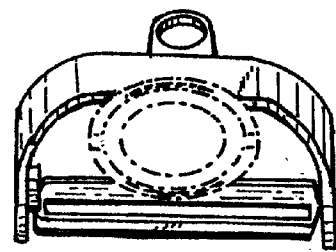


Fig. 7