No. 619,163. Patented Feb. 7, 1899.

L. F. C. GIEBERICH.

ATTACHMENT FOR SPECTACLE TEMPLES.

(Application filed Aug. 20, 1898.)

(No Model.)

Fig. 1.

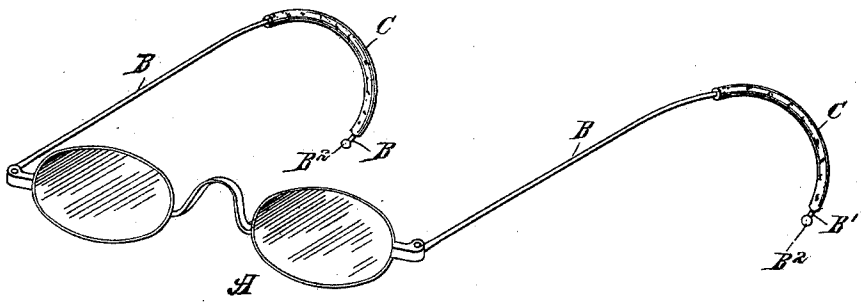

Fig. 2.

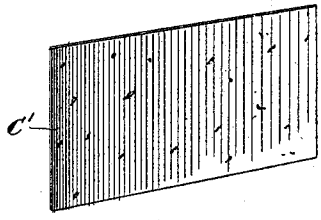

Fig. 3.



Fig. 4.

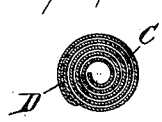

WITNESSES:

William P. Goebel.

Rev. G. Hoster

INVENTOR

L. F. C. Gieberich.

BY

ATTORNEYS.

THE NORRIS PETERS CO., PHOTO-LITHO., WASHINGTON, D. C.

UNITED STATES PATENT OFFICE.

LEO F. C. GIEBERICH, OF NEW YORK, N. Y.

ATTACHMENT FOR SPECTACLE-TEMPLES.

SPECIFICATION forming part of Letters Patent No. 619,163, dated February 7, 1899.

Application filed August 20, 1898. Serial No. 689,104. (No model.)

To all whom it may concern:

Be it known that I, LEO F. C. GIEBERICH, of the city of New York, borough of Manhattan, in the county and State of New York, have invented a new and Improved Attachment for Spectacle-Temples, of which the following is a full, clear, and exact description.

The object of the invention is to provide a new and improved attachment for spectacle-temples whereby the latter are securely held in position to prevent shifting of the spectacles on the wearer's head and whereby the skin of the ear is not irritated or rendered sore by the fine wire forming the hook for the temple embedding itself in the soft tissues of the skin, as heretofore experienced.

The invention consists of novel features and parts and combinations of the same, as will be fully described hereinafter and then pointed out in the claim.

Reference is to be had to the accompanying drawings, forming a part of this specification, in which similar characters of reference indicate corresponding parts in all the figures.

Figure 1 is a perspective view of the improvement as applied. Fig. 2 is a perspective view of the blank for forming the tubular protector. Fig. 3 is a perspective view of the protector, and Fig. 4 is an enlarged cross-section of the same on the line 4 4 in Fig. 3.

The spectacles A, of any approved construction, are provided with the usual temples B, formed with hooks B′, terminating in small balls or lugs B^2, as plainly shown in Fig. 1. The hook B′ of each temple is surrounded by a tubular protector C, made of cork and securely held on the said hook, so as to engage the ear and prevent the fine wire of which the hook B′ is made from cutting into the skin, and thus irritating the same and rendering it sore, as is so frequently experienced when using spectacles without my protector.

I have found by experiment that cork is an excellent material for preventing irritation of the skin and the embedding of the fine wire, as described, and at the same time the protector can be cheaply manufactured and readily applied on the hook B′ by slipping the protector upon the said hook over the ball B^2, it being understood that the resiliency of the cork material permits of passing the cork over the ball B^2 to then again contract on the hook B′ after having passed said ball B^2.

In order to render cork available for the intended purpose, I form very thin sheets C′ of the cork, as indicated in Fig. 2, and then roll the said sheet into tubular form, the outer end of the sheet being fastened by a suitable adhesive substance D to the preceding layer, as plainly indicated in Fig. 4. The central opening or bore of the tubular protector thus formed corresponds in diameter about to the thickness of the hook B′ to firmly and snugly engage the hook when passed upon the same, it being understood that the normally straight tubular protector readily conforms itself to the shape of the hook, as shown in Fig. 1. The protector in bending to the shape of the hook readily clamps or binds itself upon the exterior surface of the hook, so that the protector and hook are securely held in position relative to each other, and if necessary a binding, such as glue, may be employed for rigidly connecting the protector to the hook.

I am aware that skin-protectors for spectacle-temples have heretofore been constructed, as shown, for instance, in the Letters Patent of the United States No. 427,252, granted to J. L. Borsch on May 6, 1890. In this case tubes are formed and curved to the shape of the hooks of the temples, and the bore of the tubes is left sufficiently large for the temples to freely slide therein for the purpose stated. Now with my improvement the temples and the protector are rigidly connected with each other to prevent movement of the temples and hold the spectacles at all times in proper position relative to the eyes and to prevent embedding of the fine wire of the hooks in the tissues of the skin of the ear.

Having thus fully described my invention, I claim as new and desire to secure by Letters Patent—

A skin-protector for spectacles, formed of a thin sheet of cork rolled into tubular form, with a plurality of layers, and with the outer end of the sheet secured to the preceding layer, to give the protector a permanent form, with a central opening through the protector for the reception of the temple of the spectacle.

LEO F. C. GIEBERICH.

Witnesses:

EVERARD BOLTON MARSHALL,

ALFRED LURCOTT.