



(11) **EP 2 240 472 B1**

(12) **EUROPEAN PATENT SPECIFICATION**

(45) Date of publication and mention
of the grant of the patent:
21.11.2012 Bulletin 2012/47

(51) Int Cl.:
C07D 407/06 ^(2006.01) **C07D 407/14** ^(2006.01)
C07D 409/14 ^(2006.01) **A61K 31/4709** ^(2006.01)
A61P 25/28 ^(2006.01)

(21) Application number: **09705822.6**

(86) International application number:
PCT/US2009/032393

(22) Date of filing: **29.01.2009**

(87) International publication number:
WO 2009/097401 (06.08.2009 Gazette 2009/32)

(54) **2-AMINO-QUINOLINE DERIVATIVES USEFUL AS INHIBITORS OF BETA-SECRETASE (BACE)**
ALS INHIBITOREN VON BETA-SEKRETASE (BACE) GEEIGNETE 2-AMINOCHINOLINDERIVATE
DÉRIVÉS DE 2-AMINO-QUINOLINE UTILISÉS COMME INHIBITEURS DE LA BETA -SÉCRÉTASE
(BACE)

(84) Designated Contracting States:
**AT BE BG CH CY CZ DE DK EE ES FI FR GB GR
HR HU IE IS IT LI LT LU LV MC MK MT NL NO PL
PT RO SE SI SK TR**

(30) Priority: **29.01.2008 US 24244**

(43) Date of publication of application:
20.10.2010 Bulletin 2010/42

(73) Proprietor: **Janssen Pharmaceutica NV
2340 Beerse (BE)**

(72) Inventors:
• **BAXTER, Ellen**
Glenside
PA 19038 (US)
• **LU, Tianbao**
Churchville, PA 18966 (US)
• **CREIGHTON, Christopher J.**
San Diego, CA 92111 (US)
• **REITZ, Allen, B.**
Lansdale, PA 19446 (US)

- **REYNOLDS, Charles, H.**
Lansdale, PA 19446 (US)
- **LUO, Chi**
New Hope, PA 18938 (US)
- **SIEBER-MCMASTER, Ellen**
Langhome, PA 19047 (US)
- **MORGAN ROSS, Tina**
Royerford, PA 19468 (US)
- **HUANG, Yifang**
Lansdale, PA 19446 (US)
- **YUNG HO, Chih**
Lansdale, PA 19446 (US)

(74) Representative: **Warner, James Alexander**
Carpmaels & Ransford
One Southampton Row
London
WC1B 5HA (GB)

(56) References cited:
WO-A-2006/017836 WO-A-2006/017844
WO-A-2007/050612

Note: Within nine months of the publication of the mention of the grant of the European patent in the European Patent Bulletin, any person may give notice to the European Patent Office of opposition to that patent, in accordance with the Implementing Regulations. Notice of opposition shall not be deemed to have been filed until the opposition fee has been paid. (Art. 99(1) European Patent Convention).

EP 2 240 472 B1

Description

FIELD OF THE INVENTION

[0001] The present invention is directed to novel 2-amino-quinoline derivatives, pharmaceutical compositions containing them and said compounds for use in the treatment of Alzheimer's disease (AD), mild cognitive impairment, senility and/or dementia. The compounds of the present invention are inhibitors of β -secretase, also known as β -site amyloid cleaving enzyme, BACE, BACE1, Asp2, or memapsin 2.

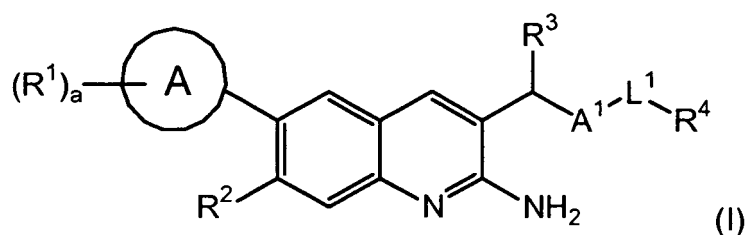
BACKGROUND OF THE INVENTION

[0002] Alzheimer's Disease (AD) is a neurodegenerative disease associated with aging. AD patients suffer from cognition deficits and memory loss as well as behavioral problems such as anxiety. Over 90% of those afflicted with AD have a sporadic form of the disorder while less than 10% of the cases are familial or hereditary. In the United States, about 1 in 10 people at age 65 have AD while at age 85, 1 out of every two individuals are affected with AD. The average life expectancy from the initial diagnosis is 7-10 years, and AD patients require extensive care either in an assisted living facility which is very costly or by family members. With the increasing number of elderly in the population, AD is a growing medical concern. Currently available therapies for AD merely treat the symptoms of the disease and include acetylcholinesterase inhibitors to improve cognitive properties as well as anxiolytics and antipsychotics to control the behavioral problems associated with this ailment.

[0003] The hallmark pathological features in the brain of AD patients are neurofibrillary tangles which are generated by hyperphosphorylation of tau protein and amyloid plaques which form by aggregation of β -amyloid₁₋₄₂ ($A\beta_{1-42}$) peptide. $A\beta_{1-42}$ forms oligomers and then fibrils, and ultimately amyloid plaques. The oligomers and fibrils are believed to be especially neurotoxic and may cause most of the neurological damage associated with AD. Agents that prevent the formation of $A\beta_{1-42}$ have the potential to be disease-modifying agents for the treatment of AD. $A\beta_{1-42}$ is generated from the amyloid precursor protein (APP), comprised of 770 amino acids. The N-terminus of $A\beta_{1-42}$ is cleaved by β -secretase (BACE), and then γ -secretase cleaves the C-terminal end. In addition to $A\beta_{1-42}$, γ -secretase also liberates $A\beta_{1-40}$ which is the predominant cleavage product as well as $A\beta_{1-38}$ and $A\beta_{1-43}$. These $A\beta$ forms can also aggregate to form oligomers and fibrils. Thus, inhibitors of BACE would be expected to prevent the formation of $A\beta_{1-42}$ as well as $A\beta_{1-40}$, $A\beta_{1-38}$ and $A\beta_{1-43}$ and would be potential therapeutic agents in the treatment of AD.

SUMMARY OF THE INVENTION

[0004] The present invention is directed to compounds of formula (I)



wherein

a is an integer from 0 to 4;

R^1 is selected from the group consisting of halogen, C_{1-4} alkyl, C_{1-4} alkoxy, halogenated C_{1-4} alkyl and halogenated C_{1-4} alkoxy;

A is selected from the group consisting of aryl and heteroaryl;

R^2 is selected from the group consisting of hydrogen and C_{1-4} alkoxy;

R^3 is selected from the group consisting of hydrogen, C_{1-8} alkyl, hydroxy substituted C_{2-8} alkyl, $NR^A R^B$ substituted C_{2-8} alkyl, $-C_{1-4}$ alkyl-O- C_{1-4} alkyl, cycloalkyl, $-(C_{1-4}$ alkyl)-cycloalkyl, heterocycloalkyl and $-(C_{1-4}$ alkyl)-heterocycloalkyl; wherein R^A and R^B are each independently selected from the group consisting of hydrogen and C_{1-4} alkyl;

A^1 is selected from the group consisting of $-(CH_2)_b-$; wherein b is an integer from 2 to 4;

L^1 is selected from the group consisting of $-NRC-$ and $-C(O)-NRC-$; wherein R^C is selected from the group consisting of hydrogen, C_{1-8} alkyl, hydroxy substituted C_{1-4} alkyl, $-C_{1-4}$ alkyl-O- C_{1-4} alkyl and C_{5-7} cycloalkyl;

R^4 is selected from the group consisting of C_{1-8} alkyl, C_{2-12} alkenyl, $-C_{1-4}$ alkyl-O- C_{1-4} alkyl, $-C_{1-4}$ alkyl- $NR^D R^E$, $-C_{1-4}$ alkyl-OH, cycloalkyl, $-C_{1-4}$ alkyl-cycloalkyl, partially unsaturated carbocyclyl, $-C_{1-4}$ alkyl-(partially unsaturated carbocyclyl), aryl,

aralkyl, heteroaryl, -C₁₋₄alkyl-heteroaryl, heterocycloalkyl and -C₁₋₄alkyl-heterocycloalkyl;
 wherein R^D and R^E are each independently selected from the group consisting of hydrogen and C₁₋₄alkyl;
 and wherein the cycloalkyl, partially unsaturated carbocycl, aryl, heteroaryl or heterocycloalkyl, whether alone or as
 part of a substituent group, is optionally substituted with one or more substituents independently selected from the group
 consisting of fluoro, C₁₋₄alkyl, -C₁₋₄alkyl-O-C₁₋₄alkyl, carboxy, -C(O)O-C₁₋₄alkyl and aralkyl;
 alternatively, L¹ is -NRC- and R^C and R⁴ are taken together with the nitrogen atom to which they are attached to form a
 ring structure selected from the group consisting of 1-pyrazolyl, 1-imidazolyl and 1-(1,2,3-triazolyl); wherein the 1-pyra-
 zolyl, 1-imidazolyl or 1-(1,2,3-triazolyl) is optionally substituted with a substituent selected from the group consisting of
 C₁₋₆alkyl;

and pharmaceutically acceptable salts thereof.

[0005] Illustrative of the invention is a pharmaceutical composition comprising a pharmaceutically acceptable carrier
 and any of the compounds described above. An illustration of the invention is a pharmaceutical composition made by
 mixing any of the compounds described above and a pharmaceutically acceptable carrier. Illustrating the invention is a
 process for making a pharmaceutical composition comprising mixing any of the compounds described above and a
 pharmaceutically acceptable carrier.

[0006] Exemplifying the invention are compounds or pharmaceutical compositions described above for use in methods
 of treating a disorder mediated by the β -secretase enzyme, comprising administering to a subject in need thereof a
 therapeutically effective amount of any of the compounds or pharmaceutical compositions described above.

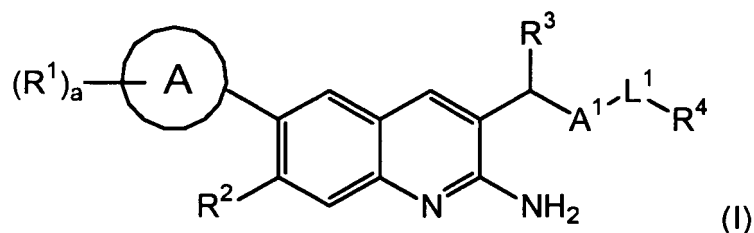
[0007] Further exemplifying the invention are compounds or pharmaceutical compositions described above for use in
 methods of inhibiting the β -secretase enzyme, comprising administering to a subject in need thereof a therapeutically
 effective amount of any of the compounds or pharmaceutical compositions described above.

[0008] An example of the invention is a compound or pharmaceutical composition described above for use in a method
 of treating a disorder selected from the group consisting of Alzheimer's disease (AD), mild cognitive impairment, senility,
 dementia, dementia with Lewy bodies, Down's syndrome, dementia associated with stroke, dementia associated with
 Parkinson's disease and dementia associated with beta-amyloid, preferably Alzheimer's disease, comprising adminis-
 tering to a subject in need thereof, a therapeutically effective amount of any of the compounds or pharmaceutical
 compositions described above.

[0009] Another example of the invention is the use of any of the compounds described above in the preparation of a
 medicament for treating: (a) Alzheimer's Disease (AD), (b) mild cognitive impairment, (c) senility, (d) dementia, (e)
 dementia with Lewy bodies, (f) Down's syndrome, (g) dementia associated with stroke, (h) dementia associated with
 Parkinson's disease and (i) dementia associated with beta-amyloid, in a subject in need thereof.

DETAILED DESCRIPTION OF THE INVENTION

[0010] The present invention is directed to compounds of formula (I)



wherein a, R¹, R², R³, A¹, L¹ and R⁴ are as herein defined, and pharmaceutically acceptable salts thereof. The
 compounds of formula (I) are inhibitors of the β -secretase enzyme (also known as β -site cleaving enzyme, BACE, BACE1,
 Asp2 or memapsin 2), and are useful in the treatment of Alzheimer's disease (AD), mild cognitive impairment (MCI),
 senility, dementia, dementia associated with stroke, dementia with Lewy bodies, Down's syndrome, dementia associated
 with Parkinson's disease and dementia associated with beta-amyloid, preferably Alzheimer's disease, mild cognitive
 impairment or dementia, more preferably Alzheimer's disease.

[0011] In an embodiment of the present invention, a is an integer from 0 to 3. In another embodiment of the present
 invention, a is an integer from 0 to 2. In another embodiment of the present invention, a is an integer from 1 to 2. In
 another embodiment of the present invention, a is 1.

[0012] In an embodiment of the present invention, R¹ is selected from the group consisting of halogen, C₁₋₄alkoxy,
 halogenated C₁₋₄alkyl and halogenated C₁₋₄alkoxy. In another embodiment of the present invention, R¹ is selected from
 the group consisting of halogen, C₁₋₂alkoxy, fluorinated C₁₋₂alkyl and fluorinated C₁₋₂alkoxy.

[0013] In another embodiment of the present invention, R¹ is selected from the group consisting of fluoro, methoxy,

ethoxy, trifluoromethyl and trifluoromethoxy. In another embodiment of the present invention, R¹ is selected from the group consisting of fluoro, methoxy and ethoxy. In another embodiment of the present invention, R¹ is selected from the group consisting of fluoro and ethoxy. In another embodiment of the present invention, R¹ is selected from the group consisting of fluoro, methoxy and trifluoromethoxy.

[0014] In an embodiment of the present invention, A is selected from the group consisting of aryl and heteroaryl. In another embodiment of the present invention, A is selected from the group consisting of phenyl, 2-thienyl, 2-invention, A is selected from the group consisting of phenyl, 2-thienyl, 2-pyrrolyl, 2-pyridyl and 7-indolyl. In another embodiment of the present invention, A is selected from the group consisting of phenyl and 2-thienyl. In another embodiment of the present invention, A is selected from the group consisting of phenyl, 2-thienyl and 7-indolyl. In another embodiment of the present invention, A is selected from the group consisting of phenyl and 7-indolyl.

[0015] In an embodiment of the present invention, R² is selected from the group consisting of hydrogen and C₁₋₄alkoxy. In another embodiment of the present invention, R² is selected from the group consisting of hydrogen and C₁₋₂alkoxy. In another embodiment of the present invention, R² is selected from the group consisting of hydrogen, methoxy and ethoxy. In another embodiment of the present invention, R² is hydrogen. In another embodiment of the present invention, R² is selected from the group consisting of hydrogen and ethoxy.

[0016] In an embodiment of the present invention, R³ is selected from the group consisting of C₁₋₈alkyl, hydroxy substituted C₂₋₈alkyl, NR^AR^B substituted C₂₋₈alkyl, cycloalkyl, -(C₁₋₄alkyl)-cycloalkyl, heterocycloalkyl and -(C₁₋₄alkyl)-heterocycloalkyl; wherein R^A and R^B are each independently selected from the group consisting of hydrogen and C₁₋₄alkyl. In another embodiment of the present invention, R³ is selected from the group consisting of cycloalkyl and heterocycloalkyl. In another embodiment of the present invention, R³ is selected from the group consisting of (S)-cyclohexyl and 4-tetrahydropyranyl. In another embodiment of the present invention, R³ is 4-tetrahydropyranyl.

[0017] In an embodiment of the present invention, A¹ is selected from the group consisting of -(CH₂)_b-; wherein b is an integer from 2 to 4. In another embodiment of the present invention, A¹ is selected from the group consisting of -(CH₂)_b; wherein b is an integer from 2 to 3. In another embodiment of the present invention, A¹ is selected from the group consisting of -CH₂CH₂- and -CH₂CH₂CH₂-. In another embodiment of the present invention, A¹ is -CH₂CH₂-

[0018] In an embodiment of the present invention, L¹ is selected from the group consisting of -NR^C- and -C(O)-NR^C-. In another embodiment of the present invention, L¹ is -C(O)-NR^C-.

[0019] In an embodiment of the present invention, R^C is selected from the group consisting of hydrogen, C₁₋₈alkyl, hydroxy substituted C₁₋₄alkyl and C₅₋₇cycloalkyl. In another embodiment of the present invention, R^C is selected from the group consisting of hydrogen, C₁₋₈alkyl and cycloalkyl. In another embodiment of the present invention, R^C is selected from the group consisting of hydrogen, methyl, 3,3-dimethyl-n-butyl and cyclohexyl. In another embodiment of the present invention, R^C is selected from the group consisting of hydrogen, 3,3-dimethyl-n-butyl and cyclohexyl. In another embodiment of the present invention, R^C is selected from the group consisting of hydrogen, methyl and 3,3-dimethyl-n-butyl.

[0020] In an embodiment of the present invention, R⁴ is selected from the group consisting of C₁₋₈alkyl, -C₁₋₄alkyl-O-C₁₋₄alkyl, -C₁₋₄alkyl-NR^DRE, -C₁₋₄alkyl-OH, cycloalkyl, -C₁₋₄alkyl-cycloalkyl, aryl, aralkyl, heteroaryl, -C₁₋₄alkyl-heteroaryl, heterocycloalkyl and -C₁₋₄alkyl-heterocycloalkyl; wherein the cycloalkyl, partially unsaturated carbocyclyl, aryl, heteroaryl or heterocycloalkyl, whether alone or as part of a substituent group, is optionally substituted with one or more substituents independently selected from the group consisting of fluoro, C₁₋₄alkyl, carboxy, -C(O)O-C₁₋₄alkyl and aralkyl; and wherein R^D and R^E are each independently selected from the group consisting of hydrogen and C₁₋₄alkyl. In another embodiment of the present invention, R⁴ is selected from the group consisting of C₁₋₈alkyl, hydroxy substituted C₁₋₆alkyl, -C₁₋₄alkyl-O-C₁₋₄alkyl-, cycloalkyl, -C₁₋₂alkyl-cycloalkyl, aralkyl, heteroaryl, -C₁₋₂alkyl-heteroaryl and -C₁₋₂alkyl-heterocycloalkyl; wherein the cycloalkyl, aryl, heteroaryl or heterocycloalkyl, whether alone or as part of a substituted group is optionally substituted with C₁₋₄alkyl.

[0021] In another embodiment of the present invention, R⁴ is selected from the group consisting of 1-(3,3-dimethyl-n-butyl), 1-hydroxy-ethyl-, 1-(2,2-dimethyl-3-hydroxy-n-propyl), t-butoxy-ethyl, cyclohexyl, 1-adamantyl, cyclopropyl-methyl-, cyclohexyl-methyl-, benzyl, 2-(1-methyl-imidazolyl), 2-pyridyl-methyl-, 1-pyrrolidinyl-ethyl-, 5-thiazolyl-methyl- and 4-morpholinyl-ethyl-. In another embodiment of the present invention, R⁴ is selected from the group consisting of 1-(3,3-dimethyl-n-butyl), t-butoxy-ethyl, 1-adamantyl, cyclohexyl-methyl-, benzyl, 2-(1-methyl-imidazolyl), 2-pyridyl-methyl-, 1-pyrrolidinyl-ethyl-, 5-thiazolyl-methyl- and 4-morpholinyl-ethyl-. In another embodiment of the present invention, R⁴ is selected from the group consisting of 1-(3,3-dimethyl-n-butyl), cyclohexyl-methyl-, benzyl, 2-(1-methyl-imidazolyl), 2-pyridyl-methyl-, 1-pyrrolidinyl-ethyl-, 5-thiazolyl-methyl- and 4-morpholinyl-ethyl-. In another embodiment of the present invention, R⁴ is selected from the group consisting of 1-(3,3-dimethyl-n-butyl), 1-adamantyl, cyclohexyl-methyl-, 2-(1-methyl-imidazolyl), 5-thiazolyl-methyl- and 4-morpholinyl-ethyl-.

[0022] In an embodiment of the present invention, L¹ is -NR^C- and R^C and R⁴ are taken together with the nitrogen atom to which they are attached to form a ring structure selected from the group consisting of 1-pyrazolyl, 1-imidazolyl and 1-(1,2,3-triazolyl); wherein the 1-pyrazolyl, 1-imidazolyl or 1-(1,2,3-triazolyl) is optionally substituted with a substituent selected from the group consisting of C₁₋₆alkyl. In another embodiment of the present invention, L¹ is -NR^C- and R^C and R⁴ are taken together with the nitrogen atom to which they are bound to form 1-(1,2,3-triazolyl); wherein the 1,2,3-triazolyl

is optionally substituted with a C₁₋₄alkyl. In another embodiment of the present invention, L¹ is -NR^C- and R^C and R⁴ are taken together with the nitrogen atom to which they are bound to form 1-(4-t-butyl-1,2,3-triazolyl).

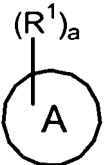
[0023] Additional embodiments of the present invention, include those wherein the substituents selected for one or more of the variables defined herein (i.e. a, R¹, A, R², R³, A¹, L¹ and R⁴) are independently selected to be any individual substituent or any subset of substituents selected from the complete list as defined herein. In another embodiment of the present invention is any single compound or subset of compounds selected from the representative compounds listed in Tables 1-2 below.

[0024] Representative compounds of the present invention are as listed in Table 1 to 2 below. Unless otherwise noted, wherein a stereogenic center is present in the listed compound, the compound was prepared as a mixture of stereo-configurations. Where a stereogenic center is present, the (S)- and (R)-designations are intended to indicate that the exact stereo-configuration of the center has not been determined.

Table 1: Representative Compounds of Formula (I)

ID No.		R ²	R ³	b	L ¹	R ⁴
1	2-fluoro-phenyl	H	4-tetrahydro-pyranyl	2	-C(O)-NH-	hydroxy-ethyl-
2	2-fluoro-phenyl	H	4-tetrahydro-pyranyl	2	-C(O)-NH-	cyclopropyl-methyl-
3	2-fluoro-phenyl	H	4-tetrahydro-pyranyl	3	-N(CH ₃)-	cyclopropyl-methyl-
4	2-fluoro-phenyl	H	4-tetrahydro-pyranyl	2	-C(O)-N(CH ₃)-	cyclopropyl-methyl-
5	2-fluoro-phenyl	H	4-tetrahydro-pyranyl	3	-NH-	1-(3,3-dimethyl-n-butyl)
6	2-fluoro-phenyl	H	4-tetrahydro-pyranyl	3	-NH-	1-(2,2-dimethyl-3-hydroxy-n-propyl)
7	2-fluoro-phenyl	H	4-tetrahydro-pyranyl	2	-C(O)-NH-	1-(3,3-dimethyl-n-butyl)
8	2-fluoro-phenyl	H	4-tetrahydro-pyranyl	3	-N(CH ₃)-	1-(3,3-dimethyl-n-butyl)
9	2-fluoro-phenyl	H	4-tetrahydro-pyranyl	2	-C(O)-NH-	1-(2,2-dimethyl-3-hydroxy-n-propyl)

(continued)

ID No.		R^2	R^3	b	L^1	R^4
10	2-fluoro-phenyl	H	4-tetrahydro-pyranyl	3	-NH-	t-butoxy-ethyl-
11	2-fluoro-phenyl	H	(S)-cyclohexyl	2	-C(O)-N(CH ₃)-	cyclohexyl
12	2-fluoro-phenyl	H	4-tetrahydro-pyranyl	2	-C(O)-NH-	cyclohexyl-methyl-
13	2-fluoro-phenyl	H	4-tetrahydro-pyranyl	3	-N(CH ₃)-	cyclohexyl-methyl-
14	2-fluoro-phenyl	H	4-tetrahydro-pyranyl	2	-C(O)-N(CH ₃)-	1-(3,3-dimethyl-n-butyl)
15	2-fluoro-phenyl	H	4-tetrahydro-pyranyl	2	-C(O)-NH-	t-butoxy-ethyl-
16	2-fluoro-phenyl	-OCH ₃	4-tetrahydro-pyranyl	3	-NH-	1-(3,3-dimethyl-n-butyl)
18	2-fluoro-phenyl	H	4-tetrahydro-pyranyl	2	-C(O)-N(CH ₃)-	cyclohexyl-methyl-
19	2-fluoro-phenyl	-OCH ₃	4-tetrahydro-pyranyl	2	-C(O)-NH-	1-(3,3-dimethyl-n-butyl)
21	2-thienyl	H	4-tetrahydro-pyranyl	2	-C(O)-NH-	1-adamantyl
23	2-fluoro-phenyl	H	4-tetrahydro-pyranyl	2	-C(O)-NH-	1-adamantyl
24	2-pyrrolyl	H	4-tetrahydro-pyranyl	2	-C(O)-N(CH ₂ CH ₂ -C(CH ₃) ₃)-	2-(1-methyl-imidazolyl)
25	phenyl	H	4-tetrahydro-pyranyl	2	-C(O)-N(CH ₂ CH ₂ -C(CH ₃) ₃)-	2-(1-methyl-imidazolyl)
26	2-fluoro-phenyl	H	4-tetrahydro-pyranyl	3	-N(CH ₂ CH ₂ -C(CH ₃) ₃)-	benzyl
27	2-pyridyl	H	4-tetrahydro-pyranyl	2	-C(O)-N(CH ₂ CH ₂ -C(CH ₃) ₃)-	2-(1-methyl-imidazolyl)
28	2-fluoro-phenyl	H	4-tetrahydro-pyranyl	3	-N(CH ₂ CH ₂ -C(CH ₃) ₃)-	2-pyridyl-methyl-

(continued)

ID No.		R ²	R ³	b	L ¹	R ⁴
29	2-fluoro-phenyl	H	4-tetrahydro-pyranyl	3	-N (CH ₂ CH ₂ -C (CH ₃) ₃)-	2-(1-methyl-imidazolyl)
30	2-fluoro-phenyl	H	4-tetrahydro-pyranyl	3	-N(cyclo-hexyl)-	1-pyrrolidinyl-ethyl
31	2-thienyl	H	4-tetrahydro-pyranyl	2	-C(O)-N (CH ₂ CH ₂ -C (CH ₃) ₃)-	2-(1-methyl-imidazolyl)
33	2-fluoro-phenyl	H	4-tetrahydro-pyranyl	3	-N (CH ₂ CH ₂ -C (CH ₃) ₃)-	5-thiazolyl-methyl-
34	2-fluoro-phenyl	H	4-tetrahydro-pyranyl	2	-C(O)-N (CH ₂ CH ₂ -C (CH ₃) ₃)-	benzyl
35	2-fluoro-phenyl	H	4-tetrahydro-pyranyl	2	-C(O)-N (CH ₂ CH ₂ -C (CH ₃) ₃)-	2-pyridyl-methyl-
36	2-methoxy-phenyl	H	4-tetrahydro-pyranyl	3	-N (CH ₂ CH ₂ -C (CH ₃) ₃)-	2-(1-methyl-imidazolyl)
37	4-fluoro-phenyl	H	4-tetrahydro-pyranyl	2	-C(O)-N (CH ₂ CH ₂ -C (CH ₃) ₃)-	2-(1-methyl-imidazolyl)
38	3-fluoro-phenyl	H	4-tetrahydro-pyranyl	2	-C(O)-N (CH ₂ CH ₂ -C (CH ₃) ₃)-	2-(1-methyl-imidazolyl)
39	2-fluoro-phenyl	H	4-tetrahydro-pyranyl	2	-C(O)-N (CH ₂ CH ₂ -C (CH ₃) ₃)-	2-(1-methyl-imidazolyl)
41	2-fluoro-phenyl	H	4-tetrahydro-pyranyl	2	-C(O)-N (cyclo-hexyl)	1-pyrrolidinyl-ethyl-
42	2-fluoro-phenyl	H	4-tetrahydro-pyranyl	2	-C(O)-N (CH ₂ CH ₂ -C (CH ₃) ₃)-	5-thiazolyl-methyl-
43	2-fluoro-phenyl	H	4-tetrahydro-pyranyl	3	-N (CH ₂ CH ₂ -C (CH ₃) ₃)-	4-morpholiny-ethyl-
45	2-methoxy-phenyl	H	4-tetrahydro-pyranyl	2	-C(O)-N (CH ₂ CH ₂ -C (CH ₃) ₃)-	2-(1-methyl-imidazolyl)
46	2,4-difluoro-phenyl	H	4-tetrahydro-pyranyl	2	-C(O)-N (CH ₂ CH ₂ -C (CH ₃) ₃)-	2-(1-methyl-imidazolyl)

(continued)


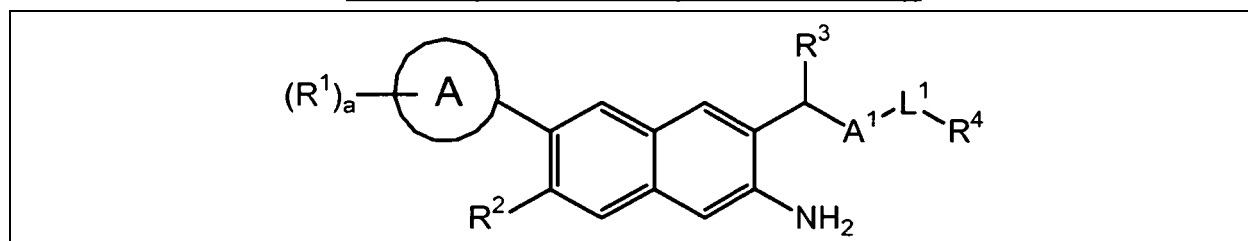
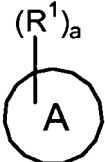
ID No.	$(R^1)_a$ 	R^2	R^3	b	L^1	R^4
47	2-fluoro-phenyl	H	4-tetrahydro-pyranyl	2	-C(O)-N (CH ₂ CH ₂ -C (CH ₃) ₃)-	4-morpholinyl-ethyl-
49	7-indolyl	H	4-tetrahydro-pyranyl	2	-C(O)-N (CH ₂ CH ₂ -C (CH ₃) ₃)-	2-(1-methyl-imidazolyl)
50	4-ethoxy-phenyl	H	4-tetrahydro-pyranyl	2	-C(O)-N (CH ₂ CH ₂ -C (CH ₃) ₃)-	2-(1-methyl-imidazolyl)
51	2-ethoxy-phenyl	H	4-tetrahydro-pyranyl	2	-C(O)-N (CH ₂ CH ₂ -C (CH ₃) ₃)-	2-(1-methyl-imidazolyl)
52	2-fluoro-phenyl	-OCH ₃	4-tetrahydro-pyranyl	3	-N(cyclo-hexyl)-	4-morpholinyl-ethyl-
53	2-fluoro-phenyl	-OCH ₃	4-tetrahydro-pyranyl	2	-C(O)-N (cyclo-hexyl)-	4-morpholinyl-ethyl-
54	3-trifluoro-methyl-phenyl	H	4-tetrahydro-pyranyl	2	-C(O)-N (CH ₂ CH ₂ -C (CH ₃) ₃)-	2-(1-methyl-imidazolyl)
55	2-trifluoro-methyl-phenyl	H	4-tetrahydro-pyranyl	2	-C(O)-N (CH ₂ CH ₂ -C (CH ₃) ₃)-	2-(1-methyl-imidazolyl)
56	2-trifluoro-methoxy-phenyl	H	4-tetrahydro-pyranyl	2	-C(O)-N (CH ₂ CH ₂ -C (CH ₃) ₃)-	2-(1-methyl-imidazolyl)

Table 2: Representative Compounds of Formula (I)



(continued)

ID No.		R²	R³	A¹	-L¹-R⁴ is -NR ^C -R⁴ where R ^C and R⁴ are taken together
17	2-fluoro-phenyl	-OCH ₃	4-tetrahydro-pyranyl	-CH ₂ CH ₂ -	1-(4-t-butyl-1,2,3-triazolyl)
20	2-methoxy-phenyl	-OCH ₃	4-tetrahydro-pyranyl	-CH ₂ CH ₂ -	1-(4-t-butyl-1,2,3-triazolyl)
22	2-fluoro-phenyl	-OCH ₂ -CH ₃	4-tetrahydro-pyranyl	-CH ₂ CH ₂ -	1-(4-t-butyl-1,2,3-triazolyl)

[0025] As used herein, unless otherwise noted, the term **"halogen"** shall mean chlorine, bromine, fluorine and iodine. Preferably, the halogen is fluoro or chloro. More preferably, the halogen is fluoro.

[0026] As used herein, unless otherwise noted, the term **"alkyl"** whether used alone or as part of a substituent group, include straight and branched chains. For example, alkyl radicals include methyl, ethyl, n-propyl, isopropyl, n-butyl, isobutyl, sec-butyl, t-butyl, n-pentyl, isopentyl, hexyl, heptyl, octyl, nonyl, decyl, and the like. Similarly, the term **"C₁₋₈alkyl"** shall include straight and branched chains comprising one to eight carbon atoms.

[0027] As used herein, unless otherwise noted, the term **"halogenated C₁₋₄alkyl"** shall mean any C₁₋₄alkyl group as defined above substituted with at least one halogen atom, preferably substituted with a least one fluoro atom. Suitable examples include but are not limited to -CF₃, -CH₂-CF₃, -CF₂-CF₂-CF₂-CF₃, and the like. Similarly, the term **"fluorinated C₁₋₄alkyl"** shall mean any C₁₋₄alkyl group as defined above substituted with at least one fluoro atom. Suitable examples include but are not limited to -CF₃, -CH₂-CF₃, -CF₂-CF₂-CF₂-CF₃, and the like.

[0028] As used herein, unless otherwise noted, the term **"hydroxy substituted C₁₋₄alkyl"** shall mean a straight or branched chain C₁₋₄alkyl, wherein the C₁₋₄alkyl is substituted with one or more, preferably one to three hydroxy groups, more preferably one to two hydroxy groups. Most preferably, the C₁₋₄alkyl group is substituted with one hydroxy group. Preferably, wherein the C₁₋₄alkyl group has a terminal carbon atom, the hydroxy group is bound at said terminal carbon atom.

[0029] As used herein, unless otherwise noted, the term **"alkenyl"** whether used alone or as part of a substituent group, shall include straight and branched chains containing at least one, preferably one to three, more preferably one to two, unsaturated double bonds. For example, alkenyl radicals include -CH=CH₂, 2-propenyl, 3-butenyl, 2-butenyl, 3,7-dimethyl-octa-2,6-dienyl, and the like. Similarly, the term **"C₂₋₈alkenyl"** shall include straight and branched alkenyl chains comprising two to eight carbon atoms.

[0030] As used herein, unless otherwise noted, the term **"alkynyl"** whether used alone or as part of a substituent group, shall include straight and branched chains containing at least one, preferably one to three, more preferably one to two, most preferably one, unsaturated triple bonds. For example, alkynyl radicals include -CCH (i.e. ethynyl), 2-propynyl, 3-butylnyl, and the like. Similarly, the term **"C₂₋₈alkynyl"** shall include straight and branched alkynyl chains comprising two to eight carbon atoms.

[0031] As used herein, unless otherwise noted, **"alkoxy"** shall denote an oxygen ether radical of the above described straight or branched chain alkyl groups. For example, methoxy, ethoxy, n-propoxy, sec-butoxy, t-butoxy, n-hexyloxy and the like.

[0032] As used herein, unless otherwise noted, the term **"halogenated C₁₋₄alkoxy"** shall mean any C₁₋₄alkoxy group as defined above substituted with at least one halogen atom, preferably substituted with a least one fluoro atom. Suitable examples include but are not limited to -OCF₃, -OCH₂-CF₃, -OCF₂-CF₂-CF₂-CF₃, and the like. Similarly, the term **"fluorinated C₁₋₄alkoxy"** shall mean any C₁₋₄alkoxy group as defined above substituted with at least one fluoro atom. Suitable examples include but are not limited to -OCF₃, -OCH₂-CF₃, -OCF₂-CF₂-CF₂-CF₃, and the like.

[0033] As used herein, unless otherwise noted, **"aryl"** shall refer to fully conjugated aromatic ring structures such as phenyl, naphthyl, and the like.

[0034] As used herein, unless otherwise noted, the term **"cycloalkyl"** shall mean any stable monocyclic, bicyclic, polycyclic, bridged or spiro-bound, saturated ring system. Suitable examples include, but are not limited to, cyclopropyl, cyclobutyl, cyclopentyl, cyclohexyl, cycloheptyl, cyclooctyl, norboranyl, adamantyl, spiro-pentane, 2,2,2-bicyclooctyl, and the like. Further, the term **"C₅₋₇cycloalkyl"** shall mean a cycloalkyl as herein defined containing 5 to 7 carbon atoms. Unless otherwise noted, **"cycloalkyl"** groups do not contain N, O or S heteroatoms.

[0035] As used herein, unless otherwise noted, the term **"partially unsaturated carbocyclyl"** shall mean any stable monocyclic, bicyclic, polycyclic, bridge or spiro-bound ring system containing at least one carbon atom which is not part of an unsaturated bond (i.e. a double or triple bond) or any bicyclic, polycyclic, bridged or spiro-bound, partially aromatic (e.g. benzo-fused) rings system. Suitable examples include, but are not limited to 1,2,3,4-tetrahydro-naphthyl, fluorenyl, 9,10-dihydroanthracenyl, indanyl, and the like. Unless otherwise noted, **"partially unsaturated carbocyclyl"** groups do not contain N, O or S heteroatoms.

[0036] As used herein, unless otherwise noted, **"heteroaryl"** shall denote any five or six membered monocyclic aromatic ring structure containing at least one heteroatom selected from the group consisting of O, N and S, optionally containing one to three additional heteroatoms independently selected from the group consisting of O, N and S; or a nine or ten membered bicyclic aromatic ring structure containing at least one heteroatom selected from the group consisting of O, N and S, optionally containing one to four additional heteroatoms independently selected from the group consisting of O, N and S. The heteroaryl group may be attached at any heteroatom or carbon atom of the ring such that the result is a stable structure.

[0037] Examples of suitable heteroaryl groups include, but are not limited to, pyrrolyl, furyl, thienyl, oxazolyl, imidazolyl, pyrazolyl, isoxazolyl, isothiazolyl, triazolyl, thiadiazolyl, pyridyl, pyridazinyl, pyrimidinyl, pyrazinyl, pyranyl, furazanyl, indoliziny, indolyl, isoindolyl, indazolyl, benzofuryl, benzothienyl, benzimidazolyl, benzthiazolyl, purinyl, quinoliziny, quinolinyl, isoquinolinyl, isothiazolyl, cinnoliny, phthalazinyl, quinazolinyl, quinoxalinyl, naphthyridinyl, pteridinyl, 5-tetrazolyl, and the like.

[0038] As used herein, the term **"heterocycloalkyl"** shall denote any five to seven membered monocyclic, saturated or partially unsaturated ring structure containing at least one heteroatom selected from the group consisting of O, N and S, optionally containing one to three additional heteroatoms independently selected from the group consisting of O, N and S; or a nine to ten membered saturated, partially unsaturated or partially aromatic (e.g. benzo-fused) bicyclic ring system containing at least one heteroatom selected from the group consisting of O, N and S, optionally containing one to four additional heteroatoms independently selected from the group consisting of O, N and S; or a 7-16 membered saturated, partially unsaturated or partially aromatic polycyclic or bridged ring system containing at least one heteroatom selected from the group consisting of O, N and S, optionally containing one or four additional heteroatoms independently selected from O, N and S. The heterocycloalkyl group may be attached at any heteroatom or carbon atom of the ring such that the result is a stable structure.

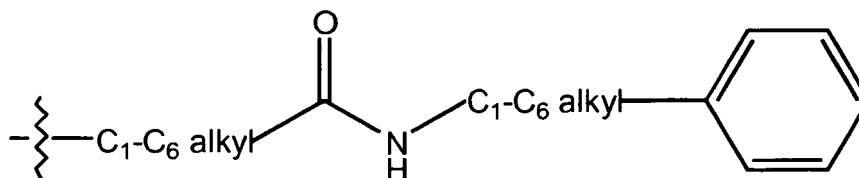
[0039] Examples of suitable heterocycloalkyl groups include, but are not limited to, pyrrolinyl, pyrrolidinyl, dioxalanyl, imidazoliny, imidazolidinyl, pyrazoliny, pyrazolidinyl, piperidinyl, dioxanyl, morpholiny, dithianyl, thiomorpholiny, piperazinyl, trithianyl, indoliny, chromenyl, 3,4-methylenedioxyphe, 2,3-dihydrobenzofuryl, tetrahydropyranyl, azepiny, 2,3-dihydro-1,4-benzodioxanyl, 1-aza-bicyclo[2.2.2]octanyl, 3-quinuclidiny, and the like.

[0040] As used herein, the notation "*" shall denote the presence of a stereogenic center.

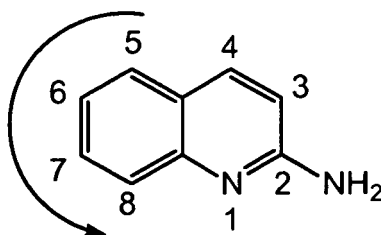
[0041] When a particular group is **"substituted"** (e.g., cycloalkyl, aryl, heterocycloalkyl, heteroaryl, etc.), that group may have one or more substituents, preferably from one to five substituents, more preferably from one to three substituents, most preferably from one to two substituents, independently selected from the list of substituents.

[0042] With reference to substituents, the term **"independently"** means that when more than one of such substituents is possible, such substituents may be the same or different from each other.

[0043] Under standard nomenclature used throughout this disclosure, the terminal portion of the designated side chain is described first, followed by the adjacent functionality toward the point of attachment. Thus, for example, a "phenyl-(C₁-C₆alkyl)-aminocarbonyl-(C₁-C₆alkyl)-" substituent refers to a group of the formula



[0044] Unless otherwise noted, the position at which substituent groups on the compounds of formula (I) are bound to the 2-amino-quinoline core shall be denoted as follows:



[0045] One skilled in the art will recognize that some substituent groups are bivalent (i.e. bound through two points of attachment), for example the substituent groups of A¹ and L¹ in the compounds of formula (I) and formula (II) as described herein. One skilled in the art will further recognize that the bivalency of these groups is defined by the two bond indicators - i.e. dashes - in the listing of said groups. For example, in the definition of A¹, the group -C₁₋₄-alkyl- is intended to mean an alkyl chain comprising one to four carbon atoms, wherein the chain is bivalent. Similarly, the A¹ group -CH₂-cyclopropyl- is intended that the -cyclopropyl- group is bivalent and therefore bound into the molecule such that one carbon atom is bound to the -CH₂- group of A¹ and at another carbon atom is bound to the rest of the molecule as defined herein.

[0046] Abbreviations used in the specification, particularly the Schemes and Examples, are as follows:

Ac	= Acetyl (i.e. -C(O)-CH ₃)
AD	= Alzheimer's Disease
APP	= Amyloid Precursor Protein
BACE	= Beta Amyloid Site Cleaving Enzyme
BH ₃ ·THF	= Borane Tetrahydrofuran Complex
DCM	= Dichloromethane
DIPEA or DIEA	= Diisopropylethylamine
DMAP	= 4-N,N-Dimethylaminopyridine
DMF	= N,N-Dimethylformamide
DMSO	= Dimethylsulfoxide
EDC or EDCI	= 1-(3-Dimethylaminopropyl)-3-ethylcarbodiimide hydrochloride
Et ₂ O	= Diethyl Ether
EtOAc	= Ethyl acetate
EtOH	= Ethanol
HBTU	= O-Benzotriazol-1-yl-N, N, N', N'-tetramethyluronium hexafluorophosphate
HOST or 1-HOBt	= 1-Hydroxybenzotriazole
HPLC	= High Pressure Liquid Chromatography
LC/MS	= Liquid Chromatography / Mass Spectrometry
LHMDS	= Lithium hexamethylsilazide
MCI	= Mild Cognitive Impairment
MeOH	= Methanol
NH ₄ OAc	= Ammonium Acetate
NMR	= Nuclear Magnetic Resonance
Pd(PPh ₃) ₄	= Tetrakis(triphenylphosphine) palladium
OM99-2	= 4-amino-4-{1-[2-carbamoyl-1-(4-{1-[3-carboxy-1-(1-carboxy-2-phenyl-ethylcarbamoyl)-propyl-carbamoyl]-ethylcarbamoyl]-2-hydroxy-1-isobutyl-pentylcarbamoyl]-ethylcarbamoyl]-2-methyl-propylcarbamoyl]-butyric acid
t-BuOH	= <i>tert</i> -butanol (HO-C(CH ₃) ₃)
TEA	= Triethylamine
TFA	= Trifluoroacetic Acid
THF	= Tetrahydrofuran

[0047] As used herein, unless otherwise noted, the term "**isolated form**" shall mean that the compound is present in a form which is separate from any solid mixture with another compound(s), solvent system or biological environment. In an embodiment of the present invention, the compound of formula (I) is present as an isolated form.

[0048] As used herein, unless otherwise noted, the term "**substantially pure compound**" shall mean that the mole percent of impurities in the isolated base is less than about 5 mole percent, preferably less than about 2 mole percent, more preferably, less than about 0.5 mole percent, most preferably, less than about 0.1 mole percent. In an embodiment of the present invention, the compound of formula (I) is substantially pure.

[0049] As used herein, unless otherwise noted, the term "**substantially free of a corresponding salt form(s)**" when

used to described the compound of formula (I) shall mean that mole percent of the corresponding salt form(s) in the isolated base of formula (I) is less than about 5 mole percent, preferably less than about 2 mole percent, more preferably, less than about 0.5 mole percent, most preferably less than about 0.1 mole percent. In an embodiment of the present invention, the compound of formula (I) is substantially free of corresponding salt forms.

[0050] The term **"subject"** as used herein, refers to an animal, preferably a mammal, most preferably a human, who is or has been the object of treatment, observation or experiment.

[0051] The term **"therapeutically effective amount"** as used herein, means that amount of active compound or pharmaceutical agent that elicits the biological or medicinal response in a tissue system, animal or human that is being sought by a researcher, veterinarian, medical doctor or other clinician, which includes alleviation of the symptoms of the disease or disorder being treated.

[0052] As used herein, the term **"composition"** is intended to encompass a product comprising the specified ingredients in the specified amounts, as well as any product which results, directly or indirectly, from combinations of the specified ingredients in the specified amounts.

[0053] Where the compounds according to this invention have at least one **chiral center**, they may accordingly exist as enantiomers. Where the compounds possess two or more chiral centers, they may additionally exist as diastereomers. It is to be understood that all such isomers and mixtures thereof are encompassed within the scope of the present invention. Preferably, wherein the compound is present as an enantiomer, the enantiomer is present at an enantiomeric excess of greater than or equal to about 80%, more preferably, at an enantiomeric excess of greater than or equal to about 90%, more preferably still, at an enantiomeric excess of greater than or equal to about 95%, more preferably still, at an enantiomeric excess of greater than or equal to about 98%, most preferably, at an enantiomeric excess of greater than or equal to about 99%. Similarly, wherein the compound is present as a diastereomer, the diastereomer is present at an diastereomeric excess of greater than or equal to about 80%, more preferably, at an diastereomeric excess of greater than or equal to about 90%, more preferably still, at an diastereomeric excess of greater than or equal to about 95%, more preferably still, at an diastereomeric excess of greater than or equal to about 98%, most preferably, at an diastereomeric excess of greater than or equal to about 99%.

[0054] Furthermore, some of the crystalline forms for the compounds of the present invention may exist as polymorphs and as such are intended to be included in the present invention. In addition, some of the compounds of the present invention may form solvates with water (i.e., hydrates) or common organic solvents, and such solvates are also intended to be encompassed within the scope of this invention.

[0055] For use in medicine, the salts of the compounds of this invention refer to non-toxic **"pharmaceutically acceptable salts."** Other salts may, however, be useful in the preparation of compounds according to this invention or of their pharmaceutically acceptable salts. Suitable pharmaceutically acceptable salts of the compounds include acid addition salts which may, for example, be formed by mixing a solution of the compound with a solution of a pharmaceutically acceptable acid such as hydrochloric acid, sulfuric acid, fumaric acid, maleic acid, succinic acid, acetic acid, benzoic acid, citric acid, tartaric acid, carbonic acid or phosphoric acid. Furthermore, where the compounds of the invention carry an acidic moiety, suitable pharmaceutically acceptable salts thereof may include alkali metal salts, e.g., sodium or potassium salts; alkaline earth metal salts, e.g., calcium or magnesium salts; and salts formed with suitable organic ligands, e.g., quaternary ammonium salts.

[0056] Thus, representative pharmaceutically acceptable salts include, but are not limited to, the following: acetate, benzenesulfonate, benzoate, bicarbonate, bisulfate, bitartrate, borate, bromide, calcium edetate, camsylate, carbonate, chloride, clavulanate, citrate, dihydrochloride, edetate, edisylate, estolate, esylate, fumarate, gluceptate, gluconate, glutamate, glycolylarsanilate, hexylresorcinate, hydrabamine, hydrobromide, hydrochloride, hydroxynaphthoate, iodide, isothionate, lactate, lactobionate, laurate, malate, maleate, mandelate, mesylate, methylbromide, methylnitrate, methylsulfate, mucate, napsylate, nitrate, N-methylglucamine ammonium salt, oleate, pamoate (embonate), palmitate, pantothenate, phosphate/diphosphate, polygalacturonate, salicylate, stearate, sulfate, subacetate, succinate, tannate, tartrate, teoclate, tosylate, triethiodide and valerate.

[0057] Representative acids which may be used in the preparation of pharmaceutically acceptable salts include, but are not limited to, the following: acetic acid, 2,2-dichloroacetic acid, acylated amino acids, adipic acid, alginic acid, ascorbic acid, L-aspartic acid, benzenesulfonic acid, benzoic acid, 4-acetamidobenzoic acid, (+)-camphoric acid, camphorsulfonic acid, (+)-(1S)-camphor-10-sulfonic acid, capric acid, caproic acid, caprylic acid, cinnamic acid, citric acid, cyclamic acid, dodecylsulfuric acid, ethane-1,2-disulfonic acid, ethanesulfonic acid, 2-hydroxy-ethanesulfonic acid, formic acid, fumaric acid, galactaric acid, gentisic acid, glucoheptonic acid, D-gluconic acid, D-glucuronic acid, L-glutamic acid, α -oxo-glutaric acid, glycolic acid, hippuric acid, hydrobromic acid, hydrochloric acid, (+)-L-lactic acid, (\pm)-DL-lactic acid, lactobionic acid, maleic acid, (-)-L-malic acid, malonic acid, (\pm)-DL-mandelic acid, methanesulfonic acid, naphthalene-2-sulfonic acid, naphthalene-1,5-disulfonic acid, 1-hydroxy-2-naphthoic acid, nicotinic acid, nitric acid, oleic acid, orotic acid, oxalic acid, palmitic acid, pamoic acid, phosphoric acid, L-pyroglutamic acid, salicylic acid, 4-amino-salicylic acid, sebaic acid, stearic acid, succinic acid, sulfuric acid, tannic acid, (+)-L-tartaric acid, thiocyanic acid, p-toluenesulfonic acid and undecylenic acid. Representative bases which may be used in the preparation of pharmaceutically acceptable salts include,

but are not limited to, the following: ammonia, L-arginine, benethamine, benzathine, calcium hydroxide, choline, deanol, diethanolamine, diethylamine, 2-(diethylamino)-ethanol, ethanolamine, ethylenediamine, N-methylglucamine, hydrabamine, 1H-imidazole, L-lysine, magnesium hydroxide, 4-(2-hydroxyethyl)-morpholine, piperazine, potassium hydroxide, 1-(2-hydroxyethyl)-pyrrolidine, secondary amine, sodium hydroxide, triethanolamine, tromethamine and zinc hydroxide.

[0058] Also disclosed are **prodrugs** of the compounds of this invention. In general, such prodrugs will be functional derivatives of the compounds which are readily convertible *in vivo* into the required compound. Thus, in the compounds and pharmaceutical compositions for use in methods of treatment, the term "administering" shall encompass the treatment of the various disorders described with the compound specifically disclosed or with a compound which may not be specifically disclosed, but which converts to the specified compound *in vivo* after administration to the patient. Conventional procedures for the selection and preparation of suitable prodrug derivatives are described, for example, in "Design of Prodrugs", ed. H. Bundgaard, Elsevier, 1985.

[0059] To provide a more concise description, some of the quantitative expressions given herein are not qualified with the term "**about**". It is understood that whether the term "about" is used explicitly or not, every quantity given herein is meant to refer to the actual given value, and it is also meant to refer to the approximation to such given value that would reasonably be inferred based on the ordinary skill in the art, including approximations due to the experimental and/or measurement conditions for such given value.

[0060] As used herein, unless otherwise noted, the term "**leaving group**" shall mean a charged or uncharged atom or group which departs during a substitution or displacement reaction. Suitable examples include, but are not limited to, Br, Cl, I, mesylate, tosylate, and the like.

[0061] As used herein, unless otherwise noted, the term "**nitrogen protecting group**" shall mean a group which may be attached to a nitrogen atom to protect said nitrogen atom from participating in a reaction and which may be readily removed following the reaction. Suitable nitrogen protecting groups include, but are not limited to carbamates - groups of the formula -C(O)O-R wherein R is for example methyl, ethyl, t-butyl, benzyl, phenylethyl, CH₂=CH-CH₂-, and the like; amides - groups of the formula -C(O)-R' wherein R' is for example methyl, phenyl, trifluoromethyl, and the like; N-sulfonyl derivatives - groups of the formula -SO₂-R" wherein R" is for example benzyl, tolyl, phenyl, trifluoromethyl, 2,2,5,7,8-pentamethylchroman-6-yl-, 2,3,6-trimethyl-4-methoxybenzene, and the like. Other suitable nitrogen protecting groups may be found in texts such as T.W. Greene & P.G.M. Wuts, Protective Groups in Organic Synthesis, John Wiley & Sons, 1999.

[0062] As used herein, unless otherwise noted, the term "**oxygen protecting group**" shall mean a group which may be attached to an oxygen atom to protect said oxygen atom from participating in a reaction and which may be readily removed following the reaction. Suitable examples include, but are not limited to methyl, benzyl, trimethylsilyl, *tert*-butyldimethylsilyl, acetate, 1-ethoxyethyl, and the like. Other suitable nitrogen protecting groups may be found in texts such as T.W. Greene & P.G.M. Wuts, Protective Groups in Organic Synthesis, John Wiley & Sons, 1991.

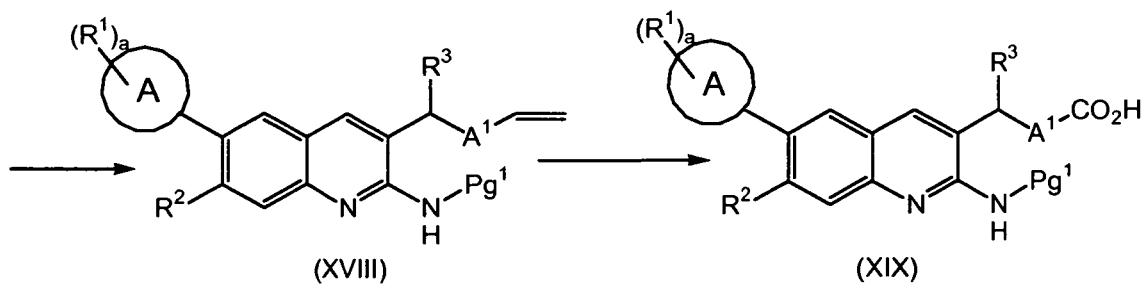
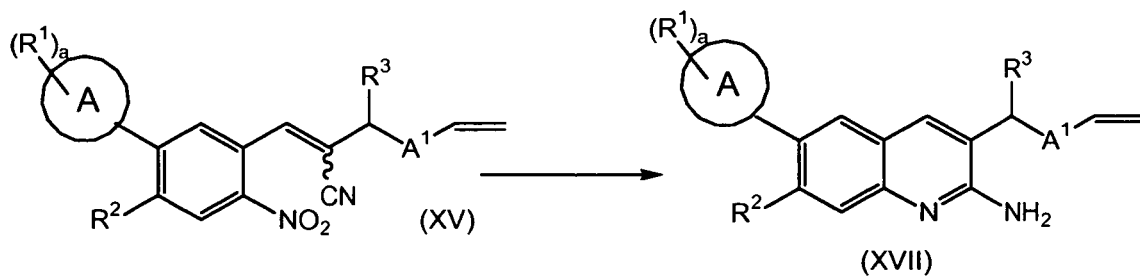
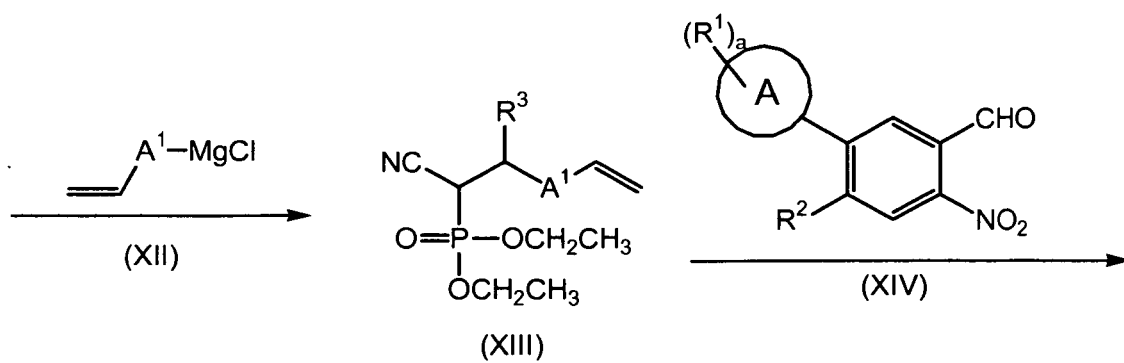
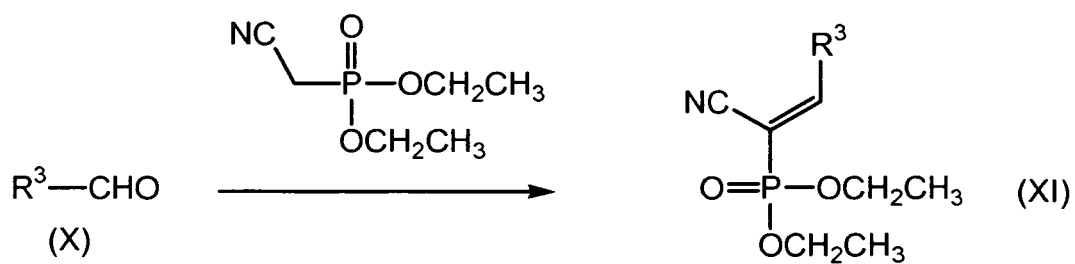
[0063] One skilled in the art will recognize that wherein a reaction step of the present invention may be carried out in a variety of solvents or solvent systems, said reaction step may also be carried out in a mixture of the suitable solvents or solvent systems.

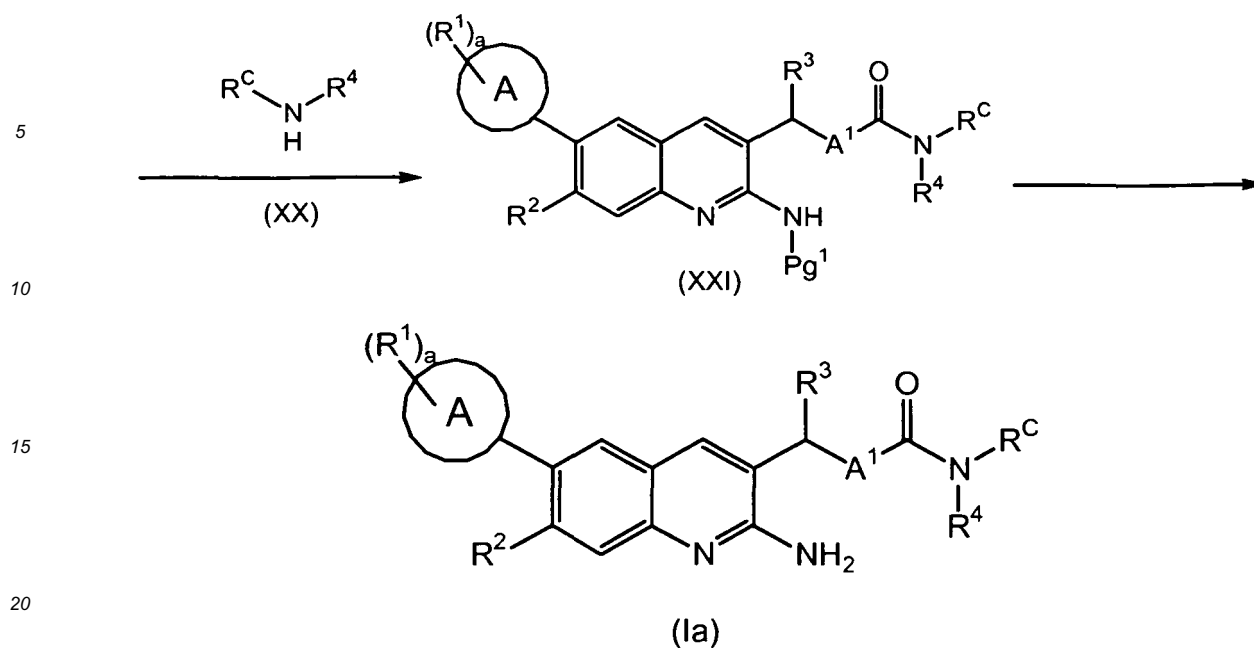
[0064] One skilled in the art will recognize that, in the specification and claims as presented herein, wherein a reagent or reagent class/type (e.g. base, solvent, etc.) is recited in more than one step of a process, the individual reagents are independently selected for each reaction step and may be the same or different from each other. For example wherein two steps of a process recite an organic or inorganic base as a reagent, the organic or inorganic base selected for the first step may be the same or different than the organic or inorganic base of the second step.

[0065] Where the processes for the preparation of the compounds according to the invention give rise to mixture of stereoisomers, these isomers may be separated by conventional techniques such as preparative chromatography or recrystallization. The compounds may be prepared in racemic form, or individual enantiomers may be prepared either by enantiospecific synthesis or by resolution. The compounds may, for example, be resolved into their component enantiomers by standard techniques, such as the formation of diastereomeric pairs by salt formation with an optically active acid, such as (-)-di-p-toluoyl-D-tartaric acid and/or (+)-di-p-toluoyl-L-tartaric acid followed by fractional crystallization and regeneration of the free base. The compounds may also be resolved by formation of diastereomeric esters or amides, followed by chromatographic separation and removal of the chiral auxiliary. Alternatively, the compounds may be resolved using a chiral HPLC column.

[0066] During any of the processes for preparation of the compounds of the present invention, it may be necessary and/or desirable to protect sensitive or reactive groups on any of the molecules concerned. This may be achieved by means of conventional protecting groups, such as those described in Protective Groups in Organic Chemistry, ed. J.F.W. McOmie, Plenum Press, 1973; and T.W. Greene & P.G.M. Wuts, Protective Groups in Organic Synthesis, John Wiley & Sons, 1999. The protecting groups may be removed at a convenient subsequent stage using methods known from the art.

[0067] Compounds of formula (I) wherein L¹ is -C(O)-NR^C- may be prepared according to the process outlined in Scheme 1.





Scheme 1

[0068] Accordingly, a suitably substituted compound of formula (X), a known compound or compound prepared by known methods is reacted with cyanomethyl-phosphonic acid diethyl ester, a known compound, in the presence of an organic amine such as NH_4OAc , piperidine, pyridine, and the like, in the presence of an acid such as acetic acid, formic acid, β -alanine, and the like, in an organic solvent such as toluene, ethanol, methanol, and the like, to yield the corresponding compound of formula (XI).

[0069] The compound of formula (XI) is reacted with a suitably substituted compound of formula (XII), a known compound or compound prepared by known methods, in the presence of a catalyst such as CuI , CuBr , and the like, in an organic solvent such as THF, diethyl ether, and the like, to yield the corresponding compound of formula (XIII).

[0070] The compound of formula (XIII) is reacted with a suitably substituted compound of formula (XIV), a known compound or compound prepared by known methods, in the presence of a base such as LHMDS, lithium diisopropylamide, sodium hydride, and the like, in an organic solvent such as THF, diethyl ether, and the like, at a temperature in the range of from about 60°C to about 150°C , preferably at a temperature in the range of from about 75°C to about 100°C , to yield a mixture of the corresponding compound of formula (XV), as a mixture of its corresponding (Z) and (E) isomers.

[0071] The compound of formula (XV) is reacted with a reducing agent such as zinc, and the like, preferably zinc, in the presence of a proton source such as ammonium chloride, calcium chloride, and the like, in an organic solvent such as methanol, ethanol, and the like, at a temperature in the range of from about 60°C to about 150°C , preferably at a temperature in the range of from about 75°C to about 100°C , to yield the corresponding compound of formula (XVII). Alternatively, the compound of formula (XV) is reacted with a reducing agent such as stannous chloride, iron, and the like, in an acidic solvent such as aqueous HCl , acetic acid, and the like, at a temperature in the range of from about 60°C to about 150°C , preferably at a temperature in the range of from about 75°C to about 100°C , to yield the corresponding compound of formula (XVII).

[0072] The compound of formula (XVII) is optionally reacted with a suitable protecting reagent, such as acetic anhydride, acetyl chloride, and the like, according to known methods, (i.e. in the presence of a base such as TEA, DMAP, and the like, in an organic solvent such as dichloromethane, chloroform, and the like) to yield the corresponding compound of formula (XVIII), wherein Pg^1 is the corresponding suitable nitrogen protecting group.

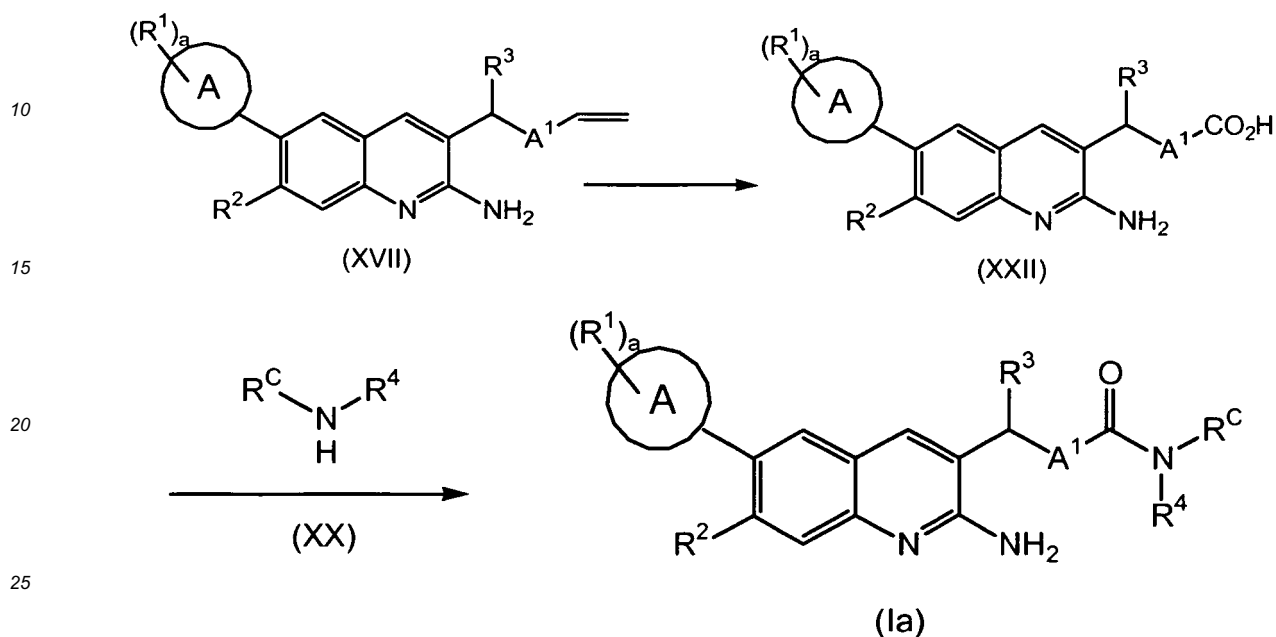
[0073] The compound of formula (XVIII) is reacted with an oxidizing agent such as potassium permanganate, osmium tetroxide, ruthenium tetroxide, sodium periodate, and the like, in a mixture of an organic solvent such as DCM, acetone, ethyl acetate, and the like, and water (as a co-solvent), to yield the corresponding compound of formula (XIX).

[0074] The compound of formula (XIX) is reacted with a suitably substituted compound of formula (XX), a known compound or compound prepared by known methods, in the presence of a coupling agent such as HBTU, EDCI, HOBT, and the like, in the presence of a base such as DIPEA, TEA, pyridine, and the like, in an organic solvent such as DMF, DCM, and the like, to yield the corresponding compound of formula (XXI).

[0075] The compound of formula (XXI) is de-protected according to known methods, for example by reacting with

hydrazine, sodium hydroxide, and the like, in a protic solvent such as methanol or ethanol, at a temperature in the range of from about 60°C to about 150°C, preferably at a temperature in the range of from about 75°C to about 100°C, to yield the corresponding compound of formula (Ia).

[0076] Alternatively, compounds of formula (I) wherein L¹ is -C(O)-NRC- may alternatively be prepared according to the process outlined in Scheme 2.

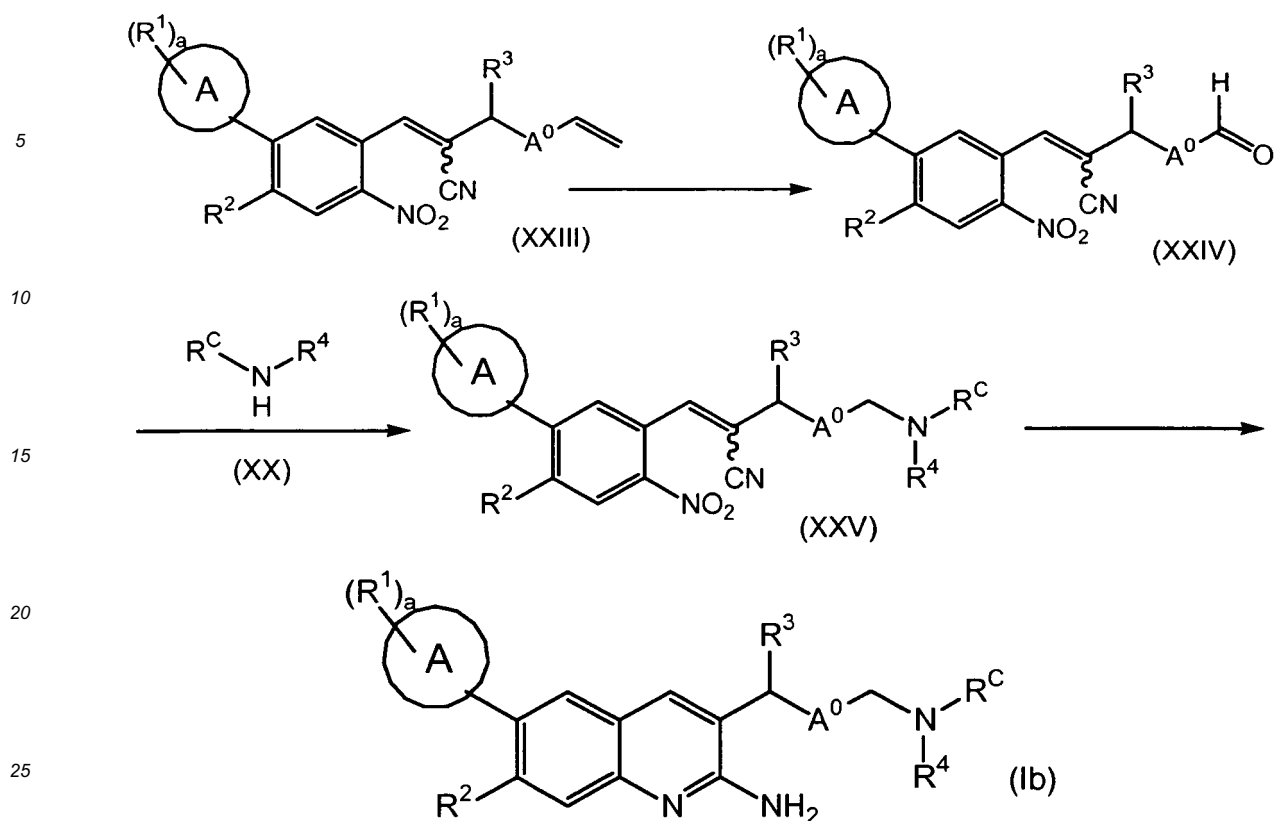


Scheme 2

[0077] Accordingly, a compound of formula (XVII) is reacted with an oxidizing agent such as potassium permanganate, osmium tetroxide, ruthenium tetroxide, and sodium periodate and the like, in a mixture of an organic solvent such as DCM, acetone, ethyl acetate, and the like, and water (as a co-solvent), to yield the corresponding compound of formula (XXII).

[0078] The compound of formula (XXII) is reacted via a two step, one pot reaction, first with an alkyl chloroformate, such as iso-butyl chloroformate, and the like, in the presence of a base such as N-methylmorpholine, DIPEA, and the like, in an organic solvent such as dichloromethane, chloroform and the like, at a temperature less than about room temperature, preferably at about 0°C; and then with a suitably substituted compound of formula (XX), a known compound or compound prepared by known methods, yield the corresponding compound of formula (Ia).

[0079] Compounds of formula (I) wherein L¹ is -NRC- may be prepared according to the process outlined in Scheme 3, below.



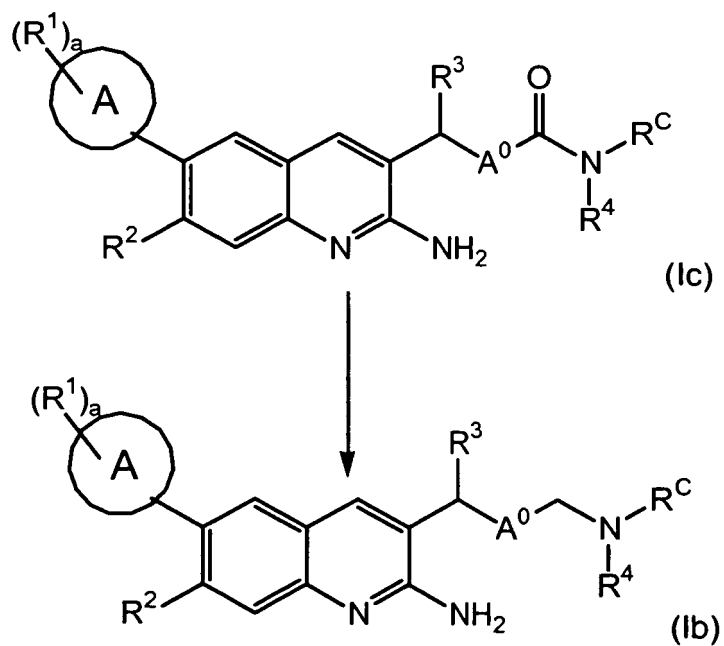
Scheme 3

[0080] Accordingly, a suitably substituted compounds of formula (XXIII) (as a mixture of the corresponding (Z) and (E) isomers), wherein A^0 is $-(\text{C}_{1-3}\text{alkyl})-$, a known compound or compound prepared by known methods, is reacted with an oxidizing agent such as potassium permanganate, osmium tetroxide, ruthenium tetroxide, sodium periodate and the like, in the presence of N-morpholineoxide, 2,6-lutidine, and the like; in a mixture of an organic solvent such as THF, t-BuOH, 1,4-dioxane, and the like, and water (as a co-solvent), to yield the corresponding compound of formula (XXIV) (as a mixture of the corresponding (Z) and (E) isomers).

[0081] The compound of formula (XXIV) is reacted with a suitably substituted compound (XX), in the presence of a reducing agent, such as sodium triacetoxyborohydride, and the like, in an organic solvent, such as dichloromethane, dichloroethane, THF, and the like, or sodium borohydride in a protic solvent such as methanol or ethanol, or the like, to yield the corresponding compound of formula (XXV) (as a mixture of the corresponding (Z) and (E) isomers). Alternatively, the compound of formula (XXIV) is reacted with a suitably substituted compound (XX), in the presence of sodium cyanoborohydride, in the presence of a catalytic amount of an acid, such as acetic acid, HCl, the like, in an organic solvent, such as methanol, acetonitrile, and the like, to yield the corresponding compound of formula (XXV).

[0082] The compound of formula (XXV) (as a mixture of corresponding (Z) and (E) isomers) is reacted with a reducing agent such as zinc, and the like, in the presence of a proton source such as ammonium chloride, calcium chloride, and the like, in an organic solvent such as methanol, ethanol, and the like, at a temperature in the range of from about 60°C to about 150°C , preferably at a temperature in the range of from about 75°C to about 100°C , to yield the corresponding compound of formula (Ib). Alternatively, the compound of formula (XXV) is reacted with a reducing agent such as stannous chloride, iron, and the like, in an acidic solvent such as aqueous HCl, acetic acid, and the like, at a temperature in the range of from about 60°C to about 150°C , preferably at a temperature in the range of from about 75°C to about 100°C , to yield the corresponding compound of formula (Ib).

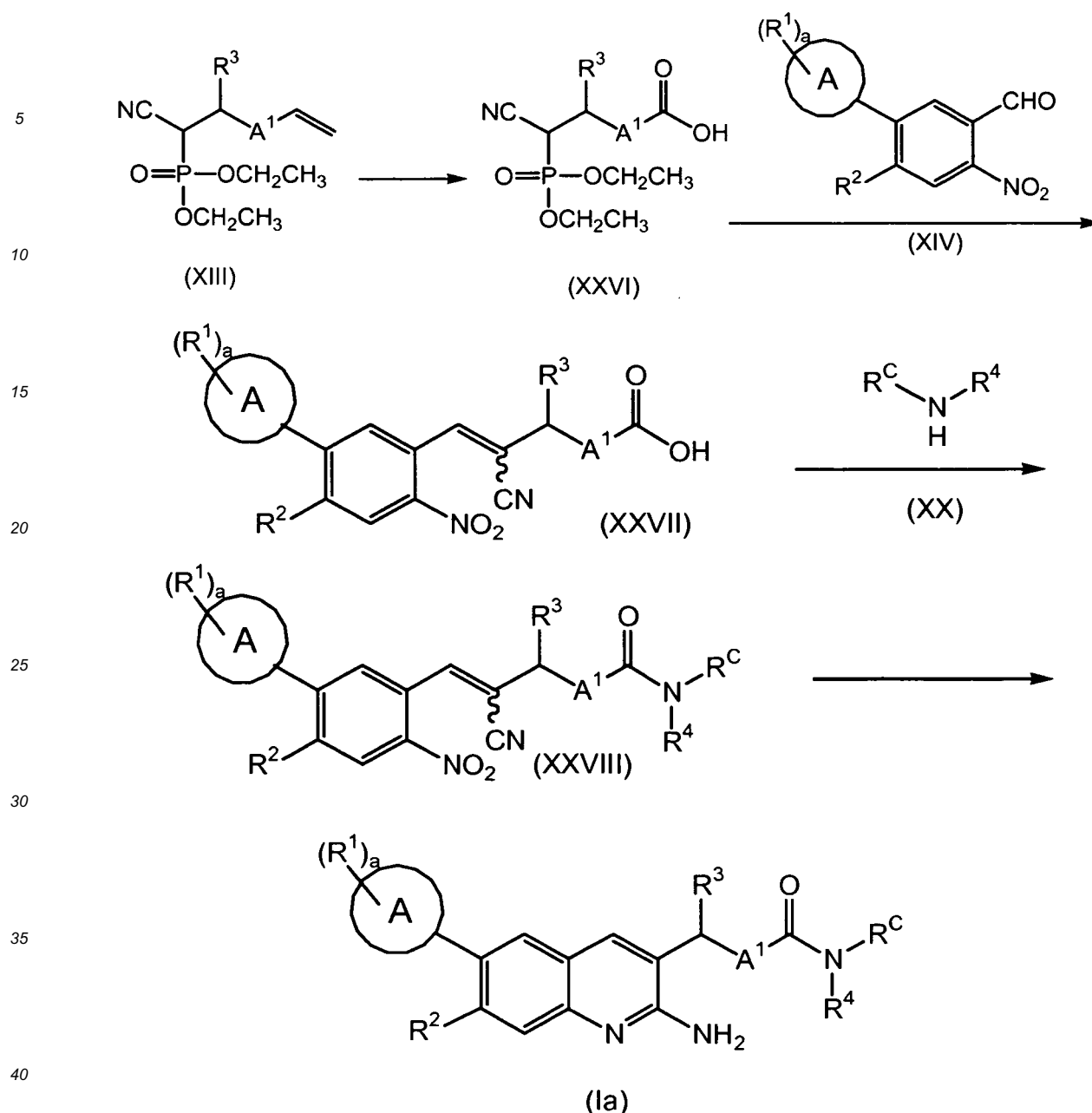
[0083] Compounds of formula (I) wherein $-\text{A}^1\text{L}^1$ is $-(\text{C}_{2-4}\text{alkyl})\text{-NRC-}$ may alternatively be prepared from the corresponding compound of formula (Ic) wherein A^0 is $(\text{C}_{1-3}\text{alkyl})$ as outlined in Scheme 4 below.



Scheme 4

[0084] Accordingly, a suitably substituted compound of formula (Ic), wherein - A^0 - is $-(C_{1-3}\text{alkyl})-$ is by reacting the compound of formula (Ic) with a suitably selected reducing agent such as borane-tetrahydrofuran, lithium aluminum hydride, and the like, in an organic solvent such as diethyl ether, THF, glyme, diglyme, and the like, at a temperature in the range of from about 25°C to about 15°C , preferably at a temperature in the range of from about 50°C to about 100°C , optionally in a microwave, to yield the corresponding compound of formula (Ib).

[0085] Compounds of formula (I) wherein L^1 is $-C(O)-NR^C-$ may alternatively be prepared according to the process outlined in Scheme 5.



Scheme 5

[0086] Accordingly, a suitably substituted compound of formula (XIII), a known compound or compound prepared by known methods, is reacted with an oxidizing agent such as potassium permanganate, osmium tetroxide or N-methylmorpholineoxide, ruthenium tetroxide, sodium periodate or periodic acid, with ruthenium oxide, ruthenium trichloride, and the like, in a mixture of an organic solvent such as DCM, acetone, ethyl acetate, and the like, and water (as a co-solvent), to yield the corresponding compound of formula (XXVI).

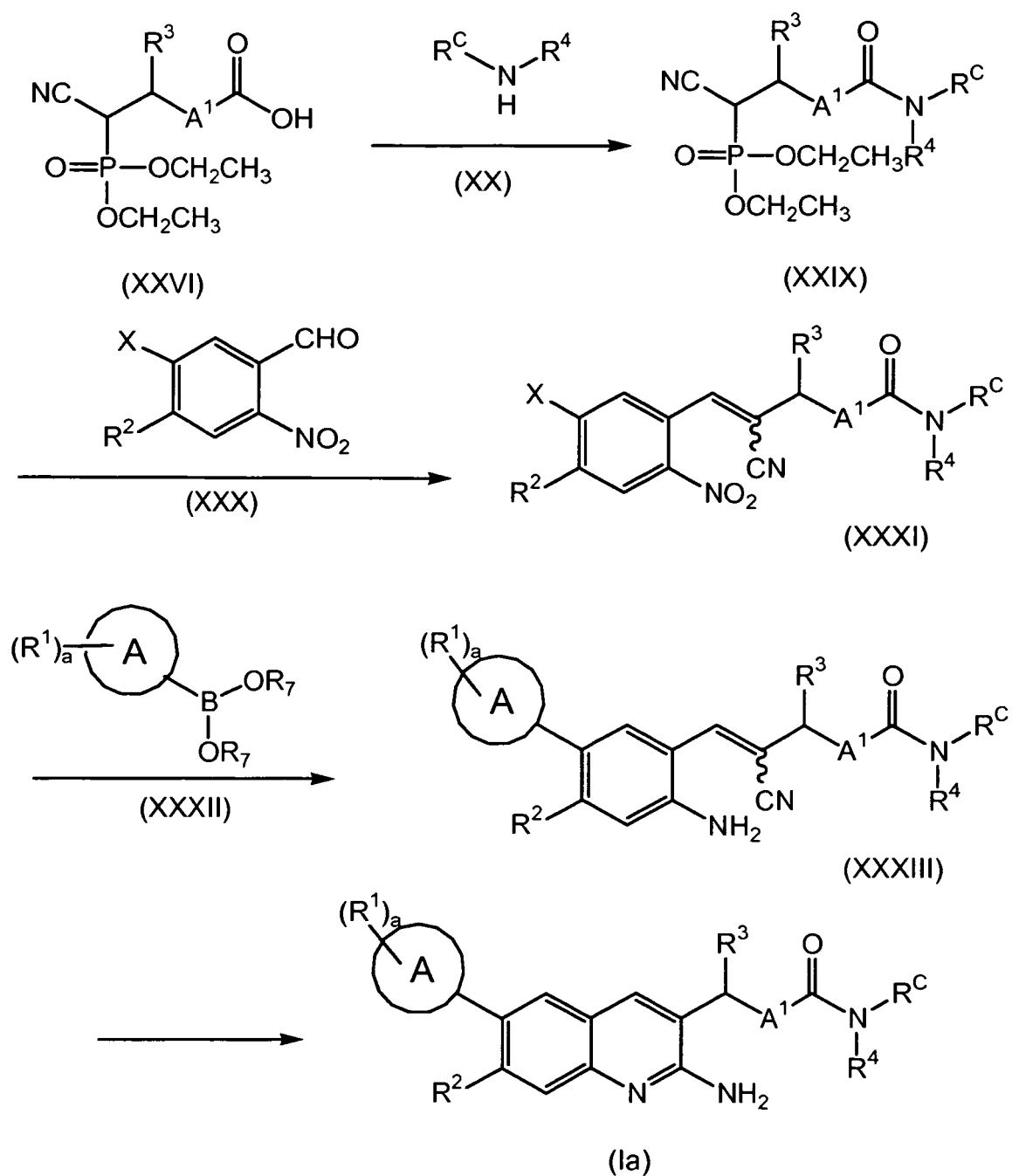
[0087] The compound of formula (XXVI) is reacted with a suitably substituted compound of formula (XIV), a known compound or compound prepared by known methods, in the presence of a base such as LHMDs, lithium diisopropylamide, sodium hydride, and the like, in an organic solvent such as THF, diethyl ether, and the like, at a temperature in the range of from about 60°C to about 150°C, preferably at a temperature in the range of from about 75°C to about 100°C, to yield a mixture of the corresponding compound of formula (XXVII), as a mixture of its corresponding (Z) and (E) isomers.

[0088] The compound of formula (XXVII) is reacted with a suitably substituted compound of formula (XX), a known compound or compound prepared by known methods, in the presence of a coupling agent such as HBTU, EDCI, HOBT, and the like, in the presence of a base such as DIPEA, TEA, pyridine, and the like, in an organic solvent such as DMF,

DCM, and the like, to yield the corresponding compound of formula (XXVIII).

[0089] The compound of formula (XXVIII) is reacted with a reducing agent such as zinc, and the like, preferably zinc, in the presence of a proton source such as ammonium chloride, calcium chloride, and the like, in an organic solvent such as methanol, ethanol, and the like, at a temperature in the range of from about 60°C to about 150°C, preferably at a temperature in the range of from about 75°C to about 100°C, to yield the corresponding compound of formula (Ia). Alternatively, the compound of formula (XXVIII) is reacted with a reducing agent such as stannous chloride, iron, and the like, in an acidic solvent such as aqueous HCl, acetic acid, and the like, at a temperature in the range of from about 60°C to about 150°C, preferably at a temperature in the range of from about 75°C to about 100°C, to yield the corresponding compound of formula (Ia).

[0090] Compounds of formula (I) may alternatively be prepared according to the process outlined in Scheme 6 below.



Scheme 6

[0091] Accordingly, a suitably substituted compound of formula (XXVI), a known compound or compound prepared

by known methods, is reacted with a suitably substituted compound of formula (XX), a known compound or compound prepared by known methods, in the presence of a coupling agent such as HBTU, EDCI, HOBT, and the like, in the presence of a base such as DIPEA, TEA, pyridine, and the like, in an organic solvent such as DMF, DCM, and the like, to yield the corresponding compound of formula (XXIX).

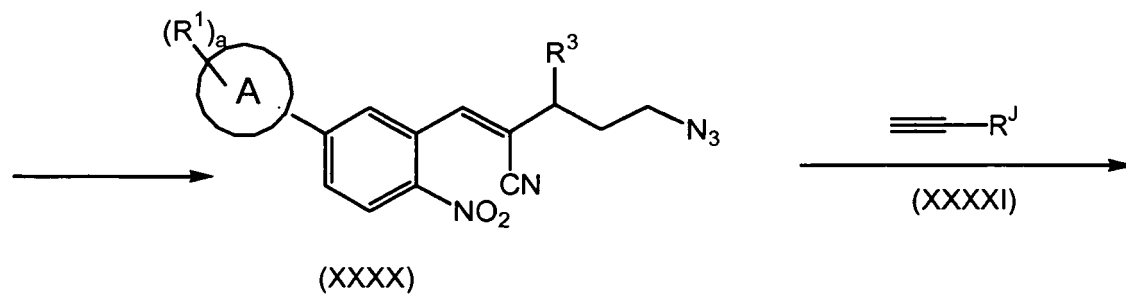
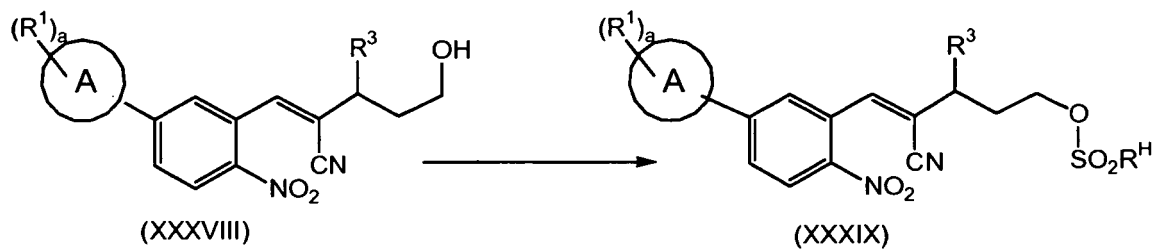
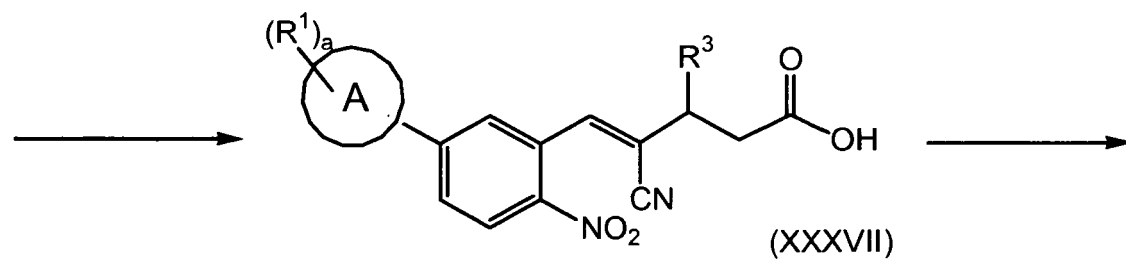
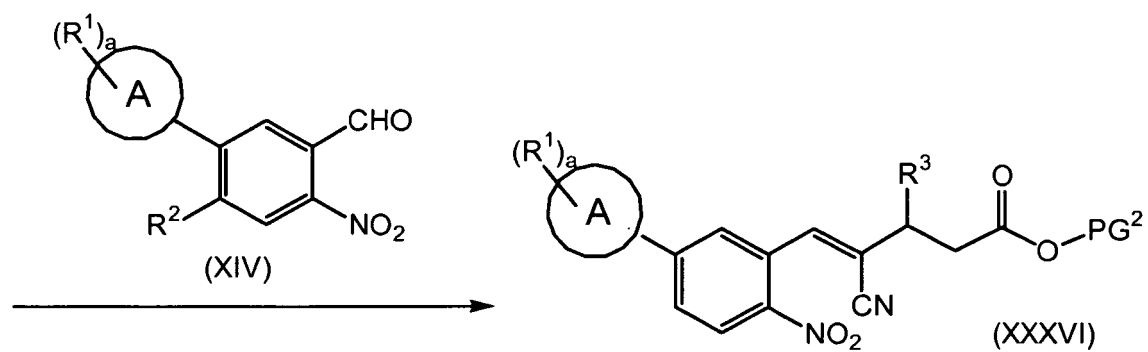
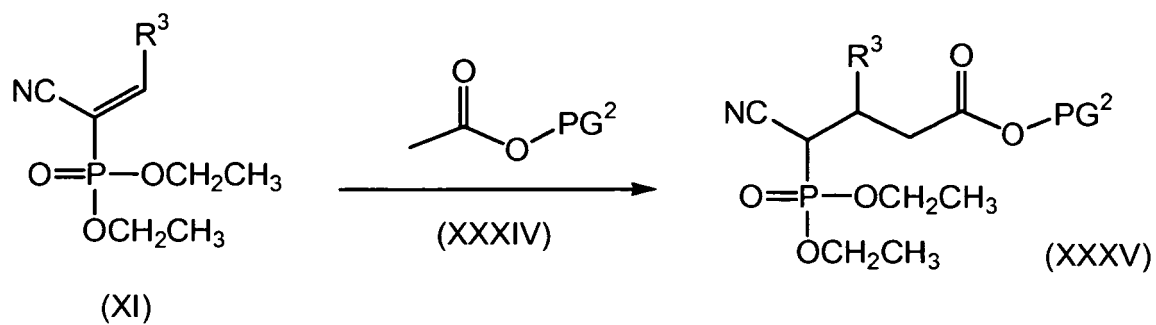
[0092] The compound of formula (XXIX) is reacted with a suitably substituted compound of formula (XXX), wherein X is bromine, iodine, or chlorine, a known compound or compound prepared by known methods, in the presence of a base such as LHMDs, lithium diisopropylamide, sodium hydride, and the like, in an organic solvent such as THF, diethyl ether, and the like, at a temperature in the range of from about 60°C to about 150°C, preferably at a temperature in the range of from about 75°C to about 100°C, to yield a mixture of the corresponding compound of formula (XXXI), as a mixture of its corresponding (Z) and (E) isomers.

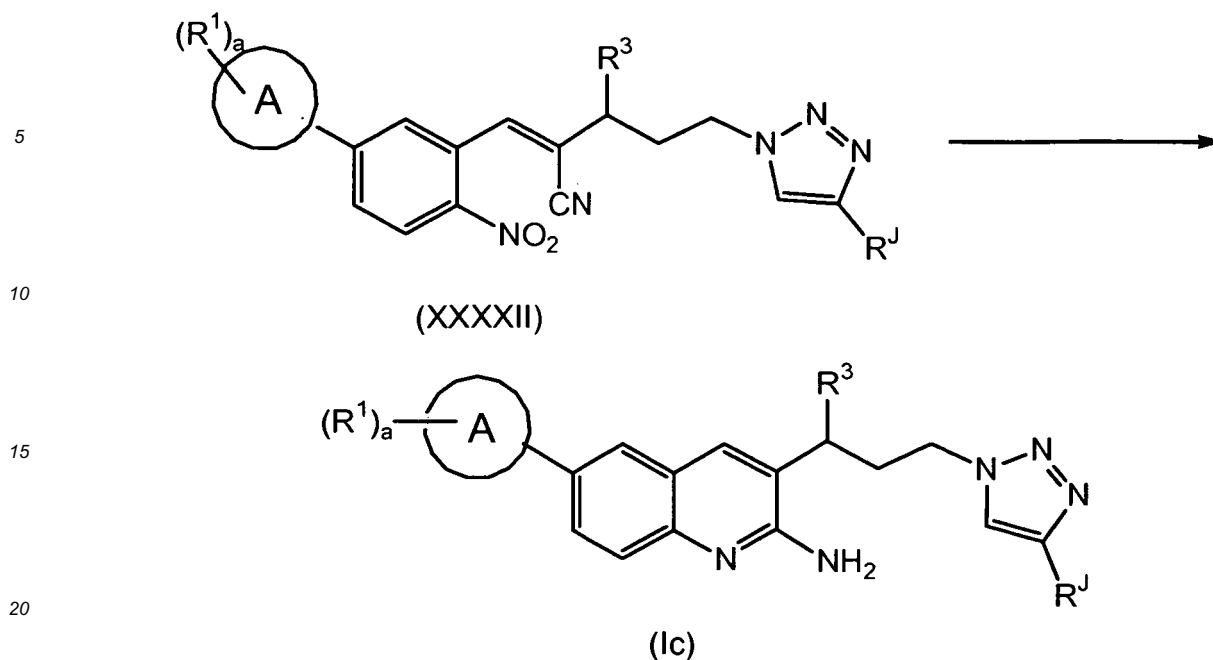
[0093] The compound of formula (XXXI) is reacted with a suitably substituted compound of formula (XXXII), wherein the two R⁷ groups are the same or are hydroxy or taken together to form a ring, such as 4,4,5,5-tetramethyl-1,3,2-dioxaborolane, 5,5-dimethyl-1,3,2-dioxaborinane, and the like, (i.e. the compound of formula (XXXII) is the corresponding boronic acid or cyclic borane ester), a known compound or compound prepared by known methods, in the presence of a catalyst, such as tetrakis(triphenylphosphine)palladium, dichloro(diphenylphosphinoferrocene)palladium, and the like, in the presence of a base such as potassium carbonate, sodium carbonate, and the like, in a solvent such as ethanol, toluene, and the like, in addition to water as a co-solvent, at a temperature in the range of from about 60°C to about 150°C, preferably at a temperature in the range of from about 80°C to about 120°C, to yield a mixture of the corresponding compound of formula (XXXIII), as a mixture of its corresponding (Z) and (E) isomers.

[0094] The compound of formula (XXXIII) is reacted with a reducing agent such as zinc, and the like, preferably zinc, in the presence of a proton source such as ammonium chloride, calcium chloride, and the like, in an organic solvent such as methanol, ethanol, and the like, at a temperature in the range of from about 60°C to about 150°C, preferably at a temperature in the range of from about 75°C to about 100°C, to yield the corresponding compound of formula (Ia). Alternatively, the compound of formula (XXVIII) is reacted with a reducing agent such as stannous chloride, iron, and the like, in an acidic solvent such as aqueous HCl, acetic acid, and the like, at a temperature in the range of from about 60°C to about 150°C, preferably at a temperature in the range of from about 75°C to about 100°C, to yield the corresponding compound of formula (Ia).

[0095] One skilled in the art will recognize that compounds of formula (I) wherein L¹ is selected from the group consisting of -N(R^C)- and -C(O)-N(R^C)- and wherein R^C and R² are taken together with the nitrogen atom to which they are bound to form a ring structure as defined herein, may be similarly prepared according to the procedures described in Scheme 1, Scheme 2, Scheme 3, Scheme 5 and Scheme 6 above by selecting a suitably substituted cyclic amine for the compound of formula (XX).

[0096] Compounds of formula (I) wherein A¹ is -CH₂CH₂-, L¹ is -NR^C- and -R^C and R⁴ are taken together with the nitrogen atom to which they are bound to form 4-substituted-{1,2,3}-triazole may be prepared according to the process as outlined in Scheme 7, below.





Scheme 7

[0097] Accordingly, a suitably substituted compound of formula (XI), a known compound or compound prepared by known methods, is reacted with a suitably protected alkyl acetate, a compound of formula (XXXIV) wherein Pg² is a suitably selected protecting group such as methyl, ethyl, *t*-butyl, benzyl, and the like, a known compound or a compound prepared by known methods, in the presence of a base, such as LHMDs, lithium diisopropylamine, sodium hydride, and the like, in the presence of a catalyst such as CuI, CuBr, and the like, in an organic solvent such as THF, diethyl ether, and the like, to yield the corresponding compound of formula (XXXV).

[0098] The compound of formula (XXXV) is reacted with a suitably substituted compound of formula (XIV), a known compound or compound prepared by known methods, in the presence of a base, such as LHMDs, lithium diisopropylamine, sodium hydride, and the like, in an organic solvent such as THF, diethyl ether, and the like, at a temperature in the range of from about 0°C to about 25°C, to yield the corresponding compound of formula (XXXVI).

[0099] The compound of formula (XXXVI) is de-protected according to known methods, to yield the corresponding compound of formula (XXXVII). For example, wherein Pg² is *tert*-butyl, the compound of formula (XXXVI) is reacted with an acid, in an organic solvent (for example with TFA in dichloromethane, or HCl in an organic solvent, such as diethyl ether, *iso*-propanol, ethyl acetate, and the like), to yield the corresponding compound of formula (XXXVII). Alternatively, wherein the compound of formula (XXXVI), Pg² is methyl, ethyl, and the like, the compound of formula (XXXVI) is reacted with a base such as lithium hydroxide, sodium hydroxide, and the like, in water or a protic solvent, such as methanol, ethanol, and the like, to yield the corresponding compound of formula (XXXVII).

[0100] The compound of formula (XXXVII) is reacted with a chloroformate, such as ethyl chloroformate, *iso*-butyl chloroformate, and the like, in the presence of an organic base, such as *N*-methylmorpholine, DIPEA, triethylamine, and the like, in an organic solvent, such as THF, *tert*-butylmethyl ether, and the like, at a temperature in the range of from about -20°C to about 25°C, preferably at a temperature in the range of from about 0°C to about 25°C. After a period of stirring, a reducing agent such as sodium borohydride, lithium borohydride, Red-Al, and the like, is added, optionally in a co-solvent, such as methanol, ethanol, and the like, to yield the corresponding compound of formula (XXXVIII).

[0101] The compound of formula (XXXVIII) is reacted with a suitably selected sulfonylating agent, for example, a compound of the formula Cl-SO₂-R^H, wherein R^H is a suitably selected alkyl or aryl group, such that Cl-SO₂-R^H is for example mesyl chloride (Cl-SO₂-CH₃), tosyl chloride (Cl-SO₂-(4-methylphenyl)), and the like, in the presence of a base such as TEA, DMAP, and the like, in an organic solvent such as dichloromethane, chloroform, and the like, at a temperature in the range of from about -20°C to about 25°C, preferably, at a temperature in the range of from about 0°C to about 25°C, to yield the corresponding compound of formula (XXXIX).

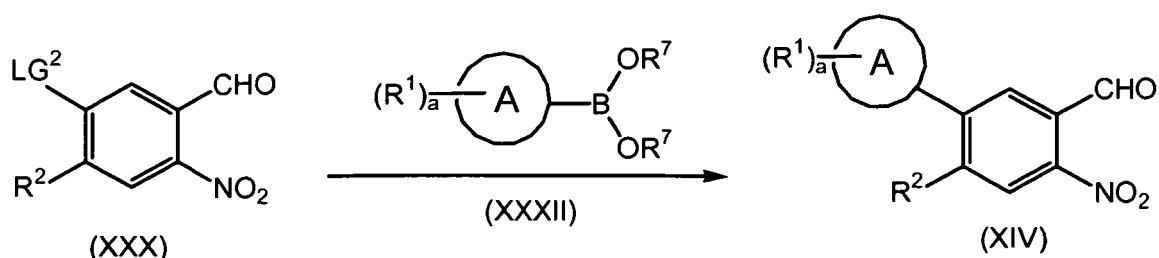
[0102] The compound of formula (XXXIX) is reacted with sodium azide, optionally in the presence of an iodide source, such as sodium iodide, potassium iodide, and the like, in an organic solvent such as DMF, DMSO, and the like, at a temperature in the range of from about 25°C to about 140°C, preferably, at a temperature in the range of from about 25°C to about 60°C, to yield the corresponding compound of formula (XXXX).

[0103] The compound of formula (XXXX) is reacted with a suitably substituted compound of formula (XXXXI), wherein

R^J is selected from the group consisting of C_{1-5} alkyl, $-C_{1-4}$ alkyl-O- C_{1-4} alkyl, carboxy, $-C(O)O-C_{1-4}$ alkyl and aralkyl, (preferably R^J is selected from the group consisting of C_{1-5} alkyl, more preferably R^J is t-butyl), a known compound or compound prepared by known methods, in the presence of a catalyst, such as copper sulfate, copper (II) acetate, and the like, in the presence of a base such as sodium ascorbate, ascorbic acid, DIPEA, and the like, in an organic solvent such as DMF, THF, methanol, ethanol, and the like, in the presence of water, to yield the corresponding compound of formula (XXXXII).

[0104] The compound of formula (XXXXII) is reacted with a suitably selected reducing agent such as zinc, and the like, in the presence of a proton source such as ammonium chloride, calcium chloride, and the like, in an organic solvent such as methanol, ethanol, and the like, at a temperature in the range of from about 60°C to about 150°C, preferably, at a temperature in the range of from about 75°C to about 100°C, to yield the corresponding compound of formula (Ic). Alternatively, the compound of formula (XXXXII) is reacted with a reducing agent such as stannous chloride, iron, and the like, in an acidic solvent such as aqueous HCl, acetic acid, and the like, at a temperature in the range of from about 60°C to about 150°C, preferably at a temperature in the range of from about 75°C to about 100°C, to yield the corresponding compound of formula (Ic).

[0105] Compounds of formula (XIV) are known compounds or compounds which may be prepared according to known methods. For example, compounds of formula (XIV) may be prepared according to the process outlined in Scheme 8, below.



Scheme 8

[0106] Accordingly, a suitably substituted compound of formula (XXX), wherein wherein X is bromine, iodine, or chlorine, a known compound or compound prepared by known methods, is reacted with a suitably substituted, a compound of formula (XXXII), wherein the two R^7 groups are the same or are hydroxy or taken together in a ring, such as 4,4,5,5-tetramethyl-1,3,2-dioxaborolane, 5,5-dimethyl-1,3,2-dioxaborinane, and the like, (i.e. the compound of formula (XXXII) is the corresponding boronic acid or cyclic borane ester), a known compound or compound prepared by known methods, in the presence of a catalyst, such as tetrakis(triphenylphosphine)palladium, dichloro(diphenylphosphinoferrocene)palladium, and the like, in the presence of a base such as potassium carbonate, sodium carbonate, and the like, in a solvent such as ethanol, toluene, and the like, in addition to water as a co-solvent, at a temperature in the range of from about 60°C to about 150°C, preferably at a temperature in the range of from about 80°C to about 120°C, to yield a mixture of the corresponding compound of formula (XIV).

[0107] The present invention further comprises pharmaceutical compositions containing one or more compounds of formula (I) with a pharmaceutically acceptable carrier. Pharmaceutical compositions containing one or more of the compounds of the invention described herein as the active ingredient can be prepared by intimately mixing the compound or compounds with a pharmaceutical carrier according to conventional pharmaceutical compounding techniques. The carrier may take a wide variety of forms depending upon the desired route of administration (e.g., oral, parenteral). Thus for liquid oral preparations such as suspensions, elixirs and solutions, suitable carriers and additives include water, glycols, oils, alcohols, flavoring agents, preservatives, stabilizers, coloring agents and the like; for solid oral preparations, such as powders, capsules and tablets, suitable carriers and additives include starches, sugars, diluents, granulating agents, lubricants, binders, disintegrating agents and the like. Solid oral preparations may also be coated with substances such as sugars or be enteric-coated so as to modulate major site of absorption. For parenteral administration, the carrier will usually consist of sterile water and other ingredients may be added to increase solubility or preservation. Injectable suspensions or solutions may also be prepared utilizing aqueous carriers along with appropriate additives.

[0108] To prepare the pharmaceutical compositions of this invention, one or more compounds of the present invention as the active ingredient is intimately admixed with a pharmaceutical carrier according to conventional pharmaceutical compounding techniques, which carrier may take a wide variety of forms depending of the form of preparation desired for administration, e.g., oral or parenteral such as intramuscular. In preparing the compositions in oral dosage form, any of the usual pharmaceutical media may be employed. Thus, for liquid oral preparations, such as for example, suspensions, elixirs and solutions, suitable carriers and additives include water, glycols, oils, alcohols, flavoring agents, preservatives, coloring agents and the like; for solid oral preparations such as, for example, powders, capsules, caplets, gelcaps and

tablets, suitable carriers and additives include starches, sugars, diluents, granulating agents, lubricants, binders, disintegrating agents and the like. Because of their ease in administration, tablets and capsules represent the most advantageous oral dosage unit form, in which case solid pharmaceutical carriers are obviously employed. If desired, tablets may be sugar coated or enteric coated by standard techniques. For parenterals, the carrier will usually comprise sterile water, through other ingredients, for example, for purposes such as aiding solubility or for preservation, may be included. Injectable suspensions may also be prepared, in which case appropriate liquid carriers, suspending agents and the like may be employed. The pharmaceutical compositions herein will contain, per dosage unit, e.g., tablet, capsule, powder, injection, teaspoonful and the like, an amount of the active ingredient necessary to deliver an effective dose as described above. The pharmaceutical compositions herein will contain, per unit dosage unit, e.g., tablet, capsule, powder, injection, suppository, teaspoonful and the like, of from about 0.1-1000 mg and may be given at a dosage of from about 0.1-1000 mg/kg/day, preferably, at a dosage of from about 0.5 to about 500 mg/kg/day, more preferably, at a dosage of from about 0.5 to about 250 mg/kg/day, more preferably, at a dosage of from about 1.0 to about 50 mg/kg/day. The dosages, however, may be varied depending upon the requirement of the patients, the severity of the condition being treated and the compound being employed. The use of either daily administration or post-periodic dosing may be employed.

[0109] Preferably these compositions are in unit dosage forms from such as tablets, pills, capsules, powders, granules, sterile parenteral solutions or suspensions, metered aerosol or liquid sprays, drops, ampoules, autoinjector devices or suppositories; for oral parenteral, intranasal, sublingual or rectal administration, or for administration by inhalation or insufflation. Alternatively, the composition may be presented in a form suitable for once-weekly or once-monthly administration; for example, an insoluble salt of the active compound, such as the decanoate salt, may be adapted to provide a depot preparation for intramuscular injection. For preparing solid compositions such as tablets, the principal active ingredient is mixed with a pharmaceutical carrier, e.g. conventional tableting ingredients such as corn starch, lactose, sucrose, sorbitol, talc, stearic acid, magnesium stearate, dicalcium phosphate or gums, and other pharmaceutical diluents, e.g. water, to form a solid preformulation composition containing a homogeneous mixture of a compound of the present invention, or a pharmaceutically acceptable salt thereof. When referring to these preformulation compositions as homogeneous, it is meant that the active ingredient is dispersed evenly throughout the composition so that the composition may be readily subdivided into equally effective dosage forms such as tablets, pills and capsules. This solid preformulation composition is then subdivided into unit dosage forms of the type described above containing from 0.1 to about 1000 mg, preferably, from about 0.1 to about 500 mg, of the active ingredient of the present invention. The tablets or pills of the novel composition can be coated or otherwise compounded to provide a dosage form affording the advantage of prolonged action. For example, the tablet or pill can comprise an inner dosage and an outer dosage component, the latter being in the form of an envelope over the former. The two components can be separated by an enteric layer which serves to resist disintegration in the stomach and permits the inner component to pass intact into the duodenum or to be delayed in release. A variety of material can be used for such enteric layers or coatings, such materials including a number of polymeric acids with such materials as shellac, cetyl alcohol and cellulose acetate.

[0110] The liquid forms in which the novel compositions of the present invention may be incorporated for administration orally or by injection include, aqueous solutions, suitably flavoured syrups, aqueous or oil suspensions, and flavoured emulsions with edible oils such as cottonseed oil, sesame oil, coconut oil or peanut oil, as well as elixirs and similar pharmaceutical vehicles. Suitable dispersing or suspending agents for aqueous suspensions, include synthetic and natural gums such as tragacanth, acacia, alginate, dextran, sodium carboxymethylcellulose, methylcellulose, polyvinylpyrrolidone or gelatin.

[0111] The present invention is also directed to a pharmaceutical composition comprising any of the compounds as defined herein and a pharmaceutically acceptable carrier for use in a method of treating disorders mediated by BACE. The pharmaceutical composition may contain between about 0.1 mg and 1000 mg, preferably about 50 to 500 mg, of the compound, and may be constituted into any form suitable for the mode of administration selected. Carriers include necessary and inert pharmaceutical excipients, including, but not limited to, binders, suspending agents, lubricants, flavorants, sweeteners, preservatives, dyes, and coatings. Compositions suitable for oral administration include solid forms, such as pills, tablets, caplets, capsules (each including immediate release, timed release and sustained release formulations), granules, and powders, and liquid forms, such as solutions, syrups, elixirs, emulsions, and suspensions. Forms useful for parenteral administration include sterile solutions, emulsions and suspensions.

[0112] Advantageously, one or more of the compounds of the present invention may be administered in a single daily dose, or the total daily dosage may be administered in divided doses of two, three or four times daily. Furthermore, compounds for the present invention can be administered in intranasal form via topical use of suitable intranasal vehicles, or via transdermal skin patches well known to those of ordinary skill in that art. To be administered in the form of a transdermal delivery system, the dosage administration will, of course, be continuous rather than intermittent throughout the dosage regimen.

[0113] For instance, for oral administration in the form of a tablet or capsule, the active drug component can be combined with an oral, non-toxic pharmaceutically acceptable inert carrier such as ethanol, glycerol, water and the like.

Moreover, when desired or necessary, suitable binders; lubricants, disintegrating agents and coloring agents can also be incorporated into the mixture. Suitable binders include, without limitation, starch, gelatin, natural sugars such as glucose or beta-lactose, com sweeteners, natural and synthetic gums such as acacia, tragacanth or sodium oleate, sodium stearate, magnesium stearate, sodium benzoate, sodium acetate, sodium chloride and the like. Disintegrators

[0114] The liquid forms in suitably flavored suspending or dispersing agents such as the synthetic and natural gums, for example, tragacanth, acacia, methylcellulose and the like. For parenteral administration, sterile suspensions and solutions are desired. Isotonic preparations which generally contain suitable preservatives are employed when intravenous administration is desired.

[0115] Compounds of this invention may be administered in any of the foregoing compositions and according to dosage regimens established in the art whenever treatment of disorders mediated by BACE is required.

[0116] The daily dosage of the products may be varied over a wide range from 0.01 to 10,000 mg per adult human per day, or any range therein. For oral administration, the compositions are preferably provided in the form of tablets containing, 0.01, 0.05, 0.1, 0.5, 1.0, 2.5, 5.0, 10.0, 15.0, 25.0, 50.0, 100, 150, 200, 250, 500 and 1000 milligrams of the active ingredient for the symptomatic adjustment of the dosage to the patient to be treated. An effective amount of the drug is ordinarily supplied at a dosage level of from about 0.1-1,000 mg/kg/day, or any range therein, preferably, at a dosage of from about 0.5 to about 500 mg/kg/day, or any range therein, more preferably, at a dosage of from about 0.5 to about 250 mg/kg/day, or any range therein, more preferably, at a dosage of from about 0.5 to about 100 mg/kg/day, or any range therein, more preferably, at a dosage of from about 1.0 to about 50 mg/kg/day or any range therein. The compounds may be administered on a regimen of 1 to 4 times per day.

[0117] Optimal dosages to be administered may be readily determined by those skilled in the art, and will vary with the particular compound used, the mode of administration, the strength of the preparation, the mode of administration, and the advancement of the disease condition. In addition, factors associated with the particular patient being treated, including patient age, weight, diet and time of administration, will result in the need to adjust dosages.

[0118] One skilled in the art will recognize that, both *in vivo* and *in vitro* trials using suitable, known and generally accepted cell and / or animal models are predictive of the ability of a test compound to treat or prevent a given disorder. One skilled in the art will further recognize that human clinical trails including first-in-human, dose ranging and efficacy trials, in healthy patients and / or those suffering from a given disorder, may be completed according to methods well known in the clinical and medical arts.

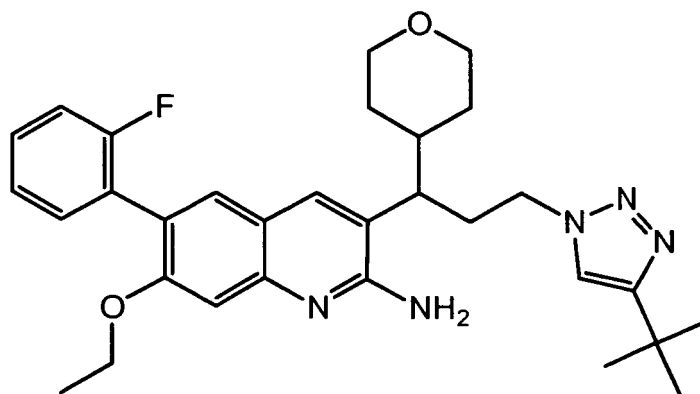
[0119] The following Examples are set forth to aid in the understanding of the invention, and are not intended and should not be construed to limit in any way the invention set forth in the claims which follow thereafter.

[0120] In the Examples which follow, some synthesis products are listed as having been isolated as a residue. It will be understood by one of ordinary skill in the art that the term "residue" does not limit the physical state in which the product was isolated and may include, for example, a solid, an oil, a foam, a gum, a syrup, and the like.

Example 1: (Compound #22)

3-[3-(4-*tert*-Butyl-[1,2,3] triazol-1-yl)-1-(tetrahydro-pyran-4-yl)-propyl]-7-ethoxy-6-(2-fluoro-phenyl)-quinolin-2-ylamine

[0121]



Step A: 5-Bromo-4-fluoro-2-nitro-benzaldehyde

[0122] To a solution of 3-bromo-4-fluorobenzaldehyde (5.0 g, 24.6 mmol) in H₂SO₄ (25 mL) at 0°C was added nitric acid (3 mL) in H₂SO₄ (30 mL), dropwise. The resulting mixture was warmed to room temperature overnight. The resulting solution was then poured slowly over ice and filtered to collect the yellow precipitate. The precipitate was washed with H₂O and dried, then purified by silica gel chromatography eluted with a solvent mixture of ethyl acetate and heptanes from 0:100 to 25:75 to yield a light yellow solid.

Step B: 6,2'-Difluoro-4-nitro-biphenyl-3-carbaldehyde

[0123] A solution of the yellow solid prepared as in Step A (2.0 g, 8.0 mmol), 2-fluorobenzeneboronic acid (2.3 g, 16.1 mmol) and 2M K₂CO₃ (12 mL) in dioxane (60 mL) was degassed with nitrogen. Pd(PPh₃)₄ (0.93 g, 8.0 mmol) was added, and the resulting solution was degassed again and then heated to reflux for 1 hour. The resulting mixture was then diluted with EtOAc, washed with saturated aqueous NaHCO₃, and brine. After drying (MgSO₄), the resulting mixture was filtered and concentrated *in vacuo* to yield a residue. Purification of the residue by silica gel chromatography eluted with a solvent mixture of ethyl acetate and heptanes from 0:100 to 5:95 yielded a light yellow solid.

Step C: 6-Ethoxy-2'-fluoro-4-nitro-biphenyl-3-carbaldehyde

[0124] A solution of NaH (456 mg, 11 mmol) in EtOH (50 mL) was stirred for 30 min. The light yellow solid prepared as in Step B (600 mg, 2.3 mmol) was added, and the resulting mixture was warmed to 30°C. After 3.5 hours at 30°C, the bath was removed, and the resulting mixture was stirred at room temperature overnight. The resulting mixture was concentrated *in vacuo* and adsorbed directly onto silica gel for purification. Purification by silica gel chromatography eluted with a solvent mixture of dichloromethane and heptanes from 0:100 to 50:50 yielded a yellow solid.

Step D: 1-Cyano-2-(tetrahydro-pyran-4-yl)-vinyl]-phosphonic acid diethyl ester

[0125] Tetrahydropyran carboxyaldehyde (10 g, 87.6 mmol), diethyl cyanoacetophosphonate (16.3 g, 92 mmol), acetic acid (3 mL, 50 mmol), and ammonium acetate (3 g, 38.9 mmol) were combined in toluene (60 mL) and stirred overnight at room temperature, then heated to 100°C for two hours and then filtered through MgSO₄. The solvent was removed to yield an oil which was purified via silica column chromatography (50% EtOAc/heptane) to yield an oil.

Step E: 4-Cyano-5-(6-ethoxy-2'-fluoro-4-nitro-biphenyl-3-yl)-3-(tetrahydropyran-4-yl)-pent-4-enoic acid tert-butyl ester

[0126] To a solution of *tert*-butyl acetate (217 µL, 1.6 mmol) in THF (0.92 mL) at -78°C, LHMDS (1.0 M in THF, 1.4 mL) was added slowly. After 30 min of stirring at -78°C, [1-cyano-2-(tetrahydro-pyran-4-yl)-vinyl]-phosphonic acid diethyl ester (302 mg, 1.1 mmol) dissolved in THF (0.92 mL) was added, followed by CuI (6.3 mg, 0.03 mmol). The resulting solution was warmed to room temperature, stirred for 2 h, and then 6-ethoxy-2'-fluoro-4-nitro-biphenyl-3-carbaldehyde (266.0 mg, 0.9195 mmol), prepared as in Step C above, was added. The resulting solution was stirred at room temperature for another 20 h. Ethyl acetate was then added, and the resulting solution was washed with hydrochloric acid solution (1.0 M) two times and with brine one time, and then dried over magnesium sulfate. The resulting solution was filtered and concentrated. The residue was purified on a silica gel column eluted with a solvent mixture of ethyl acetate and heptanes from 0:100 to 25:75 to yield a residue.

MH⁺ = 524.5

Step F: 4-Cyano-5-(6-ethoxy-2'-fluoro-4-nitro-biphenyl-3-yl)-3-(tetrahydropyran-4-yl)-pent-4-enoic acid

[0127] To a solution of the residue prepared as in Step E (163 mg, 0.3119 mmol) in dichloromethane (2.0 mL) at room temperature was added TFA (1.6 mL). The resulting solution was stirred at room temperature for 1 h and then concentrated. Diethyl ether was added and the resulting solution was extracted with sodium hydroxide solution (1 M) two times. The combined aqueous extracts were acidified with conc. hydrochloric acid, and extracted with diethyl ether (3X). The organic layers were combined and dried over magnesium sulfate, filtered and concentrated to yield a residue.

MH⁺ 468.47

Step G: 3-(6-Ethoxy-2'-fluoro-4-nitro-biphenyl-3-yl)-2-[3-hydroxyl-1-(tetrahydropyran-4-yl)-propyl]-acrylonitrile

[0128] To a solution of the residue prepared as in Step F (111 mg, 0.237 mmol) in THF (1.2 mL) at 0°C was added N-methylmorpholine (30.0 µL, 16.6 mmol) followed by slow addition of ethyl chloroformate (0.26 µL, 0.27 mmol). The

resulting solution was stirred at 0°C for 1 h, and then sodium borohydride (0.45 mg, 1.2 mmol) was added. Methanol (0.2 mL) was added slowly into the resulting solution, which was then stirred at room temperature for 2 h. Ethyl acetate was added. The resulting solution was washed with hydrochloric acid (1.0 M) twice and brine once and then was dried over magnesium sulfate. The resulting solution was filtered and concentrated to yield a yellow oil. The yellow oil was

MH⁺ = 454.49

Step H: 2-[3-Azido-1-(tetrahydro-pyran-4-yl)-propyl]-3-(6-ethoxy-2'-fluoro-4-nitro-biphenyl-3-yl)-acrylonitrile

[0129] To a solution of the yellow solid prepared as in Step G and triethylamine (41 µL, 0.295 mmol) in dichloromethane (1 mL) at 0°C was slowly added methanesulfonyl chloride (12.4 µL, 0.16 mmol). The resulting solution was stirred at 0°C for 30 min. and then at room temperature for 30 min. The resulting solution was diluted with dichloromethane, washed with hydrochloric acid solution (1.0 M) and dried over magnesium sulfate. The resulting solution was then filtered and concentrated. The residue was dissolved in DMF (1.2 mL); sodium azide (43.5 mg, 0.67 mmol) was added and the resulting solution was stirred at 50°C for two hours. The resulting mixture was concentrated *in vacuo*, loaded directly onto silica gel and purified by eluting with ethyl acetate and heptanes in a 0:100 to 25:75 ratio to yield a foamy solid.

MH⁺ 479.50

Step I: 2-[3-(4-tert-Butyl-[1,2,3]triazol-1-yl)-1-(tetrahydro-pyran-4-yl)-propyl]-3-(6-ethoxy-2'-fluoro-4-nitro-biphenyl-3-yl)-acrylonitrile

[0130] To a suspension of the foamy solid prepared as in Step H (0.056 g, 0.117 mmol) in EtOH (0.8 mL), a minimal amount of THF was added to solubilize the compound. Next, 3,3-dimethyl-1-butyne (87 µL, 0.70 mmol), sodium ascorbate (0.0046 g, 0.023 mmol), and copper (II) sulfate pentahydrate (1.5 mg, 0.006 mmol) were, followed by addition of a minimal amount of H₂O to maintain solubility. The resulting mixture stirred at room temperature in the dark. Additional 3,3-dimethyl-1-butyne (87 µL) was added twice more at half hour intervals, and the resulting mixture stirred overnight. Ethyl acetate was added, the resulting solution was washed with saturated sodium bicarbonate solution, water, and brine, and then was dried over magnesium sulfate to yield a residue. The residue was purified by silica gel chromatography, eluting with ethyl acetate and heptanes in a 0:100 to 35:65 ratio to yield a yellow foamy solid.

MH⁺ = 561.65

Step J: 3-[3-(4-tert-Butyl-[1,2,3]triazol-1-yl)-1-(tetrahydro-pyran-4-yl)-propyl]-7-ethoxy-6-(2-fluoro-phenyl)-quinolin-2-ylamine

[0131] Into a microwave vial was combined the yellow foamy solid prepared as in Step I (0.0047 g, 0.084 mmol), Zn dust (180 mg), and solid ammonium chloride (29 mg) in MeOH. The resulting mixture was microwaved @ 95°C for 20 minutes. The resulting solution was then filtered through Celite®, washed with MeOH and then dichloromethane and then was concentrated *in vacuo* to yield a residue. The residue was purified by silica gel chromatography, eluting with ethyl acetate and MeOH in a 100:0 to 90:10 ratio to yield the title compound as a white solid.

[0132] Hydrochloric acid in diethyl ether was added and the resulting solution was concentrated to yield the title compound as its corresponding HCl salt, as a light yellow solid.

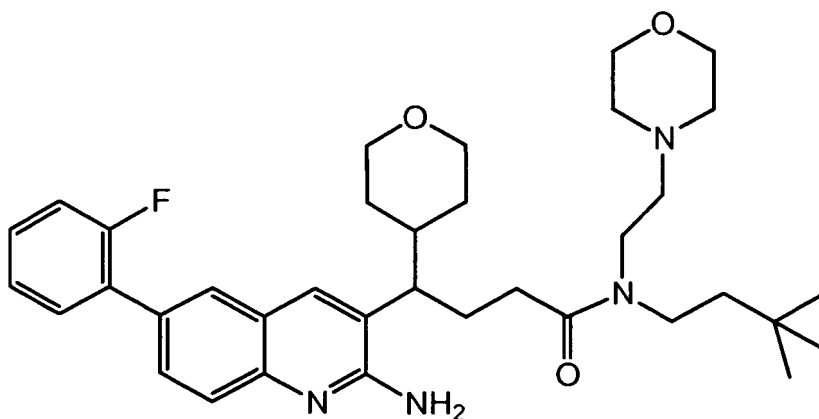
MH⁺ = 531.66

¹H NMR free base (300 MHz, MeOD): δ 1.15 (s, 9 H), 1.30-1.35 (m, 7 H), 1.71-1.86 (m, 2 H), 2.37-2.6 (m, 1 H), 2.72-2.88 (m, 1 H), 3.31-3.41 (m, 2 H), 3.82-3.87 (m, 1 H), 3.95-3.97 (m, 1 H), 4.14 (q, J=6.78 Hz, 2 H), 4.24-4.36 (m, 2 H), 7.04 (s, 1 H), 7.10 - 7.25 (m, 2 H), 7.34 - 7.41 (m, 2 H), 7.53 (s, 2 H), 7.89 (s, 1 H)

Example 2: (Compound #47)

4-[2-Amino-6-(2-fluoro-phenyl)-quinolin-3-yl]-N-(3,3-dimethyl-butyl)-N-(2-morpholin-4-yl-ethyl)-4-(tetrahydro-pyran-4-yl)-butyramide

[0133]



Step A: [1-Cyano-2-(tetrahydro-pyran-4-yl)-hex-5-enyl]-phosphonic acid diethyl ester

[0134] In a flask, Mg (5.7 g) was placed in THF (50 mL) with an iodine chip. The reaction mixture was vigorously stirred and heated slightly, as 4-bromobutene (25 mL) was added. After consumption of Mg metal, the resulting solution was cannulated into a flask containing a mixture of [1-cyano-2-(tetrahydro-pyran-4-yl)-vinyl]-phosphonic acid diethyl ester (21.78 g, 79.7 mmol), prepared as described in Example 1 Step D above, and CuI (0.3 g) with THF (30 mL). The resulting mixture was stirred for three hours. Saturated aqueous NH_4Cl solution and ethyl acetate were then added. The organic layer was separated and dried with MgSO_4 , filtered, and evaporated *in vacuo* to yield an oil.

Step B: 5-Cyano-5-(diethoxy-phosphoryl)-4-(tetrahydro-pyran-4-yl)-pentanoic acid

[0135] To a solution of [1-cyano-2-(tetrahydro-pyran-4-yl)-hex-5-enyl]-phosphonic acid diethyl ester (6.26 g, 19.0 mmol) in dichloromethane (211 mL), H_2O (173 mL) and acetic acid (73 mL), was added tetrabutylammonium bromide (127 mg) followed by the portionwise addition of KMnO_4 . The resulting mixture was then stirred at room temperature overnight. The resulting viscous solution was cooled to 0°C , and NaHSO_3 was added slowly until the mixture became clear. The layers were separated, and the organic layer was dried over magnesium sulfate, filtered, and concentrated to yield a residue. Heptanes was added, and the resulting mixture was concentrated to yield a residue.
 MH+ 347.35

Step C: 5-Bromo-2-nitro-benzaldehyde

[0136] Sulfuric acid (108 mL) and 3-bromobenzaldehyde (25 g, 0.135 mol) were cooled to 0°C in a flask. Potassium nitrate (14.3 g, 0.14 mol) was added to the resulting mixture, portion wise over 1 h. The resulting mixture was stirred an additional 2 h at 0°C . For work up, the resulting mixture was poured into 2 L of ice and then filtered to yield a solid. The solid was purified by silica chromatography (330 g, 30% Et_2O /heptane) to yield a residue, which was recrystallized from EtOAc/heptane to yield a solid.

Step D: 2'-Fluoro-4-nitro-biphenyl-3-carbaldehyde

[0137] A solution of 5-bromo-2-nitrobenzaldehyde (8.2 g, 36 mmol), 2-fluorobenzeneboronic acid (10.0 g, 71.6 mmol) and 2M K_2CO_3 (54 mL) in dioxane (250 mL) was degassed with nitrogen. $\text{Pd}(\text{PPh}_3)_4$ (3.9 g, 3.6 mmol) was added, and the resulting mixture was degassed again and heated to reflux for 90 minutes. The resulting mixture was then diluted with EtOAc and washed with saturated aqueous NaHCO_3 solution and brine. The EtOAc extract was dried with MgSO_4 , filtered, and concentrated *in vacuo* to yield a residue. The residue was purified by silica gel chromatography eluted with ethyl acetate and heptanes from 0:100 to 5:95 to yield a yellow solid.
 ^1H NMR (300 MHz, CDCl_3): δ 7.19-7.33 (m, 2 H), 7.4-7.53 (m, 2 H), 7.94 (dt, $J=8.29, 1.88$ Hz, 1 H), 8.11 (s, 1 H), 8.22 (d, $J=8.67$ Hz, 1 H), 10.50 (s, 1 H)

Step E: 5-Cyano-6-(2'-fluoro-4-nitro-biphenyl-3-yl)-4-(tetrahydro-pyran-4-yl)-hex-5-enoic acid

[0138] To a solution of the residue prepared as in Step B (6.7 g, 19.2 mmol) in THF (385 mL) at -78°C was slowly added LHMDS (1.0 M in THF, 41 mL). After 30 min of stirring at -78°C , the resulting mixture was warmed to room temperature, and the yellow solid prepared as in Step D (4.7 g, 19.2 mmol) was added. The resulting solution was stirred

at room temperature for another 20 h. Ethyl acetate was then added, and the resulting solution was washed with hydrochloric acid solution (1.0 M) and with brine, then dried over magnesium sulfate. The resulting solution was filtered and concentrated to yield a residue. The residue was purified on a silica gel column eluted with a solvent mixture of dichloromethane and MeOH (95:5) to yield a brown solid.

MH⁺ = 438.45

Step F: (3,3-Dimethyl-butyl)-(2-morpholin-4-yl-ethyl)-amine

[0139] Into a microwave reactor was placed 4-(2-chloroethyl)-morpholine (1.5 g, 8.1 mmol), 3,3-dimethylbutylamine (2.2 mL, 16 mmol), diisopropylethylamine (3.1 mL, 18 mmol), and acetonitrile (30 mL). The resulting mixture was microwaved at 130°C for 30 minutes and then diluted with dichloromethane and 1 N sodium hydroxide. The layers were separated, and the organic extract was washed with brine, dried over magnesium sulfate, filtered, and concentrated to yield an orange oil. The oil was purified on a silica gel column, eluting with 15% of 10:1 (MeOH:NH₄OH) in EtOAc to yield a yellow oil.

¹H NMR (300 MHz, CDCl₃) δ 0.87-0.94 (m, 9 H), 1.35-1.46 (m, 2 H), 2.42-2.51 (m, 8 H), 2.58-2.66 (m, 1 H), 2.72 (t, J=6.03 Hz, 1 H), 3.67- 3.74 (m, 4 H)

Step G: 5-Cyano-6-(2'-fluoro-4-nitro-biphenyl-3-yl)-4-(tetrahydro-pyran-4-yl)-hex-5-enoic acid (3,3-dimethyl-butyl)-(2-morpholin-4-yl-ethyl)-amide

[0140] To a solution of the solid prepared as in Step E (3.2 g, 7.3 mmol) in DMF (30 mL), were added the yellow oil prepared as in Step F (1.7 g, 8.0 mmol), HBTU (4.1 g, 10.9 mmol), and DIEA (3.8 mL, 21.8 mmol). The resulting mixture was stirred 24 hours at room temperature, then diluted with EtOAc. The resulting solution was washed with saturated aqueous NaHCO₃ and brine several times, then dried over magnesium sulfate and concentrated to a foamy solid. The foamy solid was purified on silica gel eluting with a solvent mixture of dichloromethane and MeOH from 100:0 to 96:4 to yield a brown solid.

MH⁺ 634.78.

Step H: 4-[2-Amino-6-(2-fluoro-phenyl)-quinolin-3-yl]-N-(3,3-dimethyl-butyl)-N-(2-morpholin-4-yl-ethyl)-4-(tetrahydro-pyran-4-yl)-butyramide

[0141] A mixture of the brown solid (2.25 g, 3.7 mmol) prepared as in Step G above, zinc powder (25 g), ammonium chloride (7.8 g), MeOH (90 mL), and THF (17 mL) was heated at reflux. After three hours, the resulting mixture was cooled to room temperature, filtered through Celite®, and washed with MeOH /dichloromethane. The filtrate was concentrated to yield a solid which was purified on a silica gel column, eluting with 10% of 10:1 (MeOH:NH₄OH) in EtOAc to yield the title compound as a yellow solid.

[0142] The HCl salt of the title compound was prepared by dissolving the yellow solid (506 mg) in a small amount of ethanol and then concentrating with 1 M HCl / diethyl ether (3X) to yield a white solid.

LCMS MH⁺ 604.80

¹H NMR (HCl salt) (300 MHz, MeOD) δ 1.31 (d, J=7.54 Hz, 2 H), 1.39-1.54 (m, 3 H), 1.99 (s, 3 H), 2.28-2.44 (m, 3 H), 2.96 (s, 1 H), 3.14-3.28 (m, 4 H), 3.37 (d, J=3.01 Hz, 1 H), 3.46 (s, 1 H), 3.58-3.72 (m, 4 H), 3.78 - 3.93 (m, 3 H), 3.99-4.11 (m, 3 H), 7.25-7.37 (m, 2 H), 7.43-7.52 (m, 1 H), 7.60 (td, J=7.72, 1.88 Hz, 1 H), 7.80 (d, J=8.67 Hz, 1 H), 7.99-8.05 (m, 1 H), 8.16 (s, 1 H), 8.54 (s, 1 H)

Example 3: (Compound #43)

3-[4-[(3,3-Dimethyl-butyl)-(2-morpholin-4-yl-ethyl)-amino]-1-(tetrahydropyran-4-yl)-butyl]-6-(2-fluoro-phenyl)-quinolin-2-ylamine

[0143]



20

25

30

35

Example 4: (Compound #31)

4-(2-Amino-6-thiophen-2-yl-quinolin-3-yl)-N-(3,3-dimethyl-butyl)-N-(1-methyl-1H-imidazol-2-ylmethyl)-4-(tetrahydro-pyran-4-yl)-butyramide

[0145]



Step A: (3,3-Dimethyl-butyl)-(1-methyl-1H-imidazol-2-ylmethyl)-amine

55

31

MH⁺ 196.2

Step B: [1-Cyano-4-[(3,3-dimethyl-butyl)-(1-methyl-1H-imidazol-2-ylmethyl)-carbamoyl]-2-(tetrahydro-pyran-4-yl)-butyl]-phosphonic acid diethyl ester

[0147] To an ice cooled solution of the light yellow liquid prepared as in Step A above (1.8 g, 9 mmol), 5-cyano-5-(diethoxy-phosphoryl)-4-(tetrahydro-pyran-4-yl)-pentanoic acid (3.0 g, 8.7 mmol, prepared as described in Example 2, Step B) and HOBT (1.5 g, 11 mmol) in CH₂Cl₂ (100 mL), was added TEA (2.4 mL) followed by the addition of 1,3-dimethylamino propyl-3-ethylcarbodiimide (EDC, 2.2 g, 11 mmol). The resulting mixture was allowed to warm to room temperature and then stirred overnight. EtOAc (200 mL) was added. The resulting solution was washed with dilute HCl solution (about 0.1 N, 50 mL), saturated aqueous NaHCO₃ solution, and then brine. The organic layer was dried with MgSO₄, and the EtOAc was evaporated to yield an oil.

MH⁺ 525.5

Step C: 6-(5-Bromo-2-nitro-phenyl)-5-cyano-4-(tetrahydro-pyran-4-yl)-hex-5-enoic acid (3,3-dimethyl-butyl)-(1-methyl-1H-imidazol-2-ylmethyl)-amide

[0148] To an ice cooled solution of the oil prepared as in Step B above (2.2 g, 4.2 mmol) in THF (10 mL), was added LHMDS (1.0M in THF, 5.0 mL) and the resulting solution was stirred for 10 min. 5-Bromo-2-nitro-benzaldehyde (1.0 g, 4.2 mmol, synthesized as described in Example 2, Step C) in THF (10 mL) was added, the resulting solution was allowed to warm to room temperature and then stirred overnight. The reaction was quenched with aqueous NH₄Cl solution, and the resulting solution was extracted with EtOAc. The organic layer was dried with MgSO₄. The EtOAc was evaporated to yield an oil.

MH⁺ 600.2, 602.3

Step D: 6-(5-Bromo-2-nitro-phenyl)-5-cyano-4-(tetrahydro-pyran-4-yl)-hex-5-enoic acid (3,3-dimethyl-butyl)-(1-methyl-1H-imidazol-2-ylmethyl)-amide

[0149] A solution of the oil prepared as in Step C (0.2 g, 0.33 mmol), 3-thiopheneboronic acid (0.045 g, 0.34 mmol), tetrakis (triphenylphosphine) palladium (0) (0.02 g), and K₂CO₃ (0.092 g) in toluene/EtOH/water (5/2/1 mL) was refluxed one hour. EtOAc (100 mL) was added, and the resulting solution was washed with saturated aqueous NaCl solution. The organic layer was dried with MgSO₄, and the EtOAc was evaporated to yield an oil.

MH⁺ 605

Step E: 4-(2-Amino-6-thiophen-2-yl-quinolin-3-yl)-N-(3,3-dimethyl-butyl-N-(1-methyl-1H-imidazol-2-ylmethyl)-4-(tetrahydro-pyran-4-yl)-butyramide

[0150] A mixture of the oil prepared as in Step E above (0.2 g, 0.33 mmol), Zn dust (0.3 g) and NH₄Cl (0.06 g) in MeOH (5 mL) was subjected to microwave at 130°C for 5 min. The resulting solid was filtered out, and the filtrate was concentrated under vacuum to yield an oil. The oil was purified by Gilson HPLC to yield the title compound as a white solid, as its corresponding TFA salt.

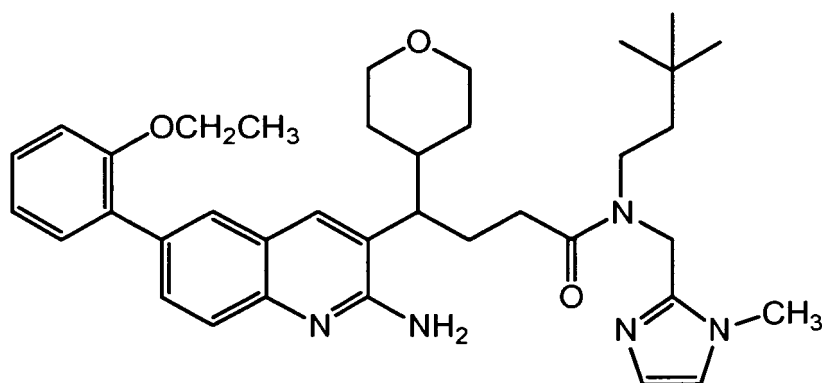
MH⁺ 574.3

¹H NMR (300 MHz, MeOD) δ 0.73 (s, 9 H), 1.17-1.55 (m, 6 H), 1.90-2.07 (m, 4 H), 2.27-2.45 (m, 3 H), 2.92 (br s, 1 H), 3.36 (d, J=3.01 Hz, 1 H), 3.46 (t, J=11.11 Hz, 1 H), 3.86 (s, 3 H), 3.91 (br s, 1 H), 4.03 (dd, J=11.87, 3.58 Hz, 1 H), 4.61 - 4.81 (m, 2 H), 7.44 (d, J=1.88 Hz, 1 H), 7.49 (d, J=1.88 Hz, 1 H), 7.60 (d, J=1.88 Hz, 2 H), 7.78 (d, J=8.67 Hz, 1 H), 7.83 (t, J=2.26 Hz, 1 H), 8.10 - 8.23 (m, 2 H), 8.45 (s, 1 H).

Example 5: (Compound #51)

4-[2-Amino-6-(2-ethoxy-phenyl)-quinolin-3-yl]-N-(3,3-dimethyl-butyl)-N-(1-methyl-1H-imidazol-2-ylmethyl)-4-(tetrahydro-pyran-4-yl)-butyramide

[0151]



Step A: 5-Cyano-6-(2'-ethoxy-4-nitro-biphenyl-3-yl)-4-(tetrahydro-pyran-4-yl)-hex-5-enoic acid (3,3-dimethyl-butyl)-(1-methyl-1H-imidazol-2-ylmethyl)-amide

[0152] A solution of the oil prepared as in Example 4, Step C above (0.17 g, 0.28 mmol), 2-ethoxybenzylboronic acid (0.063 g, 0.3 mmol), tetrakis(triphenylphosphine) palladium (0) (0.02g) and K_2CO_3 (0.08 g) in toluene/EtOH/water (3/3/1 mL) was refluxed overnight. EtOAc (100 mL) was added, then the resulting solution was washed with saturated aqueous NaCl solution. The organic layer was dried over $MgSO_4$, and the EtOAc was evaporated to yield an oil. MH^+ 642.5

Step B: 4-[2-Amino-6-(2-ethoxy-phenyl)-quinolin-3-yl]-N-(3,3-dimethyl-butyl)-N-(1-methyl-1H-imidazol-2-ylmethyl)-4-(tetrahydro-pyran-4-yl)-butyramide

[0153] A mixture of the oil prepared as in Step A above (0.13 g, 0.2 mmol), Zn dust (0.2 g) and NH_4Cl (0.06 g) in MeOH (5 mL) was subjected to microwave at $130^\circ C$ for 5 min. The resulting solid was filtered out and the filtrate was concentrated under vacuum to yield an oil. The oil was purified by Gilson HPLC to yield the title compound as an off-white solid, as its corresponding TFA salt. MH^+ 612.5

1H NMR (300 MHz, MeOD) δ 0.62 (s, 9 H), 1.15 (d, $J=3.39$ Hz, 3 H), 1.22 (t, $J=6.97$ Hz, 3 H), 1.27-1.47 (m, 3 H), 1.75-1.97 (m, 4 H), 2.26 (s, 4 H), 2.81 (br s, 1 H), 3.28 (br s, 1 H), 3.74 (s, 3 H), 3.79 (br s, 1 H), 3.87-3.95 (m, 1 H), 3.99 (q, $J=7.03$ Hz, 2 H), 4.55-4.67 (m, 2 H), 6.91-7.05 (m, 2 H), 7.26 (d, $J=7.54$ Hz, 2 H), 7.33 (d, $J=1.88$ Hz, 1 H), 7.38 (d, $J=1.88$ Hz, 1 H), 7.62 (d, $J=8.67$ Hz, 1 H), 7.88-7.96 (m, 2 H), 8.35 (s, 1 H)

Example 6: *in vitro* BACE Assay-1

[0154] This assay was run by CEREP (Catalog Ref. 761-B, Referred to SOP No. 1C131; ERMOLIEFF, J., LOY, J.A., KOELSCH, G. and TANG, J., Proteolytic activation of recombinant pro-memapsin 2 (pro-BACE) studied with new fluorogenic substrates, Biochemistry, (2000) Vol. 39, p.12450).

[0155] More specifically the assay, run at $50\mu L$ in a 96 well plate, evaluated the effect of test compound on the activity of the human BACE-1 quantified by measuring the formation of Mca-S-E-V-N-L-NH₂ from Mca-S-E-V-N-L-D-A-E-F-R-K(Dnp)-R-R-NH₂, using a recombinant enzyme.

[0156] The test compound, reference compound or water (control) was added to a buffer containing 0.09 M sodium acetate (pH 4.5) and 0.25 μg BACE-1. Compound interference with the fluorimetric detection method due to autofluorescence was then checked by measurements at the wavelengths defined to evaluate the enzyme activity. Thereafter, the reaction was initiated by adding 7.5 μM of the substrate Mca-S-E-V-N-L-D-A-E-F-R-K(Dnp)-R-R-NH₂ and the mixture was incubated for 60 min at $37^\circ C$. For control basal measurement, the substrate was omitted from the reaction mixture. Immediately after the incubation, the fluorescence intensity emitted by the reaction product Mca-S-E-V-N-L-NH₂ was measured at $\lambda_{ex}=320$ nm and $\lambda_{em}=405$ nm using a microplate reader (Ultra, Tecan). The standard inhibitory reference compound was OM99-2, which was tested in each experiment at several concentrations to obtain an inhibition curve from which its IC_{50} value was calculated.

[0157] Representative compounds of the present invention were tested in the assay as described above, with results as listed in Table 3, below.

EP 2 240 472 B1

TABLE 3: % Inhibition and IC₅₀

ID No	IC ₅₀ (μM)	% Inh @ 1 μM	% Inh @ 10μM
1			34
2			59
3			35
4			71
5			
6	>5.00		43
7	0.26		83
8			
9			126
10	0.83		47
11		28	
12	0.35		74.5
13			77
14			
15	0.54		113
16	>0.62		88
17	1.40		73
18			77
19			14
20	0.89		92
21	0.69	87	
22	0.15		65
23	0.57	97	
24	1.40		93
25	0.32		72
26			
27	1.8		91
28	0.88		74
29	1.50	54	
30			
31	0.42	79	98
33			
34	0.39		68
35	0.33		116
36	0.50	76	
37			82
38	0.47		69
39	0.35	93	

(continued)

ID No	IC ₅₀ (μM)	% Inh @ 1 μM	% Inh @ 10 μM
41	0.45		65
42	0.32		65
43			78
45	0.53	94	
46	0.36		70
47	0.37		58
49			99
50			22
51	0.32		99
52	3.60		55
53	2.20		55
54			8
55	2.40		90
56			73

Example 7: In Vivo Testing

[0158] Compounds of the present invention may be further tested for their effectiveness in the treatment of disorders mediated by the BACE enzyme, for example Alzheimer's disease, by testing the compounds in an *in vivo* assay, for example, as disclosed in

[0159] Sirinathsinghji, D. J. S. (Merck Sharp and Dohme Research Laboratories, Neuroscience Research Centre, Essex, UK.), Transgenic mouse models of Alzheimer's disease, Biochemical Society Transactions (1998), 26(3), pp504-508;

[0160] Van Leuven, F. (Experimental Genetics Group, Center for Human Genetics, Flemish Institute for Biotechnology (VIB), K.U.Leuven, Louvain, Belg.), Single and multiple transgenic mice as models for Alzheimer's disease, Progress in Neurobiology (Oxford) (2000), 61 (3), pp305-312;

[0161] Hsiao, K.; Chapman, P.; Nilsen, S.; Eckman, C.; Harigaya, Y.; Younkin, S.; Yang, F.; Cole, G. (Dep. Neurology, Univ. Minnesota, Minneapolis, MN, USA), Correlative memory deficits, A β elevation, and amyloid plaques in transgenic mice, Science (Washington, D. C.) (1996), 274(5284), pp99-102 (Tg2576 mice);

[0162] Oddo, S.; Caccamo, A.; Shepherd, J. D.; Murphy, M. P.; Golde, T. E.; Kaye, R.; Metherate, R.; Mattson, M. P.; Akbari, Y.; LaFerla, F. M. (Department of Neurobiology and Behavior, University of California, Irvine, Irvine, CA, USA), Triple-transgenic model of Alzheimer's disease with plaques and tangles: Intracellular A β and synaptic dysfunction, Neuron (2003), 39(3), pp409-421 (APP Triple Transgenic Mice);

[0163] Ruberti, F.; Capsoni, S.; Comparini, A.; Di Daniel, E.; Franzot, J.; Gonfloni, S.; Rossi, G.; Berardi, N.; Cattaneo, A. (Neuroscience Program, International School for Advanced Studies (SISSA), Trieste, Italy), Phenotypic knockout of nerve growth factor in adult transgenic mice reveals severe deficits in basal forebrain cholinergic neurons, cell death in the spleen, and skeletal muscle dystrophy, Journal of Neuroscience (2000), 20(7), pp2589-2601 (AD11 mice);

[0164] Games, D.; Adams, D.; Alessandrini, R.; Barbour, R.; Berthelette, P.; Blackwell, C.; Carr, T.; Clemens, J.; Donaldson, T.; et al. (Athena Neurosciences, Inc., South San Francisco, CA, USA), Alzheimer-type neuropathology in transgenic mice overexpressing V717F β -amyloid precursor protein, Nature (London) (1995), 373(6514), pp523-7 (V717F mice);

[0165] Neve, R. L.; Boyce, F. M.; McPhie, D. L.; Greenan, J.; Oster-Granite, M. L. (Dep. Genetics, Harvard Medical School and McLean Hospital, Belmont, MA, USA), Transgenic mice expressing APP-C100 in the brain, Neurobiology of Aging (1996), 17(2), pp191-203 (APP-C100 mice);

and / or as disclosed in US Patent 5,811,633; US Patent No. 5,877,399; US Patent No. 5,672,805; US Patent No. 5,720,936; US Patent No. 5,612,486; US Patent No. 5,580,003; US Patent No. 5,850,003; US Patent No. 5,387,742; US Patent No. 5,877,015; US Patent No. 5,811,633; US Patent No. 6,037,521; US Patent No. 6,184,435; US Patent No. 6,187,922; US Patent No. 6,211,428; and US Patent No. 6,340,783.

Example 8: Human Testing

[0166] Compounds of the present invention may be further tested for their effectiveness in the treatment of disorders mediated by the BACE enzyme, for example Alzheimer's disease, by testing the compounds in human subjects, for example, as disclosed in Lins, H.; Wichart, I.; Bancher, C.; Wallesch, C.-W.; Jellinger, K. A.; Roesler, N. (Department of Neurology, Otto-von-Guericke-University, Magdeburg, Germany), Immunoreactivities of amyloid β peptide(1-42) and total τ protein in lumbar cerebrospinal fluid of patients with normal pressure hydrocephalus, *Journal of Neural Transmission* (2004), 111 (3), pp273-280;

[0167] Lewczuk, P.; Esselmann, H.; Otto, M.; Maler, J. M.; Henkel, A. W.; Henkel, M. K.; Eikenberg, O.; Antz, C.; Krause, W.-R.; Reulbach, U.; Kornhuber, J.; Wiltfang, J. (Department of Psychiatry and Psychotherapy, Molecular Neurobiology Lab, University of Erlangen-Nuremberg, Erlangen, Germany), Neurochemical diagnosis of Alzheimer's dementia by CSF A β 42, A β 42/A β 40 ratio and total tau, *Neurobiology of Aging* (2004), 25(3), pp273-281;

[0168] Olsson, A.; Hoglund, K.; Sjogren, M.; Andreasen, N.; Minthon, L.; Lannfelt, L.; Buerger, K.; Moller, H.-J.; Hampel, H.; Davidsson, P.; Blennow, K. (Sahlgrenska University Hospital, Experimental Neuroscience Section, Institute of Clinical Neuroscience, Goteborg University, Moelndal, Sweden), Measurement of α - and β -secretase cleaved amyloid precursor protein in cerebrospinal fluid from Alzheimer patients, *Experimental Neurology* (2003), 183(1), pp74-80;

[0169] Wahlund, L.-O.; Blennow, K. (Karolinska Institute, Section of Geriatric Medicine, Department of Clinical Neuroscience and Family Medicine, Huddinge University Hospital, Stockholm, Sweden), Cerebrospinal fluid biomarkers for disease stage and intensity in cognitively impaired patients, *Neuroscience Letters* (2003), 339(2), pp99-102;

[0170] El Mouedden, M., Vandermeeren, M., Meert, T., Mercken, M. (Johnson & Johnson Pharmaceutical Research and Development, Division of Janssen Pharmaceutica N.V., Turnhoutseweg 30, Beerse, Belg.), Development of a specific ELISA for the quantitative study of amino-terminally truncated beta-amyloid peptides, *Journal of Neuroscience Methods* (2005), 145(1-2), pp97-105;

[0171] Vanderstichele, H., Van Kerschaver, E., Hesse, C., Davidsson, P., Buyse, M.-A., Andreasen, N., Minthon, L., Wallin, A., Blennow, K., Vanmechelen, E., (Innogenetics NV, Ghent, Belg.), Standardization of measurement of β -amyloid (1-42) in cerebrospinal fluid and plasma, *Amyloid* (2000), 7(4), pp245-258;

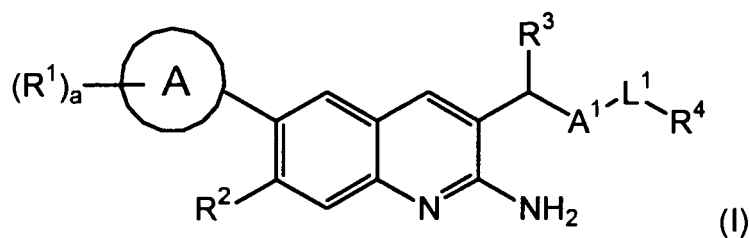
and / or Schoonenboom, N.S., Mulder, C., Van Kamp, G. J., Mehta, S. P., Scheltens, P., Blankenstein, M. A., Mehta, P. D., Amyloid β 38, 40, and 42 species in cerebrospinal fluid: More of the same?, *Annals of Neurology* (2005), 58(1), pp139-142.

Example 9 - Prophetic Example

[0172] As a specific embodiment of an oral composition, 100 mg of the compound prepared as in Example 2 or 3 is formulated with sufficient finely divided lactose to provide a total amount of 580 to 590 mg to fill a size O hard gel capsule.

Claims

1. A compound of formula (I)



wherein

a is an integer from 0 to 4;

R¹ is selected from the group consisting of halogen, C₁₋₄alkyl, C₁₋₄alkoxy, halogenated C₁₋₄alkyl and halogenated C₁₋₄alkoxy;

A is selected from the group consisting of aryl and heteroaryl;

R² is selected from the group consisting of hydrogen and C₁₋₄alkoxy;

R³ is selected from the group consisting of hydrogen, C₁₋₈alkyl, hydroxy substituted C₂₋₈alkyl, NR^AR^B substituted C₂₋₈alkyl, -C₁₋₄alkyl-O-C₁₋₄alkyl, cycloalkyl, -(C₁₋₄alkyl)-cycloalkyl, heterocycloalkyl and -(C₁₋₄alkyl)-heterocycloalkyl; wherein R^A and R^B are each independently selected from the group consisting of hydrogen and C₁₋₄alkyl;

A¹ is selected from the group consisting of $-(CH_2)_b-$; wherein b is an integer from 2 to 4;

L¹ is selected from the group consisting of $-NR^c-$ and $-C(O)-NR^c-$;

wherein R^c is selected from the group consisting of hydrogen, C₁₋₈alkyl, hydroxy substituted C₁₋₄alkyl, $-C_{1-4}$ alkyl-O-C₁₋₄alkyl and C₅₋₇cycloalkyl;

R⁴ is selected from the group consisting of C₁₋₈alkyl, C₂₋₁₂alkenyl, $-C_{1-4}$ alkyl-O-C₁₋₄alkyl, $-C_{1-4}$ alkyl-NR^{DRE}, $-C_{1-4}$ alkyl-OH, cycloalkyl, $-C_{1-4}$ alkylcycloalkyl, partially unsaturated carbocyclyl, $-C_{1-4}$ alkyl-(partially unsaturated carbocyclyl), aryl, aralkyl, heteroaryl, $-C_{1-4}$ alkyl-heteroaryl, heterocycloalkyl and $-C_{1-4}$ alkyl-heterocycloalkyl;

wherein R^D and R^E are each independently selected from the group consisting of hydrogen and C₁₋₄alkyl;

and wherein the cycloalkyl, partially unsaturated carbocyclyl, aryl, heteroaryl or heterocycloalkyl, whether alone or as part of a substituent group, is optionally substituted with one or more substituents independently selected from the group consisting of fluoro, C₁₋₄alkyl, $-C_{1-4}$ alkyl-O-C₁₋₄alkyl, carboxy, $-C(O)O-C_{1-4}$ alkyl and aralkyl;

alternatively, L¹ is $-NR^c-$ and R^c and R⁴ are taken together with the nitrogen atom to which they are attached to form a ring structure selected from the group consisting of 1-pyrazolyl, 1-imidazolyl and 1-(1,2,3-triazolyl); wherein the 1-pyrazolyl, 1-imidazolyl or 1-(1,2,3-triazolyl) is optionally substituted with a substituent selected from the group

consisting of C₁₋₆alkyl;

or a pharmaceutically acceptable salt thereof.

2. A compound as in Claim 1, wherein

a is an integer from 0 to 3;

R¹ is selected from the group consisting of halogen, C₁₋₄alkoxy, halogenated C₁₋₄alkyl and halogenated C₁₋₄alkoxy;

Ⓐ is selected from the group consisting of aryl and heteroaryl;

R² is selected from the group consisting of hydrogen and C₁₋₄alkoxy;

R³ is selected from the group consisting of C₁₋₈alkyl, hydroxy substituted C₂₋₈alkyl, NR^{ARB} substituted C₂₋₈alkyl, cycloalkyl, $-(C_{1-4}$ alkyl)-cycloalkyl, heterocycloalkyl and $-(C_{1-4}$ alkyl)-heterocycloalkyl; wherein R^A and R^B are each independently selected from the group consisting of hydrogen and C₁₋₄alkyl;

A¹ is selected from the group consisting of $-(CH_2)_b-$; wherein b is an integer from 2 to 4;

L¹ is selected from the group consisting of $-NR^c-$ and $-C(O)-NR^c-$, wherein R^c is selected from the group consisting of hydrogen, C₁₋₈alkyl, hydroxy substituted C₁₋₄alkyl and C₅₋₇cycloalkyl;

R⁴ is selected from the group consisting of C₁₋₈alkyl, $-C_{1-4}$ alkyl-O-C₁₋₄alkyl, $-C_{1-4}$ alkyl-NR^{DRE}, $-C_{1-4}$ alkyl-OH, cycloalkyl, $-C_{1-4}$ alkyl-cycloalkyl, aryl, aralkyl, heteroaryl, $-C_{1-4}$ alkyl-heteroaryl, heterocycloalkyl and $-C_{1-4}$ alkyl-heterocycloalkyl;

wherein R^D and R^E are each independently selected from the group consisting of hydrogen and C₁₋₄alkyl;

and wherein the cycloalkyl, partially unsaturated carbocyclyl, aryl, heteroaryl or heterocycloalkyl, whether alone or as part of a substituent group, is optionally substituted with one or more substituents independently selected from the group consisting of fluoro, C₁₋₄alkyl, carboxy, $-C(O)O-C_{1-4}$ alkyl and aralkyl;

alternatively, L¹ is $-NR^c-$ and R^c and R⁴ are taken together with the nitrogen atom to which they are attached to form a ring structure selected from the group consisting of 1-pyrazolyl, 1-imidazolyl and 1-(1,2,3-triazolyl); wherein the 1-pyrazolyl, 1-imidazolyl or 1-(1,2,3-triazolyl) is optionally substituted with a substituent selected from the group consisting of C₁₋₆alkyl;

or a pharmaceutically acceptable salt thereof.

3. A compound as in Claim 2, wherein

a is an integer from 0 to 2;

R¹ is selected from the group consisting of halogen, C₁₋₂alkoxy, fluorinated C₁₋₂alkyl and fluorinated C₁₋₂alkoxy;

Ⓐ is selected from the group consisting of aryl and heteroaryl;

R² is selected from the group consisting of hydrogen and C₁₋₂alkoxy;

R³ is selected from the group consisting of cycloalkyl and heterocycloalkyl;

A¹ is selected from the group consisting of $-(CH_2)_b-$; wherein b is an integer from 2 to 3;

L¹ is selected from the group consisting of $-NR^c-$ and $-C(O)-NR^c-$; wherein R^c is selected from the group consisting of hydrogen, C₁₋₈alkyl and cycloalkyl;

R⁴ is selected from the group consisting of C₁₋₈alkyl, hydroxy substituted C₁₋₆alkyl, $-C_{1-4}$ alkyl-O-C₁₋₄alkyl-, cycloalkyl, $-C_{1-2}$ alkyl-cycloalkyl, aralkyl, heteroaryl, $-C_{1-2}$ alkyl-heteroaryl and $-C_{1-2}$ alkyl-heterocycloalkyl; wherein the cycloalkyl, aryl, heteroaryl or heterocycloalkyl, whether alone or as part of a substituted group is optionally substituted with C₁₋₄alkyl;

alternatively, L¹ is $-NR^c-$ and R^c and R⁴ are taken together with the nitrogen atom to which they are bound to form 1-(1,2,3-triazolyl); wherein the 1,2,3-triazolyl is optionally substituted with a C₁₋₄alkyl;

or a pharmaceutically acceptable salt thereof.

4. A compound as in Claim 3, wherein

a is an integer from 0 to 2;

R¹ is selected from the group consisting of fluoro, methoxy, ethoxy, trifluoromethyl and trifluoromethoxy;

Ⓐ is selected from the group consisting of phenyl, 2-thienyl, 2-pyrrolyl, 2-pyridyl and 7-indolyl;

R² is selected from the group consisting of hydrogen, methoxy and ethoxy;

R³ is selected from the group consisting of (S)-cyclohexyl and 4-tetrahydropyranyl;

A¹ is selected from the group consisting of -CH₂CH₂- and -CH₂CH₂CH₂-;

L¹ is selected from the group consisting of -NR^c- and -C(O)-NR^c-; wherein R^c is selected from the group consisting of hydrogen, methyl, 3,3-dimethyl-n-butyl and cyclohexyl;

R⁴ is selected from the group consisting of 1-(3,3-dimethyl-n-butyl), 1-hydroxy-ethyl-, 1-(2,2-dimethyl-3-hydroxy-n-propyl), t-butoxy-ethyl, cyclohexyl, 1-adamantyl, cyclopropyl-methyl-, cyclohexyl-methyl-, benzyl, 2-(1-methyl-imidazolyl), 2-pyridyl-methyl-, 1-pyrrolidinyl-ethyl-, 5-thiazolyl-methyl- and 4-morpholinyl-ethyl-;

alternatively, L¹ is -NR^c- and R^c and R⁴ are taken together with the nitrogen atom to which they are bound to form 1-(4-t-butyl-1,2,3-triazolyl);

or a pharmaceutically acceptable salt thereof.

5. A compound as in Claim 4, wherein

a is an integer from 1 to 2;

R¹ is selected from the group consisting of fluoro, methoxy and ethoxy; Ⓐ is selected from the group consisting of phenyl and 2-thienyl; R² is selected from the group consisting of hydrogen, methoxy and ethoxy;

R³ is 4-tetrahydropyranyl;

A¹ is selected from the group consisting of -CH₂CH₂- and -CH₂CH₂CH₂-;

L¹ is selected from the group consisting of -NR^c- and -C(O)-NR^c-; wherein R^c is selected from the group consisting of hydrogen, 3,3-dimethyl-n-butyl and cyclohexyl;

R⁴ is selected from the group consisting of 1-(3,3-dimethyl-n-butyl), t-butoxy-ethyl, 1-adamantyl, cyclohexyl-methyl-, benzyl, 2-(1-methyl-imidazolyl), 2-pyridyl-methyl-, 1-pyrrolidinyl-ethyl-, 5-thiazolyl-methyl- and 4-morpholinyl-ethyl-; alternatively, L¹ is -NR^c- and R^c and R⁴ are taken together with the nitrogen atom to which they are bound to form 1-(4-t-butyl-1,2,3-triazolyl);

or a pharmaceutically acceptable salt thereof.

6. A compound as in Claim 4, wherein

a is an integer from 1 to 2;

R¹ is selected from the group consisting of fluoro and ethoxy; Ⓐ is selected from the group consisting of phenyl and 2-thienyl;

R² is hydrogen;

R³ is 4-tetrahydropyranyl;

A¹ is -CH₂CH₂-;

L¹ is -C(O)-NR^c-; wherein R^c is selected from the group consisting of hydrogen, 3,3-dimethyl-n-butyl and cyclohexyl;

R⁴ is selected from the group consisting of 1-(3,3-dimethyl-n-butyl), cyclohexyl-methyl-, benzyl, 2-(1-methyl-imidazolyl), 2-pyridyl-methyl-, 1-pyrrolidinyl-ethyl-, 5-thiazolyl-methyl- and 4-morpholinyl-ethyl-;

or a pharmaceutically acceptable salt thereof.

7. A compound as in Claim 4, wherein

a is 1;

R¹ is selected from the group consisting of fluoro, methoxy and trifluoromethoxy;

Ⓐ is selected from the group consisting of phenyl, 2-thienyl and 7-indolyl;

R² is selected from the group consisting of hydrogen and ethoxy;

R³ is 4-tetrahydropyranyl;

A¹ is selected from the group consisting of -CH₂CH₂- and -CH₂CH₂CH₂-;

L¹ is selected from the group consisting of -NR^c- and -C(O)-NR^c-; wherein R^c is selected from the group consisting of hydrogen, methyl and 3,3-dimethyl-n-butyl;

R⁴ is selected from the group consisting of 1-(3,3-dimethyl-n-butyl), 1-adamantyl, cyclohexyl-methyl-, 2-(1-methyl-imidazolyl), 5-thiazolyl-methyl- and 4-morpholinyl-ethyl-;

alternatively, L¹ is -NR^c- and R^c and R⁴ are taken together with the nitrogen atom to which they are bound to form 1-(4-t-butyl-1,2,3-triazolyl);

or a pharmaceutically acceptable salt thereof.

8. A compound as in Claim 4, wherein

a is 1;

R¹ is selected from the group consisting of fluoro, methoxy and trifluoromethoxy;

Ⓐ is selected from the group consisting of phenyl and 7-indolyl;

R² is hydrogen;

R³ is 4-tetrahydropyranyl;

A¹ is selected from the group consisting of -CH₂CH₂- and -CH₂CH₂CH₂-;

L¹ is selected from the group consisting of -NR^C- and -C(O)-NR^C-; wherein R^C is selected from the group consisting of hydrogen, methyl and 3,3-dimethyl-n-butyl;

R⁴ is selected from the group consisting of 1-(3,3-dimethyl-n-butyl), 1-adamantyl, cyclohexyl-methyl-, 2-(1-methyl-imidazolyl), 5-thiazolyl-methyl- and 4-morpholinyl-ethyl-; or a pharmaceutically acceptable salt thereof.

9. A pharmaceutical composition comprising a pharmaceutically acceptable carrier and a compound of Claim 1.

10. A pharmaceutical composition made by mixing a compound of Claim 1 and a pharmaceutically acceptable carrier.

11. A process for making a pharmaceutical composition comprising mixing a compound of Claim 1 and a pharmaceutically acceptable carrier.

12. The compound of Claim 1 or the composition of Claim 9 for use in a method of treating a disorder mediated by β-secretase.

13. The compound according to Claim 12 when dependent on claim 1, wherein the disorder mediated by β-secretase is selected from the group consisting of Alzheimer's disease (AD), mild cognitive impairment, senility, dementia, dementia with Lewy bodies, Down's syndrome, dementia associated with stroke, dementia associated with Parkinson's disease and dementia associated with beta-amyloid.

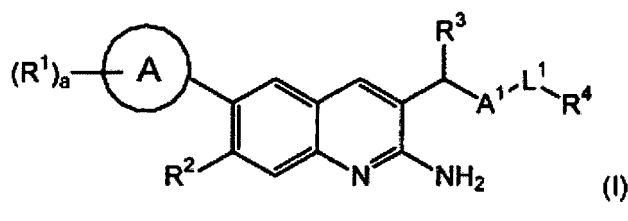
14. A compound of Claim 1 for use in a method of treating a condition selected from the group consisting of Alzheimer's disease (AD), mild cognitive impairment, senility, dementia, dementia with Lewy bodies, Down's syndrome, dementia associated with stroke, dementia associated with Parkinson's disease and dementia associated with beta-amyloid.

15. A compound of Claim 1 for use in a method of inhibiting the β-secretase enzyme in a subject.

16. The use of a compound as in Claim 1 for the preparation of a medicament for treating: (a) Alzheimer's disease (AD), (b) mild cognitive impairment, (c) senility, (d) dementia, (e) dementia with Lewy bodies, (f) Down's syndrome, (g) dementia associated with stroke, (h) dementia associated with Parkinson's disease and (i) dementia associated with beta-amyloid, in a subject in need thereof.

Patentansprüche

1. Verbindungen der Formel (I)



wobei

a für eine ganze Zahl von 0 bis 4 steht;

R¹ aus der aus Halogen, C₁₋₄-Alkyl, C₁₋₄-Alkoxy, halogeniertem C₁₋₄-Alkyl und halogeniertem C₁₋₄-Alkoxy bestehenden Gruppe ausgewählt ist;

Ⓐ aus der aus Aryl und Heteroaryl bestehenden Gruppe ausgewählt ist;

R² aus der aus Wasserstoff und C₁₋₄-Alkoxy bestehenden Gruppe ausgewählt ist;

R³ aus der aus Wasserstoff, C₁₋₈-Alkyl, hydroxysubstituiertem C₂₋₈-Alkyl, NR^AR^B-substituiertem C₂₋₈-Alkyl, -C₁₋₄-Alkyl-O-C₁₋₄-alkyl, Cycloalkyl, -(C₁₋₄-Alkyl)-cycloalkyl, Heterocycloalkyl und -(C₁₋₉-Alkyl)-heterocycloalkyl bestehenden Gruppe ausgewählt ist; wobei R^A und R^B jeweils unabhängig voneinander aus der aus Wasserstoff und C₁₋₄-Alkyl bestehenden Gruppe ausgewählt sind;

A¹ aus der aus -(CH₂)_b- bestehenden Gruppe ausgewählt ist; wobei b für eine ganze Zahl von 2 bis 4 steht;

L¹ aus der aus -NR^C- und -C(O)-NR^C- bestehenden Gruppe ausgewählt ist; wobei R^C aus der aus Wasserstoff, C₁₋₈-Alkyl, hydroxysubstituiertem C₁₋₄-Alkyl, -C₁₋₄-Alkyl-O-C₁₋₄-alkyl und C₅₋₇-Cycloalkyl bestehenden Gruppe ausgewählt ist;

R⁴ aus der aus C₁₋₈-Alkyl, C₂₋₁₂-Alkenyl, -C₁₋₄-Alkyl-O-C₁₋₄-alkyl, -C₁₋₄-Alkyl-NR^DRE, -C₁₋₄-Alkyl-OH, Cycloalkyl, -C₁₋₄-Alkyl-cycloalkyl, teilweise ungesättigtem Carbocyclyl, -C₁₋₄-Alkyl-(teilweise ungesättigtes Carbocyclyl), Aryl, Aralkyl, Heteroaryl, -C₁₋₄-Alkyl-heteroaryl, Heterocycloalkyl und -C₁₋₄-Alkyl-heterocycloalkyl bestehenden Gruppe ausgewählt ist;

wobei R^D und R^E jeweils unabhängig voneinander aus der aus Wasserstoff und C₁₋₄-Alkyl bestehenden Gruppe ausgewählt sind;

und wobei Cycloalkyl, teilweise ungesättigtes Carbocyclyl, Aryl, Heteroaryl bzw. Heterocycloalkyl, alleine oder als Teil einer Substituentengruppe, gegebenenfalls durch einen oder mehrere unabhängig voneinander aus der aus Fluor, C₁₋₄-Alkyl, -C₁₋₄-Alkyl-O-C₁₋₄-alkyl, Carboxyl, -C(O)-C₁₋₄-Alkyl und Aralkyl bestehenden Gruppe ausgewählte Substituenten substituiert ist;

alternativ dazu L¹ für -NR^C- steht und R^C und R⁴ zusammen mit dem Stickstoffatom, an das sie gebunden sind, eine aus der aus 1-Pyrazolyl, 1-Imidazolyl und 1-(1,2,3-Triazolyl) bestehenden Gruppe ausgewählte Ringstruktur bilden; wobei das 1-Pyrazolyl, 1-Imidazolyl bzw. 1-(1,2,3-Triazolyl) gegebenenfalls durch einen aus der aus C₁₋₆-Alkyl bestehenden Gruppe ausgewählten Substituenten substituiert ist;

und deren pharmazeutisch unbedenkliche Salze.

2. Verbindungen nach Anspruch 1, wobei

a für eine ganze Zahl von 0 bis 3 steht;

R¹ aus der aus Halogen, C₁₋₄-Alkoxy, halogeniertem C₁₋₄-Alkyl und halogeniertem C₁₋₉-Alkoxy bestehenden Gruppe ausgewählt ist;

Ⓐ aus der aus Aryl und Heteroaryl bestehenden Gruppe ausgewählt ist;

R² aus der aus Wasserstoff und C₁₋₄-Alkoxy bestehenden Gruppe ausgewählt ist;

R³ aus der aus C₁₋₈-Alkyl, hydroxysubstituiertem C₂₋₈-Alkyl, NR^AR^B-substituiertem C₂₋₈-Alkyl, Cycloalkyl, -(C₁₋₄-Alkyl)-cycloalkyl, Heterocycloalkyl und -(C₁₋₄-Alkyl)-heterocycloalkyl bestehenden Gruppe ausgewählt ist; wobei R^A und R^B jeweils unabhängig voneinander aus der aus Wasserstoff und C₁₋₄-Alkyl bestehenden Gruppe ausgewählt sind;

A¹ aus der aus -(CH₂)_b- bestehenden Gruppe ausgewählt ist; wobei b für eine ganze Zahl von 2 bis 4 steht;

L¹ aus der aus -NR^C- und -C(O)-NR^C- bestehenden Gruppe ausgewählt ist; wobei R^C aus der aus Wasserstoff, C₁₋₈-Alkyl, hydroxysubstituiertem C₁₋₄-Alkyl und C₅₋₇-Cycloalkyl bestehenden Gruppe ausgewählt ist;

R⁴ aus der aus C₁₋₈-Alkyl, -C₁₋₉-Alkyl-O-C₁₋₄-alkyl, -C₁₋₄-Alkyl-NR^DRE, -C₁₋₄-Alkyl-OH, Cycloalkyl, -C₁₋₄-Alkylcycloalkyl, Aryl, Aralkyl, Heteroaryl, -C₁₋₄-Alkyl-heteroaryl, Heterocycloalkyl und -C₁₋₄-Alkyl-heterocycloalkyl bestehenden Gruppe ausgewählt ist;

wobei R^D und R^E jeweils unabhängig voneinander aus der aus Wasserstoff und C₁₋₄-Alkyl bestehenden Gruppe ausgewählt sind;

und wobei das Cycloalkyl, teilweise ungesättigte Carbocyclyl, Aryl, Heteroaryl bzw. Heterocycloalkyl, alleine oder als Teil einer Substituentengruppe gegebenenfalls durch einen oder mehrere unabhängig voneinander aus der aus Fluor, C₁₋₄-Alkyl, Carboxyl, -C(O)-C₁₋₄-Alkyl und Aralkyl bestehenden Gruppe ausgewählte Substituenten substituiert ist;

alternativ dazu L¹ für -NR^C- steht und R^C und R⁴ zusammen mit dem Stickstoffatom, an das sie gebunden sind, eine aus der aus 1-Pyrazolyl, 1-Imidazolyl und 1-(1,2,3-Triazolyl) bestehenden Gruppe ausgewählte Ringstruktur bilden; wobei das 1-Pyrazolyl, 1-Imidazolyl bzw. 1-(1,2,3-Triazolyl) gegebenenfalls durch einen aus der aus C₁₋₆-Alkyl bestehenden Gruppe ausgewählten Substituenten substituiert ist;

und deren pharmazeutisch unbedenkliche Salze.

3. Verbindungen nach Anspruch 2, wobei a für eine ganze Zahl von 0 bis 2 steht;

R¹ aus der aus Halogen, C₁₋₂-Alkoxy, fluoriertem C₁₋₂-Alkyl und fluoriertem C₁₋₂-Alkoxy bestehenden Gruppe ausgewählt ist;

Ⓐ aus der aus Aryl und Heteroaryl bestehenden Gruppe ausgewählt ist;

R² aus der aus Wasserstoff und C₁₋₂-Alkoxy bestehenden Gruppe ausgewählt ist;

R³ aus der aus Cycloalkyl und Heterocycloalkyl bestehenden Gruppe ausgewählt ist;

A¹ aus der aus -(CH₂)_b bestehenden Gruppe ausgewählt ist; wobei b für eine ganze Zahl von 2 bis 3 steht;
 L¹ aus der aus -NR^C- und -C(O)-NR^C- bestehenden Gruppe ausgewählt ist; wobei R^C aus der aus Wasserstoff,
 C₁₋₈-Alkyl und Cycloalkyl bestehenden Gruppe ausgewählt ist;
 R⁴ aus der aus C₁₋₈-Alkyl, hydroxysubstituiertem C₁₋₆-Alkyl, -C₁₋₄-Alkyl-O-C₁₋₄-alkyl, Cycloalkyl, -C₁₋₂-Alkylcycloal-
 5 kyl, Aralkyl, Heteroaryl, -C₁₋₂-Alkyl-heteroaryl und -C₁₋₂-Alkyl-heterocycloalkyl bestehenden Gruppe ausgewählt ist;
 wobei das Cycloalkyl, Aryl, Heteroaryl bzw. Heterocycloalkyl alleine oder als Teil einer substituierten Gruppe gege-
 benenfalls durch C₁₋₄-Alkyl substituiert ist;
 alternativ dazu L¹ für -NR^C- steht und R^C und R⁴ zusammen mit dem Stickstoffatom, an das sie gebunden sind,
 1-(1,2,3-Triazolyl) bilden; wobei das 1-(1,2,3-Triazolyl) gegebenenfalls durch ein C₁₋₄-Alkyl substituiert ist;
 10 und deren pharmazeutisch unbedenkliche Salze.

4. Verbindungen nach Anspruch 3, wobei

a für eine ganze Zahl von 0 bis 2 steht;

R¹ aus der aus Fluor, Methoxy, Ethoxy, Trifluormethyl und Trifluormethoxy bestehenden Gruppe ausgewählt ist;

Ⓐ aus der aus Phenyl, 2-Thienyl, 2-Pyrrolyl, 2-Pyridyl und 7-Indolyl bestehenden Gruppe ausgewählt ist;

R² aus der aus Wasserstoff, Methoxy und Ethoxy bestehenden Gruppe ausgewählt ist;

R³ aus der aus (S)-Cyclohexyl und 4-Tetrahydropyranyl bestehenden Gruppe ausgewählt ist;

A¹ aus der aus -CH₂CH₂- und -CH₂CH₂CH₂- bestehenden Gruppe ausgewählt ist;

L¹ aus der aus -NR^C- und -C(O)-NR^C- bestehenden Gruppe ausgewählt ist;

wobei R^C aus der aus Wasserstoff, Methyl, 3,3-Dimethyl-n-butyl und Cyclohexyl bestehenden Gruppe ausgewählt ist;

R⁴ aus der aus 1-(3,3-Dimethyl-n-butyl), 1-Hydroxyethyl-, 1-(2,2-Dimethyl-3-hydroxy-n-propyl), t-Butoxyethyl-, Cy-
 clohexyl, 1-Adamantyl, Cyclopropylmethyl-, Cyclohexylmethyl-, Benzyl, 2-(1-Methylimidazolyl), 2-Pyridylmethyl-, 1-
 Pyrrolidinylethyl-, 5-Thiazolylmethyl- und 4-Morpholinylethyl- bestehenden Gruppe ausgewählt ist;

alternativ dazu L¹ für -NR^C- steht und R^C und R⁴ zusammen mit dem Stickstoffatom, an das sie gebunden sind,
 1-(4-t-Butyl-1,2,3-triazolyl) bilden;

und deren pharmazeutisch unbedenkliche Salze.

5. Verbindungen nach Anspruch 4, wobei

a für eine ganze Zahl von 1 bis 2 steht;

R¹ aus der aus Fluor, Methoxy und Ethoxy bestehenden Gruppe ausgewählt ist;

Ⓐ aus der aus Phenyl und 2-Thienyl bestehenden Gruppe ausgewählt ist;

R² aus der aus Wasserstoff, Methoxy und Ethoxy bestehenden Gruppe ausgewählt ist;

R³ für 4-Tetrahydropyranyl steht;

A¹ aus der aus -CH₂CH₂- und -CH₂CH₂CH₂- bestehenden Gruppe ausgewählt ist;

L¹ aus der aus -NR^C- und -C(O)-NR^C- bestehenden Gruppe ausgewählt ist;

wobei R^C aus der aus Wasserstoff, 3,3-Dimethyl-n-butyl und Cyclohexyl bestehenden Gruppe ausgewählt ist;

R⁴ aus der aus 1-(3,3-Dimethyl-n-butyl), t-Butoxyethyl, 1-Adamantyl, Cyclohexylmethyl-, Benzyl, 2-(1-Methylimida-
 zolyl), 2-Pyridylmethyl-, 1-Pyrrolidinylethyl-, 5-Thiazolylmethyl- und 4-Morpholinylethyl- bestehenden Gruppe aus-
 gewählt ist;

alternativ dazu L¹ für -NR^C- steht und R^C und R⁴ zusammen mit dem Stickstoffatom, an das sie gebunden sind,
 1-(4-t-Butyl-1,2,3-triazolyl) bilden;

und deren pharmazeutisch unbedenkliche Salze.

6. Verbindungen nach Anspruch 4, wobei

a für eine ganze Zahl von 1 bis 2 steht;

R¹ aus der aus Fluor und Ethoxy bestehenden Gruppe ausgewählt ist;

Ⓐ aus der aus Phenyl und 2-Thienyl bestehenden Gruppe ausgewählt ist;

R² für Wasserstoff steht;

R³ für 4-Tetrahydropyranyl steht;

A¹ für -CH₂CH₂- steht;

L¹ für -C(O)-NR^C- steht; wobei R^C aus der aus Wasserstoff, 3,3-Dimethyl-n-butyl und Cyclohexyl bestehenden
 Gruppe ausgewählt ist;

R⁴ aus der aus 1-(3,3-Dimethyl-n-butyl), Cyclohexylmethyl-, Benzyl, 2-(1-Methylimidazolyl), 2-Pyridylmethyl-, 1-
 Pyrrolidinylethyl-, 5-Thiazolylmethyl- und 4-Morpholinylethyl- bestehenden Gruppe ausgewählt ist;

und deren pharmazeutisch unbedenkliche Salze.

7. Verbindungen nach Anspruch 4, wobei a für 1 steht;

R¹ aus der aus Fluor, Methoxy und Trifluormethoxy bestehenden Gruppe ausgewählt ist;

Ⓐ aus der aus Phenyl, 2-Thienyl und 7-Indolyl bestehenden Gruppe ausgewählt ist;
 R^2 aus der aus Wasserstoff und Ethoxy bestehenden Gruppe ausgewählt ist;
 R^3 für 4-Tetrahydropyranyl steht;
 A^1 aus der aus $-CH_2CH_2-$ und $-CH_2CH_2CH_2-$ bestehenden Gruppe ausgewählt ist;
 L^1 aus der aus $-NR^C-$ und $-C(O)-NR^C-$ bestehenden Gruppe ausgewählt ist;
wobei R^C aus der aus Wasserstoff, Methyl und 3,3-Dimethyl-n-butyl bestehenden Gruppe ausgewählt ist;
 R^4 aus der aus 1-(3,3-Dimethyl-n-butyl), 1-Adamantyl, Cyclohexylmethyl-, 2-(1-Methylimidazolyl), 5-Thiazolylmethyl- und 4-Morpholinylethyl- bestehenden Gruppe ausgewählt ist;
alternativ dazu L^1 für $-NR^C-$ und R^C und R^4 zusammen mit dem Stickstoffatom, an das sie gebunden sind, 1-(4-t-Butyl-1,2,3-triazolyl) bilden;
und deren pharmazeutisch unbedenkliche Salze.

8. Verbindungen nach Anspruch 4, wobei
a für 1 steht;

R^1 aus der aus Fluor, Methoxy und Trifluormethoxy bestehenden Gruppe ausgewählt ist;
Ⓐ aus der aus Phenyl und 7-Indolyl bestehenden Gruppe ausgewählt ist;
 R^2 für Wasserstoff steht;
 R^3 für 4-Tetrahydropyranyl steht;
 A^1 aus der aus $-CH_2CH_2-$ und $-CH_2CH_2CH_2-$ bestehenden Gruppe ausgewählt ist;
 L^1 aus der aus $-NR^C-$ und $-C(O)-NR^C-$ bestehenden Gruppe ausgewählt ist;
wobei R^C aus der aus Wasserstoff, Methyl und 3,3-Dimethyl-n-butyl bestehenden Gruppe ausgewählt ist;
 R^4 aus der aus 1-(3,3-Dimethyl-n-butyl), 1-Adamantyl, Cyclohexylmethyl-, 2-(1-Methylimidazolyl), 5-Thiazolylmethyl- und 4-Morpholinylethyl- bestehenden Gruppe ausgewählt ist;
und deren pharmazeutisch unbedenkliche Salze.

9. Pharmazeutische Zusammensetzung, enthaltend einen pharmazeutisch unbedenklichen Träger und eine Verbindung nach Anspruch 1.

10. Pharmazeutische Zusammensetzung, hergestellt durch Mischen einer Verbindung nach Anspruch 1 und eines pharmazeutisch unbedenklichen Trägers.

11. Verfahren zur Herstellung einer pharmazeutischen Zusammensetzung, bei dem man eine Verbindung nach Anspruch 1 und einen pharmazeutisch unbedenklichen Träger mischt.

12. Verbindung nach Anspruch 1 oder Zusammensetzung nach Anspruch 9 zur Verwendung bei einem Verfahren zur Behandlung einer durch β -Sekretase vermittelten Erkrankung.

13. Verbindung nach Anspruch 12, soweit abhängig von Anspruch 1, wobei die durch β -Sekretase vermittelte Erkrankung aus der aus Alzheimer-Krankheit (Alzheimer's Disease, AD), leichten kognitiven Störungen, Senilität, Demenz, Demenz mit Lewy-Körperchen, Down-Syndrom, mit Schlaganfall assoziierter Demenz, mit Parkinson-Krankheit assoziierter Demenz und mit beta-Amyloid assoziierter Demenz bestehenden Gruppe ausgewählt ist.

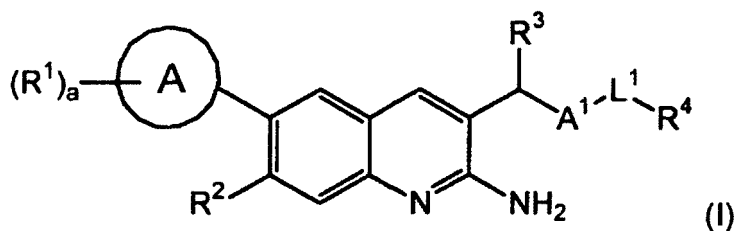
14. Verbindungen nach Anspruch 1 zur Verwendung in einem Verfahren zur Behandlung eines aus der aus Alzheimer-Krankheit (AD), leichten kognitiven Störungen, Senilität, Demenz, Demenz mit Lewy-Körperchen, Down-Syndrom, mit Schlaganfall assoziierter Demenz, mit Parkinson-Krankheit assoziierter Demenz und mit beta-Amyloid assoziierter Demenz bestehenden Gruppe ausgewählten Leidens.

15. Verbindungen nach Anspruch 1 zur Verwendung in einem Verfahren zur Inhibierung des β -Sekretaseenzyms in einem Patienten.

16. Verwendung einer Verbindung nach Anspruch 1 zur Herstellung eines Medikaments zur Behandlung von: (a) Alzheimer-Krankheit (AD), (b) leichten kognitiven Störungen, (c) Senilität, (d) Demenz, (e) Demenz mit Lewy-Körperchen, (f) Down-Syndrom, (g) mit Schlaganfall assoziierter Demenz, (h) mit Parkinson-Krankheit assoziierter Demenz und (i) mit beta-Amyloid assoziierter Demenz in einem dessen bedürftigen Patienten.

Revendications

1. Composé de formule (I)



où

a représente un entier compris entre 0 et 4 ;

R¹ est choisi dans le groupe constitué par les atomes d'halogène et les groupements alkyle en C₁₋₄, alkoxy en C₁₋₄, halogénoalkyle en C₁₋₄ et halogénoalkoxy en C₁₋₄ ;

A est choisi dans le groupe constitué par les groupements aryle et hétéroaryle ;

R² est choisi dans le groupe constitué par l'atome d'hydrogène et les groupements alkoxy en C₁₋₄ ;

R³ est choisi dans le groupe constitué par l'atome d'hydrogène et les groupements alkyle en C₁₋₈, hydroxyalkyle en C₂₋₈, alkyle en C₂₋₈ substitué par NR^AR^B, - (alkyle en C₁₋₄)-O-alkyle en C₁₋₄, cycloalkyle, - (alkyle en C₁₋₄)-cycloalkyle, hétérocycloalkyle et - (alkyle en C₁₋₄)-hétérocycloalkyle ; où chacun des radicaux R^A et R^B est indépendamment choisi dans le groupe constitué par l'atome d'hydrogène et les groupements alkyle en C₁₋₄ ;

A¹ est choisi dans le groupe constitué par -(CH₂)_b- ; où b représente un entier compris entre 2 et 4 inclus ;

L¹ est choisi dans le groupe constitué par -NR^C- et -C(O)-NR^C- ; où R^C est choisi dans le groupe constitué par l'atome d'hydrogène et les groupements alkyle en C₁₋₈, hydroxyalkyle en C₁₋₄, - (alkyle en C₁₋₄)-O-alkyle en C₁₋₄ et cycloalkyle en C₅₋₇ ;

R⁴ est choisi dans le groupe constitué par les groupements alkyle en C₁₋₈, alcényle en C₂₋₁₂, - (alkyle en C₁₋₄)-O-alkyle en C₁₋₄, - (alkyle en C₁₋₄)-NR^DR^E, - (alkyle en C₁₋₄)-OH, cycloalkyle, - (alkyle en C₁₋₄)-cycloalkyle, carbocycle partiellement insaturé, - (alkyle en C₁₋₄)-carbocycle partiellement insaturé, aryle, arylalkyle, hétéroaryle, - (alkyle en C₁₋₄)-hétéroaryle, hétérocycloalkyle et - (alkyle en C₁₋₄)-hétérocycloalkyle ;

où chacun des radicaux R^D et R^E est indépendamment choisi dans le groupe constitué par l'atome d'hydrogène et les groupements alkyle en C₁₋₄ ;

et où le groupement cycloalkyle, carbocycle partiellement insaturé, aryle, hétéroaryle ou hétérocycloalkyle, seul ou en tant que partie d'un groupement substituant, est éventuellement substitué par un ou plusieurs substituants indépendamment choisis dans le groupe constitué par les groupements fluoro, alkyle en C₁₋₄, - (alkyle en C₁₋₄)-O-alkyle en C₁₋₄, carboxy, - C(O)O-alkyle en C₁₋₄ et arylalkyle ;

de façon alternative, L¹ représente -NR^C- et R^C et R⁴ forment ensemble et avec l'atome d'azote auquel ils sont liés une structure cyclique choisie dans le groupe constitué par les groupements 1-pyrazolyle, 1-imidazolyle et 1-(1,2,3-triazolyle) ; où les groupements 1-pyrazolyle, 1-imidazolyle ou 1-(1,2,3-triazolyle) sont éventuellement substitués par un substituant choisi dans le groupe constitué par les groupements alkyle en C₁₋₆ ;

ou l'un de ses sels de qualité pharmaceutique.

2. Composé conforme à la Revendication 1, où

a représente un entier compris entre 0 et 3 ;

R¹ est choisi dans le groupe constitué par les atomes d'halogène et les groupements alkoxy en C₁₋₄, halogénoalkyle en C₁₋₄ et halogénoalkoxy en C₁₋₄ ;

A est choisi dans le groupe constitué par les groupements aryle et hétéroaryle ;

R² est choisi dans le groupe constitué par l'atome d'hydrogène et les groupements alkoxy en C₁₋₄ ;

R³ est choisi dans le groupe constitué par les groupements alkyle en C₁₋₈, hydroxyalkyle en C₂₋₈, alkyle en C₂₋₈ substitué par NR^AR^B, cycloalkyle, - (alkyle en C₁₋₄)-cycloalkyle, hétérocycloalkyle et - (alkyle en C₁₋₄)-hétérocycloalkyle ; où chacun des radicaux R^A et R^B est indépendamment choisi dans le groupe constitué par l'atome d'hydrogène et les groupements alkyle en C₁₋₄ ;

A¹ est choisi dans le groupe constitué par -(CH₂)_b- ; où b représente un entier compris entre 2 et 4 inclus ;

L¹ est choisi dans le groupe constitué par -NR^C- et -C(O)-NR^C- ; où R^C est choisi dans le groupe constitué par l'atome d'hydrogène et les groupements alkyle en C₁₋₈, hydroxyalkyle en C₁₋₄ et cycloalkyle en C₅₋₇ ;

R⁴ est choisi dans le groupe constitué par les groupements alkyle en C₁₋₈, - (alkyle en C₁₋₄)-O-alkyle en C₁₋₄, - (alkyle

en C₁₋₄)-NR^DRE, -(alkyle en C₁₋₄)-OH, cycloalkyle, -(alkyle en C₁₋₄)-cycloalkyle, aryle, arylalkyle, hétéroaryle, -(alkyle en C₁₋₄)-hétéroaryle, hétérocycloalkyle et - (alkyle en C₁₋₄)-hétérocycloalkyle ;
où chacun des radicaux R^D et R^E est indépendamment choisi dans le groupe constitué par l'atome d'hydrogène et les groupements alkyle en C₁₋₄ ;

et où le groupement cycloalkyle, carbocycle partiellement insaturé, aryle, hétéroaryle ou hétérocycloalkyle, seul ou en tant que partie d'un groupement substituant, est éventuellement substitué par un ou plusieurs substituants indépendamment choisis dans le groupe constitué par les groupements fluoro, alkyle en C₁₋₄, carboxy, -C(O)O-alkyle en C₁₋₄ et arylalkyle ;

de façon alternative, L¹ représente -NRC- et R^C et R⁴ forment ensemble et avec l'atome d'azote auquel ils sont liés une structure cyclique choisie dans le groupe constitué par les groupements 1-pyrazolyle, 1-imidazolyle et 1-(1,2,3-triazolyle) ; où les groupements 1-pyrazolyle, 1-imidazolyle ou 1-(1,2,3-triazolyle) sont éventuellement substitués par un substituant choisi dans le groupe constitué par les groupements alkyle en C₁₋₆ ;
ou l'un de ses sels de qualité pharmaceutique.

3. Composé conforme à la Revendication 2, où

a représente un entier compris entre 0 et 2 ;

R¹ est choisi dans le groupe constitué par les atomes d'halogène et les groupements alkoxy en C₁₋₂, fluoroalkyle en C₁₋₂ et fluoroalkoxy en C₁₋₂ ;

Ⓐ est choisi dans le groupe constitué par les groupements aryle et hétéroaryle ;

R² est choisi dans le groupe constitué par l'atome d'hydrogène et les groupements alkoxy en C₁₋₂ ;

R³ est choisi dans le groupe constitué par les groupements cycloalkyle et hétérocycloalkyle ;

A¹ est choisi dans le groupe constitué par - (CH₂)_b ; où b représente un entier compris entre 2 et 3 inclus ;

L¹ est choisi dans le groupe constitué par -NRC- et -C(O)-NRC- ; où R^C est choisi dans le groupe constitué par l'atome d'hydrogène et les groupements alkyle en C₁₋₈ et cycloalkyle ;

R⁴ est choisi dans le groupe constitué par les groupements alkyle en C₁₋₈, hydroxyalkyle en C₁₋₆, - (alkyle en C₁₋₄)-O-(alkyle en C₁₋₄)-, cycloalkyle, - (alkyle en C₁₋₂)-cycloalkyle, arylalkyle, hétéroaryle, - (alkyle en C₁₋₂)-hétéroaryle et - (alkyle en C₁₋₂)-hétérocycloalkyle ; où les groupements cycloalkyle, aryle, hétéroaryle ou hétérocycloalkyle, seuls ou en tant que partie d'un groupement substitué, sont éventuellement substitués par des groupements alkyle en C₁₋₄ ;

de façon alternative, L¹ représente -NRC- et R^C et R⁴ forment ensemble et avec l'atome d'azote auquel ils sont liés un groupement 1-(1,2,3-triazolyle) ; où ledit groupement 1,2,3-triazolyle est éventuellement substitué par un groupement alkyle en C₁₋₄ ; ou l'un de ses sels de qualité pharmaceutique.

4. Composé conforme à la Revendication 3, où

a représente un entier compris entre 0 et 2 ;

R¹ est choisi dans le groupe constitué par les groupements fluoro, méthoxy, éthoxy, trifluorométhyle et trifluorométhoxy ;

Ⓐ est choisi dans le groupe constitué par les groupements phényle, 2-thiényle, 2-pyrrolyle, 2-pyridyle et 7-indolyle ;

R² est choisi dans le groupe constitué par l'atome d'hydrogène et les groupements méthoxy et éthoxy ;

R³ est choisi dans le groupe constitué par les groupements (S)-cyclohexyle et 4-tétrahydropyrannyle ;

A¹ est choisi dans le groupe constitué par les groupements -CH₂CH₂- et -CH₂CH₂CH₂- ;

L¹ est choisi dans le groupe constitué par -NRC- et -C(O)-NRC- ; où R^C est choisi dans le groupe constitué par l'atome d'hydrogène et les groupements méthyle, 3,3-diméthyl-n-butyle et cyclohexyle ;

R⁴ est choisi dans le groupe constitué par les groupements 1-(3,3-diméthyl-n-butyle), 1-hydroxy-éthyl-, 1-(2,2-diméthyl-3-hydroxy-n-propyle), t-butoxy-éthyle, cyclohexyle, 1-adamantyle, cyclopropyl-méthyl-, cyclohexyl-méthyl-, benzyle, 2-(1-méthyl-imidazolyle), 2-pyridyl-méthyl-, 1-pyrrolidinyl-éthyl-, 5-thiazolyl-méthyl- et 4-morpholinyl-éthyl- ;

de façon alternative, L¹ représente -NRC- et R^C et R⁴ forment ensemble et avec l'atome d'azote auquel ils sont liés un groupement 1-(4-t-butyl-1,2,3-triazolyle) ; ou l'un de ses sels de qualité pharmaceutique.

5. Composé conforme à la Revendication 4, où

a représente un entier compris entre 1 et 2 ;

R¹ est choisi dans le groupe constitué par les groupements fluoro, méthoxy et éthoxy ;

Ⓐ est choisi dans le groupe constitué par les groupements phényle et 2-thiényle ;

R² est choisi dans le groupe constitué par l'atome d'hydrogène et les groupements méthoxy et éthoxy ;

R³ représente un groupement 4-tétrahydropyrannyle ; A¹ est choisi dans le groupe constitué par les groupements -CH₂CH₂- et -CH₂CH₂CH₂- ;

L¹ est choisi dans le groupe constitué par -NRC- et -C(O)-NRC- ; où R^C est choisi dans le groupe constitué par

l'atome d'hydrogène et les groupements 3,3-diméthyl-n-butyle et cyclohexyle ;

R⁴ est choisi dans le groupe constitué par les groupements 1-(3,3-diméthyl-n-butyle), t-butoxy-éthyle, 1-adamantyle, cyclohexyl-méthyl-, benzyle, 2-(1-méthyl-imidazolyle), 2-pyridyl-méthyl-, 1-pyrrolidinyl-éthyl-, 5-thiazolyl-méthyl- et 4-morpholinyl-éthyl- ;

de façon alternative, L¹ représente -NRC- et R^C et R⁴ forment ensemble et avec l'atome d'azote auquel ils sont liés un groupement 1-(4-t-butyl-1,2,3-triazolyle) ;
ou l'un de ses sels de qualité pharmaceutique.

6. Composé conforme à la Revendication 4, où

a représente un entier compris entre 1 et 2 ;

R¹ est choisi dans le groupe constitué par les groupements fluoro et éthoxy ;

Ⓐ est choisi dans le groupe constitué par les groupements phényle et 2-thiényle ;

R² représente un atome d'hydrogène ;

R³ représente un groupement 4-tétrahydropyrannyle ;

A¹ représente un groupement -CH₂CH₂- ;

L¹ représente -C(O)-NRC- ; où R^C est choisi dans le groupe constitué par l'atome d'hydrogène et les groupements 3,3-diméthyl-n-butyle et cyclohexyle ;

R⁴ est choisi dans le groupe constitué par les groupements 1-(3,3-diméthyl-n-butyle), cyclohexyl-méthyl-, benzyle, 2-(1-méthyl-imidazolyle), 2-pyridyl-méthyl-, 1-pyrrolidinyl-éthyl-, 5-thiazolyl-méthyl- et 4-morpholinyl-éthyl- ;
ou l'un de ses sels de qualité pharmaceutique.

7. Composé conforme à la Revendication 4, où

a est égal à 1 ;

R¹ est choisi dans le groupe constitué par les groupements fluoro, méthoxy et trifluorométhoxy ;

Ⓐ est choisi dans le groupe constitué par les groupements phényle, 2-thiényle et 7-indolyle ;

R² est choisi dans le groupe constitué par l'atome d'hydrogène et le groupement éthoxy ;

R³ représente un groupement 4-tétrahydropyrannyle ; A¹ est choisi dans le groupe constitué par les groupements -CH₂CH₂- et -CH₂CH₂CH₂- ;

L¹ est choisi dans le groupe constitué par -NRC- et -C(O)-NRC- ; où R^C est choisi dans le groupe constitué par l'atome d'hydrogène et les groupements méthyle et 3,3-diméthyl-n-butyle ;

R⁴ est choisi dans le groupe constitué par les groupements 1-(3,3-diméthyl-n-butyle), 1-adamantyle, cyclohexyl-méthyl-, 2-(1-méthyl-imidazolyle), 5-thiazolyl-méthyl- et 4-morpholinyl-éthyl- ;

de façon alternative, L¹ représente -NRC- et R^C et R⁴ forment ensemble et avec l'atome d'azote auquel ils sont liés un groupement 1-(4-t-butyl-1,2,3-triazolyle) ;
ou l'un de ses sels de qualité pharmaceutique.

8. Composé conforme à la Revendication 4, où

a est égal à 1 ;

R¹ est choisi dans le groupe constitué par les groupements fluoro, méthoxy et trifluorométhoxy ;

Ⓐ est choisi dans le groupe constitué par les groupements phényle et 7-indolyle ;

R² représente un atome d'hydrogène ;

R³ représente un groupement 4-tétrahydropyrannyle ;

A¹ est choisi dans le groupe constitué par les groupements -CH₂CH₂- et -CH₂CH₂CH₂- ;

L¹ est choisi dans le groupe constitué par -NRC- et -C(O)-NRC- ; où R^C est choisi dans le groupe constitué par l'atome d'hydrogène et les groupements méthyle et 3,3-diméthyl-n-butyle ;

R⁴ est choisi dans le groupe constitué par les groupements 1-(3,3-diméthyl-n-butyle), 1-adamantyle, cyclohexyl-méthyl-, 2-(1-méthyl-imidazolyle), 5-thiazolyl-méthyl- et 4-morpholinyl-éthyl- ;
ou l'un de ses sels de qualité pharmaceutique.

9. Composition pharmaceutique comprenant un vecteur de qualité pharmaceutique et un composé conforme à la Revendication 1.

10. Composition pharmaceutique fabriquée en mélangeant un composé conforme à la Revendication 1 et un vecteur de qualité pharmaceutique.

11. Procédé de fabrication d'une composition pharmaceutique comprenant le mélangeage d'un composé conforme à la Revendication 1 et d'un vecteur de qualité pharmaceutique.

12. Composé conforme à la Revendication 1 ou composition conforme à la Revendication 9 pour emploi dans un procédé de traitement d'un trouble faisant intervenir la β -sécrétase.

13. Composé conforme à la Revendication 12 dépendant de la revendication 1, où le trouble faisant intervenir la β -sécrétase est choisi dans le groupe constitué par les suivants : maladie d'Alzheimer (MA), déficit cognitif léger, sénilité, démence, démence à corps de Lewy, syndrome de Down, démence associée à un accident vasculaire cérébral, démence associée à la maladie de Parkinson et démence associée aux bêta-amyloïdes.

14. Composé conforme à la Revendication 1 pour emploi dans une méthode de traitement d'un état pathologique choisi dans le groupe constitué par les suivants : maladie d'Alzheimer (MA), déficit cognitif léger, sénilité, démence, démence à corps de Lewy, syndrome de Down, démence associée à un accident vasculaire cérébral, démence associée à la maladie de Parkinson et démence associée aux bêta-amyloïdes.

15. Composé conforme à la Revendication 1 pour emploi dans une méthode d'inhibition de l'enzyme β -sécrétase chez un sujet.

16. Emploi d'un composé conforme à la Revendication 1 dans l'élaboration d'un médicament destiné au traitement thérapeutique de l'une des maladies suivantes : (a) maladie d'Alzheimer (MA), (b) déficit cognitif léger, (c) sénilité, (d) démence, (e) démence à corps de Lewy, (f) syndrome de Down, (g) démence associée à un accident vasculaire cérébral, (h) démence associée à la maladie de Parkinson et (i) démence associée aux bêta-amyloïdes, chez un sujet nécessitant un traitement.

REFERENCES CITED IN THE DESCRIPTION

This list of references cited by the applicant is for the reader's convenience only. It does not form part of the European patent document. Even though great care has been taken in compiling the references, errors or omissions cannot be excluded and the EPO disclaims all liability in this regard.

Patent documents cited in the description

- US 5811633 A [0165]
- US 5877399 A [0165]
- US 5672805 A [0165]
- US 5720936 A [0165]
- US 5612486 A [0165]
- US 5580003 A [0165]
- US 5850003 A [0165]
- US 5387742 A [0165]
- US 5877015 A [0165]
- US 6037521 A [0165]
- US 6184435 B [0165]
- US 6187922 B [0165]
- US 6211428 B [0165]
- US 6340783 B [0165]

Non-patent literature cited in the description

- Design of Prodrugs. Elsevier, 1985 [0058]
- T.W. GREENE ; P.G.M. WUTS. Protective Groups in Organic Synthesis. John Wiley & Sons, 1999 [0061] [0066]
- T.W. GREENE ; P.G.M. WUTS. Protective Groups in Organic Synthesis. John Wiley & Sons, 1991 [0062]
- Protective Groups in Organic Chemistry. Plenum Press, 1973 [0066]
- ERMOLIEFF, J. ; LOY, J.A. ; KOELSCH, G. ; TANG, J. Proteolytic activation of recombinant pro-memapsin 2 (pro-BACE) studied with new fluorogenic substrates. *Biochemistry*, 2000, vol. 39, 12450 [0154]
- SIRINATHSINGHI, D. J. S. Transgenic mouse models of Alzheimer's disease. *Biochemical Society Transactions*, 1998, vol. 26 (3), 504-508 [0159]
- VAN LEUVEN, F. Single and multiple transgenic mice as models for Alzheimer's disease. *Progress in Neurobiology (Oxford)*, 2000, vol. 61 (3), 305-312 [0160]
- HSIAO, K. ; CHAPMAN, P. ; NILSEN, S. ; ECKMAN, C. ; HARIGAYA, Y. ; YOUNKIN, S. ; YANG, F. ; COLE, G. Correlative memory deficits, A β elevation, and amyloid plaques in transgenic mice. *Science (Washington, D. C.)*, 1996, vol. 274 (5284), 99-102 [0161]
- ODDO, S. ; CACCAMO, A. ; SHEPHERD, J. D. ; MURPHY, M. P. ; GOLDE, T. E. ; KAYED, R. ; METHERATE, R. ; MATTSON, M. P. ; AKBARI, Y. ; LAFERLA, F. M. Triple-transgenic model of Alzheimer's disease with plaques and tangles: Intracellular A β and synaptic dysfunction. *Neuron*, 2003, vol. 39 (3), 409-421 [0162]
- RUBERTI, F. ; CAPSONI, S. ; COMPARINI, A. ; DI DANIEL, E. ; FRANZOT, J. ; GONFLONI, S. ; ROSSI, G. ; BERARDI, N. ; CATTANEO, A. Phenotypic knockout of nerve growth factor in adult transgenic mice reveals severe deficits in basal forebrain cholinergic neurons, cell death in the spleen, and skeletal muscle dystrophy. *Journal of Neuroscience*, 2000, vol. 20 (7), 2589-2601 [0163]
- Alzheimer-type neuropathology in transgenic mice overexpressing V717F β -amyloid precursor protein. GAMES, D. ; ADAMS, D. ; ALESSANDRINI, R. ; BARBOUR, R. ; BERTHELETTE, P. ; BLACKWELL, C. ; CARR, T. ; CLEMENS, J. ; DONALDSON, T. et al. *Nature (London. Athena Neurosciences, Inc)*, 1995, vol. 373, 523-7 [0164]
- NEVE, R. L. ; BOYCE, F. M. ; MCPHIE, D. L. ; GREENAN, J. ; OSTER-GRANITE, M. L. Transgenic mice expressing APP-C100 in the brain. *Neurobiology of Aging*, 1996, vol. 17 (2), 191-203 [0165]
- LINS, H. ; WICHART, I. ; BANCHER, C. ; WALLE-SCH, C.-W. ; JELLINGER, K. A. ; ROESLER, N. Immunoreactivities of amyloid β peptide(1-42) and total τ protein in lumbar cerebrospinal fluid of patients with normal pressure hydrocephalus. *Journal of Neural Transmission*, 2004, vol. 111 (3), 273-280 [0166]
- LEWCZUK, P. ; ESSELMANN, H. ; OTTO, M. ; MALER, J. M. ; HENKEL, A. W. ; HENKEL, M. K. ; EIKENBERG, O. ; ANTZ, C. ; KRAUSE, W.-R. ; REULBACH, U. *Neurobiology of Aging*, 2004, vol. 25 (3), 273-281 [0167]
- OLSSON, A. ; HOGLUND, K. ; SJOGREN, M. ; ANDREASEN, N. ; MINTHON, L. ; LANNFELT, L. ; BUERGER, K. ; MOLLER, H.-J. ; HAMPEL, H. ; DAVIDSSON, P. Measurement of α - and β -secretase cleaved amyloid precursor protein in cerebrospinal fluid from Alzheimer patients. *Experimental Neurology*, 2003, vol. 183 (1), 74-80 [0168]

- **WAHLUND, L.-O ; BLENNOW, K.** Cerebrospinal fluid biomarkers for disease stage and intensity in cognitively impaired patients. *Neuroscience Letters*, 2003, vol. 339, 99-102 [0169]
- **EL MOUEDDEN, M. ; VANDERMEEREN, M. ; MEERT, T. ; MERCKEN, M.** Development of a specific ELISA for the quantitative study of amino-terminally truncated beta-amyloid peptides. *Journal of Neuroscience Methods*, 2005, vol. 145 (1-2), 97-105 [0170]
- **VANDERSTICHELE, H. ; VAN KERSCHAUER, E. ; HESSE, C. ; DAVIDSSON, P. ; BUYSE, M.-A. ; ANDREASEN, N. ; MINTHON, L. ; WALLIN, A. ; BLENNOW, K. ; VANMECHELEN, E.** Standardization of measurement of β -amyloid(1-42) in cerebrospinal fluid and plasma. *Amyloid*, 2000, vol. 7 (4), 245-258 [0171]
- Amyloid β 38, 40, and 42 species in cerebrospinal fluid: More of the same?. **SCHOONENBOOM, N.S. ; MULDER, C. ; VAN KAMP, G. J. ; MEHTA, S. P. ; SCHELTENS, P. ; BLANKENSTEIN, M. A. ; MEHTA, P. D.** *Annals of Neurology*. 2005, vol. 58, 139-142 [0171]