



US00D465645S

(12) **United States Design Patent** (10) **Patent No.:** **US D465,645 S**
Lombardo et al. (45) **Date of Patent:** **** Nov. 19, 2002**

(54) **RETRACTABLE UTENSIL DEVICE**

OTHER PUBLICATIONS

(76) Inventors: **Craig W. Lombardo**, 17721 Sunrise Dr., Lutz, FL (US) 33549; **Heather Snyder**, 17721 Sunrise Dr., Lutz, FL (US) 33549; **Michael Bombard**, 966 Finrod Way, Castlebury, FL (US) 32707

Snugz USA Catalog, Jan. 2000, #Option J Large Pullout/Retractable Zip-Cordz.*

* cited by examiner

(**) Term: **14 Years**

Primary Examiner—Catherine R. Oliver
(74) *Attorney, Agent, or Firm*—Pendorf & Cutliff

(21) Appl. No.: **29/134,072**

(57) **CLAIM**

(22) Filed: **Dec. 13, 2000**

The ornamental design for a retractable utensil device, as shown and described.

(51) **LOC (7) Cl.** **03-01**

DESCRIPTION

(52) **U.S. Cl.** **D3/215**

FIG. 1 is a perspective view of a retractable utensil device design;

(58) **Field of Search** D3/215, 221, 228, D3/229; 224/904, 901, 240, 241; 24/3.13, 3.11, 3.12

FIG. 2 is the front view of the design shown in FIG. 1; FIG. 3 is the rear view of the design shown in FIG. 1; FIG. 4 is a left side view of the design shown in FIG. 1; FIG. 5 is a right side view of the design shown in FIG. 1; FIG. 6 is a top view of the design shown in FIG. 1; and, FIG. 7 is a bottom view of the design shown in FIG. 1.

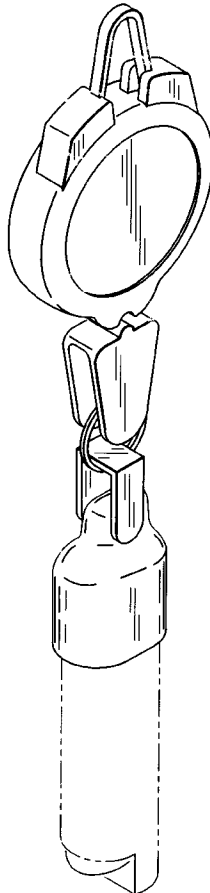
(56) **References Cited**

The broken line showing of a cigarette lighter in FIG. 1 is for illustrative purposes only and forms no part of the claimed design.

U.S. PATENT DOCUMENTS

D253,676 S	*	12/1979	Mathieson	D3/215
D402,104 S	*	12/1998	Kauker et al.	D3/215
D404,562 S	*	1/1999	Brown et al.	D3/215
6,019,594 A		2/2000	Denoia et al.	431/153
D435,721 S	*	1/2001	Lukach	D3/215

1 Claim, 3 Drawing Sheets



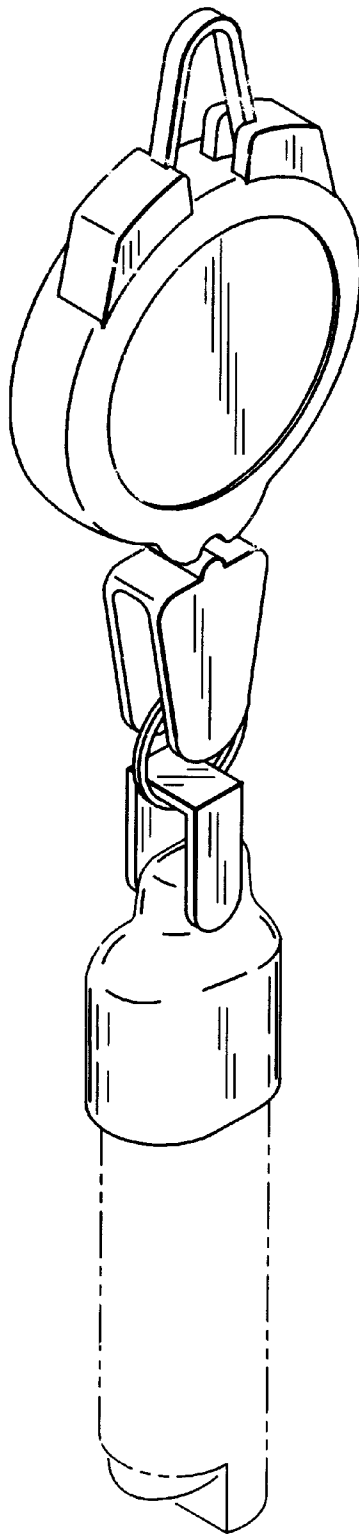


Fig. 1

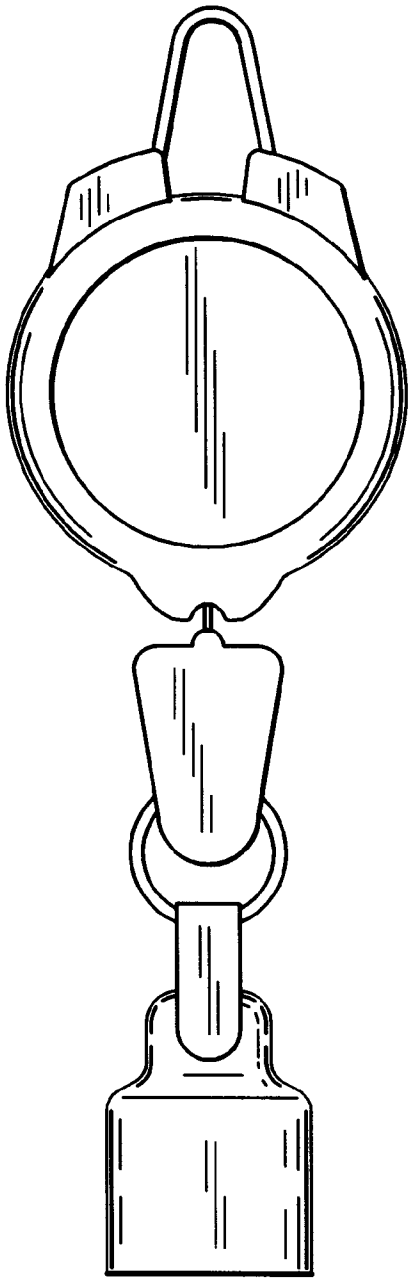


Fig. 2

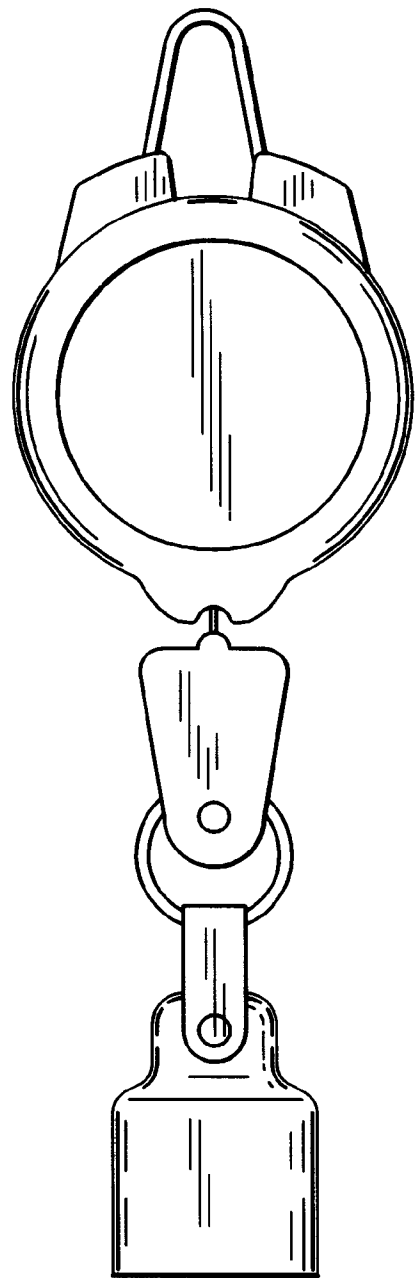


Fig. 3

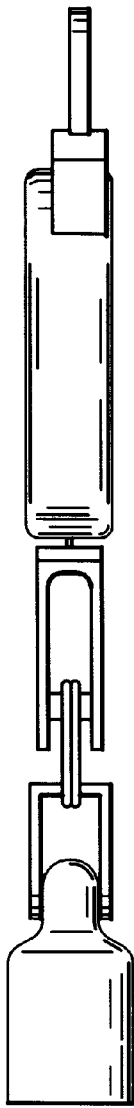


Fig. 4

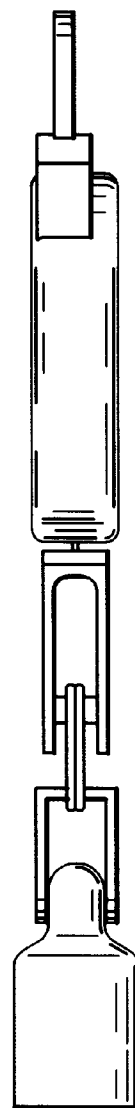


Fig. 5




Fig. 6

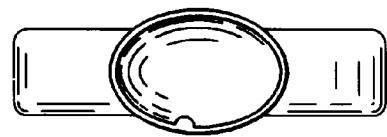


Fig. 7