



US00D453655S

(12) **United States Design Patent**  
**Powell et al.**

(10) **Patent No.:** **US D453,655 S**

(45) **Date of Patent:** **\*\* Feb. 19, 2002**

(54) **BEVERAGE DISPENSING MACHINE**

D437,173 S \* 2/2001 Naft et al. .... D7/309

D445,292 S \* 7/2001 Sowden ..... D7/309

D448,049 S \* 9/2001 Podgorney et al. .... D20/5

(75) Inventors: **Richard Powell; Matthew Tidnam;**  
**Barnaby Swayne**, all of London;  
**Michael Wright; David Bridge**, both  
of Basingstoke, all of (GB)

\* cited by examiner

*Primary Examiner*—M. N. Pandozzi

(74) *Attorney, Agent, or Firm*—Fulbright & Jaworski L.L.P.

(73) Assignee: **Mars UK Limited**, Slough (GB)

(57) **CLAIM**

(\*\*) Term: **14 Years**

The ornamental design for a beverage dispensing machine,  
as shown and described.

(21) Appl. No.: **29/139,552**

**DESCRIPTION**

(22) Filed: **Apr. 2, 2001**

(30) **Foreign Application Priority Data**

Oct. 3, 2000 (GB) ..... 2096315

(51) **LOC (7) Cl.** ..... **07-01**

(52) **U.S. Cl.** ..... **D7/306; D7/311**

(58) **Field of Search** ..... **D7/300, 306, 307,**  
**D7/308, 311, 310, 309; 99/280, 283; D20/5,**  
**8**

FIG. 1 is a front plan view of the inventive beverage  
dispensing machine;

FIG. 2 is a first side plan view of the inventive beverage  
dispensing machine;

FIG. 3 is a top plan view of the inventive beverage dispens-  
ing machine;

FIG. 4 is a perspective view of the inventive beverage  
dispensing machine;

FIG. 5 is a second side plan view of the inventive beverage  
dispensing machine;

FIG. 6 is a bottom plan view of the inventive beverage  
dispensing machine; and,

FIG. 7 is a back plan view of the inventive beverage  
dispensing machine.

(56) **References Cited**

**U.S. PATENT DOCUMENTS**

D245,608 S \* 8/1977 Murphy ..... D7/307

D295,939 S \* 5/1988 Dole et al. .... D7/309

D296,408 S \* 6/1988 Gaunt et al. .... D7/308

D400,045 S \* 10/1998 Schade ..... D7/309

**1 Claim, 3 Drawing Sheets**

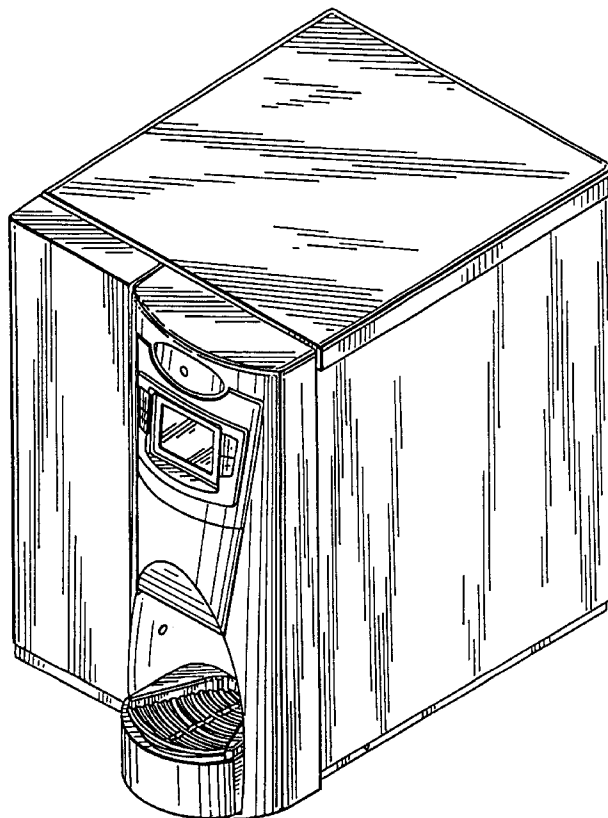


FIG. 1

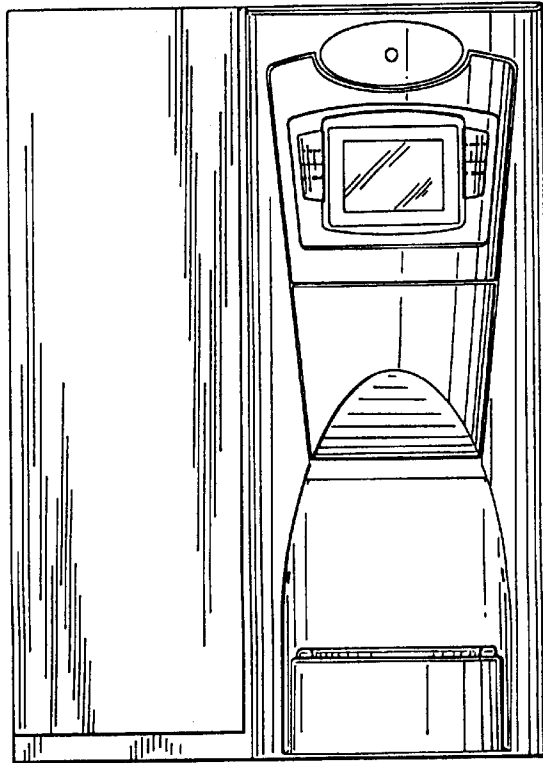


FIG. 2

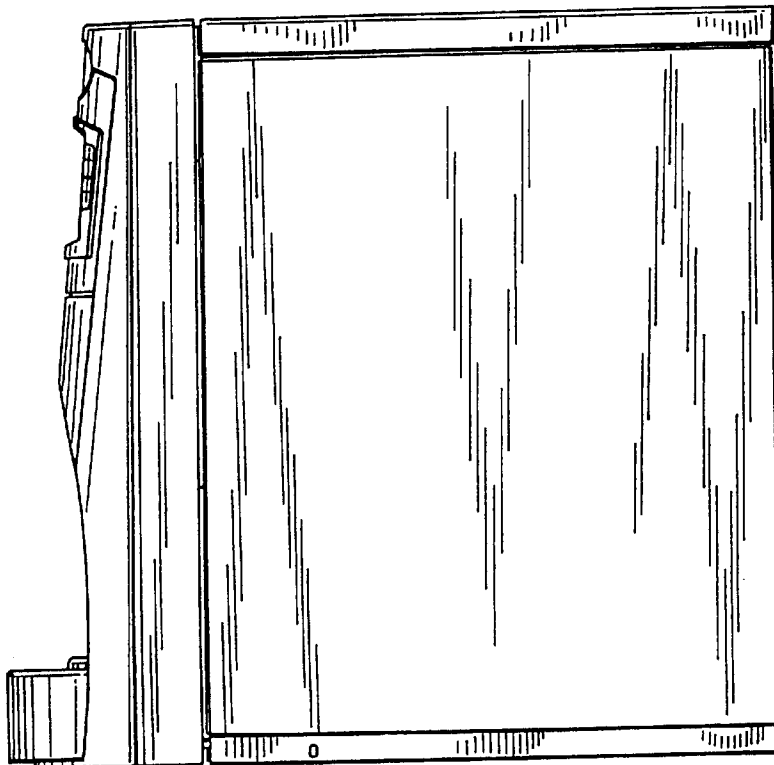




FIG. 3

FIG. 4

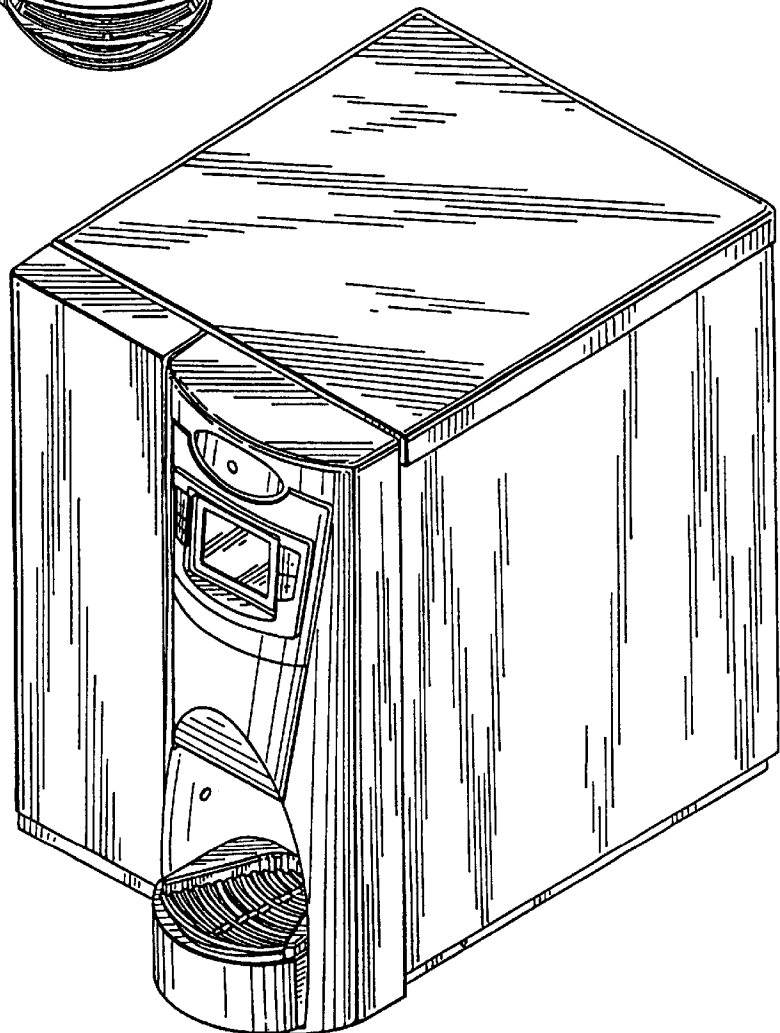


FIG. 5

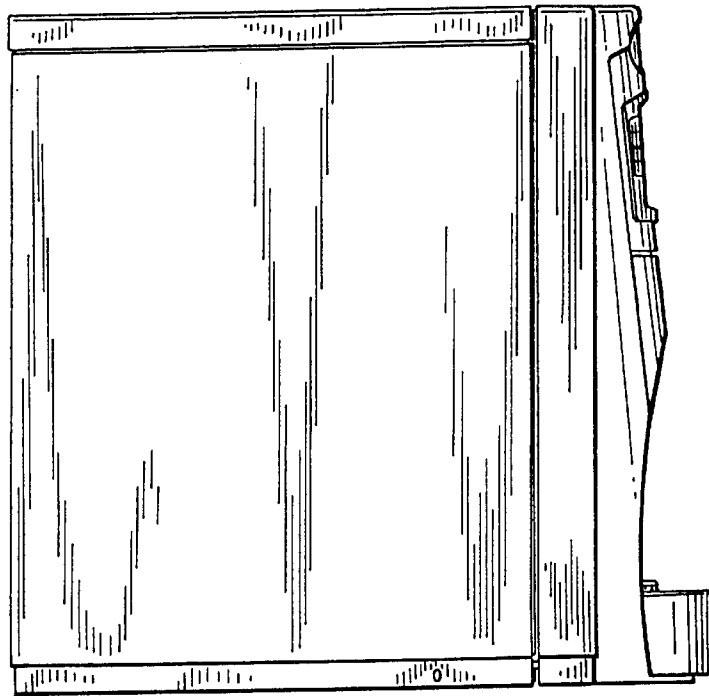


FIG. 6



FIG. 7

