



US00D804770S

(12) **United States Design Patent**
Zoubovsky

(10) **Patent No.:** **US D804,770 S**
(45) **Date of Patent:** **** Dec. 12, 2017**

(54) **HONEY ON A STICK SIMULATING A HONEY DIPPER**

(71) Applicant: **Emmanuel Zoubovsky**, Houston, TX (US)

(72) Inventor: **Emmanuel Zoubovsky**, Houston, TX (US)

(73) Assignee: **Emmanuel Zoubovsky**, Houston, TX (US)

(**) Term: **15 Years**

(21) Appl. No.: **29/577,227**

(22) Filed: **Sep. 10, 2016**

(51) **LOC (10) Cl.** **01-99**

(52) **U.S. Cl.**
USPC **D1/106; D7/300.2**

(58) **Field of Classification Search**
USPC D7/300.2, 368, 376, 642, 649, 653, 669, D7/680-683, 685, 686, 688, 690, 696; D8/6; D32/40, 46, 51, 52; D1/102, D1/104-106, 122-125, 127, 130, 199
CPC A47G 21/18; A47G 21/186; A47G 21/182
See application file for complete search history.

(56) **References Cited**

U.S. PATENT DOCUMENTS

D4,501 S *	12/1870	Annis	D32/51
D32,120 S *	1/1900	Estes	D9/600
D118,921 S *	2/1940	Vuilllemenot	D28/91.1
D149,511 S *	5/1948	Mitzel	D1/102
D156,039 S *	11/1949	Sabo	D32/51
2,637,537 A *	5/1953	Arthur	A47J 43/0711 366/317
D174,292 S *	3/1955	Perez	D14/233
D186,902 S *	12/1959	Fried	D7/683
D206,463 S *	12/1966	Federighi	D9/502
3,411,723 A *	11/1968	Kohn	A61C 19/00 15/236.01

D235,307 S *	6/1975	Shoemaker	30/324
D280,242 S *	8/1985	Burket	D26/134
D291,956 S *	9/1987	Fenner	D7/300.2
D435,956 S *	1/2001	Dessevre	D1/123
D542,593 S *	5/2007	Stewart	A47J 43/28 D7/368
D572,872 S *	7/2008	Bergh	D32/51
D607,690 S *	1/2010	Bodum	D7/376
D619,428 S *	7/2010	Saha	D7/669
D644,406 S *	9/2011	Bottini	D1/102
D691,861 S *	10/2013	Izatt	D7/669
D727,082 S *	4/2015	Harrelson	D7/300.2

(Continued)

OTHER PUBLICATIONS

Amazon. 6 inch Wood Honey Dipper Stick Server for Honey Jar. Mar. 30, 2014 [earliest online date], [site visited Jun. 16, 2017]. Available from Internet, <URL:https://www.amazon.com/dp/B00I27TVIA?psc=1>.*

(Continued)

Primary Examiner — Robert M. Spear
Assistant Examiner — Darcey E Heflin

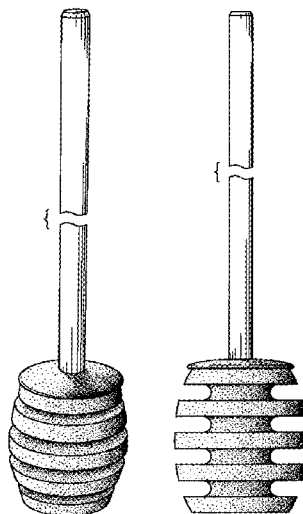
(57) **CLAIM**

The ornamental design for a honey on a stick simulating a honey dipper, as shown and described.

DESCRIPTION

FIG. 1 is a side perspective view of a honey on a stick simulating a honey dipper showing my new design; FIG. 2 is a side elevational view thereof; FIG. 3 is a top plan view thereof; and, FIG. 4 is a bottom plan view thereof. The stick on FIG. 1 and FIG. 2 is shown with a symbolic break in its length. The appearance of any portion of the article between the break lines form no part of the claimed design.

1 Claim, 1 Drawing Sheet



(56)

References Cited

U.S. PATENT DOCUMENTS

D729,493	S	*	5/2015	Slusarczyk	D1/130
D746,019	S	*	12/2015	Rogers	D1/199
D749,919	S	*	2/2016	Cianciolo	D7/688
D768,354	S	*	10/2016	Shoop	D1/127
D777,985	S	*	1/2017	Schlatter	D28/85
2014/0352127	A1	*	12/2014	Dakis	A47J 31/4407 29/428

OTHER PUBLICATIONS

Kaufmann Mercantile. Honey Dipper. 2017 [earliest online date], [site visited Jun. 16, 2017]. Available from Internet, <URL:https://www.kaufmann-mercantile.com/product/149000043175/honey-dipper>.*

Amazon. Bstean 3.2 Inch Wood Mini Honey Dipper with Smile Face for Honey Jar Pot Dispense May 21, 2016 [earliest online date], [site visited Jun. 16, 2017]. Available from Internet, <URL:https://www.amazon.com/dp/B071CYFXZ7?psc=1>.*

* cited by examiner

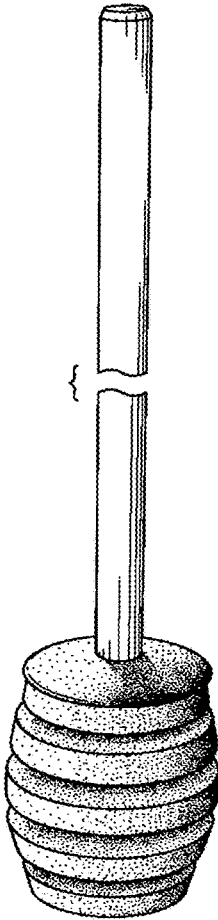


FIG. 1

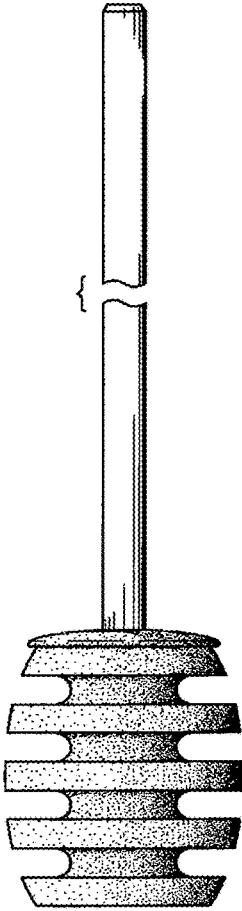


FIG. 2

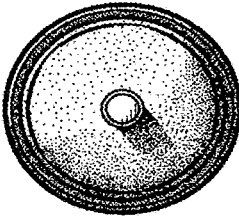


FIG. 3

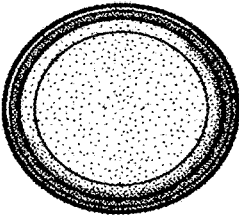


FIG. 4