

(No Model.)

A. KAYSER.  
ROOFING TILE.

No. 523,353.

Patented July 24, 1894.

Fig. 1.

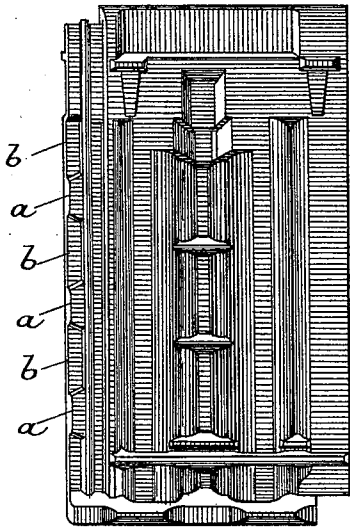


Fig. 2.

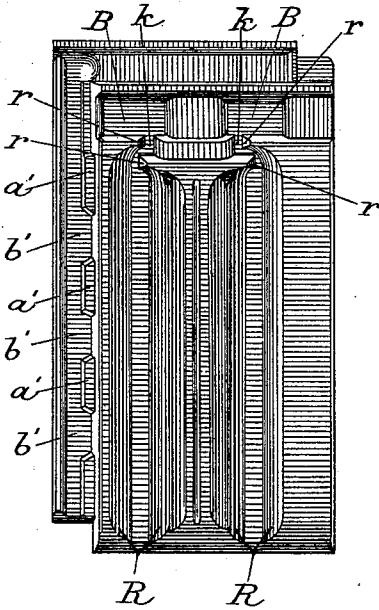


Fig. 3.

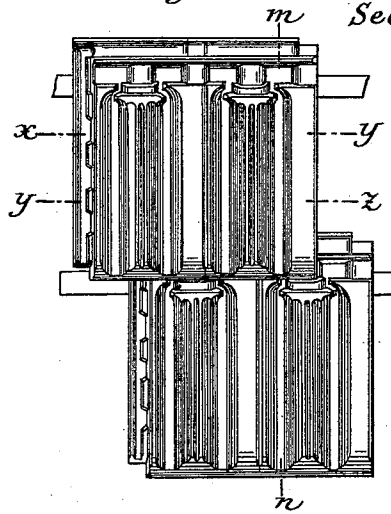


Fig. 4.

Section m-n.



Fig. 5. Section x-y.

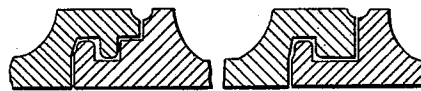


Fig. 6. Section y-z.



Fig. 7.

Fig. 8.



Witnesses:

*William Schulz*  
*John Becker*

Inventor:  
*Albert Kayser*  
by his attorneys  
*Roeder & Priesen*

# UNITED STATES PATENT OFFICE.

ALBERT KAYSER, OF MITTELBECHACH, GERMANY.

## ROOFING-TILE.

SPECIFICATION forming part of Letters Patent No. 523,353, dated July 24, 1894.

Application filed March 23, 1894. Serial No. 504,770. (No model.) Patented in Germany June 17, 1890, No. 56,955, and July 3, 1890, No. 59,829.

*To all whom it may concern:*

Be it known that I, ALBERT KAYSER, a subject of the King of Bavaria, residing at Mittelbexbach, in the Kingdom of Bavaria, German Empire, have invented new and useful Improvements in Roofing-Tiles, (for which I have obtained patents in Germany, No. 56,955, dated June 17, 1890, and No. 59,829, dated July 3, 1890,) of which the following is a specification.

This invention relates to a roofing tile of novel construction and it consists in the various features of improvement more fully pointed out in the claim.

In the accompanying drawings: Figure 1 is a bottom view of my improved roofing tile; Fig. 2 a top view thereof; Fig. 3 a top view of a series of interlocked tiles; Fig. 4 a longitudinal section on line *m n* Fig. 3; Fig. 5, a cross section on line *x, y*, Fig. 3; Fig. 6 a cross section on line *y, z*, Fig. 3. Figs. 7 and 8 are sections through the lateral joint between the tiles.

My improved tile is provided on its surface with two parallel downwardly extending grooves *R*, connected with the end section *B*, in the upper part of the head by curved channels *k*, that permit the water to run off. These channels are formed between laterally projecting ribs *r*, which prevent the weather

from penetrating into the head joint. At the lateral joint, the tiles are connected by tongues and grooves as shown in Figs. 7 and 8.

At the longitudinal borders the tiles are formed with tooth-like projections *a* and intermediate depressions *b*. The corresponding tile body has corresponding depressions *a'* and projections *b'*, so that when the tiles are laid, the parts *a b'*, and *a' b* of adjoining tiles will interlock. The projections and depressions are of such dimensions that a play is left when the tiles are thus interlocked.

My improved tiles will effectively resist the effects of the weather, while the curvature is such, that the water will run off freely. More over a high degree of strength is given to the tile by its arched form and tight joints are produced.

What I claim is—

A tile provided with grooves *R*, laterally extending ribs *r*, channels *k*, projections *a, b'*, and depressions *a', b*, substantially as specified.

In testimony whereof I have signed my name to this specification in the presence of two subscribing witnesses.

ALBERT KAYSER.

Witnesses:

CARL KRAFFT,  
EDWARD JOACHIM.