



US00D355262S

# United States Patent [19]

[11] Patent Number: **Des. 355,262**

Chaney et al.

[45] Date of Patent: **\*\* Feb. 7, 1995**

[54] WINDOW RAIL CLIP

[56] References Cited

[75] Inventors: **Michael T. Chaney**, Middletown;  
**Philip G. Morton**, Germantown, both  
of Ohio

### U.S. PATENT DOCUMENTS

D. 288,244	2/1987	Schmidt	.....	D25/52
4,358,213	11/1982	Hankins et al.	.....	52/656.9
5,205,102	4/1993	Plummer	.....	52/656.9

[73] Assignee: **Aluminum Company of America**,  
Pittsburgh, Pa.

*Primary Examiner*—Doris Clark  
*Attorney, Agent, or Firm*—Glenn E. Klepac

[\*\*] Term: **14 Years**

[57] CLAIM

The ornamental design for a window rail clip, as shown and described.

[21] Appl. No.: **16,487**

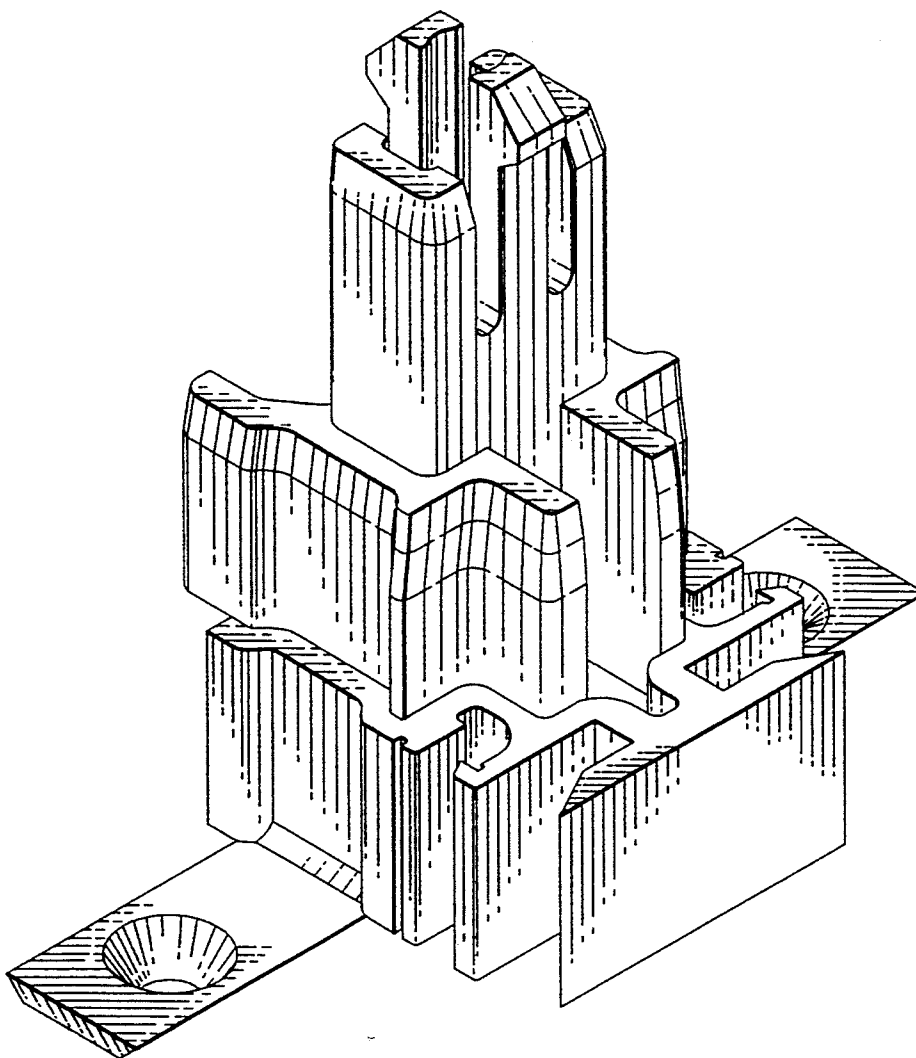
### DESCRIPTION

[22] Filed: **Dec. 16, 1993**

[52] U.S. Cl. .... **D25/52**

[58] Field of Search ..... **D25/52, 199; 52/656.5,  
52/656.6, 656.9, 656.4, 475-476; 49/501, DIG.  
2; 160/381**

FIG. 1 is a perspective view of a window rail clip showing our new design;  
FIG. 2 is a top plan view thereof;  
FIG. 3 is a right side elevational view thereof;  
FIG. 4 is a left side elevational view thereof;  
FIG. 5 is a front elevational view thereof; and  
FIG. 6 is a bottom view thereof.



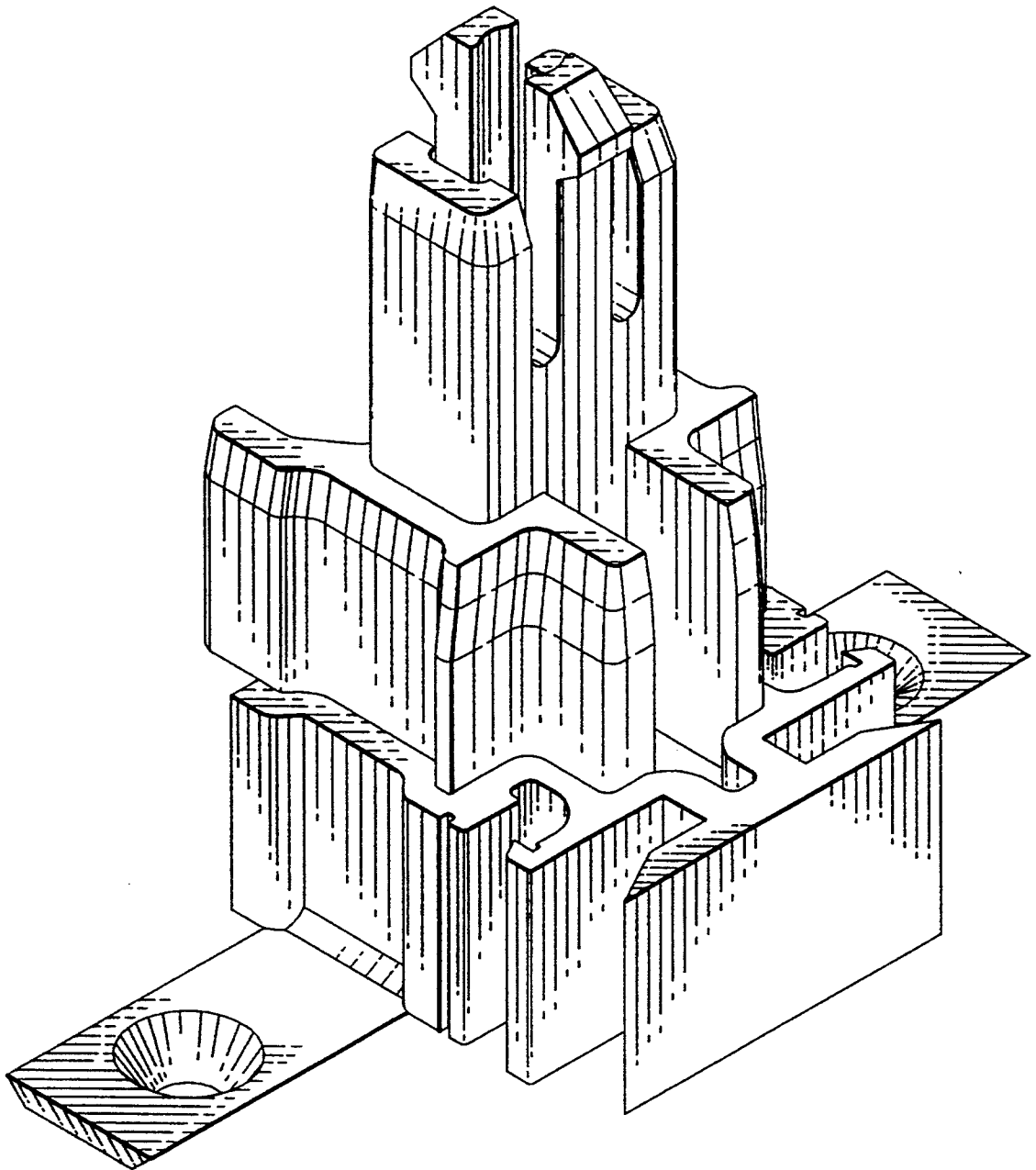


FIG. 1

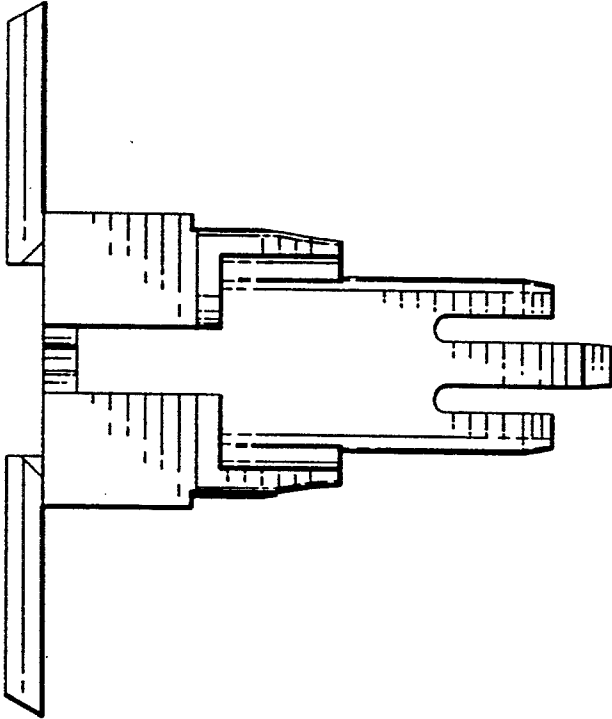


FIG. 4

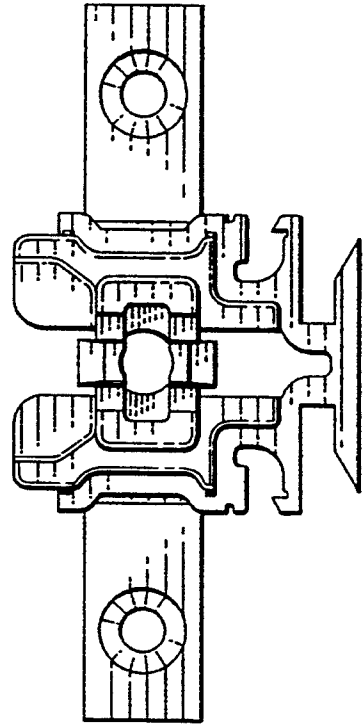


FIG. 2

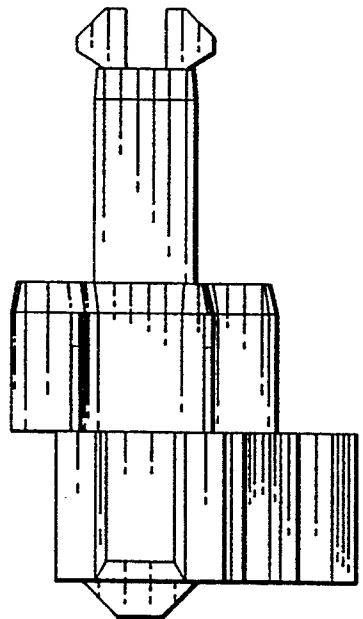


FIG. 5

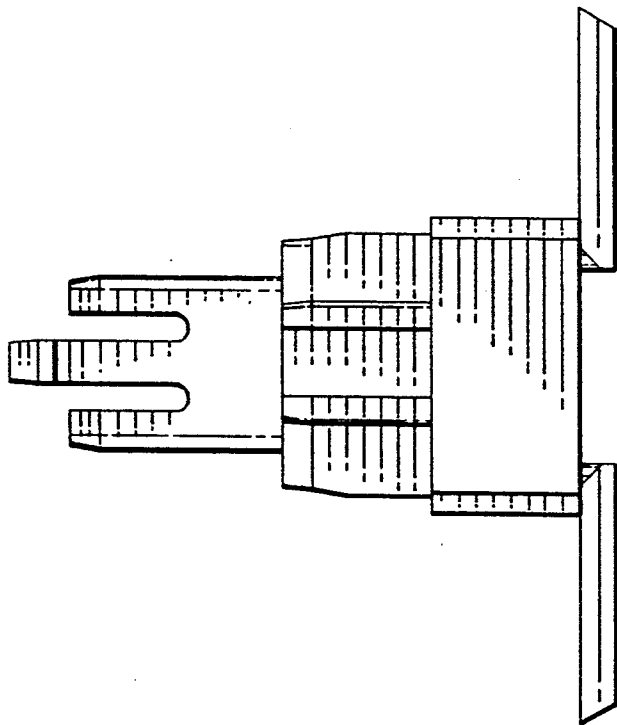


FIG. 3

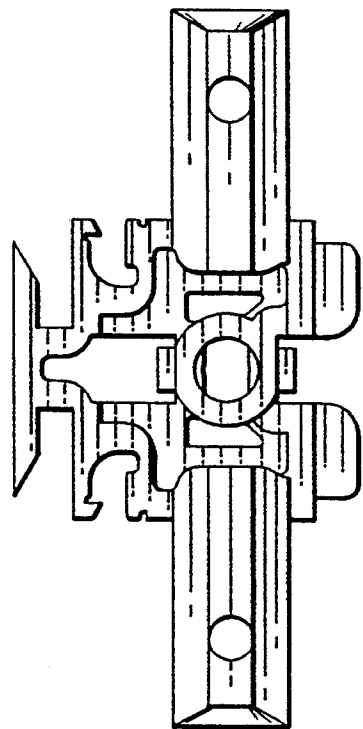


FIG. 6