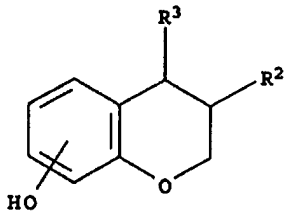




INTERNATIONAL APPLICATION PUBLISHED UNDER THE PATENT COOPERATION TREATY (PCT)

<p>(51) International Patent Classification ⁶ : C07D 311/74, 413/04, A61K 31/40, 31/445, 31/535</p>	A1	<p>(11) International Publication Number: WO 98/18775</p> <p>(43) International Publication Date: 7 May 1998 (07.05.98)</p>
<p>(21) International Application Number: PCT/DK97/00482</p> <p>(22) International Filing Date: 28 October 1997 (28.10.97)</p> <p>(30) Priority Data: 1202/96 28 October 1996 (28.10.96) DK</p> <p>(71) Applicant: NOVO NORDISK A/S [DK/DK]; Novo Allé, DK-2880 Bagsværd (DK).</p> <p>(72) Inventors: JACOBSEN, Poul; Morænevej 2A, DK-3550 Slangerup (DK). TREPPENDAHL, Svend; Frederiks- dalsvej 221, DK-2830 Virum (DK). STANLEY BURY, Paul; Hjortholms Allé 48, DK-2400 København NV (DK). KANSTRUP, Anders; Fredskovvej 7C, DK-3060 Espergærde (DK). BROWN CHRISTIANSEN, Lise; Sophus Schandorphs Vej 4, DK-2800 Lyngby (DK).</p>		<p>(81) Designated States: AL, AM, AT, AU, AZ, BA, BB, BG, BR, BY, CA, CH, CN, CU, CZ, DE, DK, EE, ES, FI, GB, GE, GH, HU, ID, IL, IS, JP, KE, KG, KP, KR, KZ, LC, LK, LR, LS, LT, LU, LV, MD, MG, MK, MN, MW, MX, NO, NZ, PL, PT, RO, RU, SD, SE, SG, SI, SK, SL, TJ, TM, TR, TT, UA, UG, UZ, VN, YU, ZW, ARIPO patent (GH, KE, LS, MW, SD, SZ, UG, ZW), Eurasian patent (AM, AZ, BY, KG, KZ, MD, RU, TJ, TM), European patent (AT, BE, CH, DE, DK, ES, FI, FR, GB, GR, IE, IT, LU, MC, NL, PT, SE), OAPI patent (BF, BJ, CF, CG, CI, CM, GA, GN, ML, MR, NE, SN, TD, TG).</p> <p>Published <i>With international search report.</i></p>
<p>(54) Title: NOVEL (+)-ENANTIOMERS OF CIS-3,4-CHROMAN DERIVATIVES USEFUL IN THE PREVENTION OR TREATMENT OF ESTROGEN RELATED DISEASES OR SYNDROMES</p>		
<p>(57) Abstract</p>		
<p>The present invention relates to therapeutically active compounds of formula (I), a method of preparing the same and to pharmaceutical compositions comprising the compounds. The novel compounds are useful in the prevention or treatment of estrogen related diseases or syndromes.</p>		<div style="text-align: center;">  <p>(I)</p> </div>

FOR THE PURPOSES OF INFORMATION ONLY

Codes used to identify States party to the PCT on the front pages of pamphlets publishing international applications under the PCT.

AL	Albania	ES	Spain	LS	Lesotho	SI	Slovenia
AM	Armenia	FI	Finland	LT	Lithuania	SK	Slovakia
AT	Austria	FR	France	LU	Luxembourg	SN	Senegal
AU	Australia	GA	Gabon	LV	Latvia	SZ	Swaziland
AZ	Azerbaijan	GB	United Kingdom	MC	Monaco	TD	Chad
BA	Bosnia and Herzegovina	GE	Georgia	MD	Republic of Moldova	TG	Togo
BB	Barbados	GH	Ghana	MG	Madagascar	TJ	Tajikistan
BE	Belgium	GN	Guinea	MK	The former Yugoslav Republic of Macedonia	TM	Turkmenistan
BF	Burkina Faso	GR	Greece			TR	Turkey
BG	Bulgaria	HU	Hungary	ML	Mali	TT	Trinidad and Tobago
BJ	Benin	IE	Ireland	MN	Mongolia	UA	Ukraine
BR	Brazil	IL	Israel	MR	Mauritania	UG	Uganda
BY	Belarus	IS	Iceland	MW	Malawi	US	United States of America
CA	Canada	IT	Italy	MX	Mexico	UZ	Uzbekistan
CF	Central African Republic	JP	Japan	NE	Niger	VN	Viet Nam
CG	Congo	KE	Kenya	NL	Netherlands	YU	Yugoslavia
CH	Switzerland	KG	Kyrgyzstan	NO	Norway	ZW	Zimbabwe
CI	Côte d'Ivoire	KP	Democratic People's Republic of Korea	NZ	New Zealand		
CM	Cameroon	KR	Republic of Korea	PL	Poland		
CN	China	KZ	Kazakstan	PT	Portugal		
CU	Cuba	LC	Saint Lucia	RO	Romania		
CZ	Czech Republic	LI	Liechtenstein	RU	Russian Federation		
DE	Germany	LK	Sri Lanka	SD	Sudan		
DK	Denmark	LR	Liberia	SE	Sweden		
EE	Estonia			SG	Singapore		

Title

Novel (+)-enantiomers of *cis*-3,4-chroman derivatives useful in the prevention or treatment of estrogen related diseases or syndromes.

Field of the Invention

5 The present invention relates to new (+)-enantiomers of *cis*-3,4-chroman derivatives and the use of such compounds in the prevention or treatment of estrogen related diseases or syndromes, preferably diseases or syndromes caused by an estrogen-deficient state in a mammal, in particular bone loss, osteoporosis, cardiovascular diseases, cognitive disorders, senile dementia-Alzheimer's type, menopausal symptoms, including flushing and urogenital
10 atrophy, dysmenorrhea, threatened or habitual abortion, dysfunctional uterine bleeding, acne, hirsutism, prostatic carcinoma, post-partum lactation, and the use of such compounds in a contraceptive method or as an aid in ovarian development.

Background of the Invention

The osteopenia that accompanies the menopause continues to represent a major public
15 health problem. Left unchecked, the cumulative loss of bone can potentially compromise the skeleton's structural integrity, resulting in painful and debilitating fractures of the wrist, spine and femur. Efforts to reduce the risk and incidence of fractures have focused on the development of therapies that conserve skeletal mass by inhibiting bone resorption. Among various treatment modalities, estrogen replacement therapy remains the preferred
20 means to prevent the development of post menopausal osteoporosis (Lindsey R, Hart DM, MacClean A 1978, "The role of estrogen/progestogen in the management of the menopause", Cooke ID, ed, Proceedings of University of Sheffield symposium on the role of estrogen and progestogen in the management of the menopause, Lancaster, UK: MTP Press Ltd. pp. 9-25; Marshall DH, Horsmann A, Nordin BEC 1977, "The prevention and
25 management of post-menopausal osteoporosis.", Acta Obstet Gynecol Scand (Suppl) 65:49-56; Recker RR, Saville PD, Heaney RP 1977, "Effect of estrogen and calcium carbonate on bone loss in post-menopausal women", Ann Intern Med. 87:649-655;

Nachtigall LE, Nachtigall RH, Nachtigall RD, Beckman EM 1979, "Estrogen replacement therapy", *Obstet Gynecol.* 53:277-281) and it is now accepted that estrogens significantly decrease fracture incidence and risk (Krieger N, Kelsey JL, Holford TR, O'Connor T 1982, "An epidemiological study of hip fracture in postmenopausal women", *Am J Epidemiol.* 5 116:141-148; Hutchinson TA, Polansky SM, Feinstein AR 1979, "Post-menopausal estrogens protect against fractures of hip and distal radius: A case-control study", *Lancet* 2:705-709; Paginini-Hill A, Ross RK, Gerkins VR, Henderson BE, Arthur M, Mack TM 1981, "Menopausal oestrogen therapy and hip fractures", *Ann Intern Med.* 95:28-31; Weiss NS, Ure CL, Ballard JH, Williams AR, Daling JR 1980, "Decreased risk of fractures 10 on the hip and lower forearm with post-menopausal use of estrogen", *N Eng J Med.* 303:1195-1198).

While the beneficial actions of estrogen replacement therapy on the skeleton are clearly significant, there is also considerable evidence for a positive effect of estrogen on the cardiovascular system. Previous studies have attributed these actions to estrogen's 15 effects on serum lipids, but recent data has now shown that in addition to the effects on the lipid profile, estrogen can also directly influence vessel wall compliance, reduce peripheral resistance and prevent atherosclerosis (Lobo RA 1990, "Cardiovascular implication of estrogen replacement therapy", *Obstetrics and Gynaecology*, 75:18S-24S; Mendelson ME, Karas RH 1994, "Estrogen and the blood vessel wall", *Current Opinion in 20 Cardiology*, 1994(9):619-626). Based on available epidemiological data, the overall impact of these physiological and pharmacological actions of estrogen is an age independent reduction in cardiovascular mortality and morbidity in women (Kannel WH, Hjortland M, McNamara PM 1976 "Menopause and risk of cardiovascular disease: The Framingham Study", *Ann Int Med*, 85:447-552). Furthermore, a more recent analysis has concluded 25 that post-menopausal estrogen replacement therapy reduces the risk of cardiovascular disease by approximately 50 percent (Stampfer MJ, Colditz GA 1991, "Estrogen replacement therapy and coronary heart disease: a quantitative assessment of the epidemiological evidence", *Preventive Medicine*, 20:47-63.).

In addition to the positive effects of estrogen on bone and cardiovascular system, there 30 are now data which indicate that the central nervous system can benefit from estrogen

replacement therapy. Short term studies in human subjects have shown that increased levels of estrogen are associated with higher memory scores in post menopausal women (Kampen DL, Sherwin BB 1994, "Estrogen use and verbal memory in healthy postmenopausal women", *Obstetrics and Gynecology*, 83(6):979-983). Furthermore, the administration of exogenous estrogen to surgically post menopausal women specifically enhances short-term memory. Moreover, the effects of estrogen on cognition do not appear confined to short-term effects as epidemiological findings indicate that estrogen treatment significantly decreases the risk of senile dementia-Alzheimer's type in women (Paganini-Hill A, Henderson VW, 1994, "Estrogen deficiency and risk of Alzheimer's disease in women", *Am J Epidemiol*, 140:256-261; Ohkura T, Isse K, Akazawa K, Hamamoto M, Yoshimasa Y, Hagino N, 1995, "Long-term estrogen replacement therapy in female patients with dementia of the Alzheimer Type: 7 case reports", *Dementia*, 6:99-107). While the mechanism whereby estrogens enhance cognitive function is unknown, it is possible to speculate that the direct effects of estrogen on cerebral blood flow (Goldman H, Skelley Eb, Sandman CA, Kastin AJ, Murphy S, 1976, "Hormones and regional brain blood flow", *Pharmacol Biochem Rev.* 5(suppl 1):165-169; Ohkura T, Teshima Y, Isse K, Matsuda H, Inoue T, Sakai Y, Iwasaki N, Yaoi Y, 1995, "Estrogen increases cerebral and cerebellar blood flows in postmenopausal women", *Menopause: J North Am Menopause Soc.* 2(1):13-18) and neuronal cell activities (Singh M, Meyer EM, Simpkins JW, 1995, "The effect of ovariectomy and estradiol replacement on brain-derived neurotrophic factor messenger ribonucleic acid expression in cortical and hippocampal brain regions of female Sprague-Dawley rats", *Endocrinology*, 136:2320-2324; McMillan PJ, Singer CA, Dorsa DM, 1996, "The effects of ovariectomy and estrogen replacement on trkA and choline acetyltransferase mRNA expression in the basal forebrain of the adult female Sprague-Dawley rat", *J Neurosci.*, 16(5):1860-1865) are potential effectors for these beneficial actions.

The therapeutic applications of naturally occurring estrogens and synthetic compositions demonstrating estrogenic activity alone or in combination are not limited to the chronic conditions described above. Indeed, the more traditional applications of estrogen therapies would include the following: relief of menopausal symptoms (i.e. flushing and urogenital atrophy); oral contraception; prevention of threatened or habitual abortion, relief

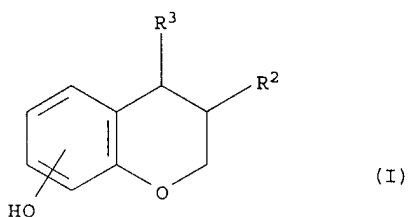
of dysmenorrhea; relief of dysfunctional uterine bleeding; an aid in ovarian development; treatment of acne; diminution of excessive growth of body hair in women (hirsutism); treatment of prostatic carcinoma: and suppression of post-partum lactation [Goodman and Gilman, The Pharmacological Basis of Therapeutics (Seventh Edition) Macmillan
5 Publishing Company, 1985, pages 1421-1423].

Even though the beneficial effects of estrogen replacement on a wide variety of organ systems and tissues appear indisputable, the dose and duration of estrogen therapy is also associated with an increased risk of endometrial hyperplasia and carcinoma. The use of concomitant cyclic progestins does reduce the risk of endometrial pathology, but this is
10 achieved at the expense of the return of regular uterine bleeding, a result that is objectionable to many patients. In addition to estrogen's stimulatory effect on the endometrium, there remains considerable controversy regarding reports of an association between long-term estrogen replacement and an increased risk of breast cancer (Bergkvist L, Adami HO, Persson I, Hoover R, Schairer C, 1989, "The risk of breast cancer after estrogen and
15 estrogen-progestin replacement", N Eng J Med, 321:293-297; Colditz GA, Hankinson SE, Hunter DJ, Willett WC, Manson JE, Stampfer MJ, Hennekens C, Rosner B, Speizer FE, 1995, "The use of estrogens and progestins and the risk of breast cancer in postmenopausal women", N Eng J Med, 332(24):1589-1593). Furthermore, there are other side effects of estrogen replacement which, while they may not be life threatening, contraindicate
20 estrogen's use and reduce patient compliance.

From the foregoing discussion it would appear that the availability of therapies which could mimic the beneficial actions of estrogen on the bone, cardiovascular system, and central nervous system without the undesirable side effects on uterus and breast, would essentially provide a "safe estrogen" which could dramatically influence the number of patients
25 that would be able to benefit from estrogen replacement therapy. Therefore, in recognition of estrogen's beneficial effects on a number of body systems and disease conditions, there is a continuing need for the development of potent estrogen agonists which can selectively target different body tissues.

Description of the invention

The present invention provides (+)-enantiomers of compounds of the formula I in which substituents R² and R³ are arranged in cis-configuration:



5

wherein:

R² is phenyl optionally substituted with 1 to 5 substituents independently selected from the group consisting of OH, halogen, nitro, cyano, SH, SR⁴, trihalo-C₁-C₆-alkyl, C₁-C₆-alkyl, C₁-C₆-alkoxy and phenyl;

10

R³ is:

(a) phenyl substituted with -X-(CH₂)_n-Y, wherein:

X is a valency bond, O or S,

n is an integer in the range of 1 to 12,

15

Y is H, halogen, OH, OR⁴, NHR⁴, NR₂⁴, NHCOR⁴, NHSO₂R⁴, CONHR⁴, CONR₂⁴, COOH, COOR⁴, SO₂R⁴, SOR⁴, SONHR⁴, SONR₂⁴, a C₃-C₇ heterocyclic ring, saturated or unsaturated, containing one or two heteroatoms independently selected from the group consisting of O, S and N, optionally being substituted with 1 to 3 substituents independently selected from the group consisting of H, OH, halogen, nitro, cyano, SH, SR⁴, trihalo-C₁-C₆-alkyl, C₁-C₆-alkyl and C₁-C₆-alkoxy;

20

(b) $-(\text{CH}_2)_n\text{-Y}$ wherein n and Y are as defined above; or

(c) phenyl fused to a C₃-C₇ heterocyclic ring, saturated or unsaturated, containing one or two heteroatoms independently selected from the group consisting of O, S and N, optionally being substituted with 1 to 3 substituents independently selected from the group consisting of H, OH, halogen, nitro, cyano, SH, SR⁴, trihalo-C₁-C₆-alkyl, C₁-C₆-alkyl and C₁-C₆-alkoxy; and

5

R⁴ is C₁-C₆-alkyl;

and pharmaceutically acceptable esters, ethers and salts thereof.

The general chemical terms used in the above formula have their usual meanings.

10 For example the term C₁-C₆-alkyl includes straight-chained as well as branched alkyl groups such as methyl, ethyl, propyl, isopropyl, butyl, s-butyl and isobutyl.

The term halogen means chloro, bromo, iodo and fluoro.

15 The term C₃-C₇-heterocyclic ring include groups such as pyrrolidinyl, pyrrolinyl, imidazolyl, imidazolidinyl, pyrazolyl, pyrazolidinyl, pyrazolinyl, piperidyl, piperazinyl, pyrrol, 2H-pyrrol, triazolyl, pyridyl, pyrazinyl, pyrimidinyl, pyridazinyl, morpholino, thiomorpholino, isothiazolyl, isoxazolyl, oxazolyl, oxadiazolyl, thiadiazolyl and thiazolyl.

20 The compounds of this invention are new estrogen agonists and are useful for prevention and treatment of bone loss, prevention and treatment of osteoporosis; the prevention and treatment of cardiovascular disease; treatment and prevention of physiological disorders associated with an excess of neuropeptide Y (e.g. obesity, depression, etc.); and for regulation of glucose metabolism in e.g. non-insulin dependent diabetes melitus; and the prevention and treatment of senile dementia-Alzheimer's type in women. In addition, these estrogen agonists are useful for oral contraception; relief of menopausal symptoms (e.g. hot flushes, urogenital atrophy, depression, mania, schizophrenia, etc.); incontinence;

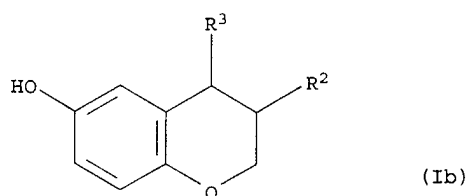
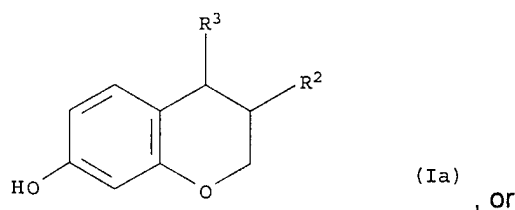
25 prevention of threatened or habitual abortion; relief of dysmenorrhea; relief of dysfunctional uterine bleeding; an aid in ovarian development; treatment of acne; diminution of excessive growth of body hair in women (hirsutism); treatment of prostatic carcinoma; and

the suppression of post-partum lactation. These agents also lower serum cholesterol and have a beneficial effect on plasma lipid profiles.

While the compounds of this invention are estrogen agonists in bone and cardiovascular tissues, they are also capable of acting as antiestrogens in other estrogen target organs.

- 5 For example, these compounds can act as antiestrogens in breast tissue and the colon and therefore would be useful for the prevention and treatment of estrogen-dependent cancers such as breast cancers and colon cancers.

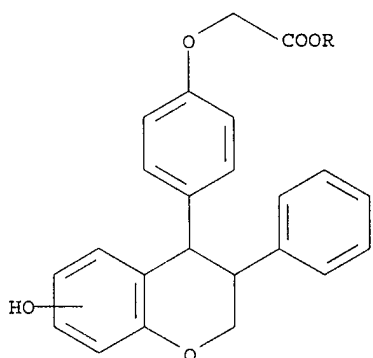
- The hydroxy substituent on the phenyl ring in formula I is preferably attached to the phenyl ring at the 6- or 7-position. Accordingly, compounds of the invention having one of the
10 following formulae Ia or Ib are preferred:



wherein R¹, R² and R³ are as defined above.

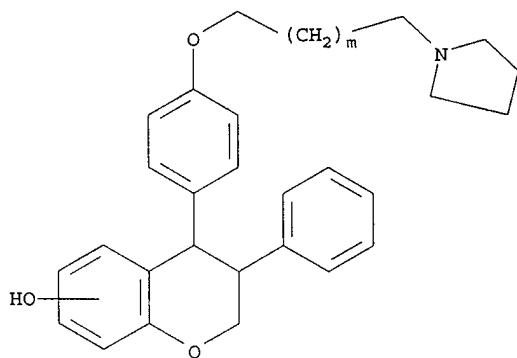
- In a preferred embodiment, the present invention is concerned with (+)-cis-forms of the
15 compounds of the following formula:

8



wherein R is H or C₁-C₆ alkyl.

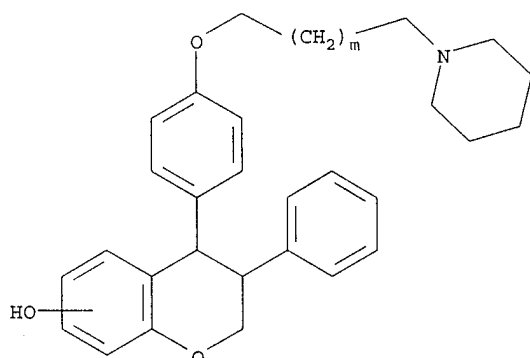
In another preferred embodiment, the present invention is concerned with (+)-cis-forms of the compounds of the following formula:



5

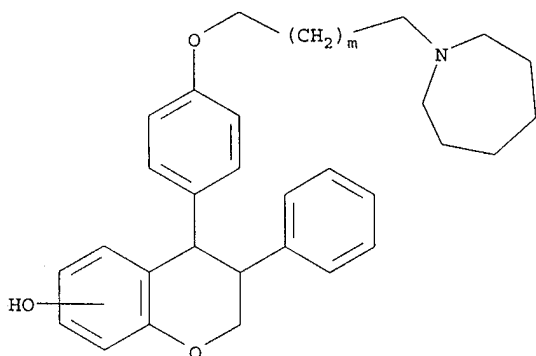
wherein m is an integer from 0 to 10.

In another preferred embodiment, the present invention is concerned with (+)-cis-forms of the compounds of the following formula:



wherein m is as defined above.

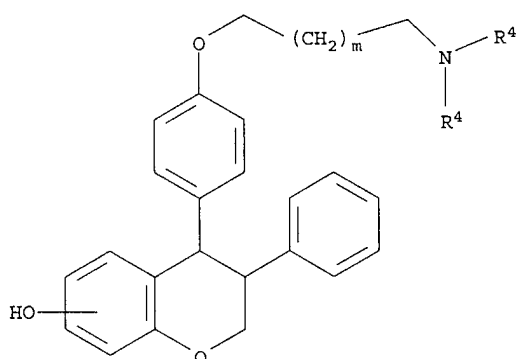
In another preferred embodiment, the present invention is concerned with (+)-cis-forms of the compounds of the following formula:



5

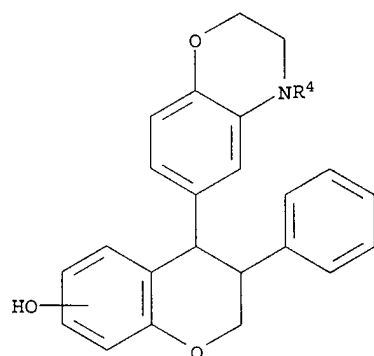
wherein m is as defined above.

In another preferred embodiment, the present invention is concerned with (+)-cis-forms of the compounds of the following formula:



wherein m is as defined above and both R^4 independently are as defined above.

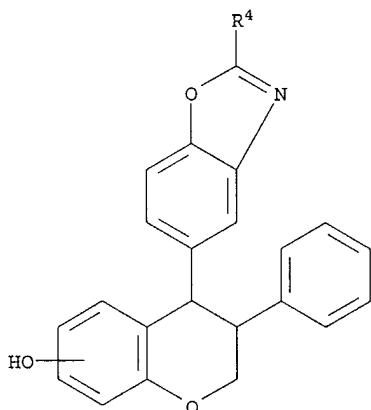
In another preferred embodiment, the present invention is concerned with (+)-cis-forms of the compounds of the following formula:



5

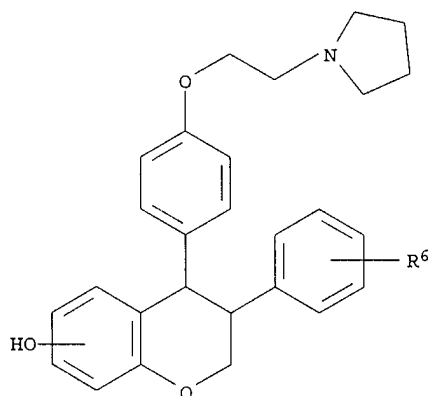
wherein R^4 is as defined above.

In another preferred embodiment, the present invention is concerned with (+)-cis-forms of the compounds of the following formula:



wherein R⁴ is as defined above.

In another preferred embodiment, the present invention is concerned with (+)-*cis*-forms of the compounds of the following formula:



5

wherein R⁶ represents one or more of the following substituents: methoxy, hydroxy, trifluoromethyl, fluoro and chloro.

The most preferred compounds are the following:

- 10 (+)-*cis*-4-(4-(Carboxymethoxy)phenyl)-7-hydroxy-3-phenylchromane,
 (+)-*cis*-7-Hydroxy-4-(4-(methoxycarbonylmethoxy)phenyl)-3-phenylchromane,
 (+)-*cis*-4-(4-(Ethoxycarbonylmethoxy)phenyl)-7-hydroxy-3-phenylchromane,
 (+)-*cis*-4-(4-(Benzyloxycarbonylmethoxy)phenyl)-7-hydroxy-3-phenylchromane,
 (+)-*cis*-7-Hydroxy-3-phenyl-4-(4-(2-pyrrolidinoethoxy)phenyl)chromane,

- (+)-*cis*-7-Hydroxy-3-phenyl-4-(4-(3-pyrrolidinopropoxy)phenyl)chromane,
(+)-*cis*-7-Hydroxy-3-phenyl-4-(4-(4-pyrrolidinobutoxy)phenyl)chromane,
(+)-*cis*-7-Hydroxy-3-phenyl-4-(4-(5-pyrrolidinopentoxy)phenyl)chromane,
(+)-*cis*-7-Hydroxy-3-phenyl-4-(4-(6-pyrrolidinohexyloxy)phenyl)chromane,
5 (+)-*cis*-7-Hydroxy-3-phenyl-4-(4-(7-pyrrolidinoheptyloxy)phenyl)chromane,
(+)-*cis*-7-Hydroxy-3-phenyl-4-(4-(8-pyrrolidinooctyloxy)phenyl)chromane,
(+)-*cis*-7-Hydroxy-3-phenyl-4-(4-(9-pyrrolidinononyloxy)phenyl)chromane,
(+)-*cis*-7-Hydroxy-3-phenyl-4-(4-(10-pyrrolidinodecyloxy)phenyl)chromane,
(+)-*cis*-7-Hydroxy-3-phenyl-4-(4-(11-pyrrolidinoundecyloxy)phenyl)chromane,
10 (+)-*cis*-7-Hydroxy-3-phenyl-4-(4-(12-pyrrolidinododecyloxy)phenyl)chromane,
(+)-*cis*-7-Hydroxy-3-phenyl-4-(4-(2-piperidinoethoxy)phenyl)chromane,
(+)-*cis*-7-Hydroxy-3-phenyl-4-(4-(3-piperidinopropoxy)phenyl)chromane,
(+)-*cis*-7-Hydroxy-3-phenyl-4-(4-(4-piperidinobutoxy)phenyl)chromane,
(+)-*cis*-7-Hydroxy-4-(4-(2-perhydroazepinoethoxy)phenyl)-3-phenylchromane,
15 (+)-*cis*-7-Hydroxy-4-(4-(3-perhydroazepinopropoxy)phenyl)-3-phenylchromane,
(+)-*cis*-7-Hydroxy-4-(4-(4-perhydroazepinobutoxy)phenyl)-3-phenylchromane,
(+)-*cis*-4-(4-(2-Dimethylaminoethoxy)phenyl)-7-hydroxy-3-phenylchromane,
(+)-*cis*-4-(4-(2-Diethylaminoethoxy)phenyl)-7-hydroxy-3-phenylchromane,
(+)-*cis*-4-(4-(2-(N-Ethyl-N-methylamino)ethoxy)phenyl)-7-hydroxy-3-phenylchromane,
20 (+)-*cis*-4-(4-(3-Dimethylaminopropoxy)phenyl)-7-hydroxy-3-phenylchromane,
(+)-*cis*-4-(4-(4-Dimethylaminobutoxy)phenyl)-7-hydroxy-3-phenylchromane,
(+)-*cis*-4-(2,3-Dihydro-1,4-benzoxazin-6-yl)-7-hydroxy-3-phenylchromane,
(+)-*cis*-7-Hydroxy-4-(4-methyl-2,3-dihydro-1,4-benzoxazin-6-yl)-3-phenylchromane,
(+)-*cis*-4-(4-Ethyl-2,3-dihydro-1,4-benzoxazin-6-yl)-7-hydroxy-3-phenylchromane,
25 (+)-*cis*-7-Hydroxy-3-(4-hydroxyphenyl)-4-(4-(2-pyrrolidinoethoxy)phenyl)chromane,
(+)-*cis*-7-Hydroxy-3-(4-trifluoromethylphenyl)-4-(4-(2-pyrrolidinoethoxy)phenyl)chromane,
(+)-*cis*-7-Hydroxy-3-(4-fluorophenyl)-4-(4-(2-pyrrolidinoethoxy)phenyl)chromane,
(+)-*cis*-3-(4-Chlorophenyl)-7-hydroxy-4-(4-(2-pyrrolidinoethoxy)phenyl)chromane,
(+)-*cis*-3-(3,4-Dimethoxyphenyl)-7-hydroxy-4-(4-(2-pyrrolidinoethoxy)phenyl)chromane,
30 (+)-*cis*-7-Hydroxy-3-(pentafluorophenyl)-4-(4-(2-pyrrolidinoethoxy)phenyl)chromane,
(+)-*cis*-4-(4-(Carboxymethoxy)phenyl)-6-hydroxy-3-phenylchromane,
(+)-*cis*-6-Hydroxy-4-(4-(methoxycarbonylmethoxy)phenyl)-3-phenylchromane,
(+)-*cis*-4-(4-(Ethoxycarbonylmethoxy)phenyl)-6-hydroxy-3-phenylchromane,
(+)-*cis*-4-(4-(Benzyloxycarbonylmethoxy)phenyl)-6-hydroxy-3-phenylchromane,

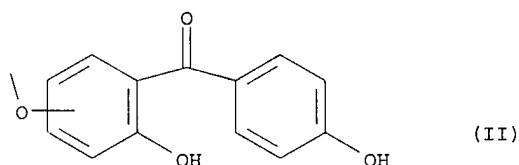
- (+)-*cis*-6-Hydroxy-3-phenyl-4-(4-(2-pyrrolidinoethoxy)phenyl)chromane,
(+)-*cis*-6-Hydroxy-3-phenyl-4-(4-(3-pyrrolidinopropoxy)phenyl)chromane,
(+)-*cis*-6-Hydroxy-3-phenyl-4-(4-(4-pyrrolidinobutoxy)phenyl)chromane,
(+)-*cis*-6-Hydroxy-3-phenyl-4-(4-(5-pyrrolidinopentoxy)phenyl)chromane,
5 (+)-*cis*-6-Hydroxy-3-phenyl-4-(4-(6-pyrrolidinohexyloxy)phenyl)chromane,
(+)-*cis*-6-Hydroxy-3-phenyl-4-(4-(7-pyrrolidinoheptyloxy)phenyl)chromane,
(+)-*cis*-6-Hydroxy-3-phenyl-4-(4-(8-pyrrolidinooctyloxy)phenyl)chromane,
(+)-*cis*-6-Hydroxy-3-phenyl-4-(4-(9-pyrrolidinononyloxy)phenyl)chromane,
(+)-*cis*-6-Hydroxy-3-phenyl-4-(4-(10-pyrrolidinodecyloxy)phenyl)chromane,
10 (+)-*cis*-6-Hydroxy-3-phenyl-4-(4-(11-pyrrolidinoundecyloxy)phenyl)chromane,
(+)-*cis*-6-Hydroxy-3-phenyl-4-(4-(12-pyrrolidinododecyloxy)phenyl)chromane,
(+)-*cis*-6-Hydroxy-3-phenyl-4-(4-(2-piperidinoethoxy)phenyl)chromane,
(+)-*cis*-6-Hydroxy-3-phenyl-4-(4-(3-piperidinopropoxy)phenyl)chromane,
(+)-*cis*-6-Hydroxy-3-phenyl-4-(4-(4-piperidinobutoxy)phenyl)chromane,
15 (+)-*cis*-6-Hydroxy-4-(4-(2-perhydroazepinoethoxy)phenyl)-3-phenylchromane,
(+)-*cis*-6-Hydroxy-4-(4-(3-perhydroazepinopropoxy)phenyl)-3-phenylchromane,
(+)-*cis*-6-Hydroxy-4-(4-(4-perhydroazepinobutoxy)phenyl)-3-phenylchromane,
(+)-*cis*-4-(4-(2-Dimethylaminoethoxy)phenyl)-6-hydroxy-3-phenylchromane,
(+)-*cis*-4-(4-(2-Diethylaminoethoxy)phenyl)-6-hydroxy-3-phenylchromane,
20 (+)-*cis*-4-(4-(2-(N-Ethyl-N-methylamino)ethoxy)phenyl)-6-hydroxy-3-phenylchromane,
(+)-*cis*-4-(4-(3-Dimethylaminopropoxy)phenyl)-6-hydroxy-3-phenylchromane,
(+)-*cis*-4-(4-(4-Dimethylaminobutoxy)phenyl)-6-hydroxy-3-phenylchromane,
(+)-*cis*-4-(2,3-Dihydro-1,4-benzoxazin-6-yl)-6-hydroxy-3-phenylchromane,
(+)-*cis*-6-Hydroxy-4-(4-methyl-2,3-dihydro-1,4-benzoxazin-6-yl)-3-phenylchromane,
25 (+)-*cis*-4-(4-Ethyl-2,3-dihydro-1,4-benzoxazin-6-yl)-6-hydroxy-3-phenylchromane,
(+)-*cis*-6-Hydroxy-3-(4-hydroxyphenyl)-4-(4-(2-pyrrolidinoethoxy)phenyl)chromane,
(+)-*cis*-6-Hydroxy-3-(4-trifluoromethylphenyl)-4-(4-(2-pyrrolidinoethoxy)phenyl)chromane,
(+)-*cis*-6-Hydroxy-3-(4-fluorophenyl)-4-(4-(2-pyrrolidinoethoxy)phenyl)chromane,
(+)-*cis*-3-(4-Chlorophenyl)-6-hydroxy-4-(4-(2-pyrrolidinoethoxy)phenyl)chromane,
30 (+)-*cis*-3-(3,4-Dimethoxyphenyl)-6-hydroxy-4-(4-(2-pyrrolidinoethoxy)phenyl)chromane,
(+)-*cis*-6-Hydroxy-3-(pentafluorophenyl)-4-(4-(2-pyrrolidinoethoxy)phenyl)chromane,
(+)-*cis*-7-Hydroxy-3-phenyl-4-{4-{2-(pyrrolidin-1-yl)ethoxy}phenyl}chromane,
(+)-*cis*-7-Hydroxy-4-(4-(2-pyrrolidinoethoxy)phenyl)-3-(4-(trifluoromethyl)phenyl)-chromane,

(+)-cis-7-Hydroxy-3-(4-methylphenyl)-4-(4-(2-pyrrolidinoethoxy)phenyl)chromane,
 (+)-cis-7-Hydroxy-3-(3-hydroxyphenyl)-4-(4-(2-pyrrolidinoethoxy)phenyl)chromane.

The compounds of the invention may be prepared by resorting to the chroman chemistry
 5 which is well-known in the art, for example in P.K. Arora, P.L. Kole and S. Ray, Indian J.
 Chem. 20 B, 41-5, 1981; S. Ray, P.K. Grover and N. Anand, Indian J. Chem. 9, 727-8, 1971;
 S. Ray, P.K. Grover, V.P. Kamboj, S.B. Betty, A.B. Kar and N. Anand, J. Med. Chem. 19,
 276-9, 1976; Md. Salman, S. Ray, A.K. Agarwal, S. Durani, B.S. Betty, V.P. Kamboj and N.
 Anand, J. Med. Chem. 26, 592-5, 1983; Teo, C., Sim, K., Bull. Singapore Natl. Inst. Chem.
 10 22, 69-74, 1994.

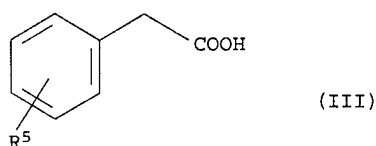
However, the invention is furthermore concerned with a general method for the preparation
 of compounds of formula (I) comprising the steps of:

a) reacting a compound of the formula (II)



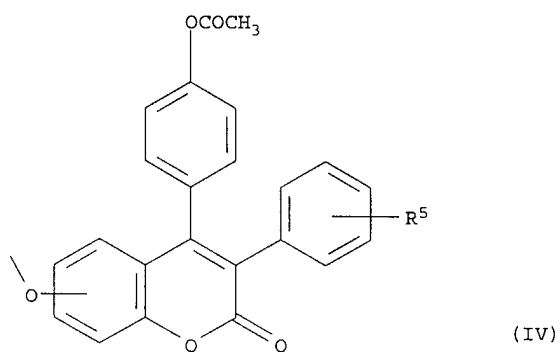
15

with a compound of the formula (III)



wherein R⁵ represents 1 to 3 substituents independently selected from the group
 20 consisting of H, OH, halogen, nitro, cyano, SH, SR⁴, trihalo-C₁-C₆-alkyl, C₁-C₆-alkyl and
 C₁-C₆-alkoxy, and R⁴ is as defined above,

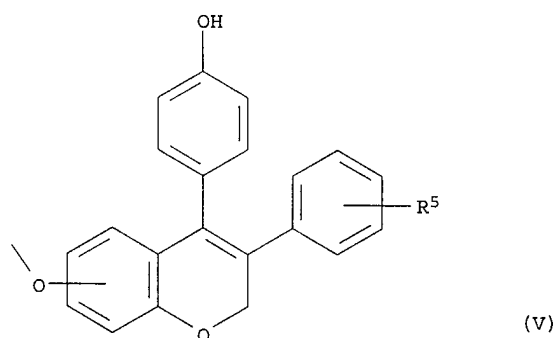
in the presence of triethylamine and acetic anhydride to form a compound of the formula (IV)



5

wherein R⁵ is as defined above,

- b) reducing a compound of the formula (IV) with a suitable hydride reducing agent to form a compound of formula (V)

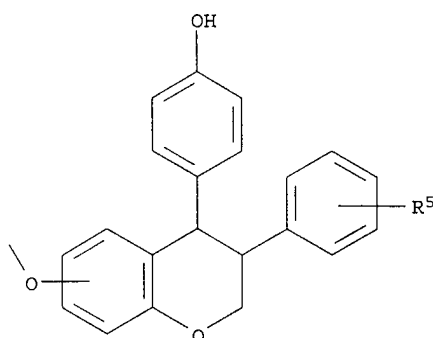


10

wherein R⁵ is as defined above,

- c) hydrogenating a compound of the formula (V) in the presence of a suitable catalyst to form a racemic mixture of (+) and (-) enantiomers of a compound of the formula (VI) with a 3,4-cis configuration

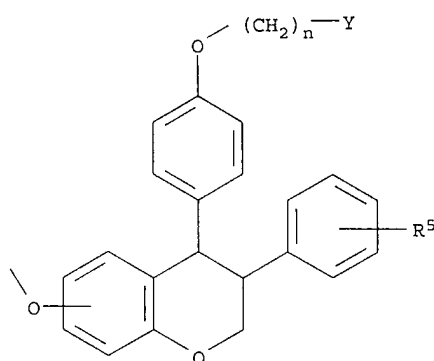
16



(VI)

wherein R^5 is as defined above,

- d) alkylating a compound of the formula (VI) with an appropriate electrophile to form a compound of the formula (VII)

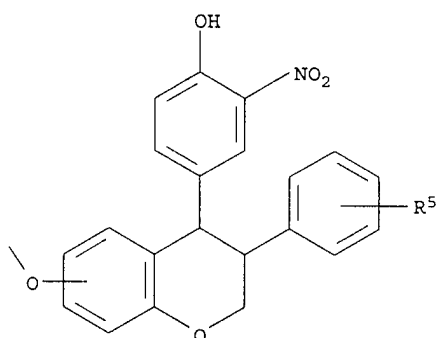


(VII)

5

wherein n , R^5 and Y are as defined above,

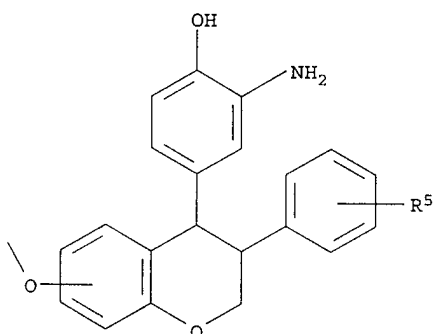
- e) resolving the racemic mixture of (+)- and (-)-enantiomers of a compound of formula (VII),
- 10 f) deprotecting a (+)-enantiomer of a compound of formula (VII) with a suitable deprotection agent, preferably by pyridine hydrochloride fusion, to form a compound of the formula (I); or
- g) nitrating a compound of the formula (VI) with a suitable nitration agent to form a compound of the formula (VIII)



(VIII)

wherein R⁵ is as defined above,

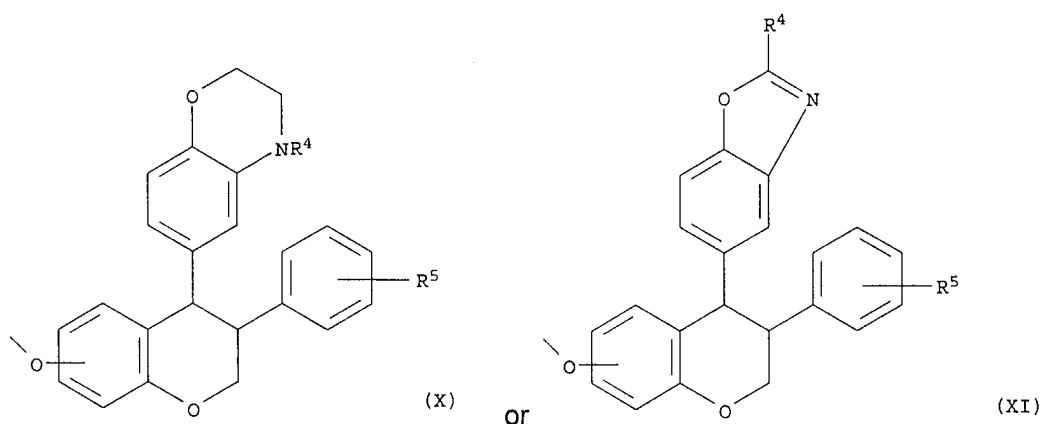
- 5 h) reducing a compound of the formula (VIII) with a suitable reducing agent, preferably by catalytic hydrogenation, to form a compound of the formula (IX)



(IX)

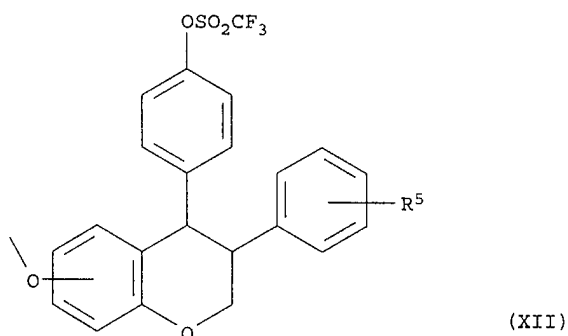
wherein R⁵ is as defined above,

- 10 i) cyclizing a compound of formula (IX) with an appropriate agent to form a compound of the formula (X) or (XI)



wherein R⁴ and R⁵ are as defined above,

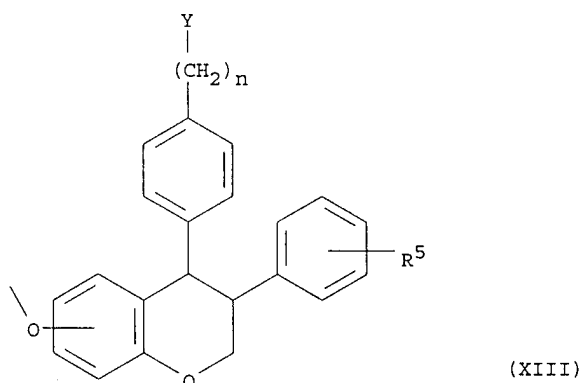
- 5 j) resolving the racemic mixture of (+)- and (-)-enantiomers of a compound of formula (X) or (XI),
- k) deprotecting a (+)-enantiomer of a compound of the formula (X) or (XI) with a suitable deprotection agent, preferably by pyridine hydrochloride fusion, to form a compound of the formula (I); or
- 10 l) reacting a compound of formula (VI) with trifluoromethane sulphonic acid anhydride to form a compound of the formula (XII)



wherein R⁵ is as defined above,

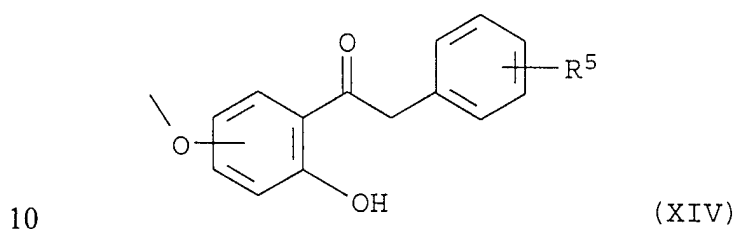
- m) cross-coupling a compound of the formula (XII) with the appropriate cross-coupling

partner to form a compound of the formula (XIII)



wherein n , R^5 and Y are as defined above,

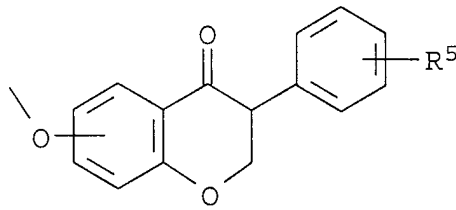
- 5
- n) resolving the racemic mixture of (+)- and (-)-enantiomers of a compound of formula (XIII),
 - o) deprotecting a (+)-enantiomer of a compound of the formula (XIII) with a suitable deprotection agent, preferably by pyridine hydrochloride fusion, to form a compound of the formula (I); or
 - p) cyclizing a compound of the formula (XIV)



wherein R^5 is as defined above,

with paraformaldehyde in the presence of dimethylamine to form a compound of the formula (XV)

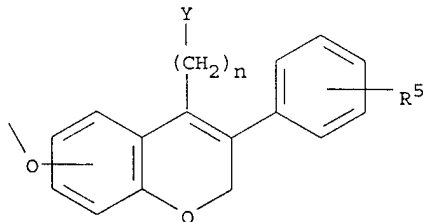
20



(XV)

wherein R^5 is as defined above,

- q) reacting a compound of the formula (XV) with the appropriate Grignard reagent to form a compound of the formula (XVI)

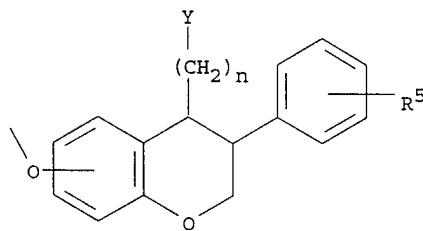


(XVI)

5

wherein n , R^5 and Y are as defined above,

- r) hydrogenating a compound of the formula (XVI) in the presence of a suitable catalyst to form a racemic mixture of (+)- and (-)-enantiomers of a compound of the formula (XVII) with a 3,4-cis configuration



(XVII)

10

wherein n , R^5 and Y are as defined above,

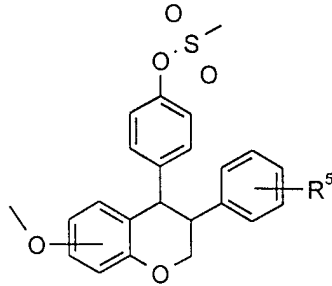
- s) resolving the racemic mixture of (+)- and (-)-enantiomers of a compound of formula (XVII),
- t) deprotecting a (+)-enantiomer of a compound of formula (XVII) with a suitable deprotection agent, preferably by pyridine hydrochloride fusion, to form a compound of the gen-

15

eral formula (I),

- u) reacting a compound of the formula (VI) with methanesulfonylchloride to form a compound of the formula (XVIII)

5

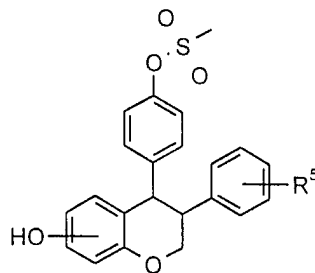


(XVIII)

wherein R⁵ is defined as above,

- 10 v) deprotecting a compound of the formula (XVIII) with a suitable deprotection agent, such as pyridine hydrochloride fusion or boron tribromide, to form a compound of the formula (XIX)

15

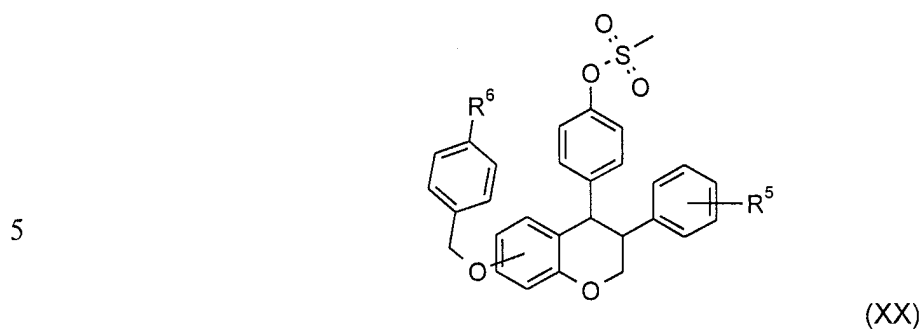


(XIX)

wherein R⁵ is defined as above,

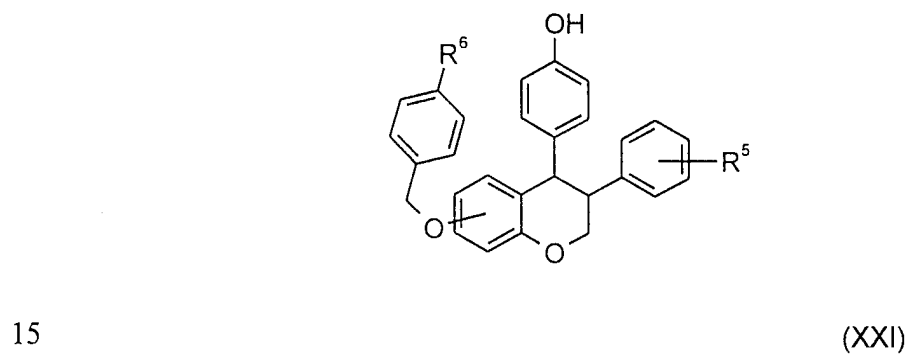
- 20 w) reacting a compound of the formula (XIX) with a suitable protection agent, such as

benzyl bromide or 4-methoxybenzyl bromide, to form a compound of formula (XX)



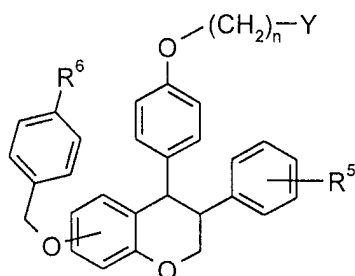
wherein R⁵ is defined as above, and R⁶ is H or methoxy,

- 10 x) deprotecting a compound of the formula (XX) with a suitable deprotection agent, such as sodium or potassium hydroxide in alcohol, to form a compound of formula (XXI)



wherein R⁵ is defined as above, and R⁶ is H or methoxy,

- 20 y) alkylating a compound of the formula (XXI) with an appropriate electrophile to form a compound of the formula (XXII)

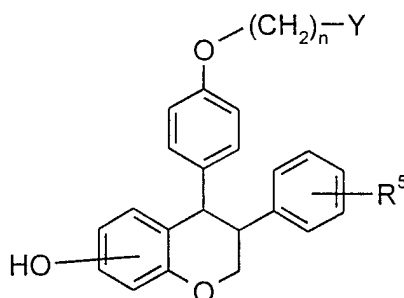


5

(XXII)

wherein n , R^5 and Y is defined as above, and R^6 is H or methoxy,

- z) deprotecting a compound of the formula (XXII) with a suitable deprotection agent,
 10 preferably catalytic hydrogenation for R^6 equals H or a strong acid for R^6 equals methoxy, to form a compound of the formula (XXIII)



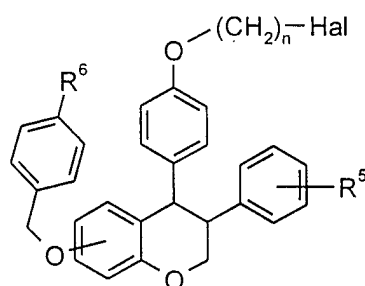
15

(XXIII)

wherein n , R^5 and Y is defined as above,

- aa) Alkylating a compound of the formula (XXI) with an appropriate dihalogenated alkane
 20 such as 1,2-dibromoethane, 1-bromo-2-chloroethane, 1,4-dibromobutane, 1,6-dibromohexane, 1,8-dibromooctane, 1,10-dibromodecane, preferably catalysed by potassium iodide, to form a compound of the formula (XXIV)

24

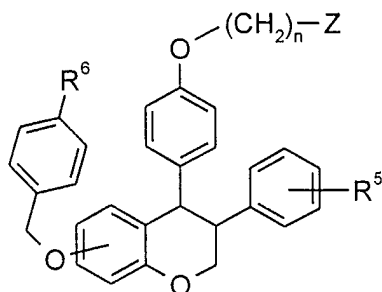


5

(XXIV)

wherein n and R^5 is defined as above, R^6 is H or methoxy, and Hal is chloro, bromo, or iodo,

- 10 bb) reacting a compound of the formula (XXIV) with an appropriate nucleophile, preferably an amine, to form a compound of the formula (XXV)



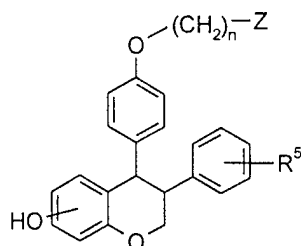
15

(XXV)

- 20 wherein R^6 is H or methoxy, and Z is NHR^4 , NR^4_2 , or a C_3 - C_7 heterocyclic amine optionally containing oxygen or nitrogen, optionally being substituted with 1 to 3 substituents independently selected from the group consisting of H, OH, halogen, nitro, cyano, trihalo- C_1 - C_6 -alkyl, C_1 - C_6 -alkyl and C_1 - C_6 -alkoxy, and n , R^4 , and R^5 is defined as above,

- cc) deprotecting a compound of the formula (XXV) with a suitable deprotection agent, preferably catalytic hydrogenation for R^6 equals H or a strong acid for R^6 equals methoxy, to form a compound of the formula (XXVI)

5



(XXVI)

- 10 wherein R^6 is H or methoxy, and Z is NHR^4 , NR_2^4 , or a C_3 - C_7 heterocyclic amine optionally containing oxygen or nitrogen, optionally being substituted with 1 to 3 substituents independently selected from the group consisting of H, OH, halogen, nitro, cyano, trihalo- C_1 - C_6 -alkyl, C_1 - C_6 -alkyl and C_1 - C_6 -alkoxy, and n, R^4 and R^5 is defined as above.

15

The resolution of racemates carried out in steps e), j) and n) of the above process, may alternatively be carried out after any step of the process which results in a racemic mixture.

Any resolution technique may be used to separate the (+)-enantiomer from the racemic mixture, including diastereomeric salt formation and chiral HPLC.

- 20 The starting benzophenones of the formula (II) are easily prepared via Friedel-Craft acylation of the appropriate dimethyl ether with p-hydroxybenzoic acid followed by selective monodemethylation with hydrobromic acid in acetic acid.

The starting deoxybenzoin of the formula (XIV) are easily prepared via the Hoesch reaction of the appropriate dimethyl ether and the appropriate substituted phenyl acetic acid

derivative followed by selective monodemethylation by hydrobromic acid in acetic acid.

The expression "appropriate electrophile" typically means an alkylhalogenide of the formula $Y-(CH_2)_n-Hlg$, wherein Y is as defined above and Hlg is Cl, Br or I.

5 The cyclization step of the above method can be performed with for example a suitable activated carboxylic acid derivative followed by dehydration.

The expression "appropriate cross-coupling partner" typically means an organometallic reagent together with a transition metal catalyst, for example a Grignard reagent with a Ni(0) catalyst.

10 The expression "appropriate Grignard reagent" typically means an organometallic compound of the formula $M-(CH_2)_n-Y$, wherein M is MgHlg, Hlg is Cl, Br or I and Y is as defined above.

The present invention also relates to pharmaceutical compositions comprising an effective amount of a compound according to the invention and a pharmaceutical carrier or diluent. Such compositions are preferably in the form of an oral dosage unit or parenteral dosage unit.

15 Furthermore, the invention is concerned with a method of treating or preventing estrogen related diseases or syndromes, preferably diseases or syndromes caused by an estrogen-deficient state in a mammal, comprising administering to a subject in need thereof an effective amount of a compound according to the invention.

20 The compounds of this invention are new estrogen agonists and are useful for prevention and treatment of bone loss, prevention and treatment of osteoporosis; the prevention and treatment of cardiovascular disease; treatment and prevention of physiological disorders associated with an excess of neuropeptide Y (e.g. obesity, depression, etc.); and for regulation of glucose metabolism in e.g. non-insulin dependent diabetes melitus; and the prevention and treatment of senile dementia-Alzheimer's type in women. In addition, these
25 estrogen agonists are useful for oral contraception; relief of menopausal symptoms (e.g. hot flushes, urogenital atrophy, depression, mania, schizophrenia, etc.); incontinence; prevention of threatened or habitual abortion; relief of dysmenorrhea; relief of dysfunc-

tional uterine bleeding; an aid in ovarian development; treatment of acne; diminution of excessive growth of body hair in women (hirsutism); treatment of prostatic carcinoma; and the suppression of post-partum lactation. These agents also lower serum cholesterol and have a beneficial effect on plasma lipid profiles.

- 5 While the compounds of this invention are estrogen agonists in bone and cardiovascular tissues, they are also capable of acting as antiestrogens in other estrogen target organs. For example, these compounds can act as antiestrogens in breast tissue and the colon and therefore would be useful for the prevention and treatment of estrogen-dependent cancers such as breast cancers and colon cancers.

10 In vitro estrogen receptor binding assay

An in vitro receptor binding assay was used to determine the estrogen receptor binding affinity of the compounds of this invention. This assay measures the ability of the compounds of this invention to displace ^3H - 17β -estradiol (17β -E2), from estrogen receptor (ER) obtained from rabbit uterus. Experimentally, the ER rich cytosol from rabbit uterine
15 tissue is diluted with ER poor cytosol isolated from rabbit muscle to achieve approximately 20 -25% maximal binding of 0.5 nM ^3H - 17β -E2. For each assay, fresh aliquots of cytosol are thawed on the day of analysis and diluted with assay buffer to ca. 3 mg cytosol protein/ml. The assay buffer (PB) is as follows: 10 mM $\text{K}_2\text{HPO}_4/\text{KH}_2\text{PO}_4$, 1.5 mM K_2EDTA , 10 mM monothioglycerol, 10 mM $\text{Na}_2\text{MoO}_4 \cdot 2\text{H}_2\text{O}$, 10 % glycerol (v/v); pH 7.5. Radio-inert
20 17β -E2 is obtained from Sigma.

Test solutions are prepared in appropriate solvents (ethanol or DMSO) at a concentration of $8 \times 10^{-3}\text{M}$ and serial dilutions prepared with PB or DMSO. Aliquots of 10 μl are incubated in duplicate for each concentration tested in microtitre plates to which have been added 20 μl ^3H - 17β -E2 (assay concentration equals 0.4 nM) and 50 μl cytosol. For
25 control samples as well as maximal binding sample, 10 μl PB is added in lieu of test compound.

Following an 18 -20 hr incubation at 4°C the reaction is terminated with 100 μl DCC slurry [0.5% activated charcoal (Sigma) and 0.005% Dextran T70 (Pharmacia) in PB] added to

ovariectomized animals treated with vehicle;
ovariectomized animals treated with 25 µg estradiol/kg; and
ovariectomized animals treated with 200 µg/kg of test compound.

All compounds are weighed and dissolved in vehicle solvent in sterile saline and the
5 animals are treated daily via subcutaneous injections for 35 days. At the conclusion of the
35 day protocol, the animals are sacrificed and the femora are excised and cleaned of
adherent soft tissue. In rats, the distal 1 cm of the defleshed femora are removed with a
diamond wheel cut-off saw and fixed in 70% ethyl alcohol (in mice the distal .5 cm are
removed and fixed). Following fixation in 70% ethyl alcohol (EtOH) an automated tissue
10 processor was used to dehydrate the bone specimens in an ascending series of alcohol to
100%. The dehydration program was followed by defatting in chloroform and rehydration
in distilled water. All automated tissue processing occurred under vacuum. The hydrated
bones were weighed in air and weighed while suspended in water on a Mettler balance
equipped with a density measurement kit. The weight of each sample in air is divided by
15 the difference between the air weight and the weight in water to determine total bone
density; i.e. organic matrix plus mineral per unit volume of tissue. After the determination
of total bone density the samples are ashed overnight in a muffle furnace at 600 °C. The
mineral density can then be determined by dividing the ash weight of each sample by the
tissue volume (i.e. air weight - weight suspended in water). The mean bone densities (total
20 and mineral bone densities) are calculated for each group and statistical differences from
the vehicle-treated and estrogen-treated controls are determined using computerized
statistical programs.

Cholesterol lowering activity

The effects of the compounds of the present invention on the serum levels of total
25 cholesterol were measured either in blood samples taken from the animals in the bone
density studies described above or from ovariectomized female rats or mice that had been
treated with compound for a period of not less than 28 days. In each type of experiment,
blood from treated animals was collected via cardiac puncture and placed in a tube
containing 30 µl of 5% EDTA/1 ml of blood. Following centrifugation at 2500 rpm for 10

each sample and incubated with continuous shaking for 15 min at 4°C. DCC background counts are assessed using 50 µl of 0.3% BSA in PB in lieu of cytosol.

To separate bound and free ³H-17β-E2, Titertek plates are centrifuged for 10 min (800 x g) at 4°C and aliquots of 100 µl are removed from each sample for scintillation counting using Optiflour scintillation liquid. Standard and control samples are incubated in quadruplicate, while test compounds are incubated in duplicate. The mean counts per minute (cpm) in each sample is calculated, background (DCC) is subtracted, and the percent of maximal 3H-17β-E2 binding is determined. Individual cpm's are plotted against their respective concentrations of test compound (logarithmic scale), and the IC50 expressed as the compound concentration required to displace 50% of the maximal binding.

Bone Mineral Density

Bone mineral density (BMD) as a measure of bone mineral content (BMC) accounts for greater than 80% of a bone's strength. The loss of BMD with ageing and the accelerated loss following the menopause reduce the strength of the skeleton and render specific sites more susceptible to fracture; i.e. most notably the spine, wrist and hip. True bone density can be measured gravimetrically using Archimede's Principle (an invasive technique). The BMD can also be measured non-invasively using dual energy x-ray absorptiometry (DEXA). In our laboratory, we have utilized a gravimetric method to evaluate changes in BMD due to estrogen deficiency in ovariectomized rodents. Following ovariectomy (the surgical removal of the ovaries), the animals are treated with vehicle, 17β-E2 as a positive control, and/or other estrogen agonists. The objective of these investigations is to evaluate the ability of the compounds of this invention to prevent bone loss in rodent models of human disease.

Female Sprague-Dawley rats (ca. 3 to 5 months old), or female Swiss-Webster mice (ca. 3 to 5 months old) underwent bilateral ovariectomy or sham surgery. Following recovery from anesthesia the animals are randomized to the following groups, minimum of 8 animals per group:

sham animals treated with vehicle;

minutes at 20° C the plasma was removed and stored at -20° C until assayed. Cholesterol was measured using a standard enzymatic determination kit purchased from Sigma Diagnostics (Kit No. 352).

Pharmaceutical preparations

5 The compounds of the invention, together with a conventional adjuvant, carrier or diluent, and if desired in the form of a pharmaceutically acceptable acid addition salt thereof, may be placed into the form of pharmaceutical compositions and unit dosages thereof, and in such form may be employed as solids, such as tablets or filled capsules, or liquids, such as solutions, suspensions, emulsions, elixirs, or capsules filled with the same, all for oral
10 use; in the form of suppositories for rectal administration; or in the form of sterile injectable solutions for parenteral use (including subcutaneous administration and infusion). Such pharmaceutical compositions and unit dosage forms thereof may comprise conventional ingredients in conventional proportions, with or without additional active compounds or principles, and such unit dosage forms may contain any suitable effective amount of a
15 compound of the invention commensurate with the intended daily dosage range to be employed. Tablets containing ten (10) milligrams of active ingredient or, more broadly, ten (10) to hundred (100) milligrams, per tablet, are accordingly suitable representative unit dosage forms.

The compounds of this invention can thus be used for the formulation of pharmaceutical
20 preparation, e.g. for oral and parenteral administration to mammals including humans, in accordance with conventional methods of galenic pharmacy.

Conventional excipients are such pharmaceutically acceptable organic or inorganic carrier substances suitable for parenteral or enteral application which do not deleteriously react with the active compounds.

25 Examples of such carriers are water, salt solutions, alcohols, polyethylene glycols, polyhydroxyethoxylated castor oil, gelatine, lactose amylose, magnesium stearate, talc, silicic acid, fatty acid monoglycerides and diglycerides, pentaerythritol fatty acid esters, hydroxymethylcellulose and polyvinylpyrrolidone.

The pharmaceutical preparations can be sterilized and mixed, if desired, with auxiliary agents, emulsifiers, salt for influencing osmotic pressure, buffers and/or colouring substances and the like, which do not deleteriously react with the active compounds.

For parenteral application, particularly suitable are injectable solutions or suspensions, preferably aqueous solutions with the active compound dissolved in polyhydroxylated castor oil.

Ampoules are convenient unit dosage forms.

Tablets, dragees, or capsules having talc and/or carbohydrate carrier or binder or the like, the carrier preferably being lactose and/or corn starch and/or potato starch, are particularly suitable for oral application. A syrup, elixir or the like can be used in cases where a sweetened vehicle can be employed.

Generally, the compounds of this invention are dispensed in unit form comprising 0.05-100 mg in a pharmaceutically acceptable carrier per unit dosage.

The dosage of the compounds according to this invention is 0.1-300 mg/day, preferably 10-100 mg/day, when administered to patients, e.g. humans, as a drug.

A typical tablet which may be prepared by conventional tableting techniques contains:

Active compound	5.0 mg
Lactosum	67.0 mg Ph.Eur.
Avicel™	31.4 mg
Amberlite™IRP 88	1.0 mg
Magnesii stearas	0.25 mg Ph.Eur.

The compounds of the invention may be administered to a subject, e.g., a living animal body, including a human, in need of a compound of the invention, and if desired in the form of a pharmaceutically acceptable acid addition salt thereof (such as the hydrobro-

mide, hydrochloride, or sulphate, in any event prepared in the usual or conventional manner, e.g., evaporation to dryness of the free base in solution together with the acid), ordinarily concurrently, simultaneously, or together with a pharmaceutically acceptable carrier or diluent, especially and preferably in the form of a pharmaceutical composition thereof, whether by oral, rectal, or parenteral (including subcutaneous) route, in an amount which is effective for the treatment of the disease. Suitable dosage ranges are 1-200 milligrams daily, 10-100 milligrams daily, and especially 30-70 milligrams daily, depending as usual upon the exact mode of administration, form in which administered, the indication toward which the administration is directed, the subject involved and the body weight of the subject involved, and the preference and experience of the physician or veterinarian in charge.

The invention is explained more in detail in the below examples, which illustrates the invention. It is not to be considered as limiting the scope of the invention being defined by the appended claims.

EXAMPLE 1

(+)-cis-7-Hydroxy-3-phenyl-4-(4-{2-(pyrrolidin-1-yl)ethoxy}phenyl)chromane

Step 1:

4-(4-Hydroxyphenyl)-7-methoxy-3-phenyl-3-chromene

4-(4-Acetoxyphenyl)-7-methoxy-3-phenyl-coumarin (180 g) was dissolved in toluene (2.1 l) at 70 °C and added to a suspension of lithium aluminium hydride (35.4 g) in tetrahydrofuran (2.1 l). The reaction mixture was kept below 60 °C during the addition. The reaction mixture was cooled down to room temperature. Water (45 ml) was carefully added and then 5 M hydrochloric acid (1.2 l). The mixture was heated to 60 - 65 °C and stirred at for 3 hours. The organic phase was separated. The aqueous phase was extracted with

toluene (250 ml). The combined organic phase was washed with water (250 ml) and evaporated to an oil. The oil was dissolved in boiling ethanol (600 ml). The solution was cooled and water was slowly added (400 ml) and the mixture was seeded. The crystals were filtered off, washed with water/ethanol; 25/75 (200 ml) and dried.

- 5 Yield 126 g (81%) of 4-(4-Hydroxyphenyl)-7-methoxy-3-phenyl-3-chromene. M.p. 156-157 °C. The product was identified by ¹H-NMR and elemental analysis.

Step 2:

cis-4-(4-Hydroxyphenyl)-7-methoxy-3-phenylchromane

- 10 4-(4-Hydroxyphenyl)-7-methoxy-3-phenyl-3-chromene (77.7g) was dissolved in ethanol (1500 ml) at 50 °C. Palladium on carbon, 10 %, 50 % wet (6g) was added to the solution and the mixture was hydrogenated at 55 °C and 1 atmosphere for 8 hours.

The catalyst was filtered off, while the suspension was warm, and the filtrate evaporated to an oil which solidified during the evaporation.

- 15 Yield 74.3 g (95 %), m.p. 188-190 °C. The product was identified by ¹H-NMR and elemental analysis.

Step 3:

cis-7-Methoxy-3-phenyl 4-{4-[2-(pyrrolidin-1-yl)ethoxy]phenyl}chromane.

- 20 *cis-4-(4-Hydroxyphenyl)-7-methoxy-3-phenylchromane* (74.3 g) was dissolved in a mixture of toluene (700 ml), water (12 ml) and sodium hydroxide (24.3 g) by heating the mixture to 75 °C. 2-Chloroethylpyrrolidin hydrochloride (46.2 g) was added in six portions at 75 °C with half an hour between each portion. After the last addition the mixture was heated at 75 °C for 4 hours. Water (1000 ml) was added and the mixture stirred until all salt was
25 dissolved. The aqueous phase was separated and extracted with another portion of

toluene (300 ml). The combined organic phases was dried over potassium carbonate and evaporated to an oil. The oil was dissolved in refluxing methanol (1000 ml) and the product crystallised by cooling in an ice bath.

Yield 79.6 g (83 %), m.p. 113-114 °C. The product was identified by ¹H-NMR and
5 elemental analysis.

Step 4:

(+)-cis-7-Methoxy-3-phenyl-4-{4-[2-(pyrrolidin-1-yl)ethoxy]phenyl}chromane-(+)-O,O'-ditoluoyltartrate.

10 cis-7-Methoxy-3-phenyl-4-{4-[2-(pyrrolidin-1-yl)ethoxy]phenyl}chromane (21.5 g) was dissolved in 2-propanol (300 ml with (+)-O,O'-ditoluoyltartaric acid (19.3 g). The mixture was stirred at ambient temperature overnight. The precipitate was filtered off. The crystals were recrystallised 5 times from 2-propanol (300 to 150 ml). The enantiomeric purity was determined by Chiral HPLC to be better than 96.7 %. Chiral HPLC system: Column:
15 ChiraDex 5 μ , 250 x 4 mm (Merck). Eluent: 70 % methanol/buffer (0.25 % triethylammonium acetate, pH = 5.2). Flow: 0.5 ml/min. Detector: UV 220 nm.

Yield 2.7 g (13 %), m.p. 93-96 °C.

The product was identified by ¹H-NMR and elemental analysis. The compound crystallised with half a mole of crystal bound 2-propanol.

20

Step 5:

(+)-cis-7-Hydroxy-3-phenyl-4-{4-[2-(pyrrolidin-1-yl)ethoxy]phenyl}chromane

The base was liberated from (+)-cis-7-methoxy-3-phenyl-4-{4-[2-(pyrrolidin-1-yl)ethoxy]-phenyl}chromane (+)-O,O'-ditoluoyltartrate (2.5 g) by dissolving in a mixture of toluene (30
25 ml) and water (30 ml) made alkaline (pH = 9-10) with sodium hydroxide (2 ml, 32.5 %).

The aqueous phase was extracted with another portion of toluene (20 ml). The combined organic phase was dried over potassium carbonate and evaporated. The oil was dissolved in pyridine (20 ml). Concentrated hydrochloric acid (24 ml) was added and the water removed from the mixture by distillation until the bottom temperature in the reaction vessel reached 150 °C. The heating was maintained for 5 hours. The mixture was cooled down to room temperature, water (30 ml) and toluene (30 ml) was added and the mixture made alkaline (pH = 10) with sodium hydroxide (32.5 %). The organic phase was separated and the aqueous phase was extracted with another portion of toluene (30 ml). The combined organic phases was dried over potassium carbonate and evaporated. The oil was dissolved in ethanol (100 ml) , made pH = 2 with conc. hydrochloric acid. The solution was neutralised with sodium hydroxide to pH = 7. The precipitate was filtered off and washed with ethanol and washed thoroughly with water.

Yield 0.4 g (31 %), m.p. 219-221 °C, $[\alpha]_D^{20} = +331^\circ$ (c=0.989 % in ethanol/3M HCl, 80/20).

The enantiomeric purity of the product was verified by Chiral HPLC to be better than 98 %. Chiral HPLC system: Column: ChiraDex 5 μ , 250 x 4 mm (Merck); Eluent: 70 % methanol/buffer (0.25 % triethylammonium acetate, pH = 5.2). Flow: 0.5 ml/min. Detector: UV 220 nm. The product was identified by ¹H-NMR and elemental analysis.

EXAMPLE 2

(+)-cis-7-Hydroxy-4-(4-(2-pyrrolidinoethoxy)phenyl)-3-(4-(trifluoromethyl)phenyl)-chromane

Step 1:

4-(4-Acetoxyphenyl)-7-methoxy-3-(4-(trifluoromethyl)phenyl)coumarin

A mixture of (2-hydroxy-4-methoxyphenyl)-(4-hydroxyphenyl)-methanone (7.33 g, 30.0 mmol), acetic anhydride (15 ml), triethylamine (5.5 ml, 39.5 mmol), and 4-(trifluoromethyl)phenyl acetic acid (4.63 g, 30.0 mmol) was stirred at 135°C for 18 h, and

the resulting orange coloured solution poured into water (120 ml) and stirred for 3 h. The resulting mixture of aqueous solution plus sticky solid was diluted with ethyl acetate (300 ml) to dissolve the solid, and the organic layer separated. The aqueous phase was further extracted with ethyl acetate (2 x 100 ml). The combined organic extracts were washed
5 with water, saturated sodium chloride solution, dried over sodium sulfate and evaporated to give a yellow/orange solid, which was recrystallised from 6:1 ethanol/water (350 ml) to give the product as a colourless solid, which was vacuum dried.

Yield 9.56 g (70%) of 4-(4-acetoxyphenyl)-7-methoxy-3-(4-(trifluoromethyl)phenyl)-coumarin. M.p. 198-201°C (aqueous ethanol). ¹H-NMR (CDCl₃, 300 MHz) δ: 2.31 (s, 3H),
10 3.90 (s, 3H), 6.79 (dd, 1H), 6.93 (d, 1H), 7.05-7.15 (m, 4H), 7.17 (d, 1H), 7.21-7.27 (m, 2H), 7.42-7.49 (m, 2H). LRMS (EI) 454 (M⁺), 412, 384, 369, 43. Elemental analysis: calculated for C₂₅H₁₇F₃O₅; C, 66.08; H, 3.77%; found C, 66.04; H, 3.77%.

Step 2:

15 4-(4-Hydroxyphenyl)-7-methoxy-3-(4-(trifluoromethyl)phenyl)chrom-3-ene

Lithium aluminium hydride (0.76 g, 20.03 mmol) was added in small portions to a stirred tetrahydrofuran (200 ml) solution of 4-(4-acetoxyphenyl)-7-methoxy-3-(4-(trifluoromethyl)phenyl)-coumarin (4.54 g, 9.99 mmol). After complete addition, the mixture was stirred at room temperature for 30 min., then treated dropwise with 6M hydrochloric
20 acid (30 ml). The resulting mixture was heated to 60-65°C for 3 h, cooled and diluted with water (100 ml) and ethyl acetate (50 ml). The aqueous layer was separated and further extracted with ethyl acetate (3 x 100 ml). The combined organic solutions were washed with saturated aqueous sodium chloride, dried over sodium sulfate and evaporated to give an orange solid. This was recrystallised from ethanol/water (65 ml, 10:3) to give the first
25 crop of solid product as colourless needles. The mother liquors were evaporated to give an orange gum, which was subjected to a second aqueous ethanol recrystallisation to give a second crop of colourless needles. The solids were combined and vacuum dried.

Yield 3.59 g (91%) of 4-(4-hydroxyphenyl)-7-methoxy-3-(4-(trifluoromethyl)phenyl)-chrom-
3-ene. M.p. 169-171°C. ¹H-NMR (CDCl₃, 300 MHz) δ: 3.80 (s, 3H), 4.85 (bs, 1H), 5.05 (s,
2H), 6.42 (dd, 1H), 6.52 (d, 1H), 6.72-6.82 (m, 3H), 6.96 (dm, 2H), 7.07 (dm, 2H), 7.40
(dm, 2H). LRMS (EI) 398 (M⁺), 305 (M-PhOH), 253 (M- PhCF₃). Elemental analysis:
5 calculated for C₂₃H₁₇F₃O₃; C, 69.34; H, 4.30%; found C, 69.00; H, 4.27%.

Step 3:

(±)-cis-4-(4-Hydroxyphenyl)-7-methoxy-3-(4-(trifluoromethyl)phenyl)chromane

10 Palladium on carbon (10%, 0.40 g, 0.4 mmol) was added to a stirred solution of 4-(4-
hydroxyphenyl)-7-methoxy-3-(4-(trifluoromethyl)phenyl)chrom-3-ene (2.99 g, 7.51 mmol)
in ethanol, (100 ml) and the mixture hydrogenated at room temperature for 24 h. The
catalyst was removed by filtration, and the solvent evaporated to give an off-white solid
which was purified by recrystallisation from 50 ml ethanol. This gave the first crop of
15 product as colourless needles. The mother liquors were evaporated and the recrystallisa-
tion repeated from aqueous ethanol, to give a second crop of colourless needles. The
solids were combined and vacuum dried.

Yield 2.52 g (82%) of (±)-cis-4-(4-hydroxyphenyl)-7-methoxy-3-(4-
(trifluoromethyl)phenyl)chromane. M.p. 211-213°C. ¹H-NMR (CDCl₃, 300 MHz) δ:

20 3.63 (ddd, 1H), 3.81 (s, 3H), 4.20-4.28 (m, 2H), 4.44 (dd, 1H), 4.60 (bs, 1H), 6.43-6.58 (m,
6H), 6.79 (dm, 2H), 6.84 (d, 1H), 7.41 (dm, 2H). LRMS (EI) 400 (M⁺), 227, 211. Elemental
analysis: calculated for C₂₃H₁₉F₃O₃; C, 68.99; H, 4.78%; found C, 69.06; H, 4.78%.

Step 4:

(±)-cis-7-methoxy-4-(4-(2-pyrrolidinoethoxy)phenyl)-3-(4-(trifluoromethyl)-phenyl)chromane

A mixture of *(±)-cis-4-(4-hydroxyphenyl)-7-methoxy-3-(4-(trifluoromethyl)phenyl)-chromane* (0.801 g, 2.00 mmol), potassium carbonate (2.76 g, 19.97 mmol), sodium iodide (0.01 g, 0.07 mmol), 1-(2-chloroethyl)pyrrolidine hydrochloride, (0.38 g, 2.23 mmol) and acetone, (100 ml) was stirred at 60°C, under reflux, for 24 h. The resulting mixture was filtered and the solvent evaporated to give a colourless gum, which solidified on cooling. The crude solid was recrystallised from 20 ml ethanol to give the product as colourless needles, which contained 0.5 equivalents of ethanol of crystallisation after vacuum drying.

Yield 0.926 g (88%) of *(±)-cis-7-methoxy-4-(4-(2-pyrrolidinoethoxy)phenyl)-3-(4-(trifluoromethyl)phenyl)chromane*. M.p. 119-120°C. ¹H-NMR (CDCl₃, 300 MHz) δ: 1.75-1.85 (m, 4H), 2.55-2.65 (m, 4H), 2.85 (t, 2H), 3.62 (ddd, 1H), 3.81 (s, 3H), 4.01 (t, 2H), 4.19-4.28 (m, 2H), 4.44 (dd, 1H), 6.44-6.54 (m, 4H), 6.64 (dm, 2H), 6.78 (dm, 2H), 6.84 (d, 1H), 7.40 (dm, 2H). LRMS (EI) 497 (M⁺), 84 (C₅H₁₀N).

Step 5:

(±)-cis-7-Hydroxy-4-(4-(2-pyrrolidinoethoxy)phenyl)-3-(4-(trifluoromethyl)-phenyl)chromane

A mixture of *(±)-cis-7-methoxy-4-(4-(2-pyrrolidinoethoxy)phenyl)-3-(4-(trifluoromethyl)-phenyl)chromane* (0.30 g, 0.60 mmol) and anhydrous pyridine hydrochloride (3.50 g, 30.3 mmol) was heated to 150-155°C as a melt for 18 hours. The mixture was cooled to room temperature, and the resulting orange coloured wax dissolved in a mixture of water (50 ml), hot ethanol (20 ml) and dichloromethane (100 ml). The aqueous layer was basified to pH 14 by adding 10M sodium hydroxide, then 1M hydrochloric acid was added until pH 8-9. The organic layer was collected and the aqueous layer further extracted with dichloromethane (2 x 75 ml). The combined organics were washed with saturated sodium chloride, dried over magnesium sulfate and evaporated to a dark coloured gum, which

was purified by column chromatography on silica gel, with 6% methanol in dichloromethane as eluent, giving the product as a colourless solid.

Yield 0.20 g (68%) of (\pm)-cis-7-hydroxy-4-(4-(2-pyrrolidinoethoxy)phenyl)-3-(4-(trifluoromethyl)phenyl)chromane. M.p. 100°C (dec). $^1\text{H-NMR}$ (CDCl_3 , 300 MHz) δ : 1.80-1.95 (m, 4H), 2.65-2.82 (m, 4H), 2.82-2.94 (m, 1H), 3.0-3.12 (m, 1H), 3.62 (ddd, 1H), 3.77-4.08 (m, 2H), 4.16 (dd, 1H), 4.21 (d, 1H), 4.38 (dd, 1H), 6.36 (dd, 1H), 6.41 (d, 1H), 6.41-6.45 (m, 4H), 6.72-6.79 (m, 3H), 7.37-7.44 (m, 2H), phenol OH not observed. LRMS (EI) 483 (M^+), 84 ($\text{C}_5\text{H}_{10}\text{N}$, 100%). Analytical chiral HPLC: {Chiradex 5 μm , 250 x 4 mm column; 70% methanol, 30% buffer (0.25%w/w triethylammonium acetate, pH 5.20); 0.5 ml/min flow rate; 220 nm UV detection} enantiomer signals at R_t = 22.7 and 38.6 min.

Step 6:

(+)-cis-7-hydroxy-4-(4-(2-pyrrolidinoethoxy)phenyl)-3-(4-(trifluoromethyl)phenyl)-chromane

The title compound was separated from the racemic mixture, (\pm)-cis-7-hydroxy-4-(4-(2-pyrrolidinoethoxy)phenyl)-3-(4-(trifluoromethyl)phenyl)chromane, by means of preparative chiral HPLC on a Chiradex 5 μm , 250 x 25 mm column. The title compound was the more rapidly eluted enantiomer.

Yield 25.9 mg of (+)-cis-7-hydroxy-4-(4-(2-pyrrolidinoethoxy)phenyl)-3-(4-(trifluoromethyl)phenyl)chromane. Analytical chiral HPLC: {Chiradex 5 μm , 250x4 mm column; 70% methanol, 30% (0.25%w/w triethylammonium acetate, pH 5.20) eluent; 0.5 ml/min flow; 220 nm UV detection}. R_t = 22.7 min, >99% ee. $^1\text{H-NMR}$ (CDCl_3 , 300 MHz) δ : 1.80-1.95 (m, 4H), 2.65-2.82 (m, 4H), 2.82-2.94 (m, 1H), 3.0-3.12 (m, 1H), 3.62 (ddd, 1H), 4.01 (t, 2H), 4.16 (dd, 1H), 4.21 (d, 1H), 4.38 (dd, 1H), 6.36 (dd, 1H), 6.41 (d, 1H), 6.41-6.45 (m, 4H), 6.72-6.79 (m, 3H), 7.37-7.44 (m, 2H), phenol OH not observed. $[\alpha]_D^{20}$ = +246.2° (c = 1.0% in methanol).

EXAMPLE 3

(+)-cis-7-Hydroxy-3-(4-methylphenyl)-4-(4-(2-pyrrolidinoethoxy)phenyl)chromane

The title compound was prepared in a manner exactly analogous to that described for
5 Example 2, with substitution of 4-methylphenyl acetic acid for the 4-(trifluoromethyl)phenyl
acetic acid used in Step 1.

Thus (±)-cis-7-methoxy-3-(4-methylphenyl)-4-(4-(2-pyrrolidinoethoxy)phenyl)-chromane
was de-methylated by heating with pyridine hydrochloride to give the racemic mixture, (±)-
cis-7-hydroxy-3-(4-methylphenyl)-4-(4-(2-pyrrolidinoethoxy)phenyl)chromane. The title
10 compound was then separated from this racemic mixture by means of preparative chiral
HPLC {Chiradex 5 μ m, 250 x 25 mm column; flow = 20 ml/min; 50% methanol, 50% buffer
(0.2% aqueous triethylammonium acetate, pH 3.5) eluent, 220 nm UV detection}. The title
compound was the more rapidly eluted enantiomer, Rt = 10-18 min.

Yield 14.7 mg of (+)-cis-7-hydroxy-3-(4-methylphenyl)-4-(4-(2-pyrrolidinoethoxy)-
15 phenyl)chromane. Analytical chiral HPLC: {Chiradex 5 μ m, 250 x 4 mm column; 40%
methanol, 60% (0.1%w/w triethylammonium acetate, pH 4.20) eluent; 0.8 ml/min flow; 220
nm UV detection}. Rt = 13.8 min, >99% ee. ¹H-NMR (MeOH-d₄, 300 MHz) δ : 1.78-1.93
(m, 4H), 2.25 (s, 3H), 2.67-2.84 (m, 4H), 2.94 (t, 2H), 3.47 (ddd, 1H), 4.03 (t, 2H), 4.13
(dd, 1H), 4.19 (d, 1H), 4.37 (dd, 1H), 6.30 (dd, 1H), 6.34 (d, 1H), 6.51 (dm, 2H), 6.58 (dm,
20 2H), 6.62 (dm, 2H), 6.67 (d, 1H), 6.93 (dm, 2H), phenol OH not observed. $[\alpha]_D^{20} = +303.4^\circ$
(c = 0.62% in methanol).

EXAMPLE 4

(+)-cis-7-Hydroxy-3-(3-hydroxyphenyl)-4-(4-(2-pyrrolidinoethoxy)phenyl)chromane

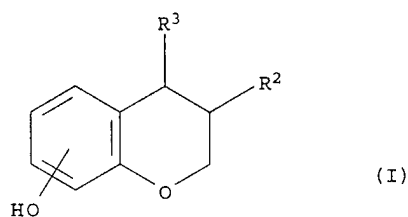
The title compound was prepared in a manner exactly analogous to that described for Example 2, with substitution of 3-methoxyphenyl acetic acid for the 4-(trifluoromethyl)-phenyl acetic acid used in Step 1.

Thus (\pm)-cis-7-methoxy-3-(3-methoxyphenyl)-4-(4-(2-pyrrolidinoethoxy)phenyl)-chromane
5 was de-methylated by heating with pyridine hydrochloride to give the racemic mixture, (\pm)-cis-7-hydroxy-3-(3-hydroxyphenyl)-4-(4-(2-pyrrolidinoethoxy)-phenyl)chromane. The title compound was then separated from this racemic mixture by means of preparative chiral HPLC {Chiradex 5 μ m, 250 x 25 mm column; flow = 20 ml/min; 40% methanol, 60% buffer (0.2% aqueous triethylammonium acetate, pH 3.5) eluent, 220 nm UV detection}. The title
10 compound was the more rapidly eluted enantiomer, Rt = 22-34 min.

Yield 20.9 mg of (+)-cis-7-hydroxy-3-(3-hydroxyphenyl)-4-(4-(2-pyrrolidinoethoxy)-phenyl)chromane. Analytical chiral HPLC: {Chiradex 5 μ m, 250 x 4 mm column; 40% methanol, 60% (0.1%w/w triethylammonium acetate, pH 4.20) eluent; flow = 0.8 ml/min; 220 nm UV detection}. Rt = 11.4 min, 95.2% ee. ¹H-NMR (MeOH-d₄, 300 MHz) δ : 1.80-
15 1.95 (m, 4H), 2.72-2.90 (m, 4H), 3.00 (t, 2H), 3.44 (ddd, 1H), 4.05 (t, 2H), 4.15 (dd, 1H), 4.21 (d, 1H), 4.34 (dd, 1H), 6.14 (m, 1H), 6.23 (dm, 1H), 6.31 (dd, 1H), 6.34 (d, 1H), 6.50-6.59 (m, 3H), 6.60-6.71 (m, 3H), 6.93 (dd, 1H), phenol OH signals not observed. $[\alpha]_D^{20} = +278.0^\circ$ (c = 0.87% in methanol).

Claims

1. A (+)-enantiomer of a compound of the formula I in which substituents R² and R³ are arranged in cis-configuration:



wherein:

10 R² is phenyl optionally substituted with 1 to 5 substituents independently selected from the group consisting of H, OH, halogen, nitro, cyano, SH, SR⁴, trihalo-C₁-C₆-alkyl, C₁-C₆-alkyl, C₁-C₆-alkoxy and phenyl;

R³ is:

(a) phenyl substituted with -X-(CH₂)_n-Y, wherein:

X is a valency bond, O or S,

n is an integer in the range of 1 to 12,

15 Y is H, halogen, OH, OR⁴, NHR⁴, NR₂⁴, NHCOR⁴, NHSO₂R⁴, CONHR⁴, CONR₂⁴, COOH, COOR⁴, SO₂R⁴, SOR⁴, SONHR⁴, SONR₂⁴, a C₃-C₇ heterocyclic ring, saturated or unsaturated, containing one or two heteroatoms independently selected from the group consisting of O, S and N, optionally being substituted with 1 to 3 substituents independently selected from the group consisting of H, OH, halogen,
20 nitro, cyano, SH, SR⁴, trihalo-C₁-C₆-alkyl, C₁-C₆-alkyl and C₁-C₆-alkoxy; or

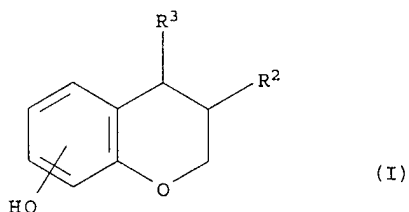
(b) $-(\text{CH}_2)_n\text{-Y}$ wherein n and Y are as defined above; or

(c) phenyl fused to a $\text{C}_3\text{-C}_7$ heterocyclic ring, saturated or unsaturated, containing one or two heteroatoms independently selected from the group consisting of O, S and N, optionally being substituted with 1 to 3 substituents independently selected from the group consisting of H, OH, halogen, nitro, cyano, SH, SR^4 , trihalo- $\text{C}_1\text{-C}_6\text{-alkyl}$, $\text{C}_1\text{-C}_6\text{-alkyl}$ and $\text{C}_1\text{-C}_6\text{-alkoxy}$; and

R^4 is $\text{C}_1\text{-C}_6\text{-alkyl}$;

and pharmaceutically acceptable esters, ethers and salts thereof.

2. A (+)-enantiomer of a compound of the formula I in which substituents R^2 and R^3 are arranged in cis-configuration:



wherein:

R^2 is phenyl optionally substituted with 1 to 3 substituents independently selected from the group consisting of H, OH, halogen, nitro, cyano, SH, SR^4 , trihalo- $\text{C}_1\text{-C}_6\text{-alkyl}$, $\text{C}_1\text{-C}_6\text{-alkyl}$ and $\text{C}_1\text{-C}_6\text{-alkoxy}$;

R^3 is:

(a) phenyl substituted with $-\text{X}-(\text{CH}_2)_n\text{-Y}$, wherein:

X is a valency bond, O or S,

n is an integer in the range of 1 to 12,

Y is H, OH, OR⁴, NHR⁴, NR₂⁴, NHCOR⁴, NHSO₂R⁴, CONHR⁴, CONR₂⁴, COOH, COOR⁴, SO₂R⁴, SOR⁴, SONHR⁴, SONR₂⁴, a C₃-C₇ heterocyclic ring, saturated or unsaturated, containing one or two heteroatoms independently selected from the group consisting of O, S and N, optionally being substituted with 1 to 3 substituents independently selected from the group consisting of H, OH, halogen, nitro, cyano, SH, SR⁴, trihalo-C₁-C₆-alkyl, C₁-C₆-alkyl and C₁-C₆-alkoxy; or

5

(b) -(CH₂)_n-Y wherein n and Y are as defined above; or

(c) phenyl fused to a C₃-C₇ heterocyclic ring, saturated or unsaturated, containing one or two heteroatoms independently selected from the group consisting of O, S and N, optionally being substituted with 1 to 3 substituents independently selected from the group consisting of H, OH, halogen, nitro, cyano, SH, SR⁴, trihalo-C₁-C₆-alkyl, C₁-C₆-alkyl and C₁-C₆-alkoxy; and

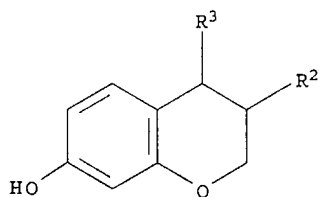
10

R⁴ is C₁-C₆-alkyl;

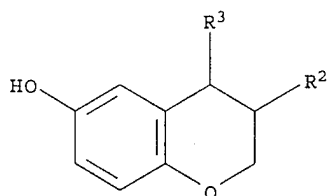
15

and pharmaceutically acceptable esters, ethers and salts thereof.

3. A compound according to claim 1 or 2 having the formula



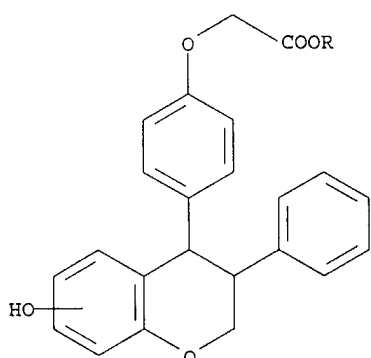
(Ia), or



(Ib)

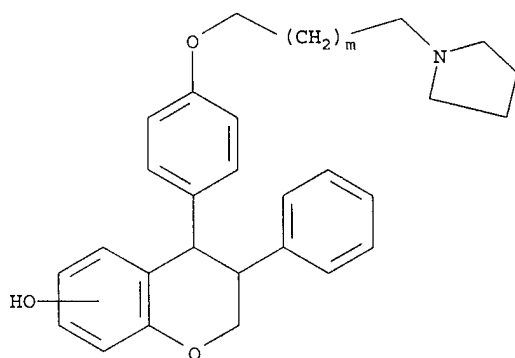
wherein R¹, R² and R³ are as defined above.

4. A compound according to any one of the preceding claims in which R^2 is phenyl optionally substituted with 1 to 5 substituents independently selected from the group consisting of OH, halogen, nitro, cyano, SH, SR^4 , trihalo- C_1-C_6 -alkyl, C_1-C_6 -alkyl and C_1-C_6 -alkoxy.
5. A compound according to any one of the preceding claims in which R^2 is phenyl optionally substituted with 1 to 3 substituents independently selected from the group consisting of OH, halogen, nitro, cyano, SH, SR^4 , trihalo- C_1-C_6 -alkyl, C_1-C_6 -alkyl and C_1-C_6 -alkoxy.
6. A compound according to any one of the preceding claims in which R^3 is phenyl substituted with $-X-(CH_2)_n-Y$, wherein:
- 10 X is a valency bond, O or S,
- n is an integer in the range of 1 to 12,
- Y is H, OH, OR^4 , NHR^4 , NR_2^4 , $NHCOR^4$, $NHSO_2R^4$, $CONHR^4$, $CONR_2^4$, COOH, $COOR^4$, SO_2R^4 , SOR^4 , $SONHR^4$, $SONR_2^4$, a C_3-C_7 heterocyclic ring, saturated or unsaturated, containing one or two heteroatoms independently selected from the group consisting of O, S and N, optionally being substituted with 1 to 3 substituents independently selected from the group consisting of H, OH, halogen, nitro, cyano, SH, SR^4 , trihalo- C_1-C_6 -alkyl, C_1-C_6 -alkyl and C_1-C_6 -alkoxy.
- 15
7. A compound according to any one of the preceding claims wherein R^3 is $-(CH_2)_n-Y$ wherein n and Y are as defined above.
- 20
8. A compound according to any one of the preceding claims wherein R^3 is phenyl fused to a C_3-C_7 heterocyclic ring, saturated or unsaturated, containing one or two heteroatoms independently selected from the group consisting of O, S and N, optionally being substituted with 1 to 3 substituents independently selected from the group consisting of H, OH, halogen, nitro, cyano, SH, SR^4 , trihalo- C_1-C_6 -alkyl, C_1-C_6 -alkyl and C_1-C_6 -alkoxy.
- 25
9. A compound according to claim 1 or 2 having the formula



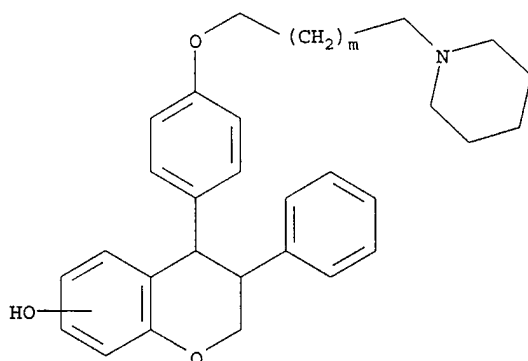
wherein R is H or C₁-C₆ alkyl.

10. A compound according to claim 1 or 2 having the formula



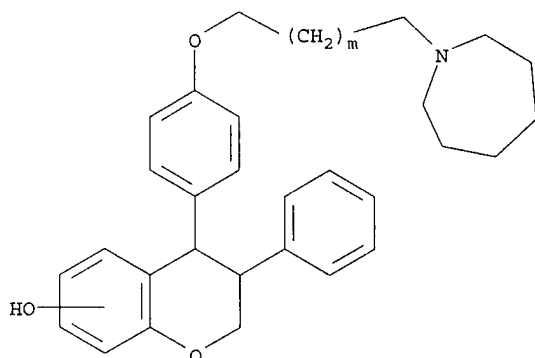
5 wherein m is an integer from 0 to 10.

11. A compounds according to claim 1 or 2 having the formula



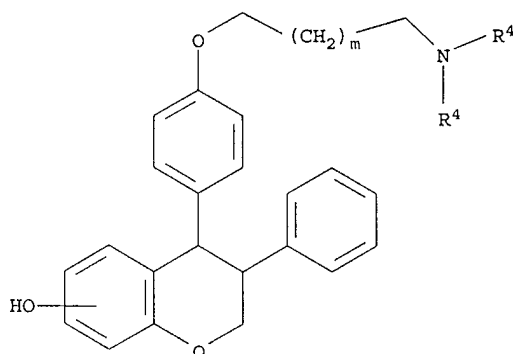
wherein m is as defined above.

12. A compound according to claim 1 or 2 having the formula



wherein m is as defined above.

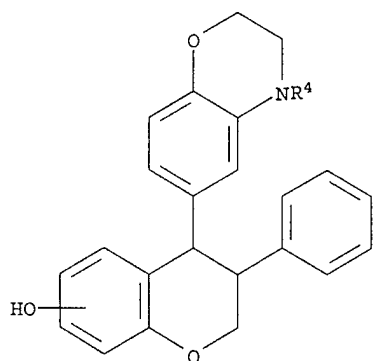
13. A compound according to claim 1 or 2 having the formula



5

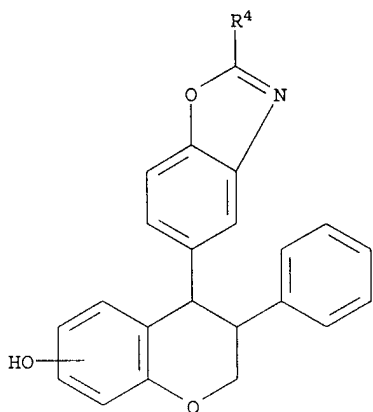
wherein m is as defined above and both R⁴ independently are as defined above.

14. A compound according to claim 1 or 2 having the formula



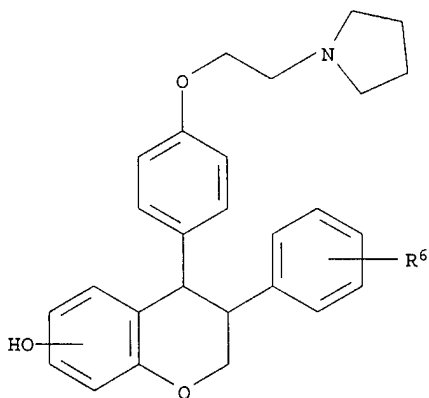
wherein R⁴ is as defined above.

15. A compound according to claim 1 or 2 having the formula



wherein R⁴ is as defined above.

5 16. A compound according to claim 1 or 2 having the formula



wherein R⁶ represents one or more of the following substituents: methoxy, hydroxy, trifluoromethyl, fluoro and chloro.

17. A compound according to claim 1 or 2 selected from the following:

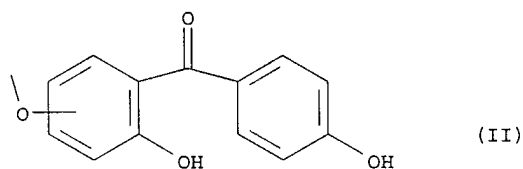
- 10 (+)-*cis*-4-(4-(Carboxymethoxy)phenyl)-7-hydroxy-3-phenylchromane,
 (+)-*cis*-7-Hydroxy-4-(4-(methoxycarbonylmethoxy)phenyl)-3-phenylchromane,
 (+)-*cis*-4-(4-(Ethoxycarbonylmethoxy)phenyl)-7-hydroxy-3-phenylchromane,

- (+)-*cis*-4-(4-(Benzyloxycarbonylmethoxy)phenyl)-7-hydroxy-3-phenylchromane,
(+)-*cis*-7-Hydroxy-3-phenyl-4-(4-(2-pyrrolidinoethoxy)phenyl)chromane,
(+)-*cis*-7-Hydroxy-3-phenyl-4-(4-(3-pyrrolidinopropoxy)phenyl)chromane,
(+)-*cis*-7-Hydroxy-3-phenyl-4-(4-(4-pyrrolidinobutoxy)phenyl)chromane,
5 (+)-*cis*-7-Hydroxy-3-phenyl-4-(4-(5-pyrrolidinopentoxy)phenyl)chromane,
(+)-*cis*-7-Hydroxy-3-phenyl-4-(4-(6-pyrrolidinohexyloxy)phenyl)chromane,
(+)-*cis*-7-Hydroxy-3-phenyl-4-(4-(7-pyrrolidinoheptyloxy)phenyl)chromane,
(+)-*cis*-7-Hydroxy-3-phenyl-4-(4-(8-pyrrolidinooctyloxy)phenyl)chromane,
(+)-*cis*-7-Hydroxy-3-phenyl-4-(4-(9-pyrrolidinononyloxy)phenyl)chromane,
10 (+)-*cis*-7-Hydroxy-3-phenyl-4-(4-(10-pyrrolidinodecyloxy)phenyl)chromane,
(+)-*cis*-7-Hydroxy-3-phenyl-4-(4-(11-pyrrolidinoundecyloxy)phenyl)chromane,
(+)-*cis*-7-Hydroxy-3-phenyl-4-(4-(12-pyrrolidinododecyloxy)phenyl)chromane,
(+)-*cis*-7-Hydroxy-3-phenyl-4-(4-(2-piperidinoethoxy)phenyl)chromane,
(+)-*cis*-7-Hydroxy-3-phenyl-4-(4-(3-piperidinopropoxy)phenyl)chromane,
15 (+)-*cis*-7-Hydroxy-3-phenyl-4-(4-(4-piperidinobutoxy)phenyl)chromane,
(+)-*cis*-7-Hydroxy-4-(4-(2-perhydroazepinoethoxy)phenyl)-3-phenylchromane,
(+)-*cis*-7-Hydroxy-4-(4-(3-perhydroazepinopropoxy)phenyl)-3-phenylchromane,
(+)-*cis*-7-Hydroxy-4-(4-(4-perhydroazepinobutoxy)phenyl)-3-phenylchromane,
(+)-*cis*-4-(4-(2-Dimethylaminoethoxy)phenyl)-7-hydroxy-3-phenylchromane,
20 (+)-*cis*-4-(4-(2-Diethylaminoethoxy)phenyl)-7-hydroxy-3-phenylchromane,
(+)-*cis*-4-(4-(2-(N-Ethyl-N-methylamino)ethoxy)phenyl)-7-hydroxy-3-phenylchromane,
(+)-*cis*-4-(4-(3-Dimethylaminopropoxy)phenyl)-7-hydroxy-3-phenylchromane,
(+)-*cis*-4-(4-(4-Dimethylaminobutoxy)phenyl)-7-hydroxy-3-phenylchromane,
(+)-*cis*-4-(2,3-Dihydro-1,4-benzoxazin-6-yl)-7-hydroxy-3-phenylchromane,
25 (+)-*cis*-7-Hydroxy-4-(4-methyl-2,3-dihydro-1,4-benzoxazin-6-yl)-3-phenylchromane,
(+)-*cis*-4-(4-Ethyl-2,3-dihydro-1,4-benzoxazin-6-yl)-7-hydroxy-3-phenylchromane,
(+)-*cis*-7-Hydroxy-3-(4-hydroxyphenyl)-4-(4-(2-pyrrolidinoethoxy)phenyl)chromane,
(+)-*cis*-7-Hydroxy-3-(4-trifluoromethylphenyl)-4-(4-(2-pyrrolidinoethoxy)phenyl)chromane,
(+)-*cis*-7-Hydroxy-3-(4-fluorophenyl)-4-(4-(2-pyrrolidinoethoxy)phenyl)chromane,
30 (+)-*cis*-3-(4-Chlorophenyl)-7-hydroxy-4-(4-(2-pyrrolidinoethoxy)phenyl)chromane,
(+)-*cis*-3-(3,4-Dimethoxyphenyl)-7-hydroxy-4-(4-(2-pyrrolidinoethoxy)phenyl)chromane,
(+)-*cis*-7-Hydroxy-3-(pentafluorophenyl)-4-(4-(2-pyrrolidinoethoxy)phenyl)chromane,
(+)-*cis*-4-(4-(Carboxymethoxy)phenyl)-6-hydroxy-3-phenylchromane,
(+)-*cis*-6-Hydroxy-4-(4-(methoxycarbonylmethoxy)phenyl)-3-phenylchromane,

- (+)-*cis*-4-(4-(Ethoxycarbonylmethoxy)phenyl)-6-hydroxy-3-phenylchromane,
(+)-*cis*-4-(4-(Benzyloxycarbonylmethoxy)phenyl)-6-hydroxy-3-phenylchromane,
(+)-*cis*-6-Hydroxy-3-phenyl-4-(4-(2-pyrrolidinoethoxy)phenyl)chromane,
(+)-*cis*-6-Hydroxy-3-phenyl-4-(4-(3-pyrrolidinopropoxy)phenyl)chromane,
5 (+)-*cis*-6-Hydroxy-3-phenyl-4-(4-(4-pyrrolidinobutoxy)phenyl)chromane,
(+)-*cis*-6-Hydroxy-3-phenyl-4-(4-(5-pyrrolidinopentoxy)phenyl)chromane,
(+)-*cis*-6-Hydroxy-3-phenyl-4-(4-(6-pyrrolidinohexyloxy)phenyl)chromane,
(+)-*cis*-6-Hydroxy-3-phenyl-4-(4-(7-pyrrolidinoheptyloxy)phenyl)chromane,
(+)-*cis*-6-Hydroxy-3-phenyl-4-(4-(8-pyrrolidinooctyloxy)phenyl)chromane,
10 (+)-*cis*-6-Hydroxy-3-phenyl-4-(4-(9-pyrrolidinononyloxy)phenyl)chromane,
(+)-*cis*-6-Hydroxy-3-phenyl-4-(4-(10-pyrrolidinodecyloxy)phenyl)chromane,
(+)-*cis*-6-Hydroxy-3-phenyl-4-(4-(11-pyrrolidinoundecyloxy)phenyl)chromane,
(+)-*cis*-6-Hydroxy-3-phenyl-4-(4-(12-pyrrolidinododecyloxy)phenyl)chromane,
(+)-*cis*-6-Hydroxy-3-phenyl-4-(4-(2-piperidinoethoxy)phenyl)chromane,
15 (+)-*cis*-6-Hydroxy-3-phenyl-4-(4-(3-piperidinopropoxy)phenyl)chromane,
(+)-*cis*-6-Hydroxy-3-phenyl-4-(4-(4-piperidinobutoxy)phenyl)chromane,
(+)-*cis*-6-Hydroxy-4-(4-(2-perhydroazepinoethoxy)phenyl)-3-phenylchromane,
(+)-*cis*-6-Hydroxy-4-(4-(3-perhydroazepinopropoxy)phenyl)-3-phenylchromane,
(+)-*cis*-6-Hydroxy-4-(4-(4-perhydroazepinobutoxy)phenyl)-3-phenylchromane,
20 (+)-*cis*-4-(4-(2-Dimethylaminoethoxy)phenyl)-6-hydroxy-3-phenylchromane,
(+)-*cis*-4-(4-(2-Diethylaminoethoxy)phenyl)-6-hydroxy-3-phenylchromane,
(+)-*cis*-4-(4-(2-(N-Ethyl-N-methylamino)ethoxy)phenyl)-6-hydroxy-3-phenylchromane,
(+)-*cis*-4-(4-(3-Dimethylaminopropoxy)phenyl)-6-hydroxy-3-phenylchromane,
(+)-*cis*-4-(4-(4-Dimethylaminobutoxy)phenyl)-6-hydroxy-3-phenylchromane,
25 (+)-*cis*-4-(2,3-Dihydro-1,4-benzoxazin-6-yl)-6-hydroxy-3-phenylchromane,
(+)-*cis*-6-Hydroxy-4-(4-methyl-2,3-dihydro-1,4-benzoxazin-6-yl)-3-phenylchromane,
(+)-*cis*-4-(4-Ethyl-2,3-dihydro-1,4-benzoxazin-6-yl)-6-hydroxy-3-phenylchromane,
(+)-*cis*-6-Hydroxy-3-(4-hydroxyphenyl)-4-(4-(2-pyrrolidinoethoxy)phenyl)chromane,
(+)-*cis*-6-Hydroxy-3-(4-trifluoromethylphenyl)-4-(4-(2-pyrrolidinoethoxy)phenyl)chromane,
30 (+)-*cis*-6-Hydroxy-3-(4-fluorophenyl)-4-(4-(2-pyrrolidinoethoxy)phenyl)chromane,
(+)-*cis*-3-(4-Chlorophenyl)-6-hydroxy-4-(4-(2-pyrrolidinoethoxy)phenyl)chromane,
(+)-*cis*-3-(3,4-Dimethoxyphenyl)-6-hydroxy-4-(4-(2-pyrrolidinoethoxy)phenyl)chromane,
(+)-*cis*-6-Hydroxy-3-(pentafluorophenyl)-4-(4-(2-pyrrolidinoethoxy)phenyl)chromane,
(+)-*cis*-7-Hydroxy-3-phenyl-4-{4-{2-(pyrrolidin-1-yl)ethoxy}phenyl}chromane,

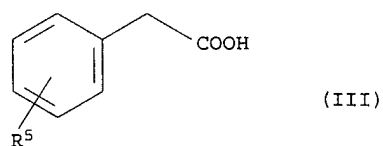
(+)-cis-7-Hydroxy-4-(4-(2-pyrrolidinoethoxy)phenyl)-3-(4-(trifluoromethyl)phenyl)-chromane,
 (+)-cis-7-Hydroxy-3-(4-methylphenyl)-4-(4-(2-pyrrolidinoethoxy)phenyl)chromane,
 (+)-cis-7-Hydroxy-3-(3-hydroxyphenyl)-4-(4-(2-pyrrolidinoethoxy)phenyl)chromane.

- 5 18. A method for the preparation of compounds of formula (I) comprising the steps of:
- a) reacting a compound of the formula (II)



with a compound of the formula (III)

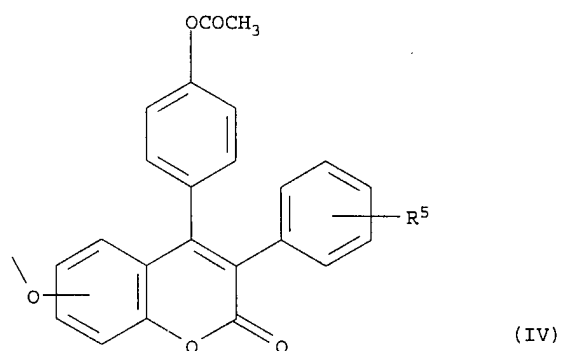
10



wherein R⁵ is as defined above,

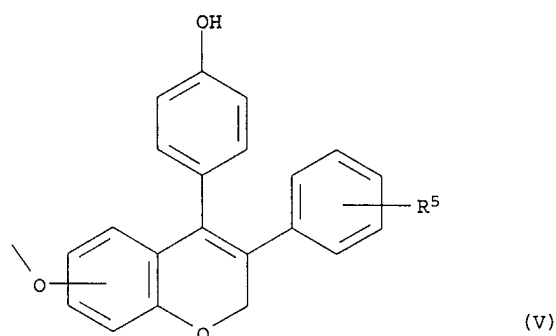
in the presence of triethylamine and acetic anhydride to form a compound of the formula (IV)

15



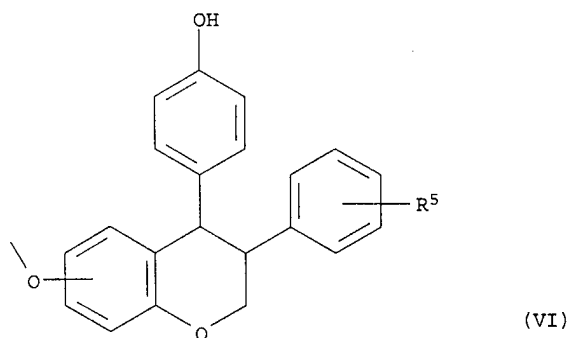
wherein R⁵ is as defined above,

- 5 b) reducing a compound of the formula (IV) with a suitable hydride reducing agent to form a compound of formula (V)



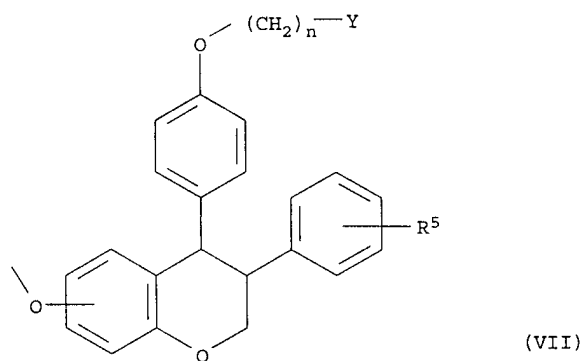
wherein R⁵ is as defined above,

- 10 c) hydrogenating a compound of the formula (V) in the presence of a suitable catalyst to form a compound of the formula (VI) with a 3,4-cis configuration



wherein R⁵ is as defined above,

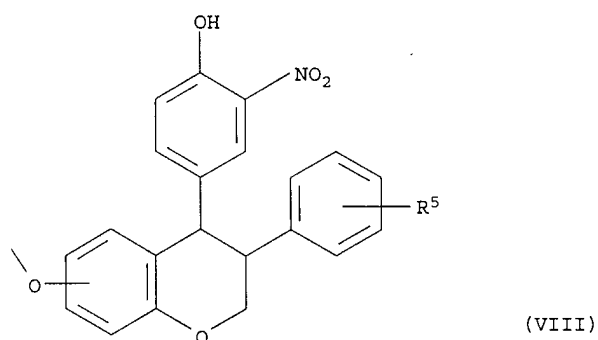
- d) alkylating a compound of the formula (VI) with an appropriate electrophile to form a compound of the formula (VII)



5

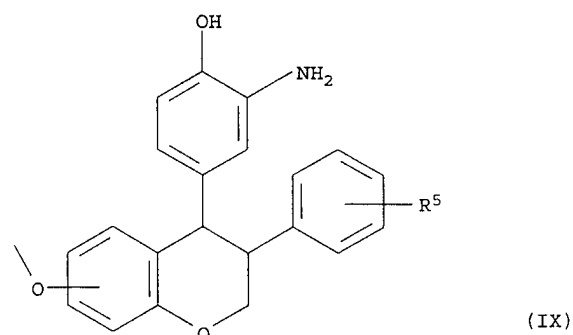
wherein n, R⁵ and Y are as defined above,

- e) resolving the racemic mixture of (+)- and (-)-enantiomers of a compound of formula (VII),
- 10 f) deprotecting a (+)-enantiomer of a compound of formula (VII) with a suitable deprotection agent, preferably by pyridine hydrochloride fusion, to form a compound of the formula (I); or
- g) nitrating a compound of the formula (VI) with a suitable nitration agent to form a compound of the formula (VIII)



wherein R⁵ is as defined above,

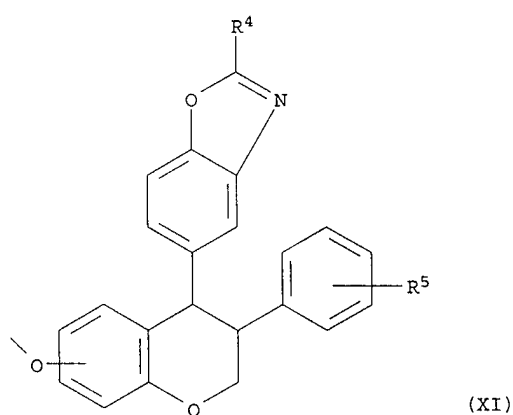
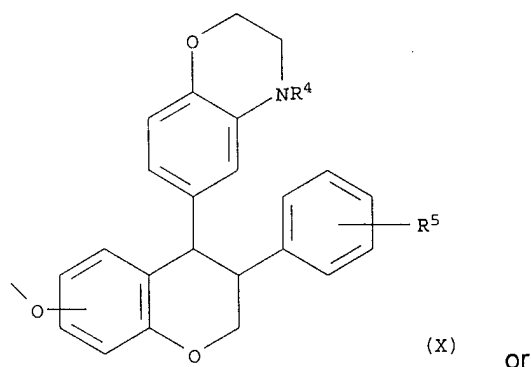
- 5 h) reducing a compound of the formula (VIII) with a suitable reducing agent, preferably by catalytic hydrogenation, to form a compound of the formula (IX)



wherein R⁵ is as defined above,

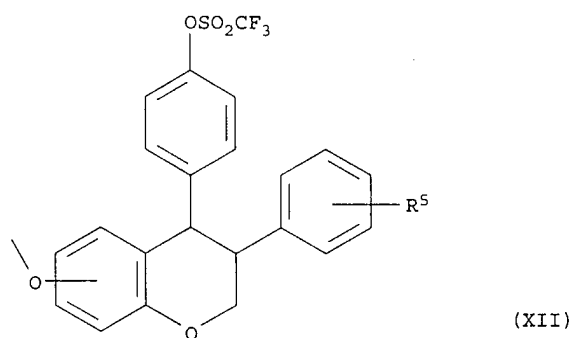
- 10 i) cyclizing a compound of formula (IX) with an appropriate agent to form a compound of the formula (X) or (XI)

55



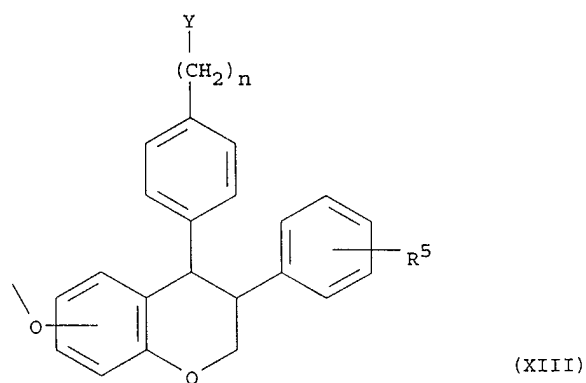
wherein R⁴ and R⁵ are as defined above,

- 5 j) resolving the racemic mixture of (+)- and (-)-enantiomers of a compound of formula (X) or (XI),
- k) deprotecting a (+)-enantiomer of a compound of the formula (X) or (XI) with a suitable deprotection agent, preferably by pyridine hydrochloride fusion, to form a compound of the formula (I); or
- 10 l) reacting a compound of formula (VI) with trifluoromethane sulphonic acid anhydride to form a compound of the formula (XII)



wherein R⁵ is as defined above,

- m) cross-coupling a compound of the formula (XI) with the appropriate cross-coupling partner to form a compound of the formula (XII)



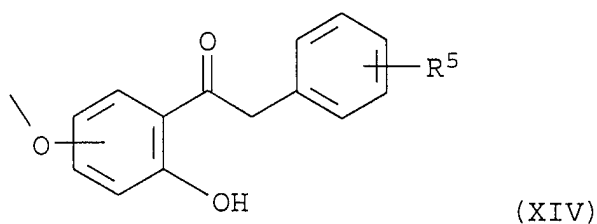
5

wherein n, R⁵ and Y are as defined above,

- n) resolving the racemic mixture of (+)- and (-)-enantiomers of a compound of formula (XIII),
- o) deprotecting a (+)-enantiomer of a compound of the formula (XII) with a suitable deprotection agent, preferably by pyridine hydrochloride fusion, to form a compound of the formula (I); or
- p) cyclizing a compound of the formula (XIV)

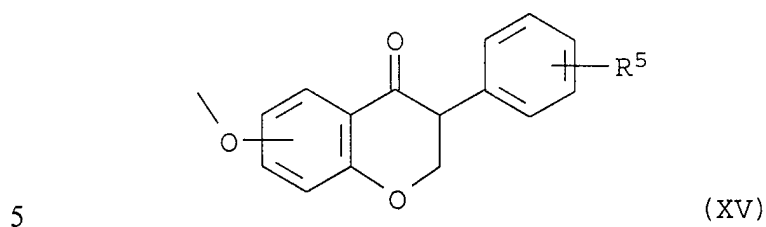
10

57



wherein R⁵ is as defined above,

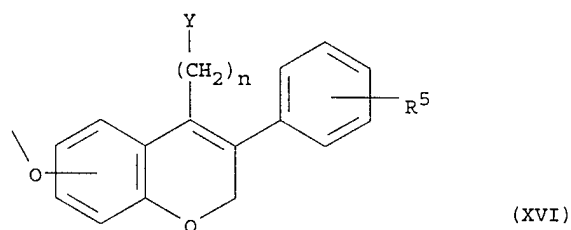
with paraformaldehyde in the presence of dimethylamine to form a compound of the formula (XV)



5

wherein R⁵ is as defined above,

- q) reacting a compound of the formula (XV) with the appropriate Grignard reagent to form a compound of the formula (XVI)

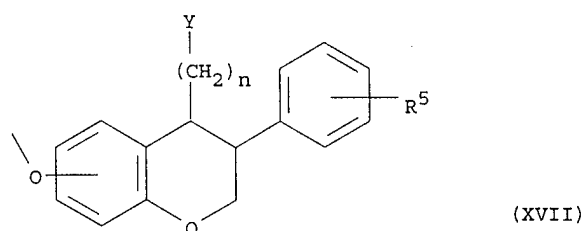


10

wherein n, R⁵ and Y are as defined above,

- r) hydrogenating a compound of the formula (XVI) in the presence of a suitable catalyst to form a racemic mixture of (+)- and (-)-enantiomers of a compound of the formula (XVII) with a 3,4-cis configuration

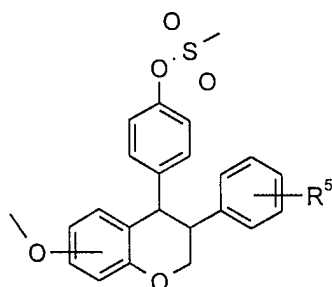
58



wherein n , R^5 and Y are as defined above,

- s) resolving the racemic mixture of (+)- and (-)-enantiomers of a compound of formula (XVII),
- 5 t) deprotecting a (+)-enantiomer of a compound of formula (XVII) with a suitable deprotection agent, preferably by pyridine hydrochloride fusion, to form a compound of the general formula (I),
- u) reacting a compound of the formula (VI) with methanesulfonylchloride to form a compound of the formula (XVIII)

10

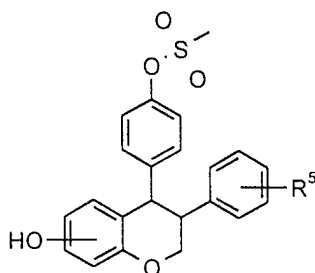


(XVIII)

15 wherein R^5 is defined as above,

- v) deprotecting a compound of the formula (XVIII) with a suitable deprotection agent, such as pyridine hydrochloride fusion or boron tribromide, to form a compound of the formula (XIX)

59



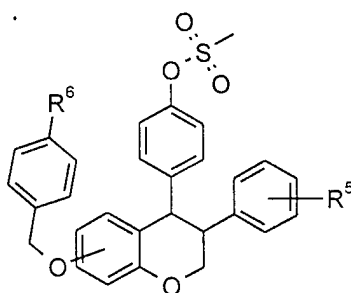
5

(XIX)

wherein R^5 is defined as above,

- w) reacting a compound of the formula (XIX) with a suitable protection agent, such as benzyl bromide or 4-methoxybenzyl bromide, to form a compound of formula (XX)

10



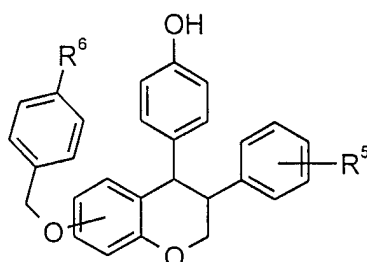
(XX)

15

wherein R^5 is defined as above, and R^6 is H or methoxy,

- x) deprotecting a compound of the formula (XX) with a suitable deprotection agent, such as sodium or potassium hydroxide in alcohol, to form a compound of formula (XXI)

60

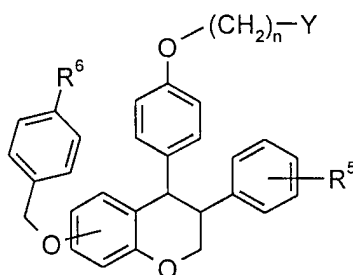


5

(XXI)

wherein R^5 is defined as above, and R^6 is H or methoxy,

- y) alkylating a compound of the formula (XXI) with an appropriate electrophile to form a
10 compound of the formula (XXII)



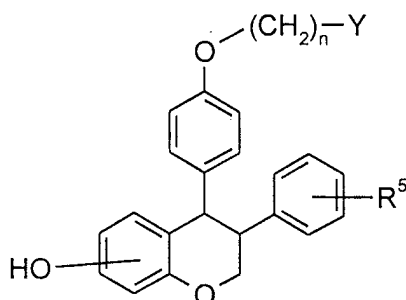
15

(XXII)

wherein n , R^5 and Y is defined as above, and R^6 is H or methoxy,

- z) deprotecting a compound of the formula (XXII) with a suitable deprotection agent,
20 preferably catalytic hydrogenation for R^6 equals H or a strong acid for R^6 equals
methoxy, to form a compound of the formula (XXIII)

61



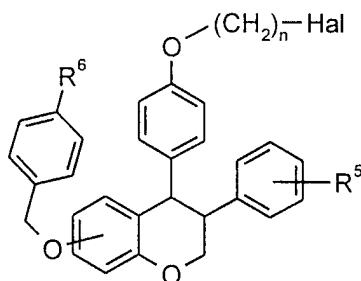
5

(XXIII)

wherein n , R^5 and Y is defined as above,

- aa) Alkylating a compound of the formula (XXI) with an appropriate dihalogenated alkane such as 1,2-dibromoethane, 1-bromo-2-chloroethane, 1,4-dibromobutane, 1,6-dibromohexane, 1,8-dibromooctane, 1,10-dibromodecane, preferably catalysed by potassium iodide, to form a compound of the formula (XXIV)

10



15

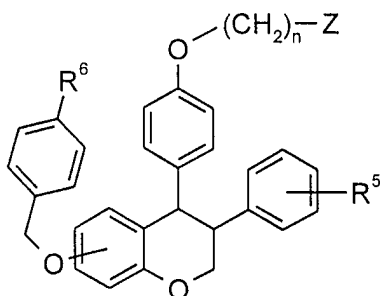
(XXIV)

wherein n and R^5 is defined as above, R^6 is H or methoxy, and Hal is chloro, bromo, or iodo,

- bb) reacting a compound of the formula (XXIV) with an appropriate nucleophile, preferably an amine, to form a compound of the formula (XXV)

20

62



5

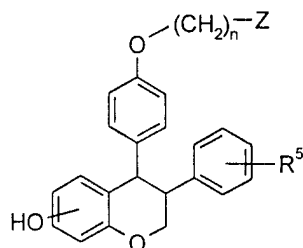
(XXV)

wherein R^6 is H or methoxy, and Z is NHR^4 , NR_2^4 , or a C_3 - C_7 heterocyclic amine optionally containing oxygen or nitrogen, optionally being substituted with 1 to 3 substituents independently selected from the group consisting of H, OH, halogen, nitro, cyano, trihalo- C_1 - C_6 -alkyl, C_1 - C_6 -alkyl and C_1 - C_6 -alkoxy, and n, R^4 , and R^5 is defined as above,

10

15

cc) deprotecting a compound of the formula (XXV) with a suitable deprotection agent, preferably catalytic hydrogenation for R^6 equals H or a strong acid for R^6 equals methoxy, to form a compound of the formula (XXVI)



20

(XXVI)

wherein R^6 is H or methoxy, and Z is NHR^4 , NR_2^4 , or a C_3 - C_7 heterocyclic amine

optionally containing oxygen or nitrogen, optionally being substituted with 1 to 3 substituents independently selected from the group consisting of H, OH, halogen, nitro, cyano, trihalo-C₁-C₆-alkyl, C₁-C₆-alkyl and C₁-C₆-alkoxy, and n, R⁴ and R⁵ is defined as above.

- 5 19. A compound according to any of the claims 1 to 17 for use in the prevention or treatment of estrogen related diseases or syndromes, preferably diseases or syndromes caused by an estrogen-deficient state in a mammal.
- 10 20. A compound according to any of the claims 1 to 17 for use in the prevention or treatment of bone loss, osteoporosis, cardiovascular diseases, cognitive disorders, senile dementia-Alzheimer's type, menopausal symptoms, including flushing, urogenital atrophy, depression, mania and schizophrenia, incontinence, obesity, depression, regulation of glucose metabolism, dysmenorrhea, threatened or habitual abortion, dysfunctional uterine bleeding, acne, hirsutism, prostatic carcinoma, estrogen-dependent cancers, post-partum lactation or for use as contraception or an aid in ovarian development, preferably in the prevention or treatment of bone loss or osteoporosis.
- 15 21. A pharmaceutical composition comprising an effective amount of a compound according to claims 1 to 17 or a pharmaceutical acceptable salt thereof and a pharmaceutical carrier or diluent.
- 20 22. A pharmaceutical composition according to claim 21 in the form of an oral dosage unit or parenteral dosage unit.
23. The use of a compound according to any of the claims 1 to 17 for the preparation of a medicament for prevention or treatment of estrogen related diseases or syndromes, preferably diseases or syndromes caused by an estrogen-deficient state in a mammal.
- 25 24. The use of a compound according to any of the claims 1 to 17 for the preparation of a medicament for use in the prevention or treatment of bone loss, osteoporosis, cardiovascular diseases, cognitive disorders, senile dementia-Alzheimer's type, menopausal symptoms including flushing, urogenital atrophy, depression, mania and schizophrenia,

- incontinence, obesity, depression, regulation of glucose metabolism, dysmenorrhea, threatened or habitual abortion, dysfunctional uterine bleeding, acne, hirsutism, prostatic carcinoma, estrogen-dependent cancers, post-partum lactation or for use as contraception or an aid in ovarian development, preferably in the prevention or treatment of bone loss or osteoporosis.
- 5
25. A method of treating or preventing estrogen related diseases or syndromes, preferably diseases or syndromes caused by an estrogen-deficient state in a mammal, comprising administering to a subject in need thereof an effective amount of a compound according to any of the claims 1 to 17.
- 10
26. A method of treating or preventing bone loss, osteoporosis, cardiovascular diseases, cognitive disorders, senile dementia-Alzheimer's type, menopausal symptoms, including flushing, urogenital atrophy, depression, mania and schizophrenia, incontinence, obesity, depression, regulation of glucose metabolism, dysmenorrhea, threatened or habitual abortion, dysfunctional uterine bleeding, acne, hirsutism, prostatic carcinoma, estrogen-dependent cancers, post-partum lactation, or aiding ovarian development, preferably prevention or treatment of bone loss or osteoporosis, which method comprises administering to a subject in need thereof an effective amount of a compound according to any of the claims 1 to 17.
- 15
27. A contraceptive method comprising administering to a male or female mammal an effective amount of a compound according to any of the claims 1 to 17.
- 20

INTERNATIONAL SEARCH REPORT

International application No.

PCT/DK 97/00482

A. CLASSIFICATION OF SUBJECT MATTER		
IPC6: C07D 311/74, C07D 413/04, A61K 31/40, A61K 31/445, A61K 31/535 According to International Patent Classification (IPC) or to both national classification and IPC		
B. FIELDS SEARCHED		
Minimum documentation searched (classification system followed by classification symbols)		
IPC6: C07D		
Documentation searched other than minimum documentation to the extent that such documents are included in the fields searched		
SE,DK,FI,NO classes as above		
Electronic data base consulted during the international search (name of data base and, where practicable, search terms used)		
CAS-ONLINE		
C. DOCUMENTS CONSIDERED TO BE RELEVANT		
Category*	Citation of document, with indication, where appropriate, of the relevant passages	Relevant to claim No.
A	US 3535344 A (KLAUS IRMSCHER ET AL), 20 October 1970 (20.10.70) --	1-24
A	WO 9621444 A1 (NOVO NORDISK A/S), 18 July 1996 (18.07.96) --	1-24
A	WO 9420098 A1 (ZYMOGENETICS, INC.), 15 Sept 1994 (15.09.94) --	1-24
<input checked="" type="checkbox"/> Further documents are listed in the continuation of Box C. <input checked="" type="checkbox"/> See patent family annex.		
<p>* Special categories of cited documents:</p> <p>"A" document defining the general state of the art which is not considered to be of particular relevance</p> <p>"E" earlier document but published on or after the international filing date</p> <p>"L" document which may throw doubts on priority claim(s) or which is cited to establish the publication date of another citation or other special reason (as specified)</p> <p>"O" document referring to an oral disclosure, use, exhibition or other means</p> <p>"P" document published prior to the international filing date but later than the priority date claimed</p> <p>"T" later document published after the international filing date or priority date and not in conflict with the application but cited to understand the principle or theory underlying the invention</p> <p>"X" document of particular relevance: the claimed invention cannot be considered novel or cannot be considered to involve an inventive step when the document is taken alone</p> <p>"Y" document of particular relevance: the claimed invention cannot be considered to involve an inventive step when the document is combined with one or more other such documents, such combination being obvious to a person skilled in the art</p> <p>"&" document member of the same patent family</p>		
Date of the actual completion of the international search		Date of mailing of the international search report
13 February 1998		18 -02- 1998
Name and mailing address of the ISA/ Swedish Patent Office Box 5055, S-102 42 STOCKHOLM Facsimile No. +46 8 666 02 86		Authorized officer Göran Karlsson Telephone No. +46 8 782 25 00

INTERNATIONAL SEARCH REPORT

International application No.

PCT/DK 97/00482

C (Continuation). DOCUMENTS CONSIDERED TO BE RELEVANT

Category*	Citation of document, with indication, where appropriate, of the relevant passages	Relevant to claim No.
A	<p>J. Med. Chem., Volume 26, 1983, Md. Salman et al, "Antifertility Agents. 38. Effect of the Side Chain and Its Position on the Activity of 3, 4-Diarylchromans", page 592 - page 595, see compound 7</p> <p style="text-align: center;">---</p>	1-24
A	<p>US 3340276 A (RICHARD WILLIAM JAMES CARNEY ET AL), 5 Sept 1967 (05.09.67)</p> <p style="text-align: center;">---</p> <p style="text-align: center;">-----</p>	1-24

INTERNATIONAL SEARCH REPORT
Information on patent family members

03/02/98

International application No.
PCT/DK 97/00482

Patent document cited in search report	Publication date	Patent family member(s)	Publication date
US 3535344 A	20/10/70	BE 694025 A	14/08/67
		CH 494222 A	31/07/70
		DE 1543749 A	11/12/69
		DK 118611 B	14/09/70
		FR 6192 M	22/07/68
		GB 1103094 A	00/00/00
		NL 6702140 A	17/08/67
		SE 328301 B	14/09/70
		WO 9621444 A1	18/07/96
CA 2208861 A	18/07/96		
EP 0804190 A	05/11/97		
IL 116746 D	00/00/00		
NO 973243 A	11/07/97		
WO 9420098 A1	15/09/94		
		AU 1639497 A	22/05/97
		AU 6230294 A	26/09/94
		BR 9405843 A	16/01/96
		CA 2157879 A	12/09/94
		CZ 9502320 A	17/04/96
		EP 0688214 A	27/12/95
		HU 74575 A	28/01/97
		HU 9502624 D	00/00/00
		JP 8506346 T	09/07/96
		NO 953542 A	08/09/95
		NZ 262569 A	22/08/97
		US 5280040 A	18/01/94
		US 5464862 A	07/11/95
US 3340276 A	05/09/67	NONE	