

(No Model.)

E. CALDWELL.
PURSE.

No. 593,640.

Patented Nov. 16, 1897.

Fig. 1.

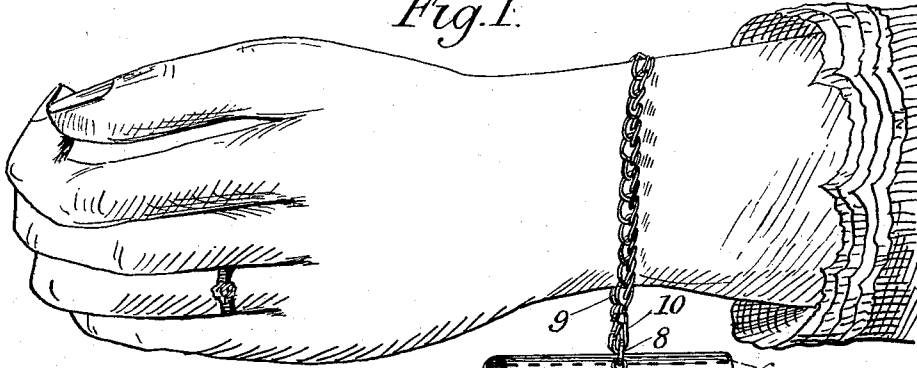


Fig. 2.

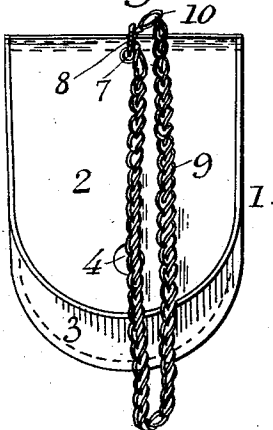


Fig. 3.

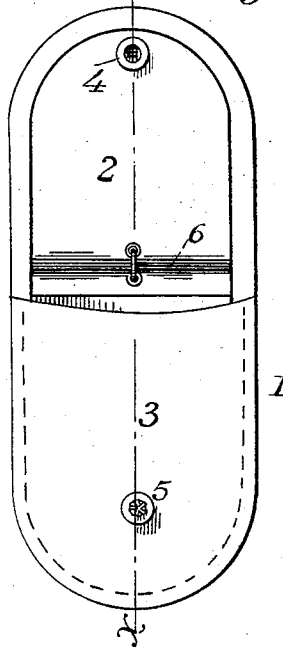


Fig. 4.

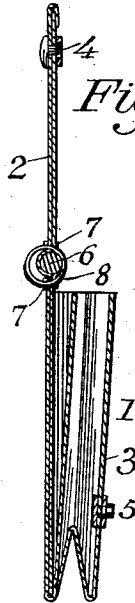
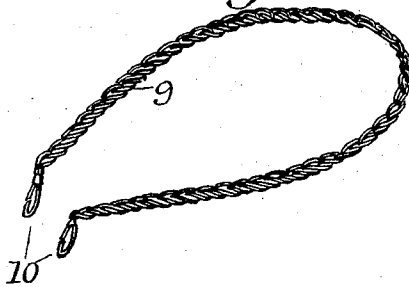


Fig. 5.



WITNESSES

J. S. Bowen,
Am. J. J. J.

INVENTOR:

Evelyn Caldwell,
By John H. H. H.
Attorney

UNITED STATES PATENT OFFICE.

EVALYN CALDWELL, OF ST. PAUL, MINNESOTA.

PURSE.

SPECIFICATION forming part of Letters Patent No. 593,640, dated November 16, 1897.

Application filed January 15, 1897. Serial No. 619,323. (No model.)

To all whom it may concern:

Be it known that I, EVALYN CALDWELL, a citizen of the United States, residing at St. Paul, in the county of Ramsey and State of Minnesota, have invented certain new and useful Improvements in Purses; and I do hereby declare the following to be a full, clear, and exact description of the invention, such as will enable others skilled in the art to which it appertains to make and use the same.

My invention relates to certain new and useful improvements in purses, the object of the same being to provide a device of this character especially adapted to be used by lady students, which may be readily carried on the wrist at all times in a convenient manner, which will not be in the way, and which cannot be snatched by a pickpocket.

The invention consists of a purse having a rod or bar located between the outer layer of material of which the purse is made and the lining thereof at a point adjacent to the crease formed between the closing-flap and the purse proper, which is sewed or otherwise secured in place. Surrounding this rod or bar and passing through suitable eyelets in the purse is a ring or loop, to which are connected, through suitable snap-hooks, the ends of a chain adapted to be passed around the wrist.

The invention also consists in other details of construction and combinations of parts, which will be hereinafter more fully described and claimed.

In the drawings forming a part of this specification, Figure 1 represents a perspective view of my improved purse shown applied to the wrist of the wearer. Fig. 2 is a rear elevation of the purse in its closed position. Fig. 3 is a similar view with the closing-flap or cover open. Fig. 4 is a cross-section on the line *x x* of Fig. 3. Fig. 5 is a detail perspective view of the chain, showing the snap-hooks on the ends thereof.

Like reference-numerals indicate like parts in the different views.

The purse 1 may be of any suitable form and construction. I prefer to employ one, however, constructed of leather with the lower edges rounded, so that the coin contained therein will always be in the center of the purse and cannot become pocketed in the corners. The closing-flap 2 and the back 3

of the purse are provided with the two parts 4 5 of a spring-clasp, by means of which said closing-flap may be locked in closed position. Located between the inner and outer layers of material of which the purse is made, in the crease between the closing-flap 2 and the main portion of the purse 1, is a rod or bar 6, which is sewed or otherwise secured in place. Surrounding the rod or bar 6 and passing through eyelets 7 7 in the purse is a ring or loop 8, to which are connected the ends of a chain 9, which is adapted to be passed around the wrist of the wearer. The ends of said chain are each provided with snap-hooks or fastening devices 10, by means of which said chain may be readily attached to or disconnected from said ring.

As thus described, it will be seen that my invention consists in an attachment to an ordinary purse whereby the same may be readily carried at all times without inconvenience and by means of which the purse may be readily opened or closed without the necessity of removing it from the wrist.

My device will be found particularly useful for school children by reason of the fact that it will not be necessary to leave one's purse in the cloak-room, where there is danger of the same becoming stolen, but it may be carried at all times on the person. It will also be found extremely useful for ladies shopping, as they can with perfect safety carry their money in their hands and at the same time have both hands free.

Having now described my invention, what I claim as new, and desire to secure by Letters Patent, is—

1. A purse having a transverse rod or bar connected thereto at a point adjacent to the crease between the closing-flap of said purse and the purse proper, a ring or loop embracing said rod or bar and passing through eyelets in the material of which said purse is made, and a chain connected at its ends to said ring, substantially as and for the purpose described.

2. A purse having a transverse rod or bar connected thereto at a point adjacent to the crease between the closing-flap of said purse and the purse proper and located between the upper layer of material of which said purse is made and the lining thereof, a ring or loop

embracing said rod or bar and passing through eyelets in the material of which said purse is made, and a chain connected at its ends to said ring, substantially as and for the purpose described.

3. A purse having a transverse rod or bar connected thereto at a point adjacent to the crease between the closing-flap of said purse and the purse proper and located between the outer layer of material of which said purse is made and the lining thereof, a ring or loop embracing said rod or bar and passing through

eyelets in the material of which said purse is made, and a chain connected at its ends to said ring and provided with snap-hooks by means of which it may be readily attached to or disconnected from said ring.

In testimony whereof I have signed this specification in the presence of two subscribing witnesses.

EVALYN CALDWELL.

Witnesses:

CHAS. N. AKERS,
W. F. DRURY.