



US00D488989S

(12) **United States Design Patent** (10) **Patent No.:** **US D488,989 S**  
**Roseman** (45) **Date of Patent:** **\*\* Apr. 27, 2004**

(54) **CUPBOARD LATCH**

D385,474 S \* 10/1997 Rechberg ..... D8/313

(75) Inventor: **Richard Roseman**, Evergreen, CO (US)

\* cited by examiner

(73) Assignee: **Westmount Investments Ltd.**, Nassau (BS)

*Primary Examiner*—Adir Aronovich

(74) *Attorney, Agent, or Firm*—Chase Law Firm, L.C.

(\*\*) Term: **14 Years**

(57) **CLAIM**

The ornamental design for a cupboard latch, as shown and described.

(21) Appl. No.: **29/161,430**

**DESCRIPTION**

(22) Filed: **May 30, 2002**

(51) **LOC (7) Cl.** ..... **08-06**

FIG. 1 is a top view of a cupboard latch in accordance with the present invention;

(52) **U.S. Cl.** ..... **D8/313**

FIG. 2 is a bottom view of the cupboard latch of FIG. 1;

(58) **Field of Search** ..... D8/300-302, 306, D8/307, 310, 311, 312, 313; 16/110.1, 412-417

FIG. 3 is a front view of the cupboard latch of FIG. 1;

FIG. 4 is a rear view of the cupboard latch of FIG. 1;

FIG. 5 is a side view of the cupboard latch of FIG. 1; and, FIG. 6 is a perspective view of the cupboard latch in accordance with the present invention.


(56) **References Cited**


The portion of the article in broken lines is shown for illustrative purposes only and forms no part of the claimed design.

**U.S. PATENT DOCUMENTS**

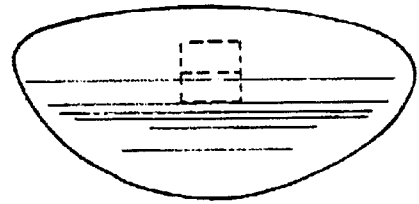
D820 S	*	8/1856	Blake et al.	.....	D8/313
D1,345 S	*	11/1860	Sargent et al.	.....	D8/313
1,606,600 A	*	11/1926	Richardson	.....	16/416
D82,595 S	*	11/1930	Rupper	.....	D8/307

**1 Claim, 1 Drawing Sheet**






*Fig. 1*



*Fig. 2*



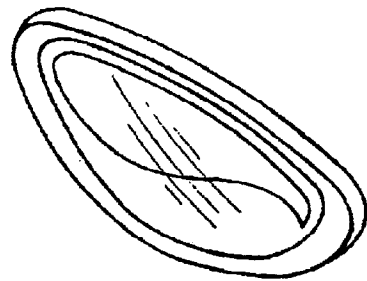
*Fig. 3*



*Fig. 4*



*Fig. 5*



*Fig. 6*