



US00D453092S

(12) **United States Design Patent**  
**Coudurier**

(10) **Patent No.:** **US D453,092 S**

(45) **Date of Patent:** **\*\* Jan. 29, 2002**

(54) **FRYING PAN**

(75) Inventor: **Olivier Coudurier**, Marigny St Marcel (FR)

(73) Assignee: **Tefal S.A.**, Rumilly (FR)

(\*\*) Term: **14 Years**

(21) Appl. No.: **29/140,544**

(22) Filed: **Apr. 20, 2001**

(30) **Foreign Application Priority Data**

Oct. 20, 2000 (FR) ..... 00 6147

(51) **LOC (7) Cl.** ..... **07-02**

(52) **U.S. Cl.** ..... **D7/361**

(58) **Field of Search** ..... D7/354-361; 220/573.1-573.5, 220/771, 769

(56) **References Cited**

**U.S. PATENT DOCUMENTS**

217,938 A \* 7/1879 Graves ..... 220/771  
754,310 A \* 3/1904 Horine ..... 222/474

2,011,752 A \* 8/1935 Christman ..... 220/769  
2,515,617 A \* 7/1950 Tilford ..... 126/390.1  
D266,823 S \* 11/1982 Martens ..... D7/361

\* cited by examiner

*Primary Examiner*—Caron D. Veynar

(74) *Attorney, Agent, or Firm*—Young & Thompson

(57) **CLAIM**

The ornamental design for a frying pan, as shown and described.

**DESCRIPTION**

FIG. 1 is a top and side perspective view of a frying pan showing my new design;

FIG. 2 is a side elevational view thereof, the side opposite that shown in FIG. 2 being the mirror image thereof;

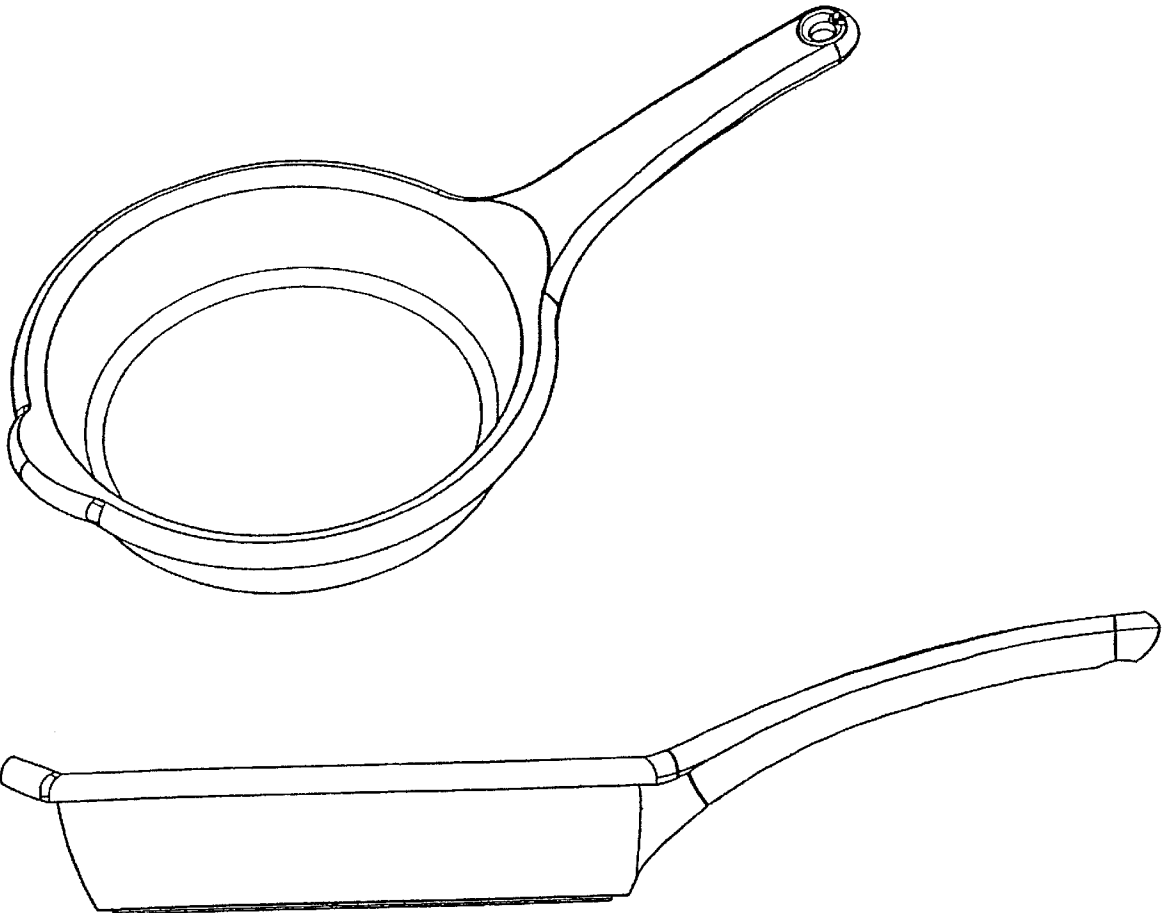
FIG. 3 is a side elevational view thereof from the left of FIG. 2;


FIG. 4 is a side elevational view thereof from the right of FIG. 2;

FIG. 5 is a top plan view thereof; and,

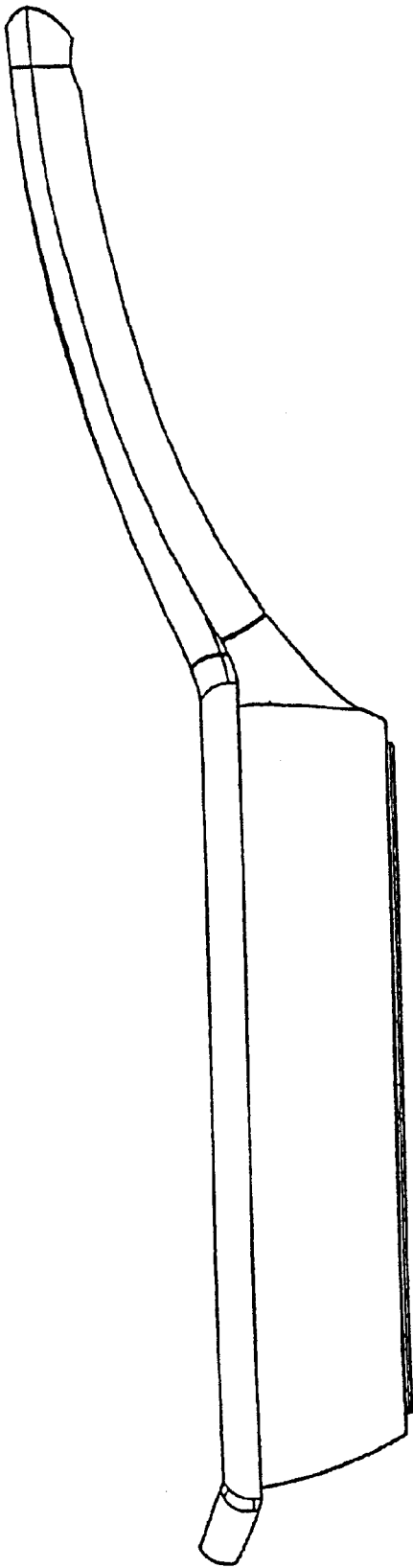
FIG. 6 is a bottom plan view thereof.

**1 Claim, 6 Drawing Sheets**

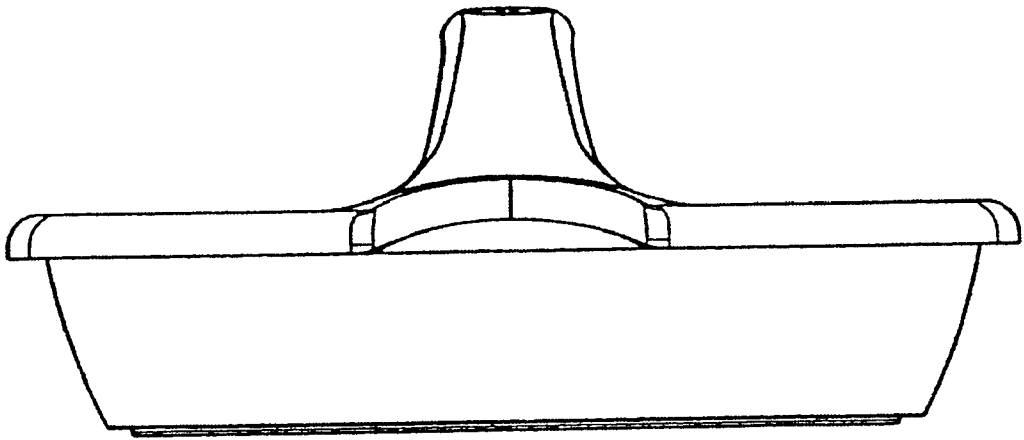




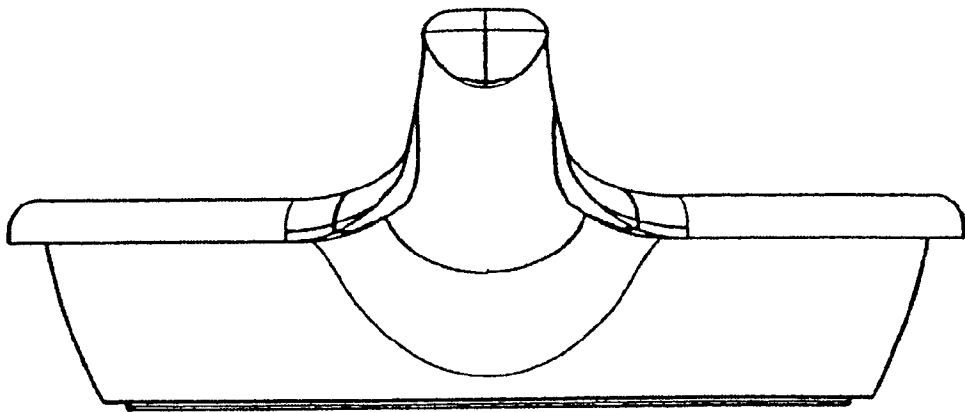
**FIG. 1**



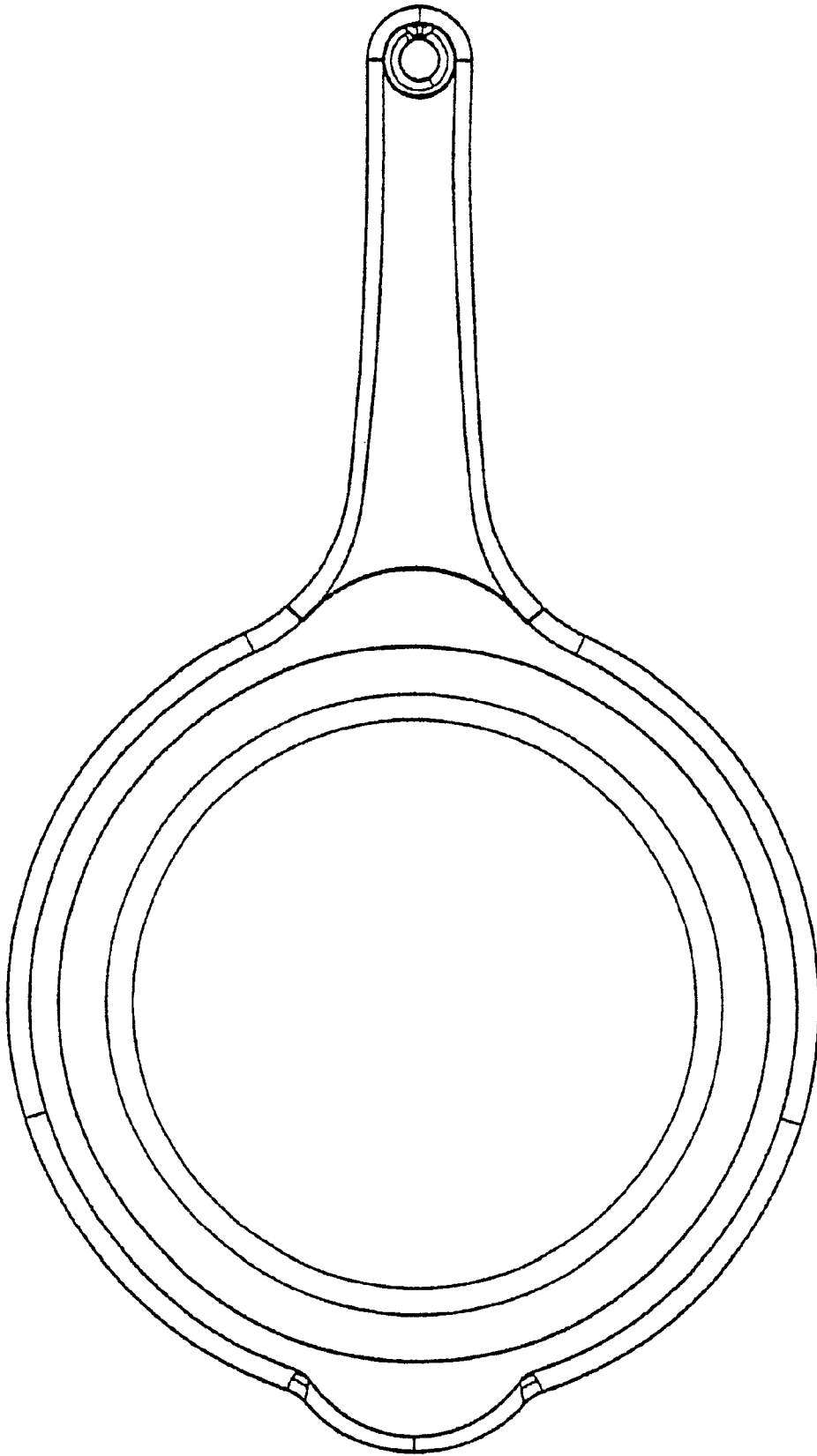
**FIG. 2**



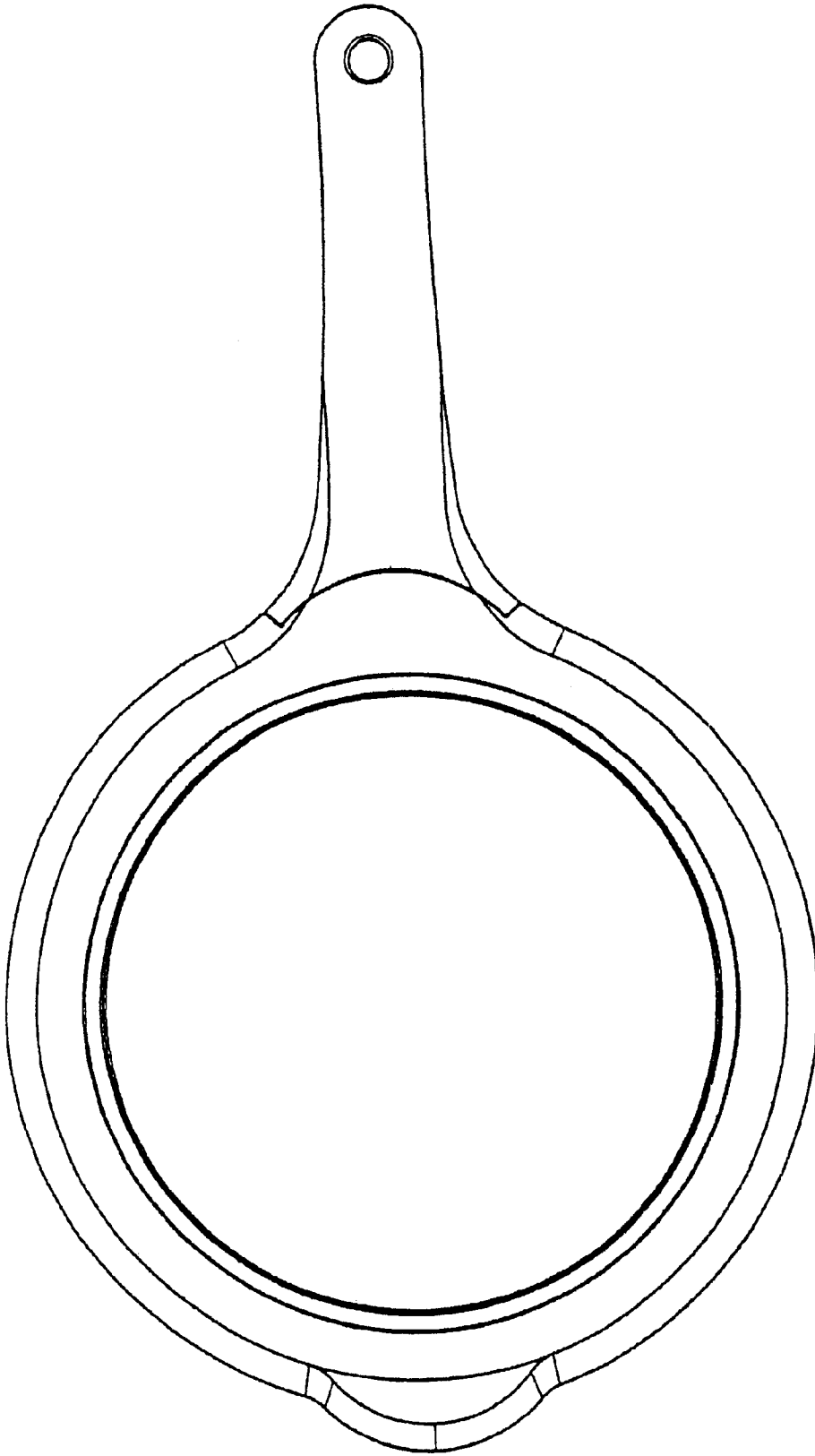
**FIG. 3**



**FIG. 4**



**FIG. 5**



**FIG. 6**