



US00D774994S

(12) **United States Design Patent** (10) **Patent No.:** **US D774,994 S**  
**Alemanly et al.** (45) **Date of Patent:** **\*\* Dec. 27, 2016**

(54) **RADIATOR GRILL FOR A VEHICLE**  
(71) Applicant: **Daimler AG**, Stuttgart (DE)  
(72) Inventors: **Georgeanna Alemanly**, Clackamas, OR (US); **Ray Ayala**, Foxboro, MA (US); **Rafael Dos Santos**, Portland, OR (US); **Michael Gatz**, Happy Valley, OR (US); **Ryan Geary**, Portland, OR (US); **Dinesh Madugundi**, Portland, OR (US); **Michael Norlin**, Portland, OR (US); **Donald Vena**, Vancouver, WA (US)

D404,697 S \* 1/1999 Siltavuori ..... D12/163  
D445,383 S \* 7/2001 Price ..... D12/163  
D555,550 S \* 11/2007 Schiavone ..... D12/163  
D560,568 S \* 1/2008 Tant ..... D12/163  
D561,068 S \* 2/2008 Golden ..... D12/163  
D577,316 S \* 9/2008 Rosen ..... D12/163  
D640,175 S \* 6/2011 Villamizar ..... D12/163  
D708,555 S \* 7/2014 Mackay ..... D12/163  
D718,673 S \* 12/2014 Thole ..... D12/163  
D735,614 S \* 8/2015 Alemanly ..... D12/96  
D742,287 S \* 11/2015 Hanson ..... D12/163

\* cited by examiner

*Primary Examiner* — Darlington Ly

(74) *Attorney, Agent, or Firm* — Crowell & Moring LLP

(73) Assignee: **Daimler AG**, Stuttgart (DE)

(\*\*) Term: **14 Years**

(21) Appl. No.: **29/509,785**

(22) Filed: **Nov. 21, 2014**

(30) **Foreign Application Priority Data**

May 23, 2014 (EM) ..... 002469346-0001

(51) **LOC (10) Cl.** ..... **12-16**

(52) **U.S. Cl.**  
USPC ..... **D12/163**

(58) **Field of Classification Search**  
USPC ..... D12/86, 90, 91, 92, 163, 169, 196, 171, D12/216; D15/31; 180/68.1, 68.6; 293/103, 115, 117, 120, 193.1, 193.11  
CPC . B60R 19/52; B60R 2019/525; B60K 11/085; B62D 25/084; H01Q 1/32  
See application file for complete search history.

(56) **References Cited**

U.S. PATENT DOCUMENTS

D304,497 S \* 11/1989 Briggs, Sr. .... D25/48.7  
D365,578 S \* 12/1995 Westimayer ..... D12/163

(57) **CLAIM**

The ornamental design for a radiator grill for a vehicle, as shown and described.

**DESCRIPTION**

FIG. 1 is a right side perspective view of a radiator grill for a vehicle showing our new design with the slats in a closed position, to which the left perspective view is a mirror image;

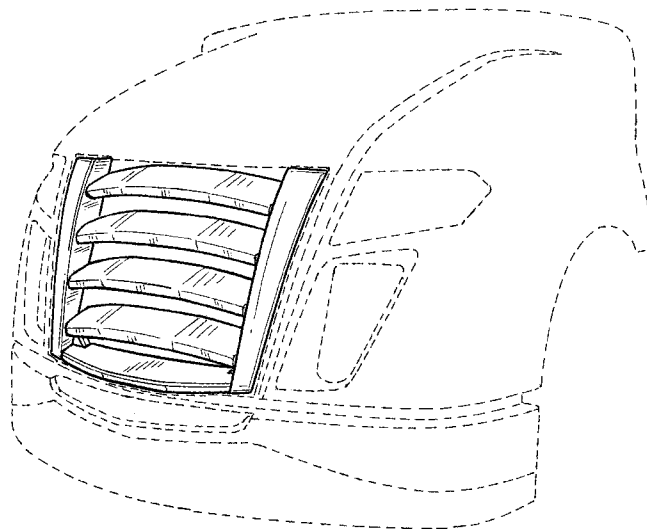
FIG. 2 is a front elevation view of a radiator grill for a vehicle with the slats in a closed position;

FIG. 3 is a right side perspective view thereof with slats in an opened position, to which the left side perspective view is a mirror image; and,

FIG. 4 is a front elevation view of a radiator grill for a vehicle with the slats in an opened position.

The broken lines showing portions of a vehicle are for the purpose of illustrating environmental structure and form no part of the claimed design.

**1 Claim, 4 Drawing Sheets**



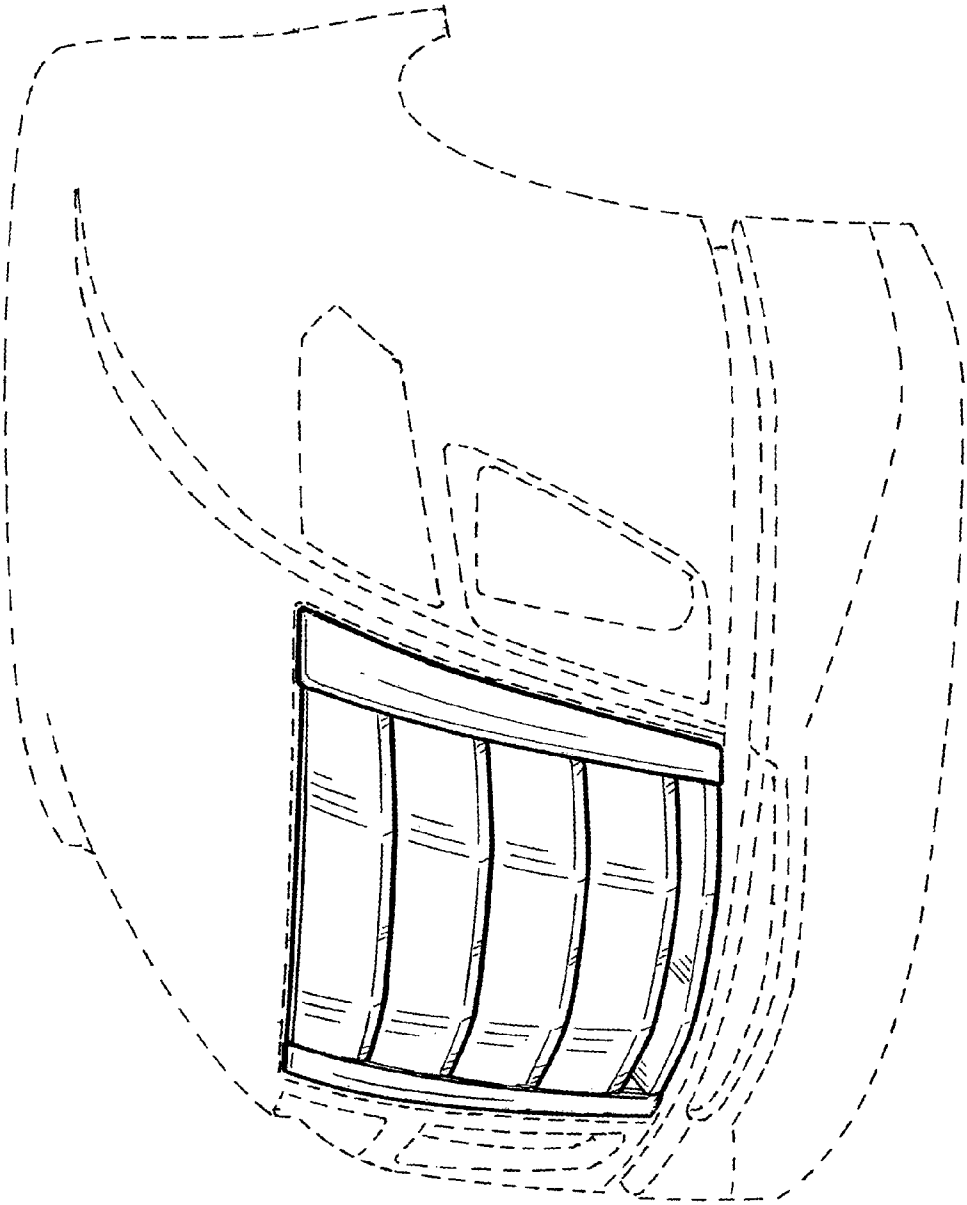


FIG. 1

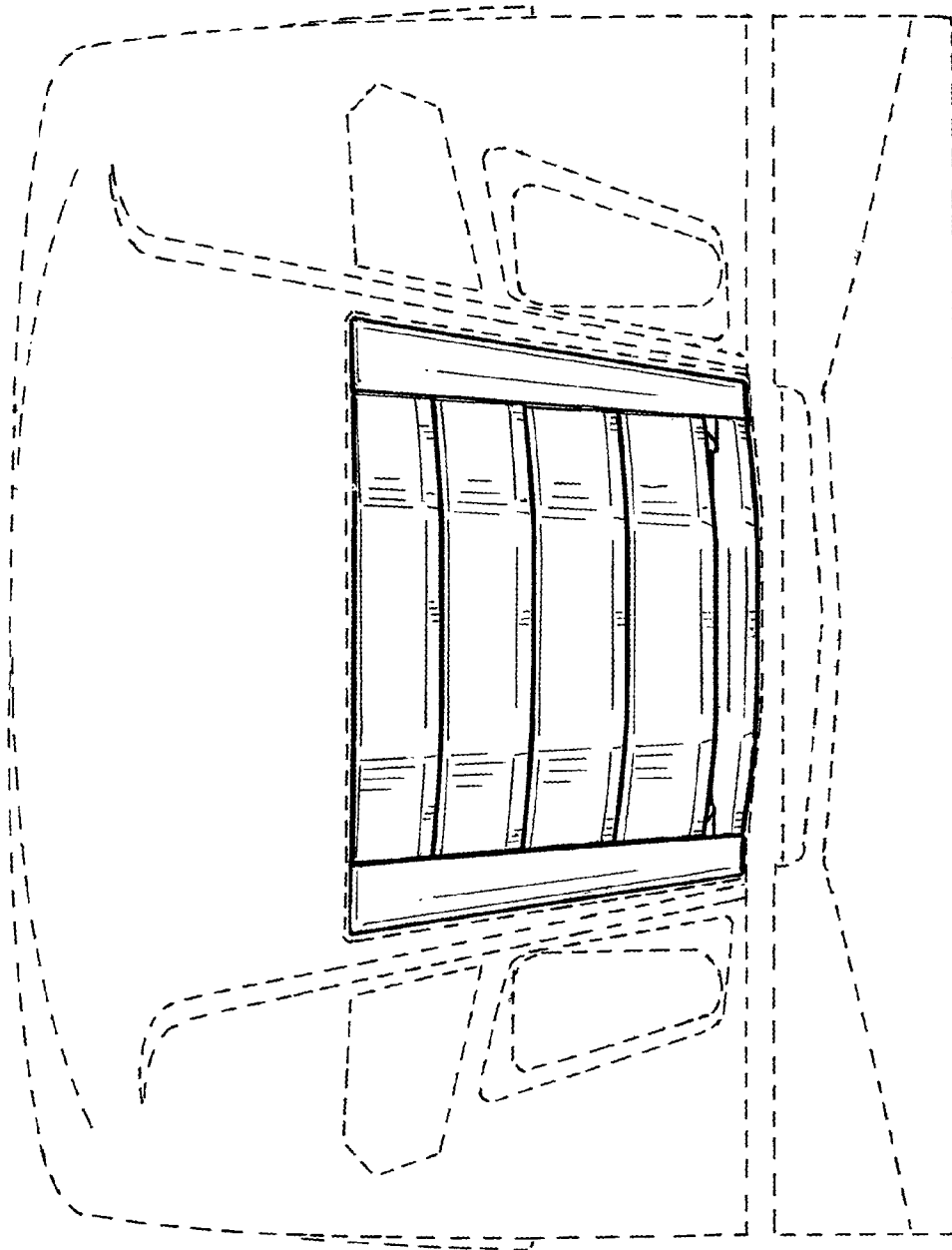


FIG. 2

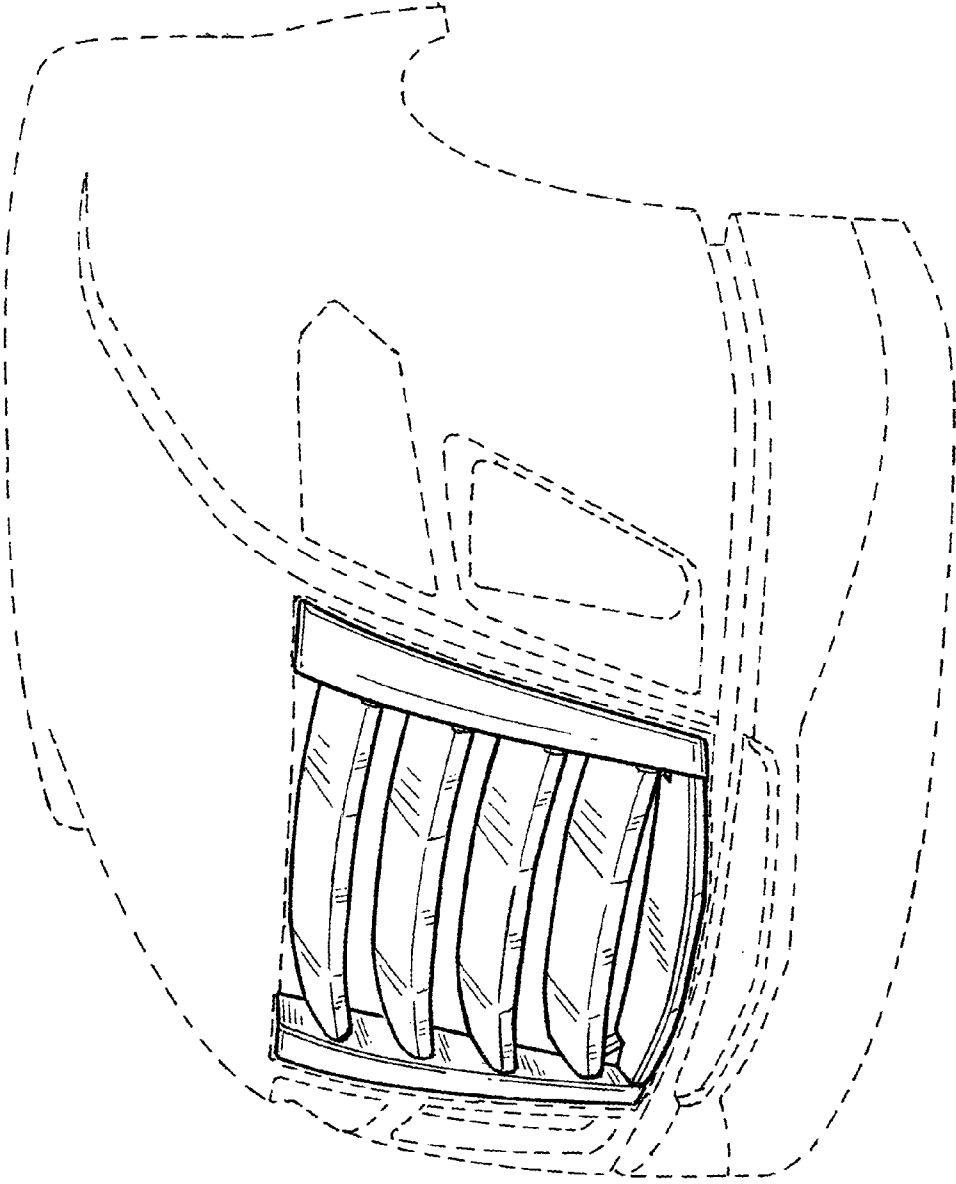


FIG. 3

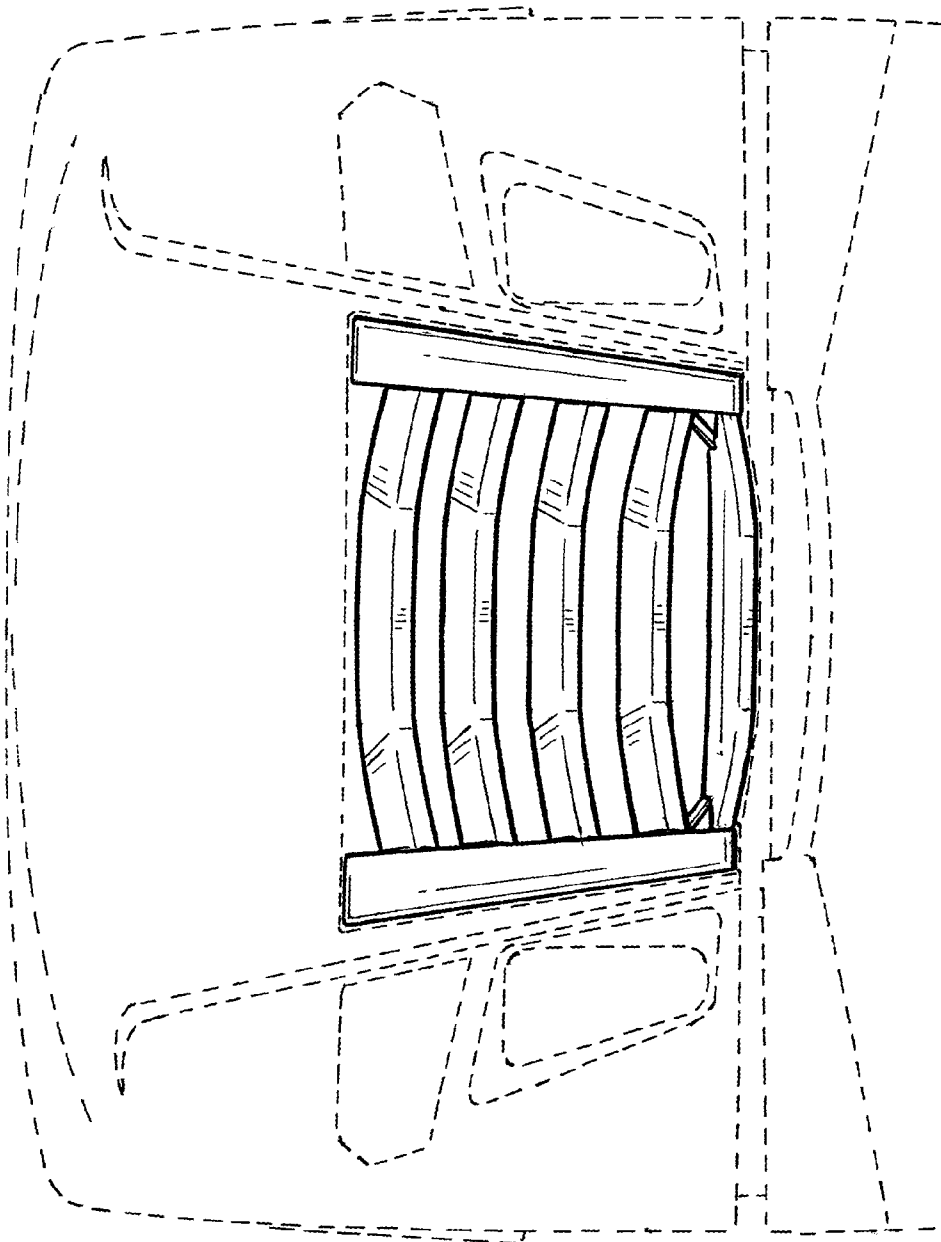


FIG. 4