



(12) **United States Design Patent**
Crawford

(10) **Patent No.:** **US D587,591 S**
(45) **Date of Patent:** **** Mar. 3, 2009**

(54) **CONTAINER**

(75) Inventor: **John C. Crawford**, Mahopac, NY (US)

(73) Assignee: **Colgate Palmolive Company**, New
Yourk, NY (US)

(**) Term: **14 Years**

(21) Appl. No.: **29/278,472**

(22) Filed: **Mar. 30, 2007**

(51) **LOC (9) Cl.** **09-01**

(52) **U.S. Cl.** **D9/563; D9/550; D9/558;**
D9/574

(58) **Field of Classification Search** D9/682,
D9/685-686, 689, 516, 529-530, 537-543,
D9/549-550, 558, 563, 574; 215/381-385;
220/660, 669, 675

See application file for complete search history.

(56) **References Cited**

U.S. PATENT DOCUMENTS

- D3,836 S * 2/1870 Wicks D9/500
- D68,340 S 9/1925 Oppenheim, Jr.
- D95,888 S 6/1935 Adams
- D102,283 S 12/1936 Marrow
- D124,748 S 1/1941 Lloyd
- D136,219 S 8/1943 Breeden
- D157,508 S 2/1950 Montenier
- D201,220 S 5/1965 Lorenzen
- 3,263,873 A * 8/1966 Armour 222/212 X
- D207,801 S 5/1967 Roberts
- D213,355 S * 2/1969 Kneapler D9/558
- D222,611 S 11/1971 Strand
- D228,281 S 9/1973 Hoffman
- D229,544 S 12/1973 Weckman
- D241,418 S 9/1976 Koenigsberg
- D245,317 S 8/1977 Pardo
- D263,931 S 4/1982 de Nola
- D265,975 S 8/1982 Vaussanvin
- D278,411 S 4/1985 Reitzel et al.
- D284,739 S 7/1986 Thieffry
- D302,792 S * 8/1989 Dinand D9/529

- D316,969 S 5/1991 Wiseman et al.
- D321,132 S 10/1991 Wiseman et al.
- D322,029 S 12/1991 Caputo
- D353,775 S * 12/1994 Thompson D9/571 X
- 5,370,266 A * 12/1994 Woodruff 215/266 X
- D357,633 S * 4/1995 Granai D9/553
- D369,294 S 4/1996 Hirato
- D369,557 S * 5/1996 Hiro et al. D9/558
- 5,542,585 A * 8/1996 Peters et al. 222/531
- D376,310 S 12/1996 Crawford
- D378,276 S 3/1997 Kotoucek et al.
- D381,261 S 7/1997 Crawford
- D395,399 S 6/1998 Crawford
- D398,532 S 9/1998 Crawford

(Continued)

FOREIGN PATENT DOCUMENTS

AU 96326 4/1987

(Continued)

Primary Examiner—Carol Rademaker

(74) *Attorney, Agent, or Firm*—Amy M. Fernandez

(57) **CLAIM**

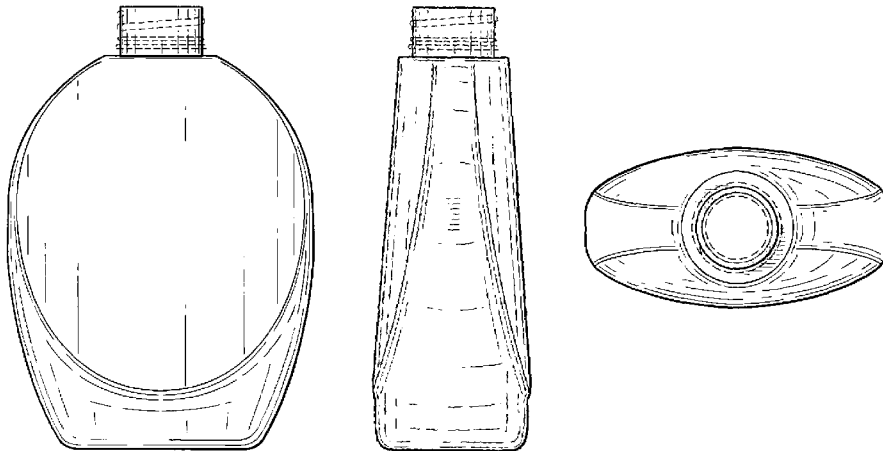
The ornamental design for a container, as shown and described.

DESCRIPTION

FIG. 1 is a perspective view of the container of my design;
 FIG. 2 is a front elevational view thereof;
 FIG. 3 is a rear elevational view thereof;
 FIG. 4 is a left side elevational view thereof;
 FIG. 5 is a right side elevational view thereof;
 FIG. 6 is a top plan view thereof; and,
 FIG. 7 is a bottom plan view thereof.

The broken line showing of threads and of the bottom of the container in the drawing views are included for the purpose of showing environmental structure that forms no part of the claimed design.

1 Claim, 6 Drawing Sheets



US D587,591 S

Page 2

U.S. PATENT DOCUMENTS

D406,066 S 2/1999 Crawford
 D413,807 S * 9/1999 Mikla D9/542
 D414,103 S 9/1999 Crawford
 D414,117 S 9/1999 Mikla
 D416,805 S 11/1999 Mikla
 D421,215 S 2/2000 Crawford
 D423,368 S 4/2000 Crawford
 D433,623 S 11/2000 Crawford
 D433,637 S 11/2000 Hailey et al.
 D449,230 S * 10/2001 Harris et al. D9/558
 D450,247 S 11/2001 Johnson et al.
 D451,008 S * 11/2001 Crawford D9/571
 D460,348 S * 7/2002 Crawford et al. D9/549 X
 D460,686 S * 7/2002 Crawford et al. D9/682
 D480,008 S 9/2003 Maus
 D482,624 S 11/2003 Hadkte et al.
 D484,403 S 12/2003 Crawford
 D490,320 S 5/2004 Guislain
 D491,813 S 6/2004 Calello
 D503,890 S * 4/2005 Thunberg et al. D9/550
 D513,189 S 12/2005 Busa, Jr. et al.
 D514,948 S 2/2006 Busa, Jr. et al.
 D517,416 S 3/2006 Borgerson et al.
 D523,754 S * 6/2006 Williams D9/558
 D527,258 S * 8/2006 Crawford D9/448
 D538,665 S * 3/2007 Wilson et al. D9/563 X
 D564,891 S * 3/2008 Clark et al. D9/542

D567,107 S * 4/2008 Crawford et al. D9/682

FOREIGN PATENT DOCUMENTS

AU	96327	4/1987
AU	96328	4/1987
AU	96329	4/1987
AU	99567	2/1988
AU	99958	3/1988
AU	109887	12/1990
AU	109888	12/1990
AU	139144	12/1999
AU	140220	3/2000
AU	141555	8/2000
AU	150634	2/2003
AU	151792	5/2003
AU	151837	5/2003
AU	151838	5/2003
AU	151839	5/2003
AU	151840	5/2003
AU	151841 S	5/2003
BR	MI 3600902	9/1977
BR	MI 3600903	9/1977
BR	MI 4901641	5/1990
BR	DI 5800581-1	12/1998
BR	DI 5801379-2	6/2000
BR	DI 6203612-2 F	3/2003
BR	DI 6304060-3 F	2/2004
FR	374674-374677	10/1994
RU	49646	12/2001
WO	DM/050324	3/2000
WO	DM/063943	8/2003

* cited by examiner

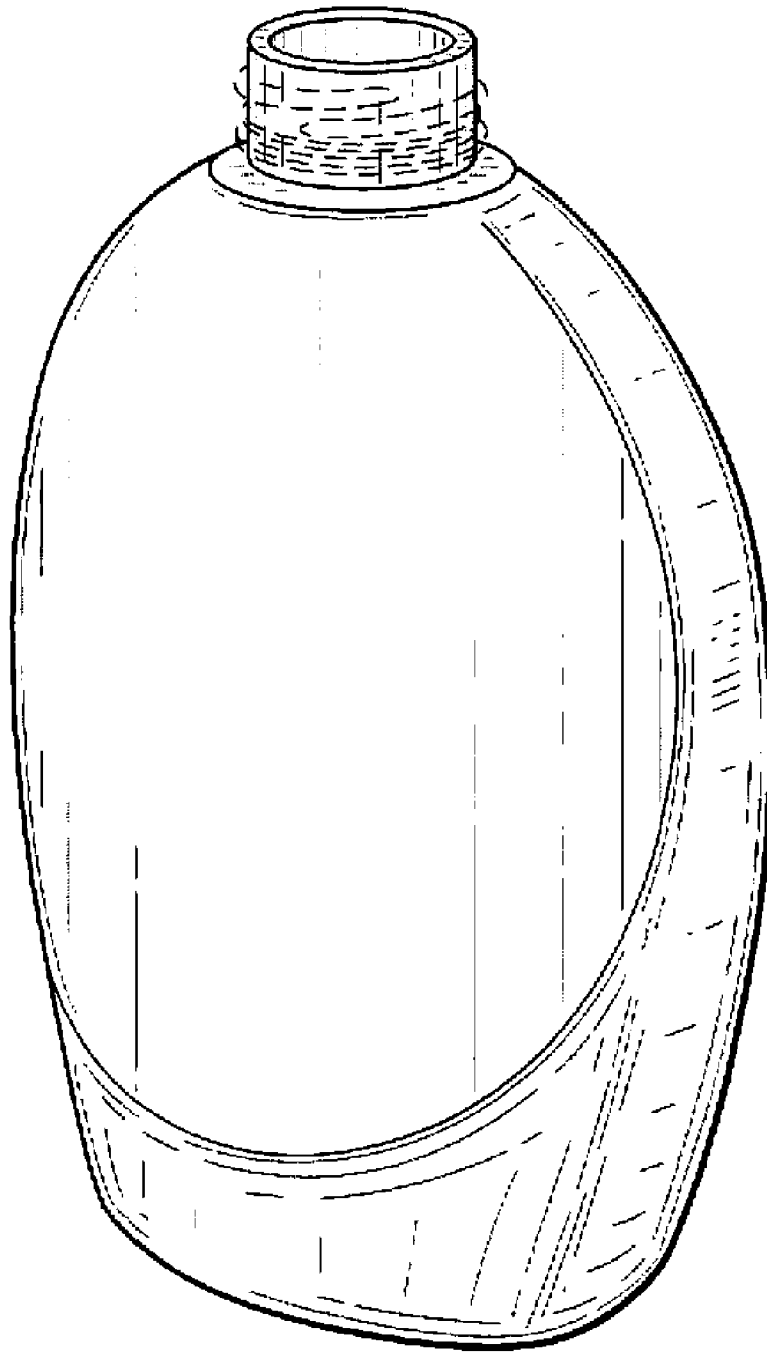


FIG. 1

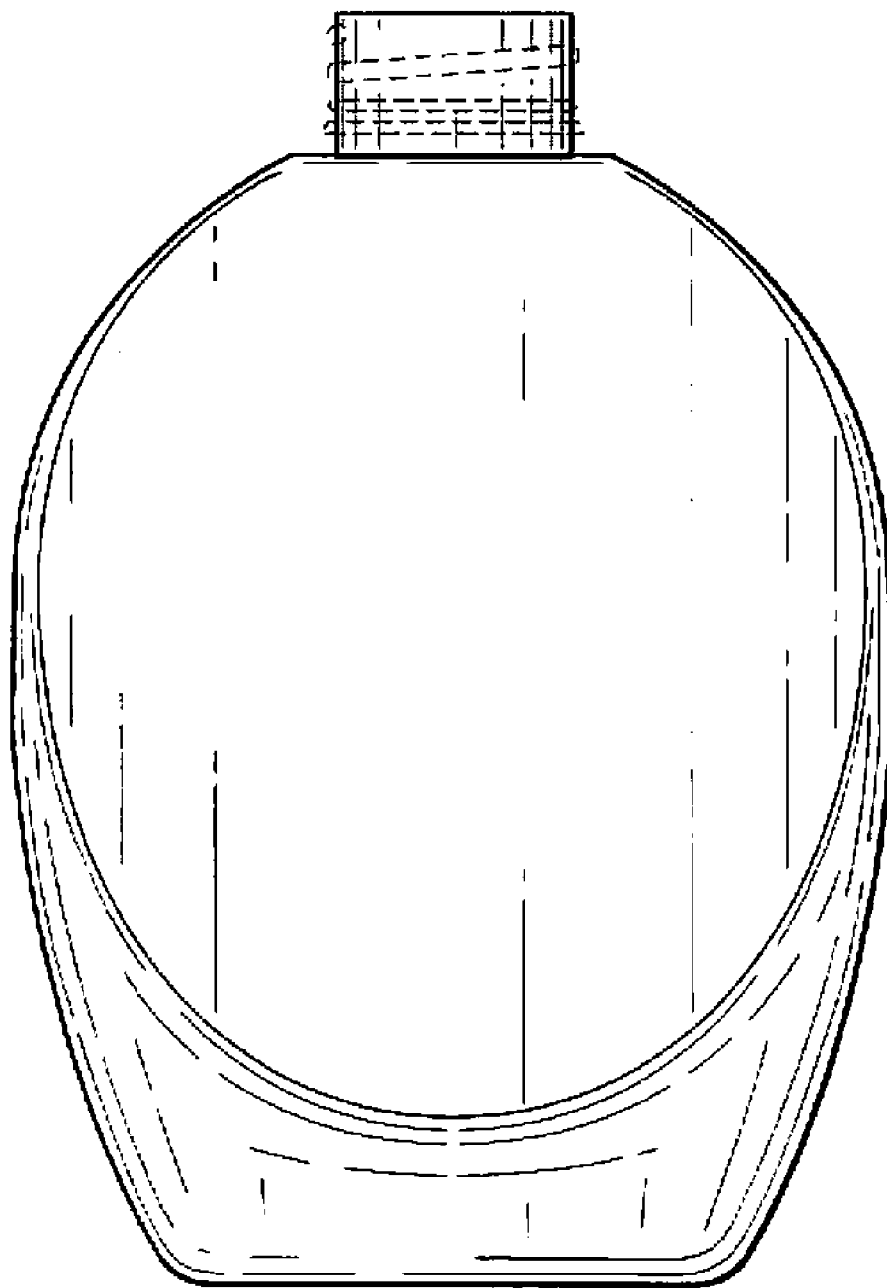


FIG. 2

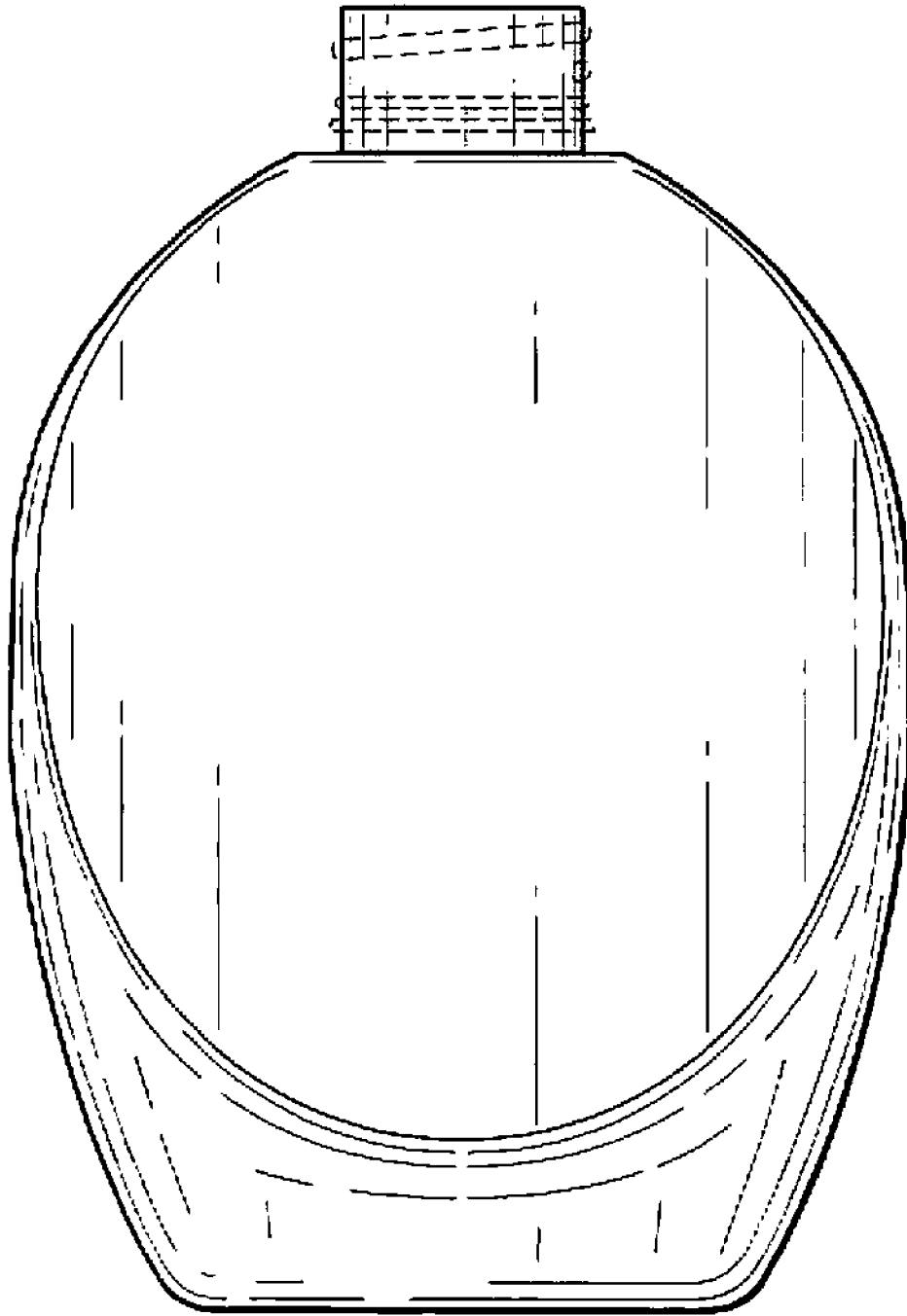


FIG. 3

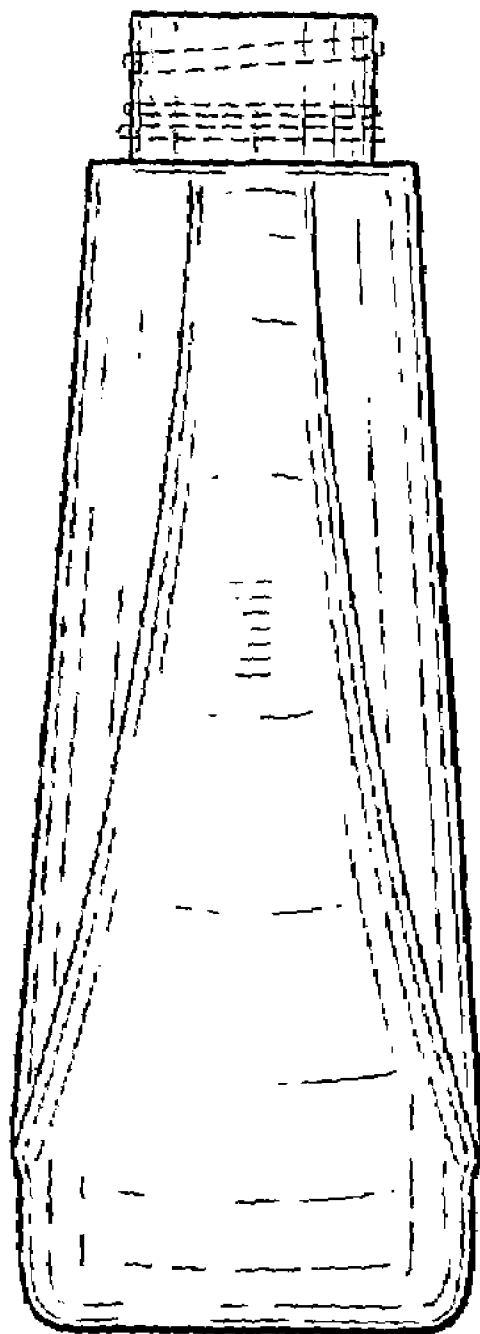


FIG. 4

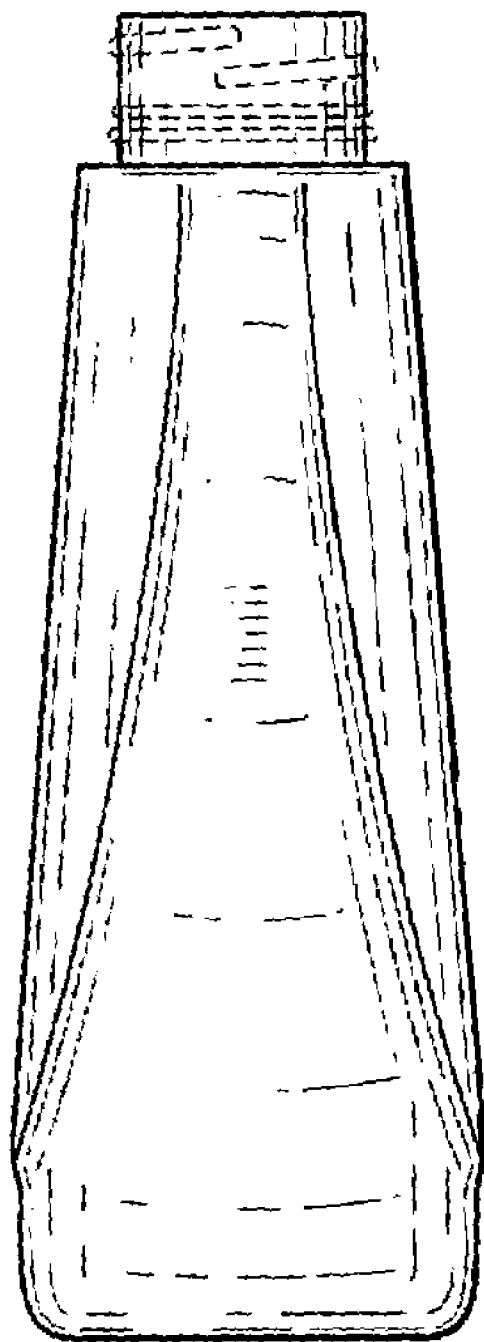


FIG. 5

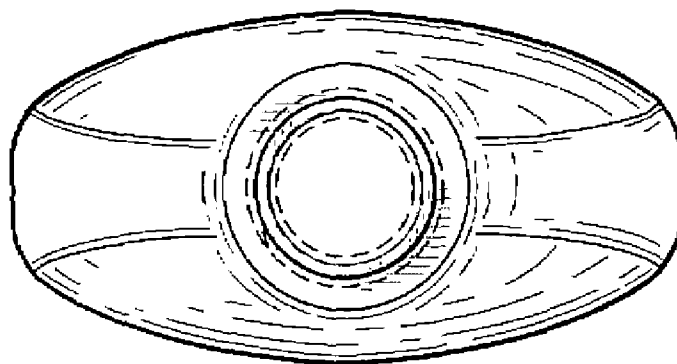


FIG. 6




FIG. 7