



US00D705016S

(12) **United States Design Patent**  
**Wilson, Jr. et al.**

(10) **Patent No.:** **US D705,016 S**

(45) **Date of Patent:** **\*\* May 20, 2014**

(54) **NAPKIN DISPENSER**

(71) Applicant: **SCA Hygiene Products AB**, Göteborg (SE)

(72) Inventors: **Rodney A. Wilson, Jr.**, Wilmington, DE (US); **Leo Gonzales**, West Chester, PA (US)

(73) Assignee: **SCA Hygiene Products AB**, Gothenburg (SE)

(\*\*) Term: **14 Years**

(21) Appl. No.: **29/467,397**

(22) Filed: **Sep. 18, 2013**

**Related U.S. Application Data**

(62) Division of application No. 29/414,208, filed on Feb. 27, 2012, now Pat. No. Des. 692,730.

(30) **Foreign Application Priority Data**

Aug. 30, 2011 (EM) ..... 001293070

(51) **LOC (10) Cl.** ..... **07-06**

(52) **U.S. Cl.**  
USPC ..... **D7/631**

(58) **Field of Classification Search**

USPC ..... D7/631-634; D6/518-525, 553, 567, D6/574, 542-545; 206/409, 233, 494, 206/77.1; 221/30-60, 208, 227, 279, 282, 221/284, 14, 92, 649, 146.1; 211/13.1, 211/86.01, 87.01

See application file for complete search history.

(56) **References Cited**

**U.S. PATENT DOCUMENTS**

2,426,136 A 8/1947 Agamaite, Jr.  
2,852,158 A 9/1958 Jones et al.  
4,838,454 A \* 6/1989 Salzman et al. .... 221/57

D371,708 S \* 7/1996 Haley et al. .... D6/518  
6,585,129 B2 \* 7/2003 Moody et al. .... 221/44  
D493,312 S \* 7/2004 Collins et al. .... D6/518  
D507,138 S 7/2005 Hochtritt et al.  
6,981,610 B2 \* 1/2006 Smiley et al. .... 221/33  
D526,165 S 8/2006 Burns et al.  
D527,587 S 9/2006 Zeiron  
D528,871 S 9/2006 Zeiron  
7,134,571 B2 11/2006 Hochtritt et al.

(Continued)

**FOREIGN PATENT DOCUMENTS**

AU 307524 S 6/2006  
RU 67907 S 9/2008

**OTHER PUBLICATIONS**

Office Action dated Sep. 12, 2012, issued in corresponding Russian Patent Application No. 2012501546, and an English Translation thereof.

*Primary Examiner* — Terry Wallace

(74) *Attorney, Agent, or Firm* — Buchanan Ingersoll & Rooney PC

(57) **CLAIM**

The ornamental design for a napkin dispenser, as shown and described.

**DESCRIPTION**

FIG. 1 is a top plan view of a napkin dispenser showing our new design.

FIG. 2 is a bottom view thereof.

FIG. 3 is a side elevational view thereof.

FIG. 4 is a side elevational view thereof showing a side opposite that shown in FIG. 3.

FIG. 5 is a front elevational view thereof.

FIG. 6 is a rear elevational view thereof; and,

FIG. 7 is a perspective view thereof.

**1 Claim, 4 Drawing Sheets**



(56)

**References Cited**

U.S. PATENT DOCUMENTS

D552,428 S	10/2007	Zeiron	D648,187 S *	11/2011	Kuehneman et al. ....	D7/631
D568,655 S	5/2008	Friesen et al.	D649,820 S	12/2011	Stutzel	
7,543,719 B2	6/2009	Young et al.	D666,035 S	8/2012	Velazquez et al.	
D604,996 S	12/2009	Kuehneman et al.	D675,851 S	2/2013	Wilson	
D613,536 S	4/2010	Pattberg	2003/0019880 A1 *	1/2003	Timmers et al. ....	221/47
D623,452 S	9/2010	McNeely et al.	2005/0056657 A1	3/2005	Hochtritt et al.	
D630,873 S	1/2011	Kuehneman et al.	2005/0150898 A1 *	7/2005	Young et al. ....	221/53
			2006/0071012 A1	4/2006	Reinsel et al.	
			2008/0257903 A1 *	10/2008	Hirasawa et al. ....	221/52

\* cited by examiner

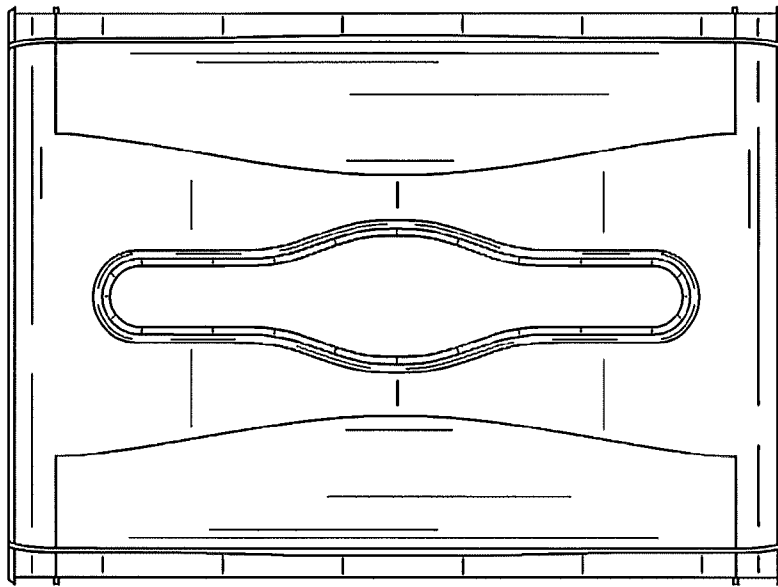


FIG. 1

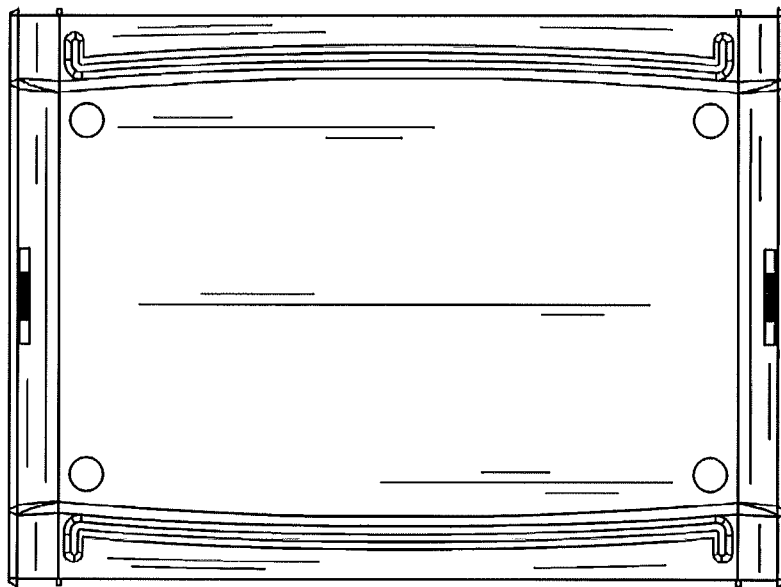


FIG. 2



FIG. 3



FIG. 4

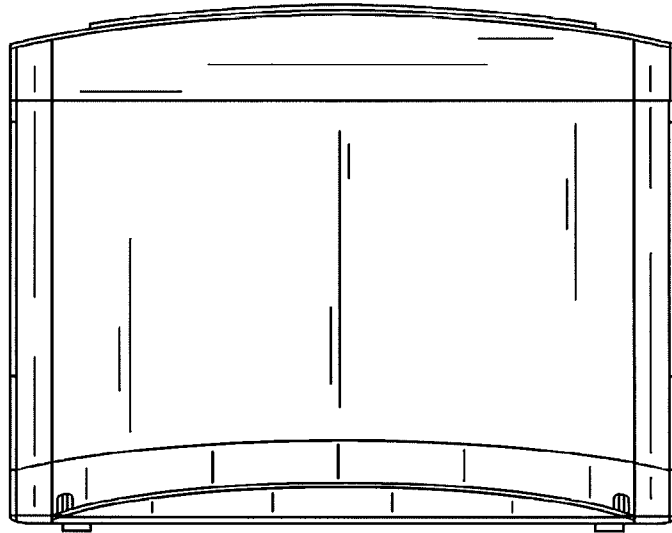


FIG. 5

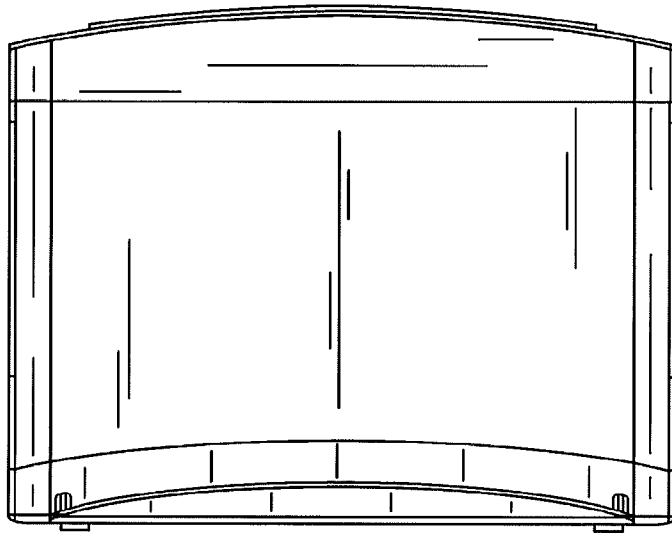


FIG. 6

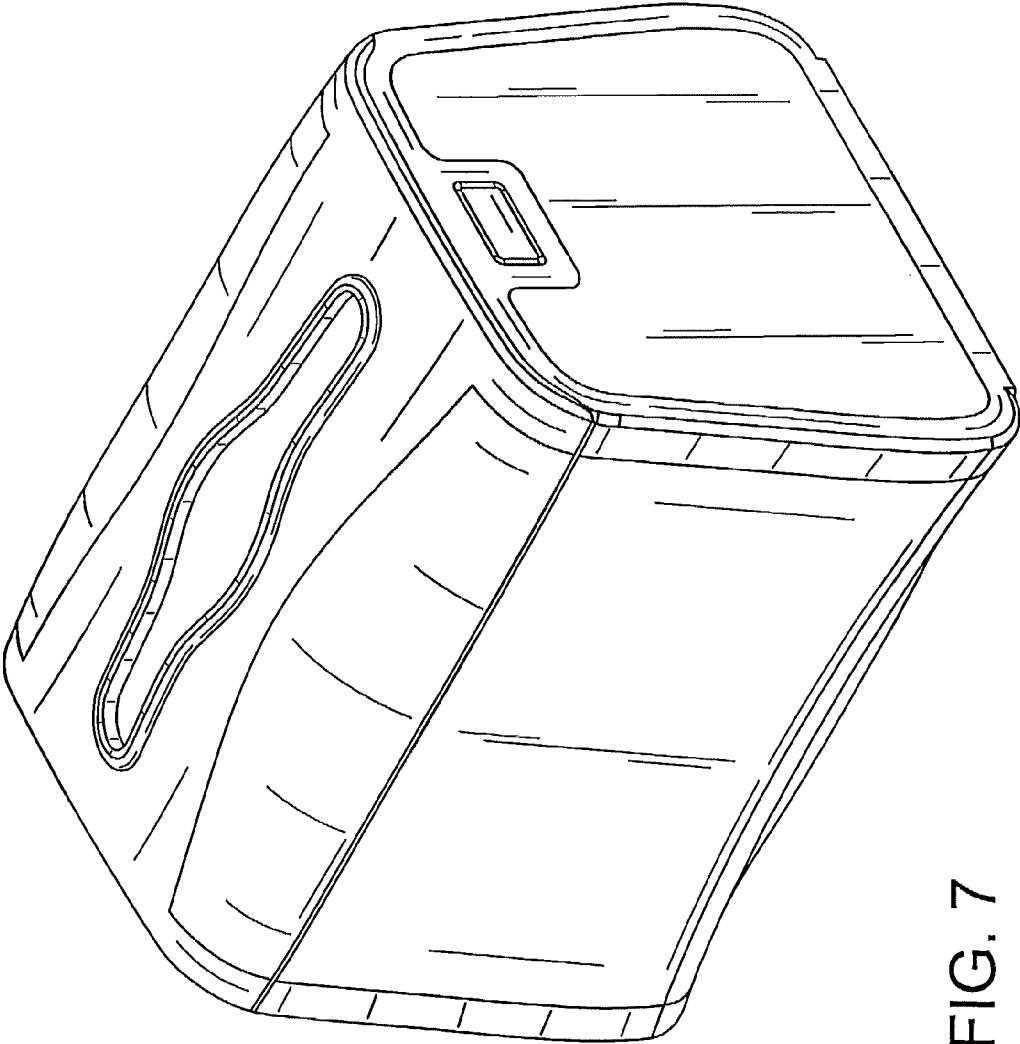


FIG. 7