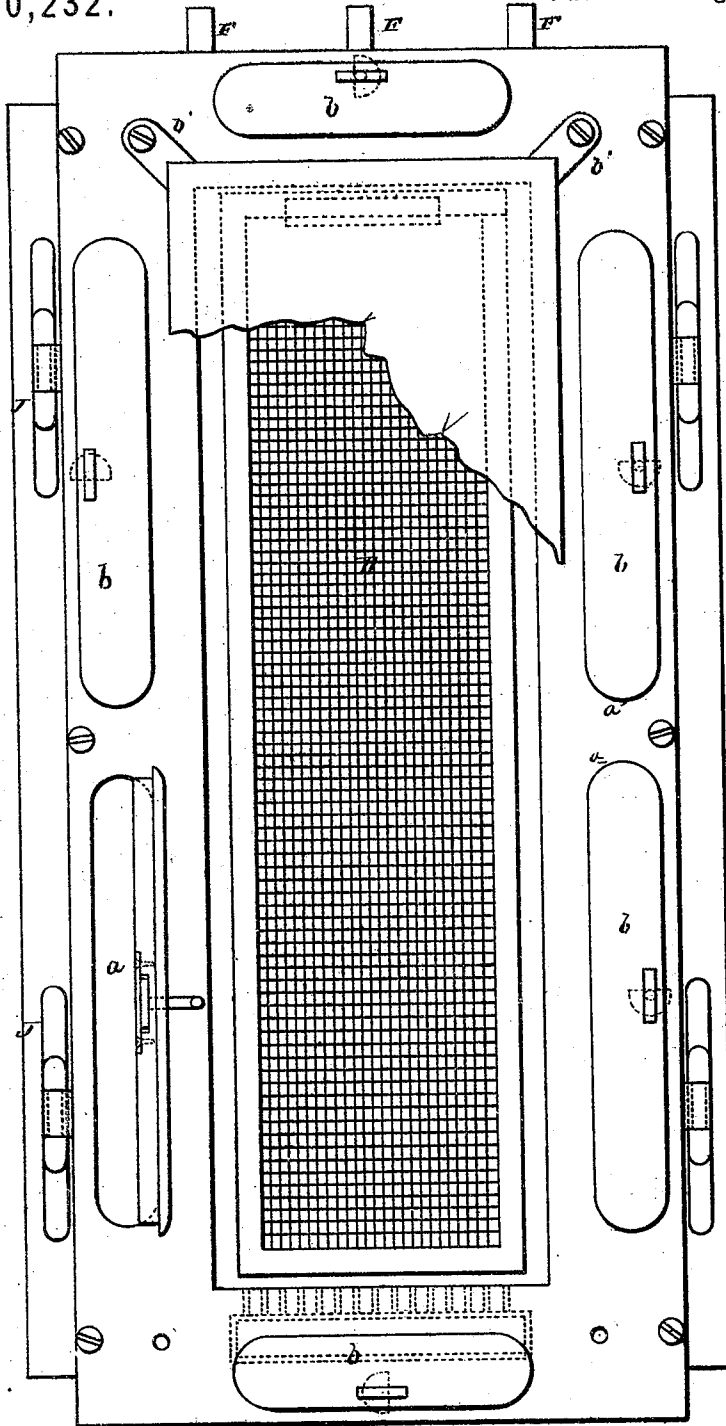


J. A. MITCHELL.

Improvement in Preserving and Embalming Dead Bodies.

No. 130,232.

Patented Aug. 6, 1872.



WITNESSES.

Villette Anderson.
Geo Elphance.

Fig. 1.

INVENTOR.

Jno. A. Mitchell
Chapman & Brown
Attys.

J. A. MITCHELL.

Improvement in Preserving and Embalming Dead Bodies.

No. 130,232.

Patented Aug. 6, 1872.

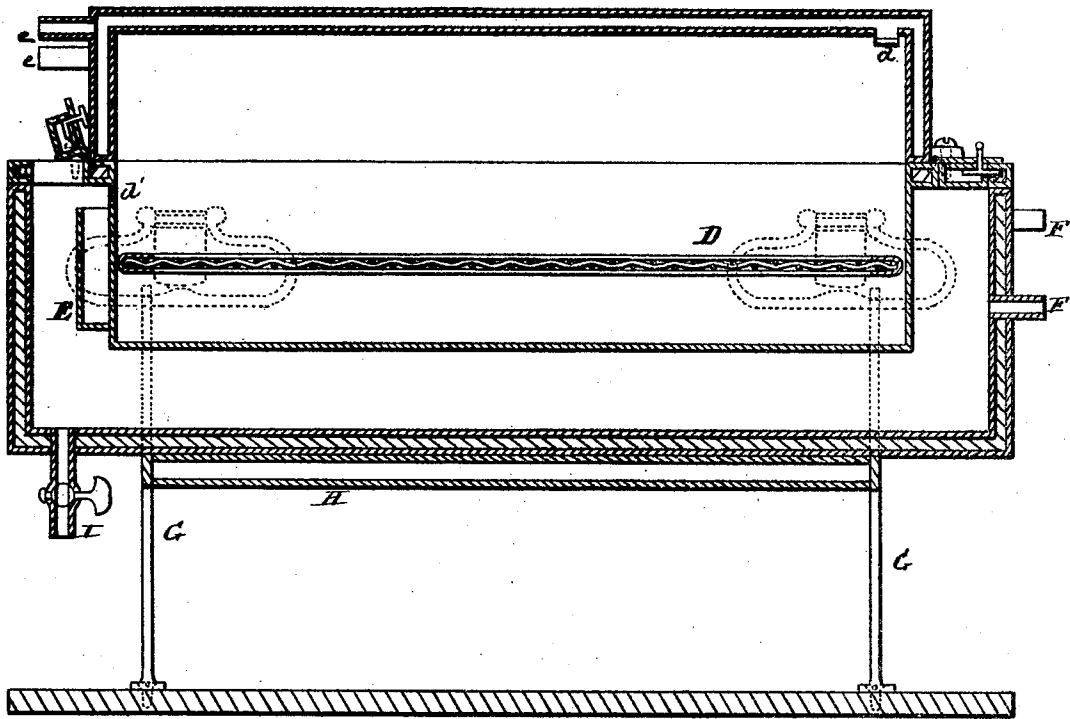


Fig. 2.

WITNESSES.

Villette Anderson
Geo. Elphame,

INVENTOR.

John A. Mitchell
Chapman & Hosmer
Attys.

J. A. MITCHELL.

why dead?

Improvement in Preserving and Embalming Dead Bodies.

No. 130,232.

Patented Aug. 6, 1872.

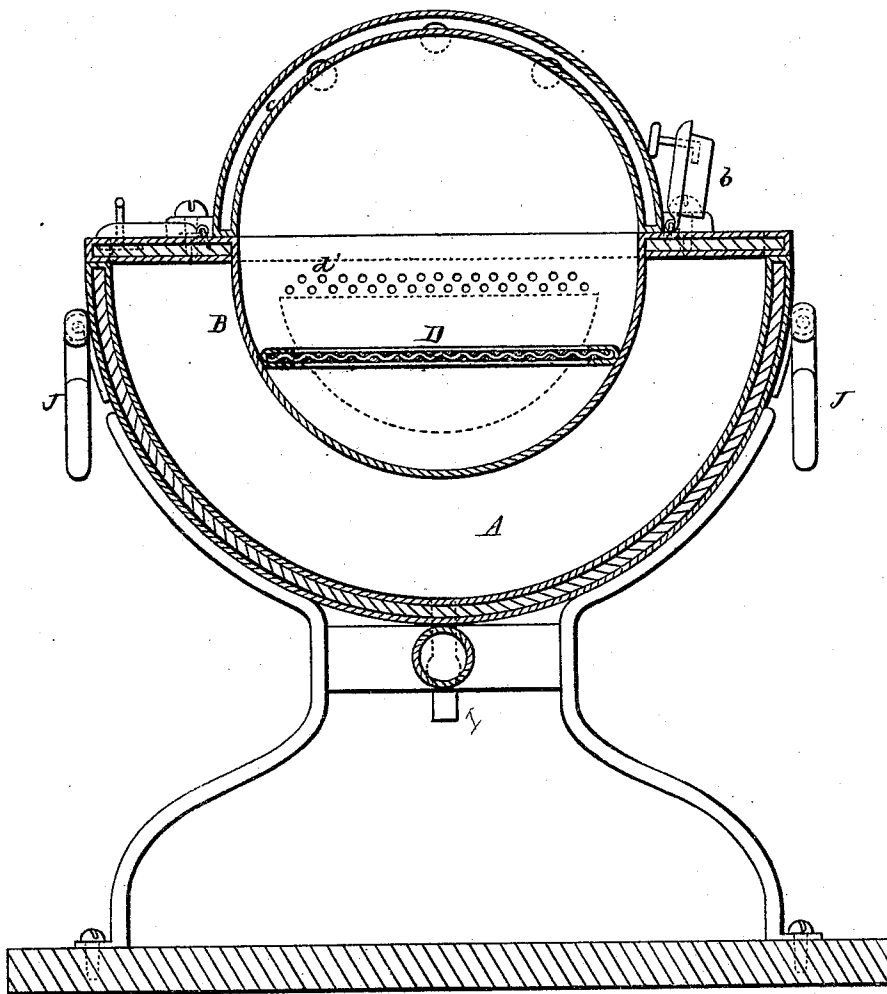


Fig. 3.

WITNESSES.

Villette Anderson
Geo. E. Upham,

INVENTOR.

Jno. A. Mitchell,
Chapman Hosmer & C.
Atty

UNITED STATES PATENT OFFICE.

JOHN A. MITCHELL, OF MAYSVILLE, KENTUCKY.

IMPROVEMENT IN PRESERVING AND EMBALMING DEAD BODIES.

Specification forming part of Letters Patent No. 130,232, dated August 6, 1872.

To all whom it may concern:

Be it known that I, JOHN A. MITCHELL, of Maysville, in the county of Mason and State of Kentucky, have invented a new and valuable Improvement in Embalming-Machine; and I do hereby declare that the following is a full, clear, and exact description of the construction and operation of the same, reference being had to the annexed drawing making a part of this specification, and to the letters and figures of reference marked thereon.

Figure 1 of the drawing is a representation of a top view of my invention with cover partly removed. Fig. 2 is a longitudinal section of the same. Fig. 3 is a cross-section of the same.

My invention has relation to the embalming of corpses; and it consists in the construction and novel arrangement of the parts of an apparatus embracing a cylindrical body-holder, a semi-cylindrical ice-receptacle, a chest or box to contain chemicals, tubes for the connection of a bellows wherewith to force cold air and chemical spray and fumes over the body to dry, congeal, and embalm the same, and tubes for the escape of moisture and noxious exhalations, all as hereinafter more fully described.

Referring to the accompanying drawing, A designates a semi-cylindrical chest or receptacle, designed for the purpose of holding ice, which is placed therein through openings at *a*, provided with hinged doors *b*. B represents a cylindrical case, composed of two separable semi-cylindrical sections, the lower one of which lies within and is secured to the ice-chest, while the upper section rests on the horizontal top-inclosers of the ice-chest, and, being provided with corner lugs *b'*, is secured thereto, as shown in Fig. 1. The case B is designed to contain the corpse during the embalming process, and is furnished with a wire-gauze or perforated shelf, D, raised above the bottom of the case to hold the corpse and allow cold air and chemical fumes to pass under as well as over it. The upper part of the body-holder and the walls of the ice-chest are double. The space between the latter is filled with charcoal to prevent external heat from being communicated to the ice. The space *c*, between the walls of the upper section of the body-holder, is empty, and has communication with the interior of said body-holder by means

of an aperture at *d*. From one end of the upper section of the body-holder three tubes, *e*, project, and communicate with the space *c*. This space is used only for the purpose of conducting off the air, gases, and moisture from the body. The tubes *e* may have small flexible tubes connecting them to a larger tube or hose, which, being put out through a window, will carry said air, gases, and moisture to the outside of the room in which the embalming process is being carried on. The lower section of the body-holder is perforated at one end, as shown at *d'*, and below these perforations a trough, E, arranged. This trough contains the chemical compound by means of which the corpse, after being properly dried and cooled, is embalmed. At one end of the ice-chest three tubes, F, are arranged. These tubes communicate with the interior of the chest, and are coupled to a bellows by means of flexible branch-connections proceeding from a main tube. G designates legs or frames supporting the apparatus. H indicates a horizontal tubular connecting-brace between such frames. I is a cock for the escape of water from the ice-chest after the ice is melted. J J are handles, attached to the sides of the ice-chest, and used in handling the apparatus.

The process of embalming by this apparatus is as follows: The ice-chest is first filled with ice and closed tightly, and the body inclosed within its holder or case, after which the bellows—preferably of a rotary kind—is connected, and worked from one-half to one and one-half hours, according to the size of the body. By this means a current of air is forced through the ice and cooled thereby, and brought in contact with the body, driving therefrom all the animal heat, moisture, and gases. The chemical trough is now filled with a composition of alcohol, sulphuric ether, carbolic acid, corrosive sublimate, arsenic, and chloroform, after which the bellows is again worked for a half hour or an hour, and the chemicals thrown over the body in the form of spray, which fully impregnates it. The cover of the body-case is next removed, and chemicals of the same nature as those mentioned poured into said case through the gauze or perforated shelf, after which the cover is replaced, the tubes closed air-tight, and the body allowed to remain subject to the fumes of the chemicals for

from ten to twenty hours. The body will be then perfectly embalmed, and may be kept for a great length of time without danger of decaying.

What I claim as new is—

1. The improved embalming apparatus, consisting of the ice-chest A with air-tubes F F, and the double-section body-case B having the escape-tubes *e*, perforations *d'*, chemical-trough E, and gauze or perforated shelf D, substantially as specified.

2. The body-holder B, composed of two semi-cylindrical separable sections, of which the upper is double-walled, and provided with the

opening *d* and tubes *e*, while the lower is perforated at *d'* and is furnished with chemical-trough E, substantially as specified.

3. The embalming composition, formed by the admixture of alcohol, sulphuric ether, carbolic acid, corrosive sublimate, arsenic, and chloroform, substantially as described.

In testimony that I claim the above I have hereunto subscribed my name in the presence of two witnesses.

JOHN A. MITCHELL.

Witnesses:

A. C. RESPESS,
C. D. OUTTEN.