



US00D415161S

# United States Patent [19]

[11] Patent Number: Des. 415,161

Gerba et al.

[45] Date of Patent: \*\* Oct. 12, 1999

[54] **THREE SIDED REMOTE CONTROL**

[75] Inventors: **George Gerba**, Venice; **Margeigh Joy**, San Francisco; **Howard Meiseles**, Stevenson Ranch; **Michael Nichols**, Altadena; **Drew Takahashi**, San Mateo, all of Calif.

5,515,173 5/1996 Mankovitz et al. .  
 5,539,391 7/1996 Yuen .  
 5,552,837 9/1996 Mankovitz .  
 5,553,123 9/1996 Chan et al. .  
 5,559,550 9/1996 Mankovitz .  
 5,673,089 9/1997 Yuen et al. .

### OTHER PUBLICATIONS

[73] Assignee: **Corporate Media Partners**, Los Angeles, Calif.

[\*\*] Term: **14 Years**

Marriott, Michel. "Web TV Offers Cheap Web Access, but Consumers are Wary," *The New York Times*, Feb. 26, 1998; p. G5.

[21] Appl. No.: **29/084,868**

[22] Filed: **Mar. 12, 1998**

International Business Machines Corporation, "IBM Aptiva Computer Setup Poster," with illustration showing PC Remote, printed Aug., 1997.

[51] **LOC (6) Cl.** ..... **14-03**

[52] **U.S. Cl.** ..... **D14/218**

[58] **Field of Search** ..... D14/124, 217,  
 D14/218, 299; D10/104, 106; D13/168;  
 D21/333, 329; 455/151.1-151.4, 152.1,  
 352-355; 200/331

*Primary Examiner*—Louis S. Zarfaz  
*Assistant Examiner*—G. Andoll  
*Attorney, Agent, or Firm*—Brown Raysman Millstein Felder & Steiner LLP

### [57] CLAIM

The ornamental design for a three sided remote control, as shown and described.

[56] **References Cited**  
**U.S. PATENT DOCUMENTS**

### DESCRIPTION

D. 222,966	2/1972	Hawkins et al. ....	D13/168
D. 266,501	10/1982	Stefanik .....	D13/168
D. 364,166	11/1995	Yuen .	
D. 364,872	12/1995	Schwartz .....	D14/218
D. 375,748	11/1996	Hartman .....	D14/218
D. 377,797	2/1997	Stropkay et al. ....	D14/218
D. 384,939	10/1997	Schaffner .....	D13/168
D. 386,185	11/1997	Cho .....	D14/218
D. 388,792	1/1998	Nykerk .....	D14/218
D. 406,568	3/1999	Harmuth et al. ....	D13/168
3,440,427	4/1969	Kammer .	
4,375,651	3/1983	Templin et al. .	
5,335,079	8/1994	Yuen et al. .	
5,475,382	12/1995	Yuen et al. .	

FIG. 1 is a front and right side perspective view of a three sided remote control showing our new design;  
 FIG. 2 is a front elevational view thereof;  
 FIG. 3 is a back and right side perspective view thereof;  
 FIG. 4 is a back elevational view thereof;  
 FIG. 5 is a right side elevational view thereof;  
 FIG. 6 is a left side elevational view thereof;  
 FIG. 7 is a top elevational view thereof; and,  
 FIG. 8 is a bottom elevational view thereof.  
 The broken lines in the Figures is for illustrative purposes only and forms no part of the claimed design.

1 Claim, 6 Drawing Sheets

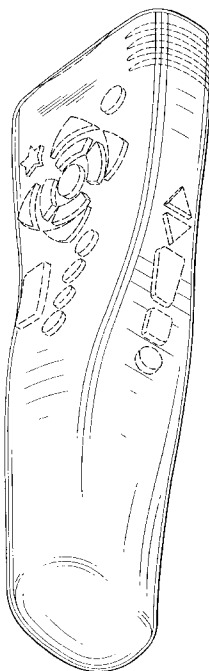


FIG. 1

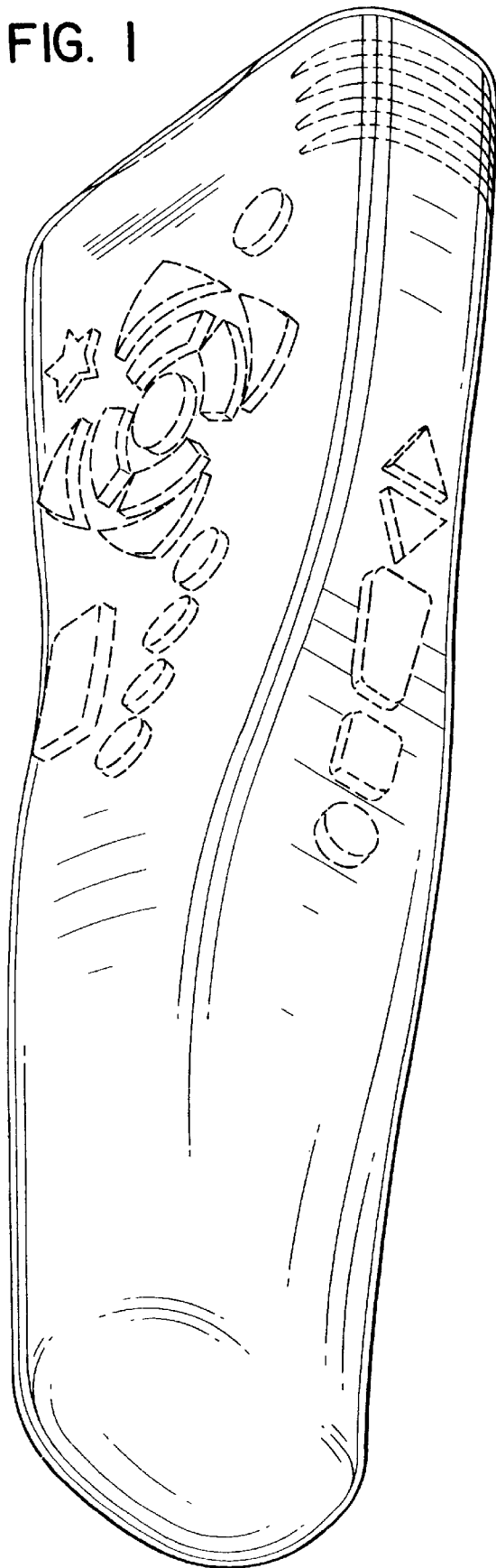
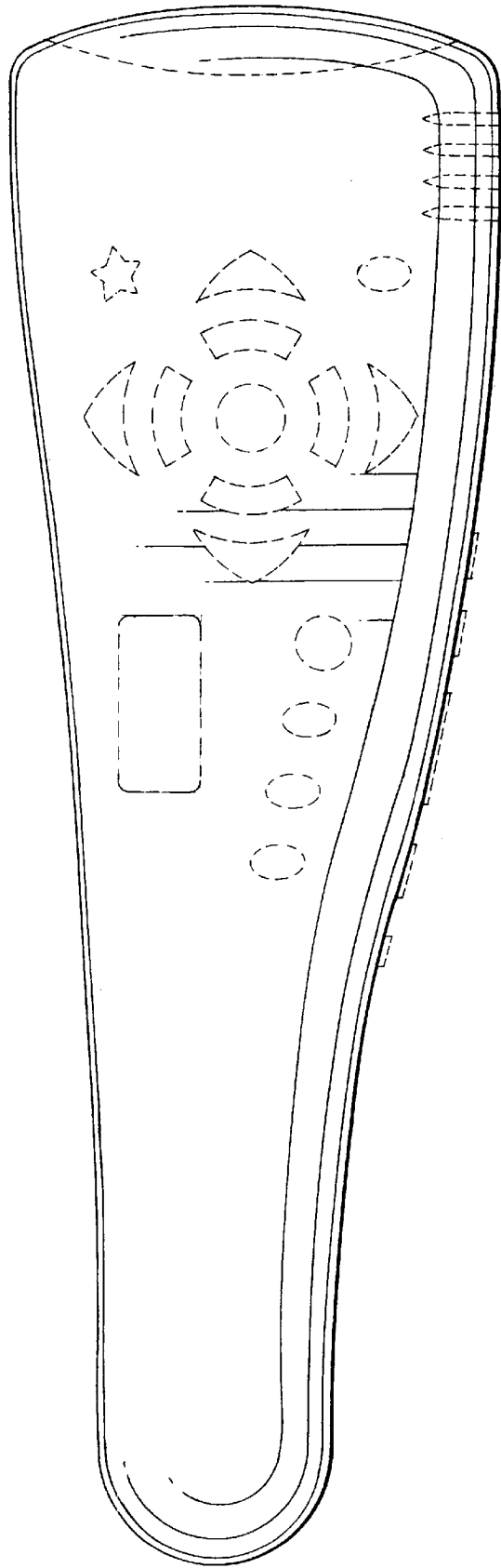


FIG. 2



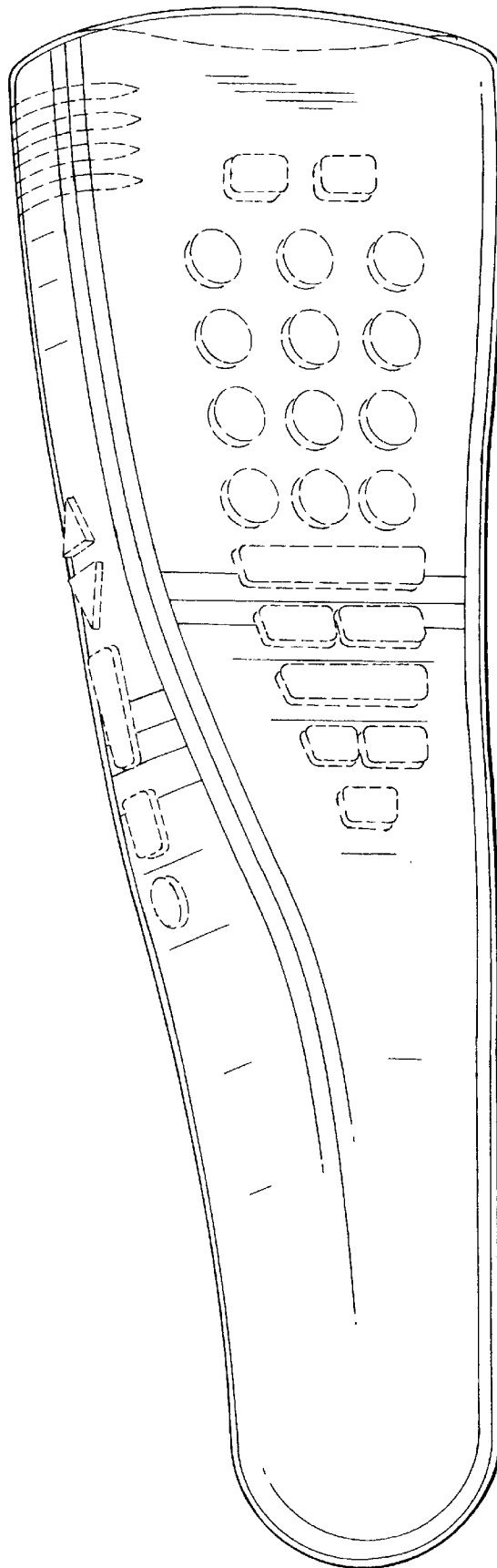
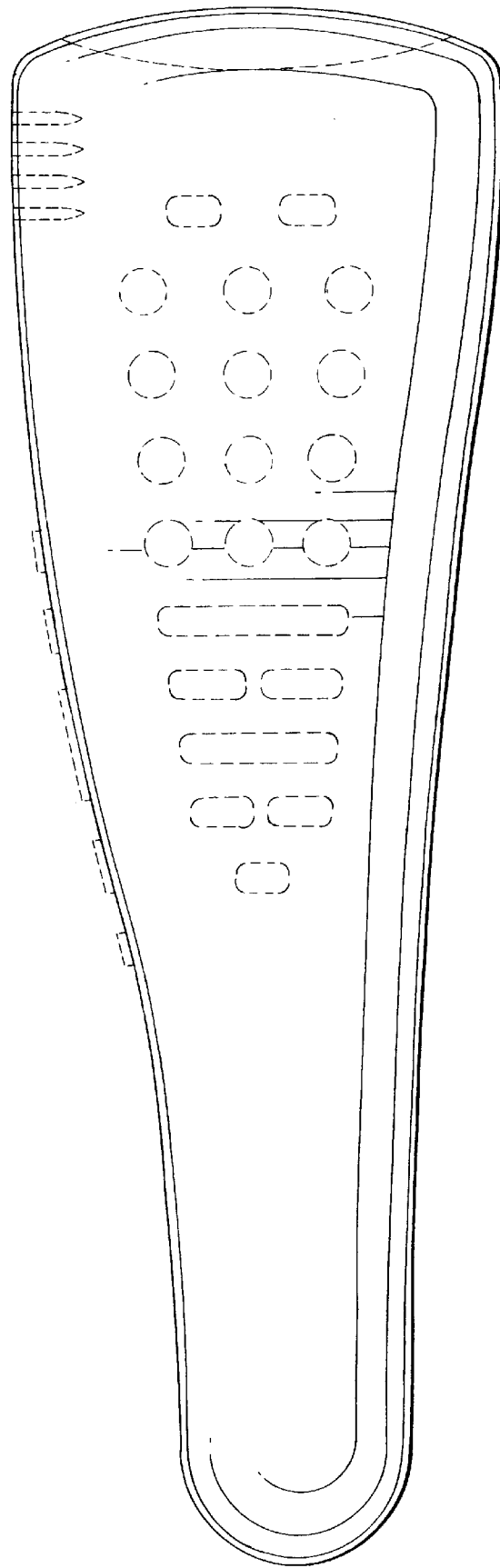


FIG. 3

FIG. 4



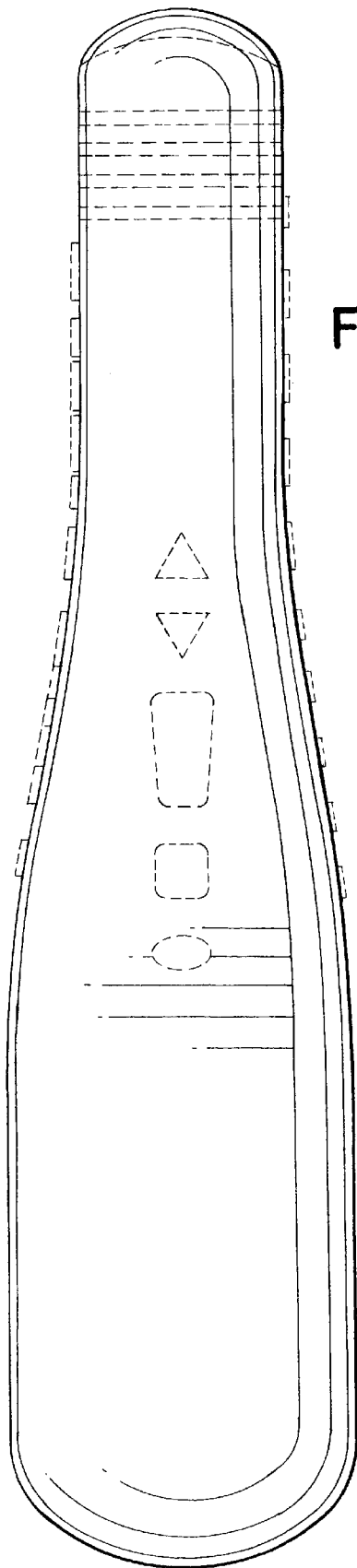


FIG. 5

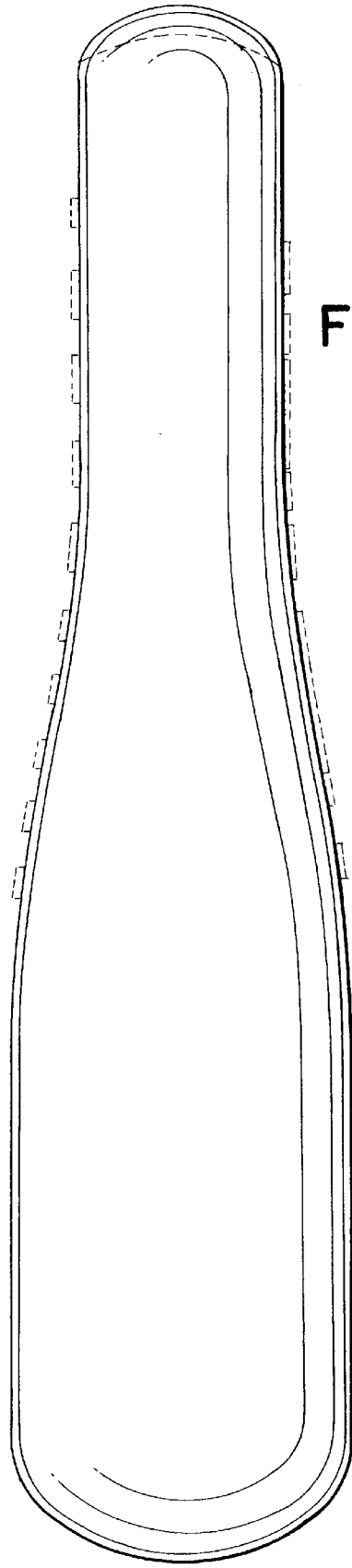


FIG. 6

FIG. 7

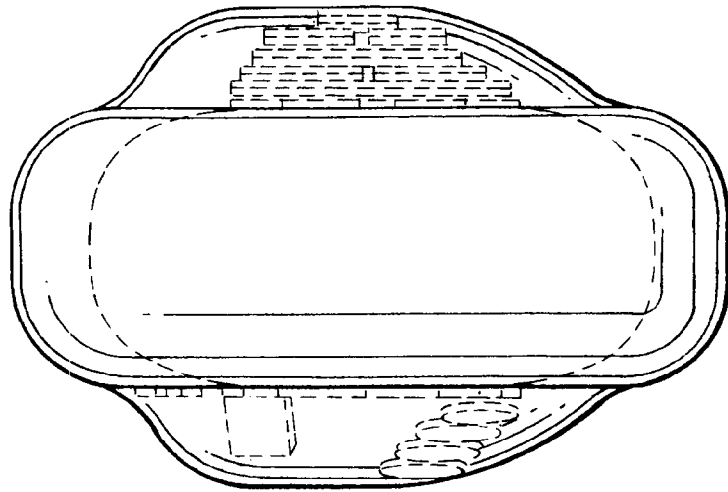


FIG. 8

