



US00D766580S

(12) **United States Design Patent** (10) **Patent No.:** **US D766,580 S**  
**Kollar et al.** (45) **Date of Patent:** **\*\* Sep. 20, 2016**

(54) **ELECTRIC TOOTHBRUSH**

FOREIGN PATENT DOCUMENTS

(71) Applicant: **Ranir, LLC**, Grand Rapids, MI (US)

CN 102743016 A \* 10/2012 ..... A61C 17/348  
CN 302271308 S \* 1/2013

(72) Inventors: **Kevin J Kollar**, Ada, MI (US);  
**Jonathan M. Stebila**, Grand Rapids,  
MI (US)

*Primary Examiner* — Susan E Krakower  
*Assistant Examiner* — Lisa A Grabenstetter  
(74) *Attorney, Agent, or Firm* — Warner Norcross & Judd  
LLP

(73) Assignee: **Ranir, LLC**, Grand Rapids, MI (US)

(57) **CLAIM**

(\*\*) Term: **14 Years**

The ornamental design for an electric toothbrush, as shown  
and described.

(21) Appl. No.: **29/452,885**

**DESCRIPTION**

(22) Filed: **Apr. 23, 2013**

(51) **LOC (10) Cl.** ..... **04-02**

(52) **U.S. Cl.**  
USPC ..... **D4/101**

(58) **Field of Classification Search**  
USPC ..... D4/101, 104–112, 138; 15/167.1,  
15/167.2, 176.1, 176.6; D24/146, 147,  
D24/176, 180  
CPC ..... A46B 9/04; A46B 13/00; A46B 13/02;  
A46B 13/023; A46B 15/0002; A46B  
15/0004; A46B 15/0006; A46B 15/0008;  
A36B 2200/1066; A36B 2200/1073; A36B  
2200/108; A36B 2200/1086; A61C 17/16;  
A61C 17/22; A61C 17/222; A61C 17/225;  
A61C 17/227

See application file for complete search history.

FIG. 1 is a perspective view of a first embodiment of an electric toothbrush showing our new design;  
FIG. 2 is a right side view thereof, the left side being a mirror image thereof;  
FIG. 3 is a front view thereof;  
FIG. 4 is a rear view thereof;  
FIG. 5 is an enlarged top plan view thereof;  
FIG. 6 is an enlarged bottom plan view thereof;  
FIG. 7 is a perspective view of a second embodiment of an electric toothbrush;  
FIG. 8 is a right side view thereof, the left side being a mirror image thereof;  
FIG. 9 is a front view thereof;  
FIG. 10 is a rear view thereof;  
FIG. 11 is an enlarged top plan view thereof; and,  
FIG. 12 is an enlarged bottom plan view thereof.  
The broken lines showing a brush head in FIGS. 1-5 and 7-11, and the broken lines shown on the rear of the handle in FIGS. 4 and 10 and on the bottom of the handle in FIGS. 6 and 12 illustrate portions of the electric toothbrush that form no part of the claimed design with the broken lines that are immediately adjacent the surface shading in FIGS. 4, 6-9 and 11-12 representing the bounds of the claim and forming no part thereof. The oval shaped broken line on the front of the handle in FIGS. 7-9 and 11 illustrates an unclaimed line on the surface of the handle and forms no part of the claimed design.

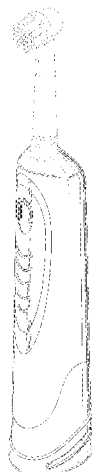
(56) **References Cited**

U.S. PATENT DOCUMENTS

D436,254 S 1/2001 Kling et al.  
D500,208 S 12/2004 Vu  
D508,776 S 8/2005 Kling et al.  
D527,185 S 8/2006 Vu  
D533,720 S \* 12/2006 Vu ..... D4/101  
D534,726 S 1/2007 Vu  
D534,727 S 1/2007 Vu  
D534,728 S 1/2007 Vu

(Continued)

**1 Claim, 6 Drawing Sheets**



# US D766,580 S

Page 2

---

(56)

## References Cited

### U.S. PATENT DOCUMENTS

D547,951 S 8/2007 Ullmann et al.  
D586,125 S 2/2009 Winkler et al.

D625,104 S 10/2010 Winkler  
D632,483 S \* 2/2011 Crossman ..... D4/101  
D658,382 S 5/2012 Heil et al.  
D658,883 S 5/2012 Winkler et al.

\* cited by examiner

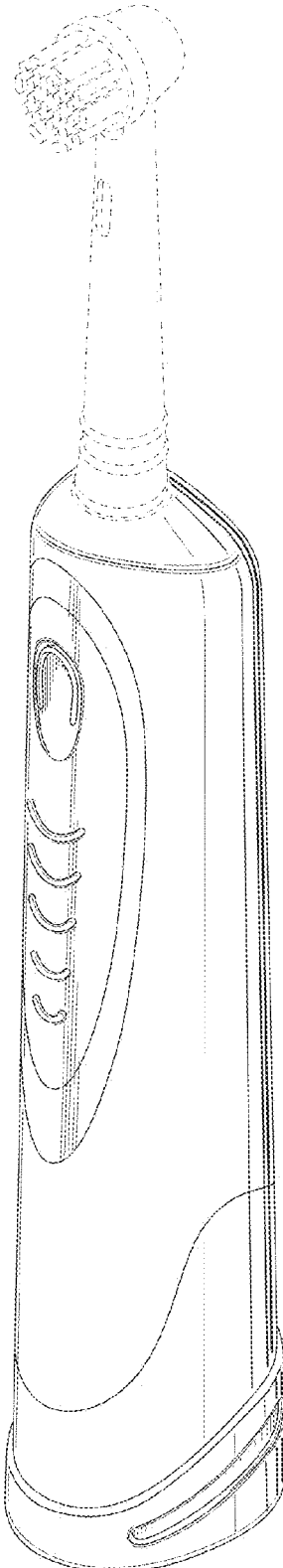


Fig. 1

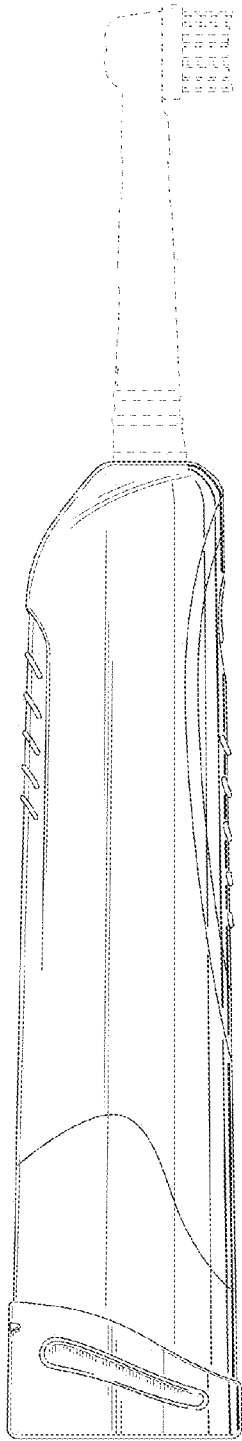


Fig. 2

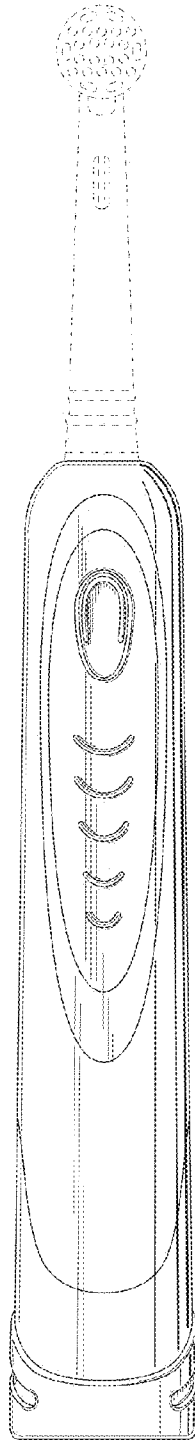


Fig. 3

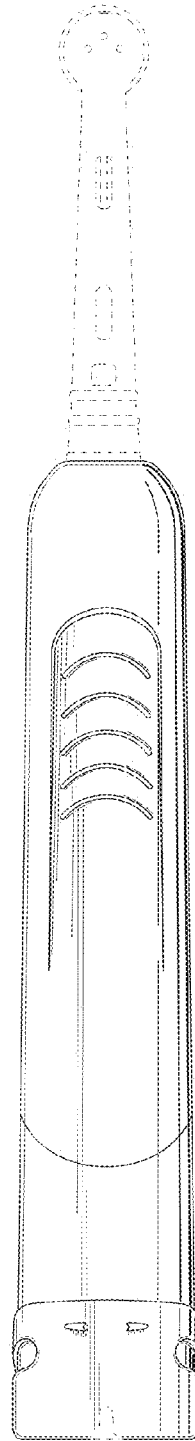


Fig. 4

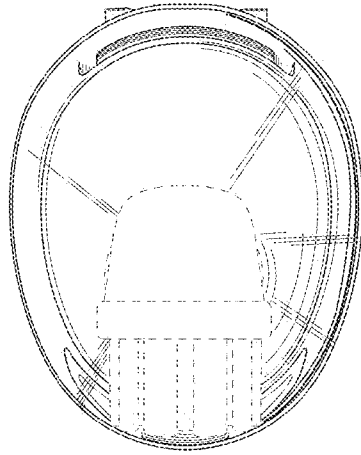


Fig. 5

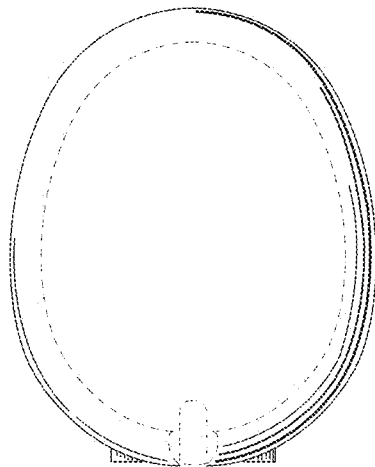


Fig. 6

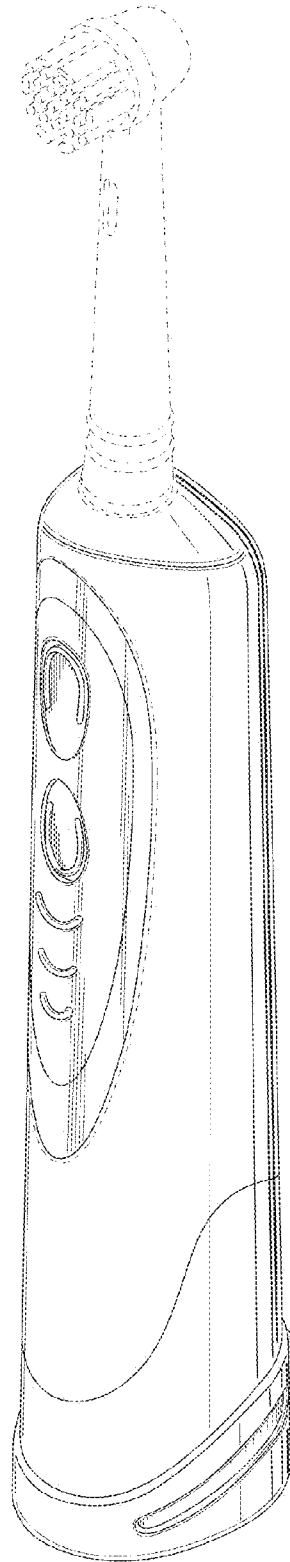


Fig. 7

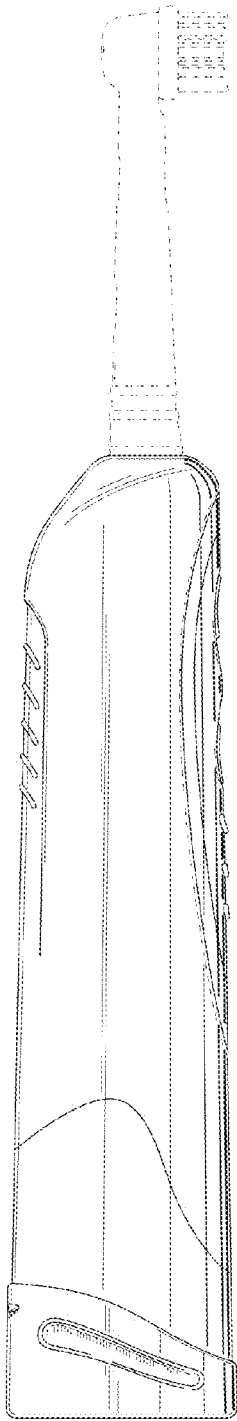


Fig. 8

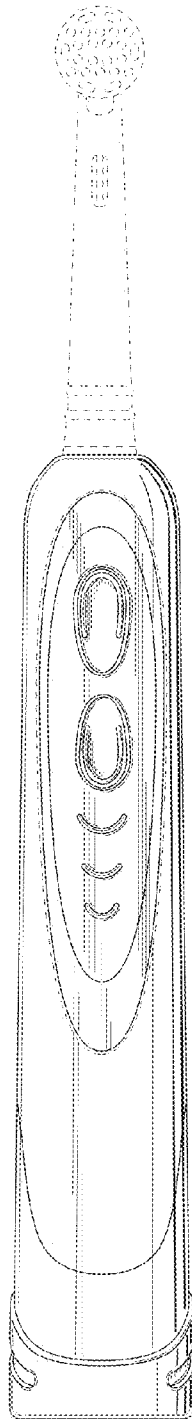


Fig. 9

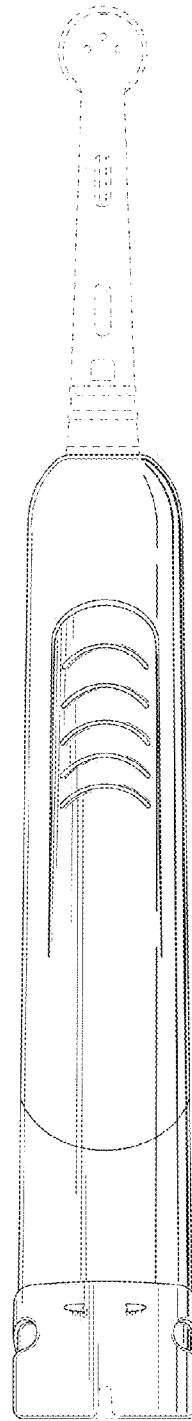


Fig. 10

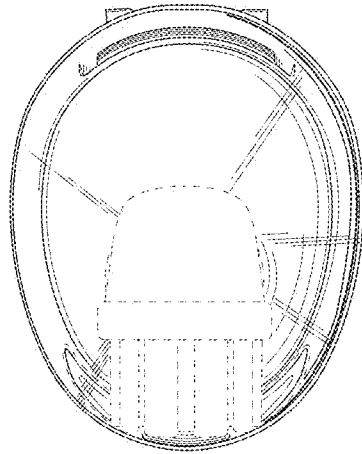


Fig. 11

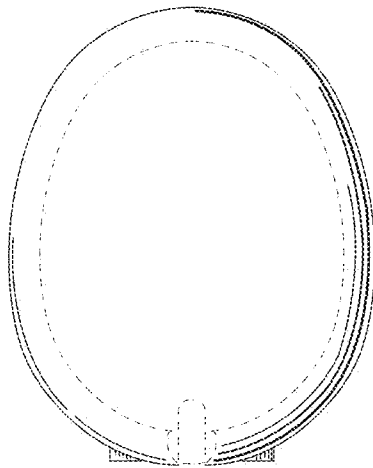


Fig. 12