

(19) World Intellectual Property Organization
International Bureau



(43) International Publication Date
26 October 2006 (26.10.2006)

PCT

(10) International Publication Number
WO 2006/112886 A1

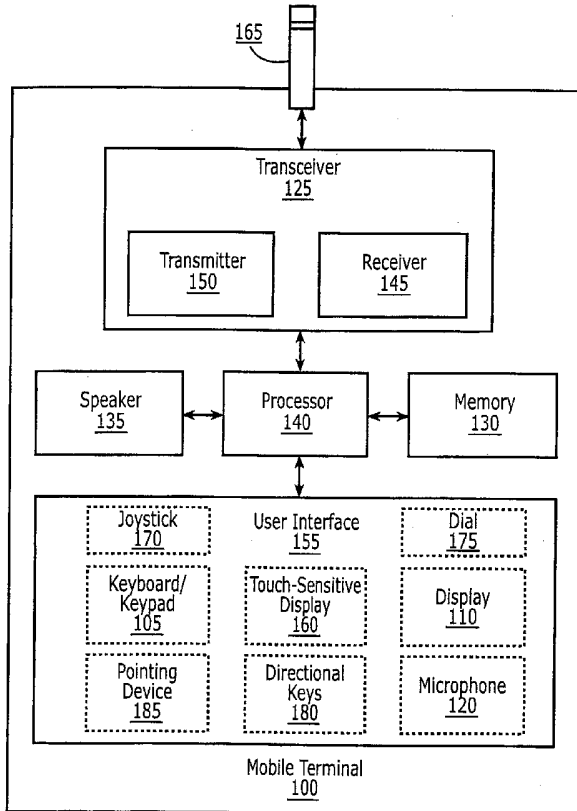
- (51) International Patent Classification:
G06F 3/038 (2006.01)
- (21) International Application Number:
PCT/US2005/041727
- (22) International Filing Date:
17 November 2005 (17.11.2005)
- (25) Filing Language: English
- (26) Publication Language: English
- (30) Priority Data:
11/108,263 18 April 2005 (18.04.2005) US
- (71) Applicant (for all designated States except US): **SONY ERICSSON MOBILE COMMUNICATIONS AB** [SE/SE]; Nya Vattentornet, S-221 88 Lund (SE).
- (72) Inventor; and
- (75) Inventor/Applicant (for US only): **VAN EPPS, JR., Daniel J.** [US/US]; 1002 Daresbury Drive, Apex, North Carolina 27502 (US).
- (74) Agent: **MYERS BIGEL SIBLEY & SAJOVEC, P.A.;** P.O. Box 37428, Raleigh, NC 27627 (US).

- (81) Designated States (unless otherwise indicated, for every kind of national protection available): AE, AG, AL, AM, AT, AU, AZ, BA, BB, BG, BR, BW, BY, BZ, CA, CH, CN, CO, CR, CU, CZ, DE, DK, DM, DZ, EC, EE, EG, ES, FI, GB, GD, GE, GH, GM, HR, HU, ID, IL, IN, IS, JP, KE, KG, KM, KN, KP, KR, KZ, LC, LK, LR, LS, LT, LU, LV, LY, MA, MD, MG, MK, MN, MW, MX, MZ, NA, NG, NI, NO, NZ, OM, PG, PH, PL, PT, RO, RU, SC, SD, SE, SG, SK, SL, SM, SY, TJ, TM, TN, TR, TT, TZ, UA, UG, US, UZ, VC, VN, YU, ZA, ZM, ZW.
- (84) Designated States (unless otherwise indicated, for every kind of regional protection available): ARIPO (BW, GH, GM, KE, LS, MW, MZ, NA, SD, SL, SZ, TZ, UG, ZM, ZW), Eurasian (AM, AZ, BY, KG, KZ, MD, RU, TJ, TM), European (AT, BE, BG, CH, CY, CZ, DE, DK, EE, ES, FI, FR, GB, GR, HU, IE, IS, IT, LT, LU, LV, MC, NL, PL, PT, RO, SE, SI, SK, TR), OAPI (BF, BJ, CF, CG, CI, CM, GA, GN, GQ, GW, ML, MR, NE, SN, TD, TG).

Published:
— with international search report

[Continued on next page]

(54) Title: METHODS, ELECTRONIC DEVICES, AND COMPUTER PROGRAM PRODUCTS FOR MANAGING DATA IN ELECTRONIC DEVICES RESPONSIVE TO WRITTEN AND/OR AUDIBLE USER DIRECTION



(57) Abstract: A method of managing data stored in an electronic device includes determining a desired memory storage location for data displayed on the electronic device responsive to a written and/or audible user direction, and then transferring the data to the desired memory storage location responsive to the determination. The written user direction may define at least one alphanumeric character and/or symbol on a display of the electronic device, and the audible user direction may provide a spoken/voice command. Related electronic devices and computer program products are also discussed.

WO 2006/112886 A1



For two-letter codes and other abbreviations, refer to the "Guidance Notes on Codes and Abbreviations" appearing at the beginning of each regular issue of the PCT Gazette.

**METHODS, ELECTRONIC DEVICES, AND COMPUTER PROGRAM PRODUCTS
FOR MANAGING DATA IN ELECTRONIC DEVICES RESPONSIVE TO
WRITTEN AND/OR AUDIBLE USER DIRECTION**

BACKGROUND OF THE INVENTION

[0001] The present invention relates to electronic devices and methods of operating the same, and, more particularly, to methods of managing data in electronic devices.

[0002] Electronic devices, such as mobile terminals, increasingly provide a variety of communications, multimedia, and/or data processing capabilities. For example, mobile terminals, such as cellphones, personal digital assistants, and/or laptop computers, may provide storage and/or access to data in a wide variety of multimedia formats, including text, pictures, music, and/or video.

[0003] However, particularly in mobile terminals, data stored therein can be difficult to manage due to the limited input devices provided by the mobile terminal. In contrast to desktop computers, mobile terminals generally do not include a mouse for manipulating on-screen data using, for example, a drag-and-drop process. Rather, mobile terminals typically rely on a touch screen and/or a keypad for data manipulation. The keypad may include mechanically actuated alphanumeric keys aligned, for example, as in a standard computer keyboard so as to enable conventional typing for entering alphanumeric characters. The touch screen may be a transparent pressure sensitive film that is disposed over a liquid crystal display (LCD) displaying data, virtual buttons, and/or other virtual command selections such as menus, check boxes and lists. Data displayed on the LCD is typically manipulated by applying pressure to the LCD using a hand-held stylus. However, either alternative may present difficulties in selecting and/or manipulating on-screen data.

[0004] For example, many mobile terminals, such as cellphones, may be equipped with digital camera functionality. Yet, when an image captured using the digital camera is displayed on the mobile terminal, it may be difficult to select and/or manipulate the displayed image using the keypad. For instance, although particular keys on the keypad may be assigned to specific image manipulation functions, such an interface may not be immediately intuitive to a user. Alternatively, while it may be easier to select the image using a touch screen and/or stylus, it may still be difficult to manipulate and/or store the image. For

example, the touch screen interface may require navigation of a series of on-screen menus for image manipulation, which may obscure the displayed image and/or negate the selection.

SUMMARY OF THE INVENTION

[0005] In some embodiments of the present invention, a method of managing data stored in a electronic device includes determining a desired memory storage location for data displayed on the electronic device responsive to a written and/or audible user direction, and transferring the data to the desired memory storage location responsive to the determination.

[0006] In other embodiments of the present invention, the desired storage location may be determined responsive to receiving a written user direction defining at least one alphanumeric character and/or symbol on a display of the electronic device and/or receiving an audible user direction providing a spoken and/or voice command. For example, receiving a written user direction defining at least one alphanumeric character and/or symbol may include receiving a written user input including writing the at least one alphanumeric character and/or symbol on the display of the electronic device using a stylus. Alternatively, receiving a written direction may include receiving a written user input including moving a cursor displayed on the electronic device using a mouse, trackball, and/or joystick to define the at least one alphanumeric character and/or symbol.

[0007] In still other embodiments of the present invention, the desired memory storage location may be determined responsive to receiving the written and/or audible user direction in a written and/or audible input mode of operation. The written and/or audible input mode of operation may be activated responsive to a user input including at least one of pressing a button on the electronic device, selecting an icon displayed on the electronic device, and/or navigating at least one on-screen menu displayed on the electronic device. The written and/or audible user direction may then be received after activating the written and/or audible input mode of operation.

[0008] In still other embodiments of the present invention, the desired storage location for the data may be determined responsive to a written user direction including grouping the data and writing at least one alphanumeric character and/or symbol in the grouping. For example, the desired storage location for the data may be determined responsive to drawing a polygon and/or ellipse around the data and writing the at least one alphanumeric character and/or symbol in the polygon and/or ellipse.

[0009] In other embodiments of the present invention, the electronic device may be a first electronic device. Transferring the data to the desired memory storage location may include transmitting the data to a desired memory storage location in a second electronic device. For example, the data may be transmitted via a radio-frequency, infrared, and/or wired connection to the second electronic device. The second electronic device may be a removable memory card, a desktop personal computer, and/or a file-share server/website.

[0010] In still other embodiments of the present invention, transferring the data to the desired memory storage location may include prompting a user to create a new folder if a desired memory storage location cannot be determined responsive to the written and/or audible user direction. The new folder may be created responsive to a user response to the prompt. The data may then be transferred to the new folder.

[0011] In some embodiments of the present invention, an electronic device includes a memory device, a display, and a processor coupled to the memory device and the display. The processor is configured to determine a desired memory storage location in the memory device for data displayed on the display and transfer the data to the desired memory storage location responsive to a written and/or audible user direction.

[0012] In other embodiments of the present invention, the audible user direction may include a voice command. The electronic device may further include a microphone coupled to the processor and operable to receive the voice command.

[0013] In still other embodiments of the present invention, the written user direction may include defining at least one alphanumeric character and/or symbol on the display of the electronic device. The electronic device may further include a pointing device operable to define the at least one alphanumeric character and/or symbol on the display. For example, the pointing device may be a stylus configured to be used with the display, and the written user direction may include writing the at least one alphanumeric character and/or symbol on the display of the electronic device using the stylus. Alternatively, the pointing device may be at least one of a mouse, trackball, and/or joystick, and the written user direction may include moving a cursor displayed on the display using the mouse, trackball, and/or joystick to define the at least one alphanumeric character and/or symbol.

[0014] In other embodiments of the present invention, the processor may be configured to determine the desired memory storage location responsive to a written user direction including grouping the data and writing the at least one alphanumeric character

and/or symbol in the grouping using the pointing device. For example, the processor may be configured to determine the desired memory storage location responsive to a written user direction including drawing a polygon and/or ellipse around the data and writing the at least one alphanumeric character and/or symbol in the polygon and/or ellipse using the pointing device.

[0015] In still other embodiments of the present invention, the processor may be configured to activate a written and/or audible input mode of operation. The desired storage location may be determined responsive to receiving the written and/or audible user direction in the written and/or audible input mode of operation. The electronic device may include a keypad coupled to the processor, and the processor may be configured to activate the written and/or audible input mode of operation responsive to at least one of pressing a button on the keypad, selecting an icon displayed on the display, and/or navigating an on-screen menu displayed on the display.

[0016] In still other embodiments of the present invention, the electronic device may be a first electronic device. The electronic device may further include a transceiver configured to transmit the data to a desired memory storage location in a second electronic device. For example, the second electronic device may be at least one of a removable memory card, a desktop personal computer, and/or a file-share server/website. The transceiver may be further configured to transmit the data via a radio-frequency, infrared, and/or wired connection.

[0017] In other embodiments of the present invention, if a desired memory storage location cannot be determined responsive to the written and/or audible user direction, the processor may be further configured to prompt a user to create a new folder. The processor may be configured to create the new folder responsive to a user response, and then transfer the data to the new folder.

Although described above primarily with respect to method and electronic device aspects of the present invention, it will be understood that the present invention may be embodied as methods, electronic devices, and/or computer program products.

BRIEF DESCRIPTION OF THE DRAWINGS

[0018] **FIG. 1** is a block diagram that illustrates a mobile terminal in accordance with some embodiments of the present invention;

[0019] FIG. 2 is a block diagram that illustrates a hardware/software architecture for managing data stored in a mobile terminal in accordance with some embodiments of the present invention;

[0020] FIGS. 3A and 3B are flowcharts that illustrate exemplary operations of a mobile terminal for managing data stored therein in accordance with some embodiments of the present invention; and

[0021] FIGS. 4A to 4C illustrate exemplary operations for managing data as performed in a mobile terminal in accordance with some embodiments of the present invention.

DETAILED DESCRIPTION OF EXEMPLARY EMBODIMENTS

[0022] Specific exemplary embodiments of the invention now will be described with reference to the accompanying drawings. This invention may, however, be embodied in many different forms and should not be construed as limited to the embodiments set forth herein; rather, these embodiments are provided so that this disclosure will be thorough and complete, and will fully convey the scope of the invention to those skilled in the art. The terminology used in the detailed description of the particular exemplary embodiments illustrated in the accompanying drawings is not intended to be limiting of the invention. In the drawings, like numbers refer to like elements.

[0023] As used herein, the singular forms "a," "an," and "the" are intended to include the plural forms as well, unless expressly stated otherwise. It should be further understood that the terms "comprises" and/or "comprising" when used in this specification is taken to specify the presence of stated features, integers, steps, operations, elements, and/or components, but does not preclude the presence or addition of one or more other features, integers, steps, operations, elements, components, and/or groups thereof. It will be understood that when an element is referred to as being "connected" or "coupled" to another element, it can be directly connected or coupled to the other element or intervening elements may be present. Furthermore, "connected" or "coupled" as used herein may include wirelessly connected or coupled. As used herein, the term "and/or" includes any and all combinations of one or more of the associated listed items, and may be abbreviated as "/".

[0024] Unless otherwise defined, all terms (including technical and scientific terms) used herein have the same meaning as commonly understood by one of ordinary skill

in the art to which this invention belongs. It will be further understood that terms, such as those defined in commonly used dictionaries, should be interpreted as having a meaning that is consistent with their meaning in the context of the relevant art and will not be interpreted in an idealized or overly formal sense unless expressly so defined herein.

[0025] The present invention may be embodied as methods, electronic devices, and/or computer program products. Accordingly, the present invention may be embodied in hardware and/or in software (including firmware, resident software, micro-code, *etc.*). Furthermore, the present invention may take the form of a computer program product on a computer-usable or computer-readable storage medium having computer-usable or computer-readable program code embodied in the medium for use by or in connection with an instruction execution system. In the context of this document, a computer-usable or computer-readable medium may be any medium that can contain, store, communicate, propagate, or transport the program for use by or in connection with the instruction execution system, apparatus, or device.

[0026] The computer-usable or computer-readable medium may be, for example but not limited to, an electronic, magnetic, optical, electromagnetic, infrared, or semiconductor system, apparatus, device, or propagation medium. More specific examples (a nonexhaustive list) of the computer-readable medium would include the following: an electrical connection having one or more wires, a portable computer diskette, a random access memory (RAM), a read-only memory (ROM), an erasable programmable read-only memory (EPROM or Flash memory), an optical fiber, and a compact disc read-only memory (CD-ROM). Note that the computer-usable or computer-readable medium could even be paper or another suitable medium upon which the program is printed, as the program can be electronically captured, via, for instance, optical scanning of the paper or other medium, then compiled, interpreted, or otherwise processed in a suitable manner, if necessary, and then stored in a computer memory.

[0027] As used herein, the term "mobile terminal" may include a satellite or cellular radiotelephone with or without a multi-line display; a Personal Communications System (PCS) terminal that may combine a cellular radiotelephone with data processing, facsimile and data communications capabilities; a PDA that can include a radiotelephone, pager, Internet/intranet access, Web browser, organizer, calendar and/or a global positioning system (GPS) receiver; and a conventional laptop and/or palmtop receiver or other appliance

that includes a radiotelephone transceiver. Mobile terminals may also be referred to as "pervasive computing" devices.

[0028] For purposes of illustration, embodiments of the present invention are described herein in the context of a mobile terminal. It will be understood, however, that the present invention is not limited to such embodiments and may be embodied generally as any electronic device, mobile or stationary, that includes data storage functionality.

[0029] Some embodiments of the present invention may stem from a realization that moving data to desired folders and/or other memory storage locations in electronic devices can be difficult, especially in mobile terminals having relatively small displays and limited input devices. According to some embodiments of the present invention, existing hardware and/or software in a mobile terminal may be configured to determine a desired memory storage location for data displayed on the mobile terminal and transfer the data to the desired memory storage location responsive to a written and/or audible user direction. Thus, data management in the mobile terminal may be facilitated.

[0030] FIG. 1 is a block diagram illustrating a mobile terminal in accordance with some embodiments of the present invention. Referring now to FIG. 1 an exemplary mobile terminal 100 includes a transceiver 125, memory 130, a speaker 135, a processor 140, and a user interface 155. The transceiver 125 typically includes a transmitter circuit 150 and a receiver circuit 145 which cooperate to transmit and receive radio frequency signals to and from base station transceivers via an antenna 165. The radio frequency signals transmitted between the mobile terminal 100 and the base station transceivers may include both traffic and control signals (e.g., paging signals/messages for incoming calls), which are used to establish and maintain communication with another party or destination. The radio frequency signals may also include packet data information, such as, for example, cellular digital packet data (CDPD) information. In addition, the transceiver 125 may include an infrared (IR) transceiver configured to transmit/receive infrared signals to/from other electronic devices via an IR port. The memory 130 may represent a hierarchy of memory that may include volatile and/or non-volatile memory, such as removable flash, magnetic, and/or optical rewritable non-volatile memory. The processor 140 is coupled to the transceiver 125, the memory 130, the speaker 135, and the user interface 155. The processor 140 may be, for example, a commercially available or custom microprocessor that is configured to coordinate and

manage operations of the transceiver 125, the memory 130, the speaker 135, and/or the user interface 155.

[0031] As noted above, the mobile terminal 100 may further comprise a user interface 155 coupled to the processor 140. The user interface 155 may include a microphone 120, a display 110 (such as a liquid crystal display), a joystick 170, a keyboard/keypad 105, a touch sensitive display 160, a dial 175, a directional key(s) 180, and/or a pointing device 185 (such as a mouse, trackball, touch pad, etc.). For example, the pointing device 185 may be operable to define alphanumeric characters/symbols on the display 110, and the microphone 120 may be operable to receive spoken and/or voice commands. However, depending on functionalities offered by the mobile terminal 100, additional and/or fewer elements of the user interface 155 may actually be provided. For instance, the touch sensitive display 160 may be provided in a PDA that does not include a display 110, a keypad 105, and/or a pointing device 185. The touch sensitive display 160 may display a plurality of virtual command and/or control buttons. When application programs are launched and/or executed on the PDA, the command/control buttons may be selected by touching a stylus on the touch sensitive display 160 at the appropriate location(s) of the virtual buttons shown on the touch sensitive display 160. The foregoing components of the mobile terminal 100 may be included in many conventional mobile terminals and their functionality is generally known to those skilled in the art.

[0032] FIG. 2 illustrates a hardware/software architecture including a display 210, a memory device 230, and a processor 240 that may be used for managing data stored in an electronic device, such as the mobile terminal 100 of FIG. 1, according to some embodiments of the present invention. In some embodiments, the processor 240, memory 230, and display 210 may respectively correspond to the processor 140, memory 130, and display 110 of the mobile terminal 100 of FIG. 1.

[0033] Referring now to FIG. 2, the processor 240 is configured to communicate with the memory 230 and the display 210 via an address/data bus 202. The display 210 may be configured to display data 212 that is stored in the memory 230. The data 212 may include various multimedia data, such as text, pictures, video, and/or music, in a variety of formats. More particularly, the data 212 may include text messages, e-mail, sports scores, horoscopes, sound clips, heart rate readings, stopwatch times, and/or any other data which may be stored and/or accessed using a mobile terminal based on the functionality included

therein. As shown in FIG. 2, the memory 230 may also be configured to store several categories of software, such as an operating system 252, applications programs 262, and input/output (I/O) device drivers 272. The operating system 252 controls the management and/or operation of system resources and may coordinate execution of programs by the processor 240. The I/O device drivers 272 typically include software routines accessed through the operating system 252 by the application programs 262 to communicate with input/output devices, such as those included in the user interface 155 of FIG. 1, and/or other components of the memory 230. The memory 230 further includes a plurality of memory storage locations 232a to 232c in which the data 212 and/or other data may be stored.

[0034] The application programs 262 are illustrative of programs that implement various features according to embodiments of the present invention, and preferably include at least one application which supports operations for managing data stored in the memory 230. More particularly, the application programs 262 may include a writing/voice recognition module 222 and a file/data director 242. The processor 240 may be configured to use the writing/voice recognition module 222 and the file/data director 242 to determine a desired memory storage location for the data 212 that is displayed on the display 210 and transfer the data 212 to the desired memory storage location responsive to a written and/or audible user direction. For example, an audible user direction, such as a voice command, may be received at a microphone coupled to the processor 240, such as the microphone 120 of FIG. 1. The voice command may indicate that the data 212 is to be saved in a particular folder. Responsive to receiving the voice command via the microphone, the processor 240 may use the writing/voice recognition module 222 to convert the voice command into data that may be interpreted by the processor 240, and may thereby determine that the desired storage location for the data 212 is memory storage location 232a. The processor 240 may then transfer the data 212 to the determined memory storage location 232a using the file/data director 242.

[0035] Alternatively, a written user direction defining one or more alphanumeric characters and/or symbols may be received at the processor 240 via the display 210. For example, the display 210 may be a touch sensitive display, such as the touch sensitive display 160 of FIG. 1, and the alphanumeric characters/symbols may be written on the display 210 using a stylus or other pointing device configured to be used with the display 210, such as the pointing device 185. The written alphanumeric characters/symbols may be concurrently displayed on the display 210. In some embodiments, the written alphanumeric

characters/symbols may be referred to as "graffiti." As a further alternative, the alphanumeric characters/symbols may be defined by moving a cursor displayed on the display 210 using a mouse, trackball, and/or joystick coupled to the processor 240. Responsive to receiving the alphanumeric characters/symbols, the processor 240 may use the writing/voice recognition module 222 to convert the alphanumeric characters/symbols into data that may be interpreted by the processor 240, and may thereby determine that the desired storage location for the data 212 is memory storage location 232b. The processor may then use the file/data director 242 to transfer the displayed data 212 to the desired memory storage location 232b. Moreover, a variety of written and/or audible user directions may be provided. For example, the written user direction may also define a grouping for the data 212, such as by drawing a polygon and/or ellipse around the data 212. The alphanumeric characters/symbols may then be written in the grouping using the pointing device to designate the desired storage location.

[0036] In addition, the processor 240 may be configured to receive the written and/or audible user direction in a written and/or audible input mode of operation that is activated responsive to a user input, such as pressing a button on the keypad coupled to the processor 240, selecting an icon on the display 210, and/or navigating an on-screen menu on the display 210. Furthermore, a transceiver, such as the transceiver 125 of FIG. 1, may be configured to transmit the data 212 to a desired memory storage location in another electronic device. For example, the data may be transmitted to a desired storage location in a removable memory card, a desktop personal computer, and/or a file-share server for posting on a file-share website using a wired, infrared (IR), and/or radio-frequency (RF) connection.

[0037] Although FIG. 2 illustrates an exemplary hardware/software architecture that may be used in mobile terminals and/or other electronic devices for managing data stored therein, it will be understood that the present invention is not limited to such a configuration but is intended to encompass any configuration capable of carrying out operations described herein. For example, although the memory 230 is illustrated as separate from the processor 240, the memory 230 or portions thereof may be considered as a part of the processor 240. More generally, while particular functionalities are shown in particular blocks by way of illustration, functionalities of different blocks and/or portions thereof may be combined, divided, and/or eliminated. Moreover, the functionality of the hardware/software architecture of FIG. 2 may be implemented as a single processor system or a multi-processor system in accordance with various embodiments of the present invention.

[0038] Computer program code for carrying out operations of devices and/or systems discussed above with respect to **FIG. 2** may be written in a high-level programming language, such as Java, C, and/or C++, for development convenience. In addition, computer program code for carrying out operations of embodiments of the present invention may also be written in other programming languages, such as, but not limited to, interpreted languages. Some modules or routines may be written in assembly language or even micro-code to enhance performance and/or memory usage. It will be further appreciated that the functionality of any or all of the program modules may also be implemented using discrete hardware components, one or more application specific integrated circuits (ASICs), or a programmed digital signal processor or microcontroller.

[0039] The present invention is described hereinafter with reference to flowchart and/or block diagram illustrations of methods, mobile terminals, electronic devices, data processing systems, and/or computer program products in accordance with some embodiments of the invention.

[0040] These flowchart and/or block diagrams further illustrate exemplary operations of managing data stored in electronic devices in accordance with various embodiments of the present invention. It will be understood that each block of the flowchart and/or block diagram illustrations, and combinations of blocks in the flowchart and/or block diagram illustrations, may be implemented by computer program instructions and/or hardware operations. These computer program instructions may be provided to a processor of a general purpose computer, a special purpose computer, or other programmable data processing apparatus to produce a machine, such that the instructions, which execute via the processor of the computer or other programmable data processing apparatus, create means for implementing the functions specified in the flowchart and/or block diagram block or blocks. These computer program instructions may also be stored in a computer usable or computer-readable memory that may direct a computer or other programmable data processing apparatus to function in a particular manner, such that the instructions stored in the computer usable or computer-readable memory produce an article of manufacture including instructions that implement the function specified in the flowchart and/or block diagram block or blocks.

[0041] The computer program instructions may also be loaded onto a computer or other programmable data processing apparatus to cause a series of operational steps to be

performed on the computer or other programmable apparatus to produce a computer implemented process such that the instructions that execute on the computer or other programmable apparatus provide steps for implementing the functions specified in the flowchart and/or block diagram block or blocks.

[0042] FIGS. 3A and 3B are flowcharts that illustrate exemplary operations of a mobile terminal for managing data stored therein in accordance with some embodiments of the present invention.

[0043] Referring now to FIG. 3A, operations for managing data stored in an electronic device, such as a mobile terminal in accordance with some embodiments of the present invention, begin at block 320 where a desired memory storage location for data displayed on the electronic device is determined responsive to a written and/or audible user direction. For example, the desired storage location may be determined responsive to receiving a written user direction defining at least one alphanumeric character and/or symbol on a display of the electronic device. Alternatively, the desired storage location may be determined responsive to receiving an audible user direction providing a spoken/voice command. At block 330, the data displayed on the electronic device is then transferred to the desired memory storage location. The desired memory storage location may be a memory location in the memory of the electronic device, or alternatively, in a second electronic device connected to the electronic device via a radio-frequency, infrared, and/or wired connection. For example, the second electronic device may be a removable memory card, a desktop computer, and/or a file-share server/website. Advantageously, in accordance with some embodiments of the present invention, data stored in the electronic device may easily be transferred to a desired storage location based on a written and/or audible user direction.

[0044] Additional operations for managing data stored in electronic devices according to some embodiments of the present invention will now be described with reference to FIG. 3B. As shown in FIG. 3B, operations begin at block 305 where a written and/or audible input mode of operation is activated responsive to a user input. For example, the written and/or audible input mode may be activated responsive to pressing a button on the electronic device, selecting an icon, and/or navigating at least one on-screen menu displayed on the electronic device. At block 310, a written and/or audible user direction is received in the written and/or audible input mode of operation. The audible user direction may be a spoken/voice command, while the written user direction may define at least one

alphanumeric character and/or symbol on the display of the electronic device. For example, the written user direction may be a written user input defining the alphanumeric character(s) and/or symbol(s) by writing on the display of the device using a stylus. Alternatively, the written user direction may be a written user input defining the alphanumeric character(s) and/or symbol(s) by moving a cursor displayed on the electronic device using a mouse, trackball, joystick, and/or other input device. In addition, the written user direction may include grouping the data, such as by drawing a polygon and/or ellipse around the data, and then writing the alphanumeric character(s)/symbol(s) in the grouping to designate the desired storage location.

[0045] Still referring to **FIG. 3B**, a desired memory storage location is determined for data that is displayed on the electronic device at block **320**. The desired memory storage location is determined responsive to the written and/or audible user direction received in the written and/or audible input mode of operation. As such, written and/or audible input that is received when not in the written and/or audible input mode of operation may not be used to determine a desired memory storage location, which may prevent unintended data transfer. For example, a desired memory storage location may not be determined if a user inadvertently speaks within a proximity of the electronic device when not in the written and/or audible input mode of operation. Similarly, if a user inadvertently defines an alphanumeric character and/or symbol by touching the display and/or moving a pointing device when not in the written and/or audible input mode of operation, data may not be transferred responsive to the user input. If the desired memory storage location exists and/or can be determined based on the written and/or audible user direction in the written and/or audible input mode of operation (block **325**), the data is transferred to the desired memory location at block **330**.

[0046] However, if the desired storage location does not exist and/or cannot be determined based on the written and/or audible user direction (block **325**), a user is prompted to create a new folder at block **335**, and the new folder is created at block **340** based on the user's response. As such, the new folder corresponds to a desired memory storage location. The data is then transferred to the newly created folder at block **330**.

[0047] The flowcharts of **FIGS. 3A** and **3B** illustrate the architecture, functionality, and operations of embodiments of hardware and/or software in electronic devices, such as mobile terminals, according to some embodiments of the present invention.

In this regard, each block represents a module, segment, or portion of code, which comprises one or more executable instructions for implementing the specified logical function(s). It should also be noted that in other implementations, the function(s) noted in the blocks may occur out of the order noted in **FIGS. 3A** and **3B**. For example, two blocks shown in succession may, in fact, be executed substantially concurrently or the blocks may sometimes be executed in the reverse order, depending on the functionality involved.

[0048] **FIGS. 4A** to **4C** illustrate exemplary operations for managing data as performed in a mobile terminal in accordance with some embodiments of the present invention. Referring to **FIG. 4A**, a mobile terminal **400** including digital camera functionality is used to capture an image **420**. The captured image **420** is shown on the display **410** of the mobile terminal **400**. The display **410**, for example, may be a touch sensitive display including a transparent pressure sensitive film disposed over a liquid crystal display (LCD).

[0049] As shown in **FIG. 4B**, a user of the mobile terminal **400** then provides a written user direction **430** defining one or more alphanumeric characters and/or symbols on the display **410**. More particularly, the user writes the word "BILLY" on the image **420** shown on the display **410** using a stylus and/or other pointing device configured to be used with the display **410**. Hardware and/or software inside the mobile terminal **400** converts the alphanumeric characters into data that is interpretable by a processor in the mobile terminal **400**, which determines that the desired memory storage location for the image **420** is a folder named "Billy" in the memory of the mobile terminal **400**.

[0050] Then, as illustrated in **FIG. 4C**, the image **420** is transferred to the desired storage location (i.e., the folder named "Billy" in the mobile terminal memory) responsive to the determination. As the image **420** is transferred, a user notification **440** is displayed on the display **410**. More specifically, the notification "Saving to Folder 'Billy'..." is shown on the display **410**. As such, the user is notified that the data transfer was successful and that the destination folder was properly recognized. Thus, in accordance with some embodiments of the present invention, images and/or other data stored in a mobile terminal and/or other electronic device can be easily be transferred to a desired memory storage location responsive to written and/or audible user direction.

[0051] In the drawings and specification, there have been disclosed exemplary embodiments of the invention. However, many variations and modifications can be made to

these embodiments without substantially departing from the principles of the present invention. Accordingly, although specific terms are used, they are used in a generic and descriptive sense only and not for purposes of limitation, the scope of the invention being defined by the following claims.

THAT WHICH IS CLAIMED:

1. A method of managing data stored in a electronic device, the method comprising:
 - determining a desired memory storage location for data displayed on the electronic device responsive to a written and/or audible user direction; and
 - transferring the data to the desired memory storage location.
2. The method of Claim 1, wherein determining a desired storage location responsive to a written and/or audible user direction comprises:
 - determining the desired storage location responsive to receiving a written user direction defining at least one alphanumeric character and/or symbol on a display of the electronic device and/or an audible user direction providing a spoken command.
3. The method of Claim 2, wherein receiving a written user direction defining at least one alphanumeric character and/or symbol comprises:
 - receiving a written user input comprising writing the at least one alphanumeric character and/or symbol on the display of the electronic device using a stylus.
4. The method of Claim 2, wherein receiving a written direction defining at least one alphanumeric character and/or symbol comprises:
 - receiving a written user input comprising moving a cursor displayed on the electronic device using a mouse, trackball, and/or joystick to define the at least one alphanumeric character and/or symbol.
5. The method of Claim 1, wherein determining a desired memory storage location comprises:
 - determining the desired memory storage location responsive to receiving the written and/or audible user direction in a written and/or audible input mode of operation.
6. The method of Claim 5, wherein receiving the written and/or audible user direction in a written and/or audible input mode of operation comprises:

activating the written and/or audible input mode of operation responsive to a user input comprising at least one of pressing a button on the electronic device, selecting an icon displayed on the electronic device, and/or navigating at least one on-screen menu displayed on the electronic device; and then

receiving the written and/or audible user direction.

7. The method of Claim 1, wherein determining a desired memory storage location comprises:

determining the desired storage location for the data responsive to a written user direction comprising grouping the data and writing at least one alphanumeric character and/or symbol in the grouping.

8. The method of Claim 7, wherein determining the desired storage location for the data responsive to grouping the data comprises:

determining the desired storage location for the data responsive to a written user direction comprising drawing a polygon and/or ellipse around the data and writing the at least one alphanumeric character and/or symbol in the polygon and/or ellipse.

9. The method of Claim 1, wherein the electronic device comprises a first electronic device, and wherein transferring the data to the desired memory storage location comprises:

transmitting the data to a desired memory storage location in a second electronic device.

10. The method of Claim 9, wherein transmitting the data comprises:

transmitting the data via a radio-frequency, infrared, and/or wired connection to the second electronic device, wherein the second electronic device comprises at least one of a removable memory card, a desktop personal computer, and/or a file-share server/website.

11. The method of Claim 1, wherein transferring the data to the desired memory storage location comprises:

prompting a user to create a new folder if a desired memory storage location cannot be determined responsive to the written and/or audible user direction;
creating the new folder responsive to a user response; and then
transferring the data to the new folder.

12. An electronic device, comprising:

a memory device;

a display; and

a processor coupled to the memory device and the display and configured to determine a desired memory storage location in the memory device for data displayed on the display and transfer the data to the desired memory storage location responsive to a written and/or audible user direction.

13. The electronic device of Claim 12, wherein the audible user direction comprises a voice command, and further comprising:

a microphone coupled to the processor and operable to receive the voice command.

14. The electronic device of Claim 12, wherein the written user direction comprises defining at least one alphanumeric character and/or symbol on the display of the electronic device, and further comprising:

a pointing device operable to define the at least one alphanumeric character and/or symbol on the display.

15. The electronic device of Claim 14, wherein the pointing device comprises a stylus configured to be used with the display, and wherein the written user direction comprises writing the at least one alphanumeric character and/or symbol on the display of the electronic device using the stylus.

16. The electronic device of Claim 14, wherein the pointing device comprises at least one of a mouse, trackball, and/or joystick, and wherein the written user direction comprises moving a cursor displayed on the display using the mouse, trackball, and/or joystick to define the at least one alphanumeric character and/or symbol.

17. The electronic device of Claim 14, wherein the processor is configured to determine the desired memory storage location responsive to grouping the data and writing the at least one alphanumeric character and/or symbol in the grouping using the pointing device.

18. The electronic device of Claim 17, wherein the processor is configured to determine the desired memory storage location responsive to drawing a polygon and/or ellipse around the data and writing the at least one alphanumeric character and/or symbol in the polygon and/or ellipse using the pointing device.

19. The electronic device of Claim 12, wherein the processor is configured to activate a written and/or audible input mode of operation and determine the desired storage location responsive to receiving the written and/or audible user direction in the written and/or audible input mode of operation.

20. The electronic device of Claim 19, further comprising:
a keypad coupled to the processor,
wherein the processor is configured to activate the written and/or audible input mode of operation responsive to at least one of pressing a button on the keypad, selecting an icon displayed on the display, and/or navigating an on-screen menu displayed on the display.

21. The electronic device of Claim 12, wherein the electronic device comprises a first electronic device, and further comprising:
a transceiver configured to transmit the data to a desired memory storage location in a second electronic device.

22. The electronic device of Claim 21, wherein the second electronic device comprises at least one of a removable memory card, a desktop personal computer, and/or a file-share server/website, and wherein the transceiver is further configured to transmit the data via a radio-frequency, infrared, and/or wired connection.

23. The electronic device of Claim 12, wherein the processor is further configured to prompt a user to create a new folder, create the new folder responsive to a user response, and transfer the data to the new folder if a desired memory storage location cannot be determined responsive to the written and/or audible user direction.

24. A computer program product for managing data stored in an electronic device, the computer program product comprising:

a computer readable storage medium having computer readable program code embodied in the medium, the computer readable program code comprising:

computer readable program code configured to determine a desired memory storage location for data displayed on the electronic device responsive to a written and/or audible user direction; and

computer readable program code configured to transfer the data to the desired memory storage location.

25. The computer program product of Claim 24, further comprising:

computer readable program code configured to receive a written user direction defining at least one alphanumeric character and/or symbol on a display of the electronic device and/or an audible user direction providing a spoken command.

26. The computer program product of Claim 25, wherein computer readable program code configured to receive a written user direction defining at least one alphanumeric character and/or symbol comprises:

computer readable program code configured to receive at least one alphanumeric character and/or symbol that is defined by writing on the display of the electronic device using a stylus.

27. The computer program product of Claim 25, wherein computer readable program code configured to receive a written user direction defining at least one alphanumeric character and/or symbol comprises:

computer readable program code configured to receive at least one alphanumeric character and/or symbol that is defined by moving a cursor displayed on the electronic device using a mouse, trackball, and/or joystick.

28. The computer program product of Claim 24, further comprising:
computer readable program code configured to receive the written and/or audible user direction in a written and/or audible input mode of operation.

29. The computer program product of Claim 28, further comprising:
computer readable program code configured to activate the written and/or audible input mode of operation responsive to a user input comprising at least one of pressing a button on the electronic device, selecting an icon displayed on the electronic device, and/or navigating at least one on-screen menu displayed on the electronic device.

30. The computer program product of Claim 24, wherein computer readable program code configured to determine a desired memory storage location comprises:
computer readable program code configured to determine the desired storage location for the data responsive to a written user direction grouping the data and writing at least one alphanumeric character and/or symbol in the grouping.

31. The computer program product of Claim 30, wherein computer readable program code configured to determine a desired storage location for the data responsive to a written user direction grouping the data comprises:
computer readable program code configured to determine the desired storage location for the data responsive to a written user input comprising drawing a polygon and/or ellipse around the data and writing the at least one alphanumeric character and/or symbol in the polygon and/or ellipse.

32. The computer program product of Claim 24, wherein the electronic device comprises a first electronic device, and wherein computer readable program code configured to transfer the data to the desired memory storage location comprises:

computer readable program code configured to transmit the data to a desired memory storage location in a second electronic device.

33. The computer program product of Claim 32, wherein computer readable program code configured to transmit the data comprises:

computer readable program code configured to transmit the data via a radio-frequency, infrared, and/or wired connection to the second electronic device, wherein the second electronic device comprises at least one of a removable memory card, a desktop personal computer, and/or a file-share server/website.

34. The computer program product of Claim 24, wherein computer readable program code configured to transfer the data to the desired memory storage location comprises:

computer readable program code configured to prompt a user if a desired memory storage location cannot be determined responsive to the written and/or audible user direction;

computer readable program code configured to create a new folder responsive to a user response; and

computer readable program code configured to transfer the data to the new folder.

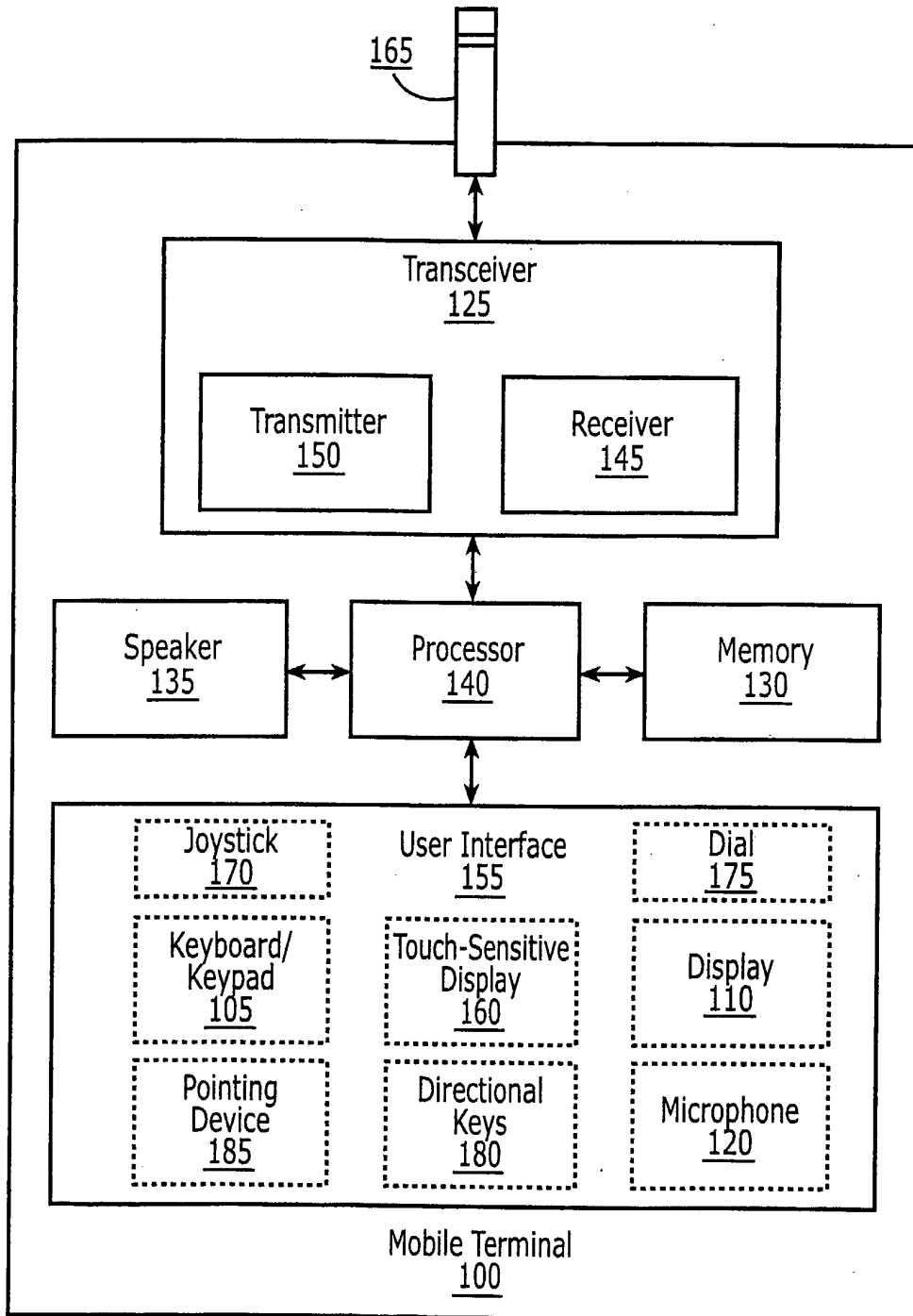


FIG. 1

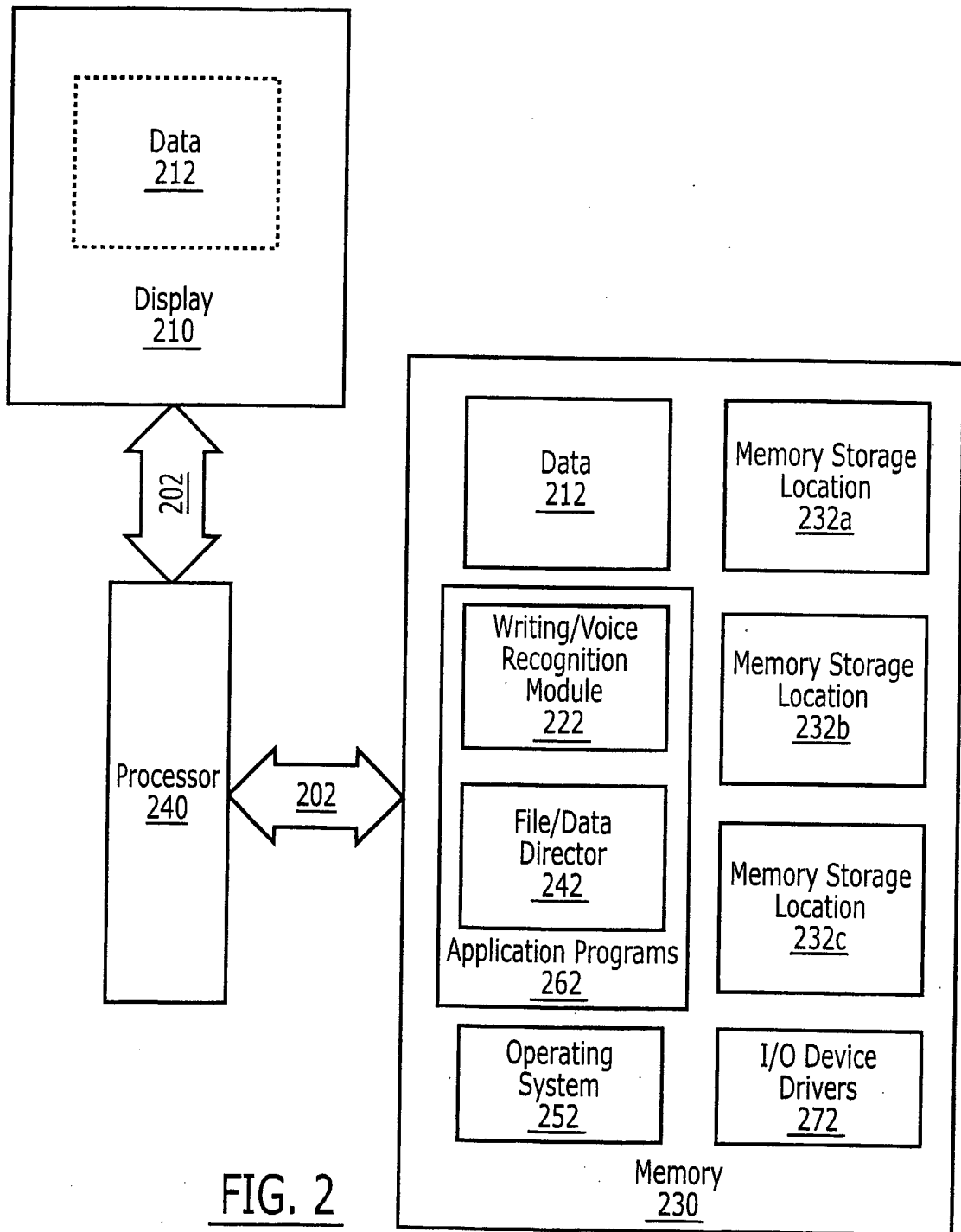


FIG. 2

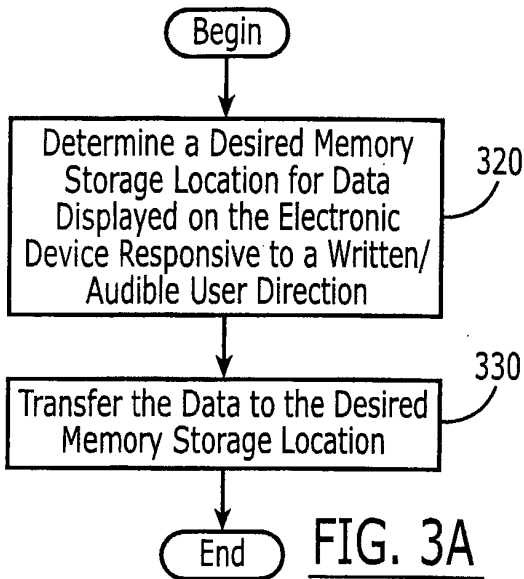
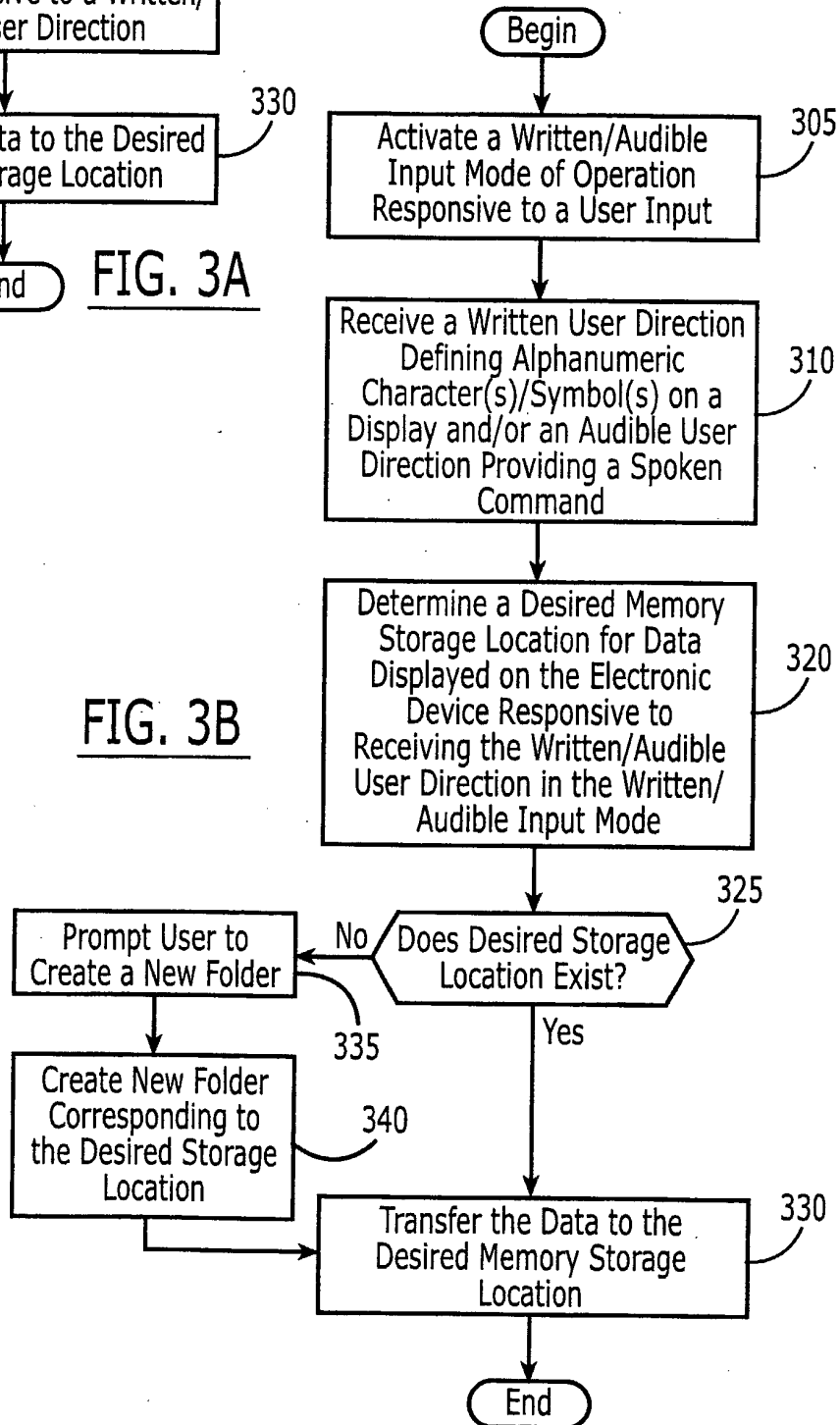


FIG. 3B



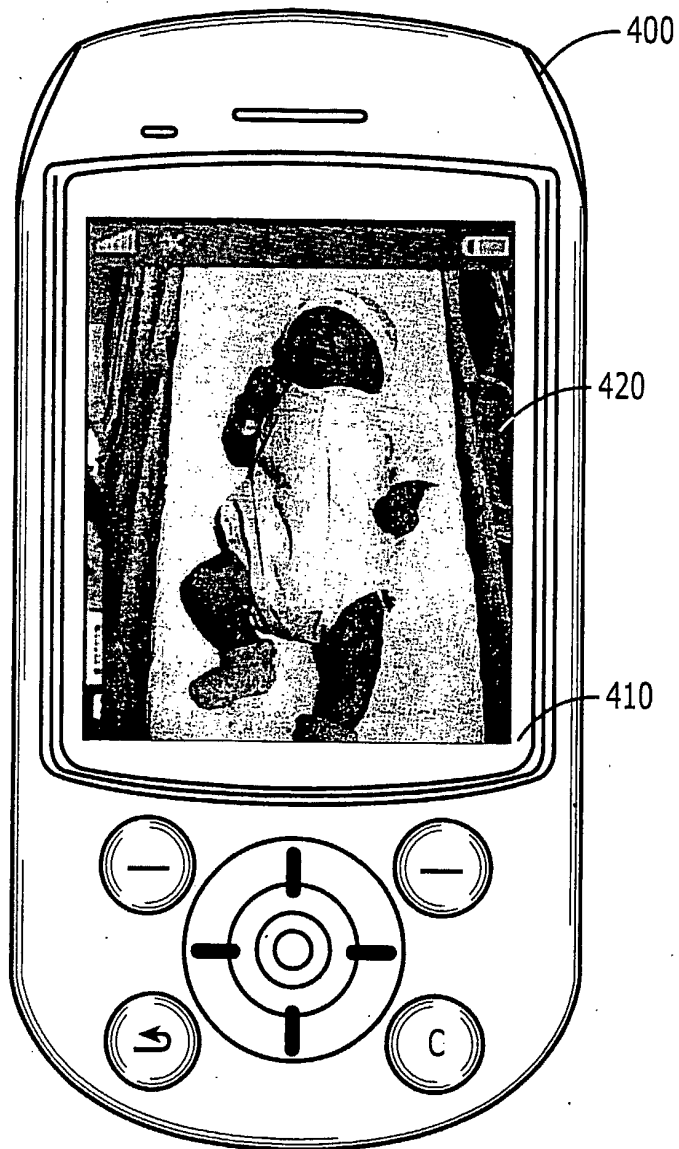


FIG. 4A

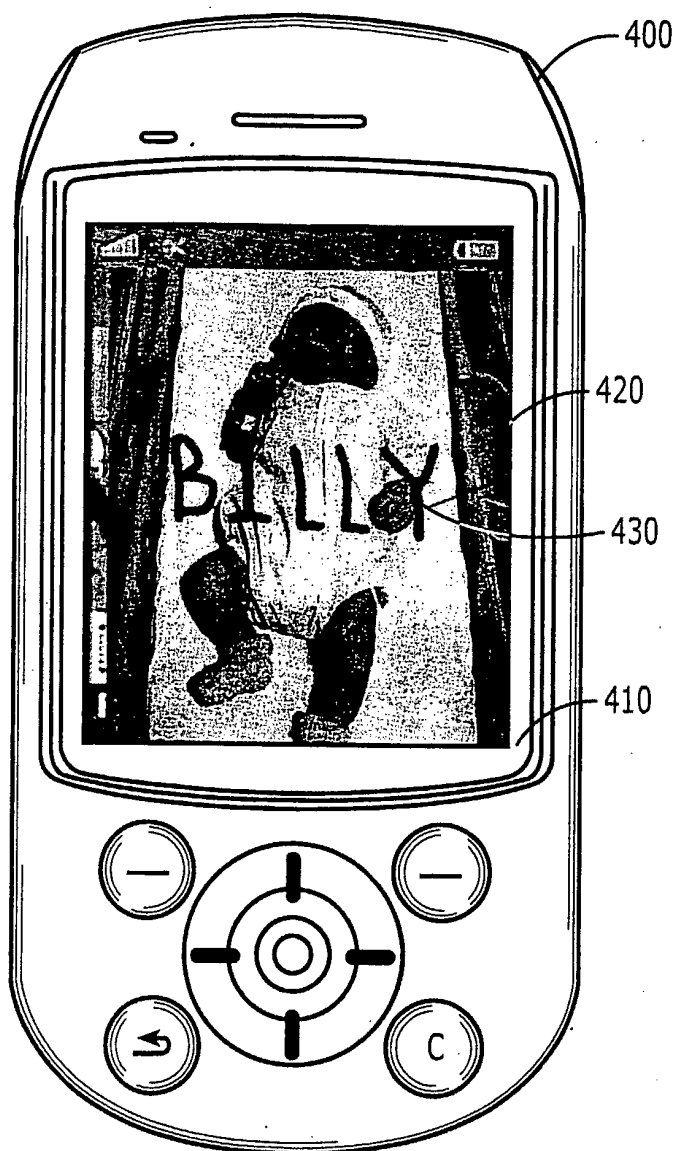


FIG. 4B

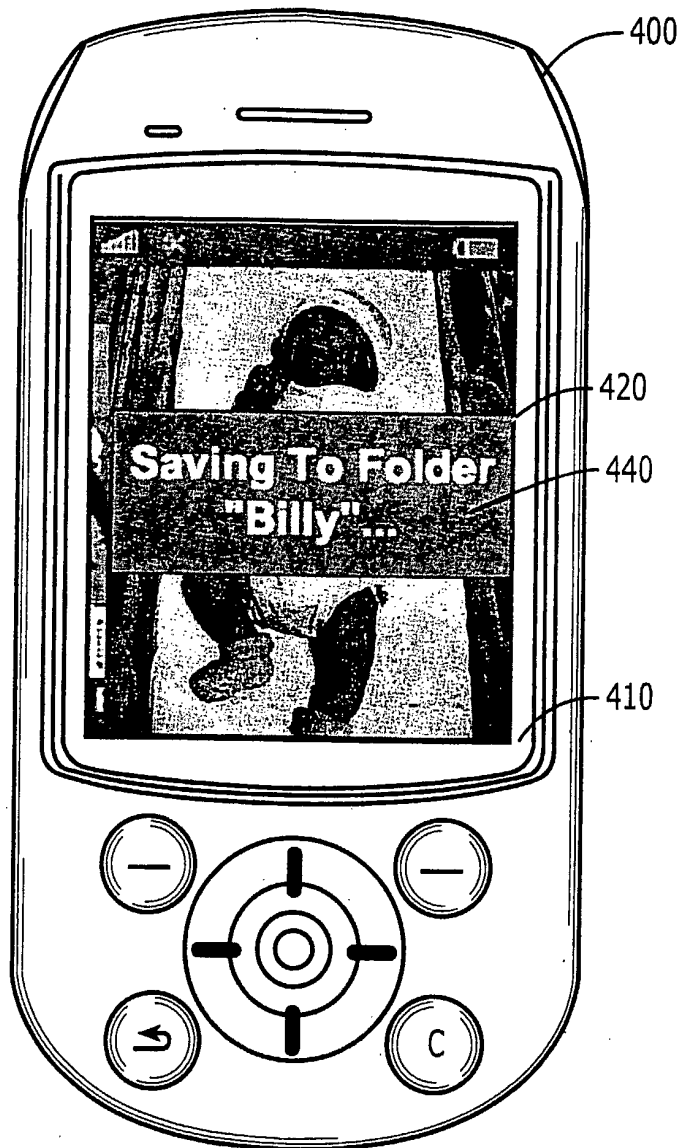


FIG. 4C

INTERNATIONAL SEARCH REPORT

International application No
PCT/US2005/041727

A. CLASSIFICATION OF SUBJECT MATTER
INV. G06F3/038

According to International Patent Classification (IPC) or to both national classification and IPC

B. FIELDS SEARCHED

Minimum documentation searched (classification system followed by classification symbols)
G06F

Documentation searched other than minimum documentation to the extent that such documents are included in the fields searched

Electronic data base consulted during the international search (name of data base and, where practical, search terms used)

C. DOCUMENTS CONSIDERED TO BE RELEVANT

Category*	Citation of document, with indication, where appropriate, of the relevant passages	Relevant to claim No.
X	US 5 347 477 A (LEE ET AL) 13 September 1994 (1994-09-13) column 8, line 44 - line 56; claim 1; figures 1A,7,23A,23E	1-12, 14-34
A	US 5 943 603 A (PARULSKI ET AL) 24 August 1999 (1999-08-24) column 3, line 64 - column 4, line 28; claim 1; figures 1,6	1-12, 14-34
A	US 2003/052922 A1 (HIDAI HIDEO) 20 March 2003 (2003-03-20) page 1, paragraph 7; claim 1; figures 6,16,17	1-12, 14-34
A	US 6 188 432 B1 (EJIMA SATOSHI) 13 February 2001 (2001-02-13) claim 1; figures 2,7	1-12, 14-34
	-/--	

Further documents are listed in the continuation of Box C.

See patent family annex.

* Special categories of cited documents :

- *A* document defining the general state of the art which is not considered to be of particular relevance
- *E* earlier document but published on or after the international filing date
- *L* document which may throw doubts on priority claim(s) or which is cited to establish the publication date of another citation or other special reason (as specified)
- *O* document referring to an oral disclosure, use, exhibition or other means
- *P* document published prior to the international filing date but later than the priority date claimed

- *T* later document published after the international filing date or priority date and not in conflict with the application but cited to understand the principle or theory underlying the invention
- *X* document of particular relevance; the claimed invention cannot be considered novel or cannot be considered to involve an inventive step when the document is taken alone
- *Y* document of particular relevance; the claimed invention cannot be considered to involve an inventive step when the document is combined with one or more other such documents, such combination being obvious to a person skilled in the art.
- * & * document member of the same patent family

Date of the actual completion of the international search

22 June 2006

Date of mailing of the international search report

28/06/2006

Name and mailing address of the ISA/
European Patent Office, P.B. 5818 Patentlaan 2
NL - 2280 HV Rijswijk
Tel. (+31-70) 340-2040, Tx. 31 651 epo nl,
Fax: (+31-70) 340-3016

Authorized officer

Kirsten, K

INTERNATIONAL SEARCH REPORT

onal application No
PCT/US2005/041727

C(Continuation). DOCUMENTS CONSIDERED TO BE RELEVANT

Category*	Citation of document, with indication, where appropriate, of the relevant passages	Relevant to claim No.
A	US 5 581 783 A (OHASHI ET AL) 3 December 1996 (1996-12-03) claim 1; figures 7,11	1-12, 14-34
A	US 5 874 947 A (LIN ET AL) 23 February 1999 (1999-02-23) claim 1; figures 2,4	1-12, 14-34
A	EP 1 489 485 A (TREK 2000 INTERNATIONAL LTD) 22 December 2004 (2004-12-22) claim 1; figure 1	1-12, 14-34
A	US 2004/117358 A1 (VON KAENEL TIM A ET AL) 17 June 2004 (2004-06-17) page 66, paragraph 884 column 97, paragraph 1263 - paragraph 1264; figure 198	1-12, 14-34
X	US 2003/204403 A1 (BROWNING JAMES VERNARD) 30 October 2003 (2003-10-30) claim 1; figures 7-9	1,2,6, 9-13,19, 20,23, 24,28, 29,34
A	ATKINS D L ET AL: "INTEGRATED WEB AND TELEPHONE SERVICE CREATION" BELL LABS TECHNICAL JOURNAL, WILEY, CA, US, vol. 2, no. 1, 21 December 1997 (1997-12-21), pages 19-35, XP000659566 ISSN: 1089-7089 the whole document	1,2,6, 9-13,19, 20,23, 24,28, 29,34
A	US 5 875 448 A (BOYS ET AL) 23 February 1999 (1999-02-23) claim 1; figure 1	1,2,6, 9-13,19, 20,23, 24,28, 29,34
A	US 6 003 072 A (GERRITSEN ET AL) 14 December 1999 (1999-12-14) claim 1; figure 2	1,2,6, 9-13,19, 20,23, 24,28, 29,34

INTERNATIONAL SEARCH REPORT

International application No.
PCT/US2005/041727

Box II Observations where certain claims were found unsearchable (Continuation of item 2 of first sheet)

This International Search Report has not been established in respect of certain claims under Article 17(2)(a) for the following reasons:

1. Claims Nos.:
because they relate to subject matter not required to be searched by this Authority, namely:

2. Claims Nos.:
because they relate to parts of the International Application that do not comply with the prescribed requirements to such an extent that no meaningful International Search can be carried out, specifically:

3. Claims Nos.:
because they are dependent claims and are not drafted in accordance with the second and third sentences of Rule 6.4(a).

Box III Observations where unity of invention is lacking (Continuation of item 3 of first sheet)

This International Searching Authority found multiple inventions in this international application, as follows:

see additional sheet

1. As all required additional search fees were timely paid by the applicant, this International Search Report covers all searchable claims.
2. As all searchable claims could be searched without effort justifying an additional fee, this Authority did not invite payment of any additional fee.
3. As only some of the required additional search fees were timely paid by the applicant, this International Search Report covers only those claims for which fees were paid, specifically claims Nos.:

4. No required additional search fees were timely paid by the applicant. Consequently, this International Search Report is restricted to the invention first mentioned in the claims; it is covered by claims Nos.:

Remark on Protest

The additional search fees were accompanied by the applicant's protest.

No protest accompanied the payment of additional search fees.

FURTHER INFORMATION CONTINUED FROM PCT/ISA/ .210

This International Searching Authority found multiple (groups of) inventions in this international application, as follows:

1. claims:

1-2(part),3,4,5-6(part),7-10,11(part),
12(part),14-18,19-20(part),21
-22,23(part),24(part),
25-27,28-29(part),30-33,34(part)

Transferring data in response to a written user direction.

2. claims:

1-2(part),5-6(part),11(part),12(part),
13,19-20(part),23(part),24(pa
rt), 28-29(part),34(part)

Transferring data in response to audible user direction.

INTERNATIONAL SEARCH REPORT

Information on patent family members

International application No

PCT/US2005/041727

Patent document cited in search report		Publication date	Patent family member(s)	Publication date
US 5347477	A	13-09-1994	NONE	
US 5943603	A	24-08-1999	US 5666159 A	09-09-1997
US 2003052922	A1	20-03-2003	JP 2003162370 A	06-06-2003
US 6188432	B1	13-02-2001	JP 10013725 A	16-01-1998
US 5581783	A	03-12-1996	JP 5233125 A	10-09-1993
US 5874947	A	23-02-1999	NONE	
EP 1489485	A	22-12-2004	AU 2004214594 A1	03-02-2005
			CN 1573801 A	02-02-2005
			GB 2403038 A	22-12-2004
			JP 2005011360 A	13-01-2005
			WO 2004114100 A1	29-12-2004
			US 2004264287 A1	30-12-2004
US 2004117358	A1	17-06-2004	NONE	
US 2003204403	A1	30-10-2003	NONE	
US 5875448	A	23-02-1999	WO 9815889 A2	16-04-1998
US 6003072	A	14-12-1999	DE 69425929 D1	26-10-2000
			DE 69425929 T2	12-04-2001
			JP 7036615 A	07-02-1995