

(19) World Intellectual Property Organization
International Bureau



(43) International Publication Date
29 January 2009 (29.01.2009)

PCT

(10) International Publication Number
WO 2009/015301 A1

(51) International Patent Classification:
F16C 33/20 (2006.01)

(21) International Application Number:
PCT/US2008/071092

(22) International Filing Date: 25 July 2008 (25.07.2008)

(25) Filing Language: English

(26) Publication Language: English

(30) Priority Data:
60/962,111 26 July 2007 (26.07.2007) US

(71) Applicant (for all designated States except US): **E. I. DU PONT DE NEMOURS AND COMPANY** [US/US]; 1007 Market Street, Wilmington, DE 19898 (US).

(72) Inventors; and

(75) Inventors/Applicants (for US only): **GANNETT, Thomas, P.** [US/US]; 1166 Elderon Drive, Wilmington, DE 19808 (US). **CITRON, Joel, D.** [US/US]; 2003 Ferndale Drive, Wilmington, DE 19810 (US).

(74) Agent: **SEBREE, Chyrrea, J.**; E. I. du Pont de Nemours and Company, Legal Patent Records Center, 4417 Lancaster Pike, Wilmington, DE 19805 (US).

(81) Designated States (unless otherwise indicated, for every kind of national protection available): AE, AG, AL, AM, AO, AT, AU, AZ, BA, BB, BG, BH, BR, BW, BY, BZ, CA, CH, CN, CO, CR, CU, CZ, DE, DK, DM, DO, DZ, EC, EE, EG, ES, FI, GB, GD, GE, GH, GM, GT, HN, HR, HU, ID, IL, IN, IS, JP, KE, KG, KM, KN, KP, KR, KZ, LA, LC, LK, LR, LS, LT, LU, LY, MA, MD, ME, MG, MK, MN, MW, MX, MY, MZ, NA, NG, NI, NO, NZ, OM, PG, PH, PL, PT, RO, RS, RU, SC, SD, SE, SG, SK, SL, SM, ST, SV, SY, TJ, TM, TN, TR, TT, TZ, UA, UG, US, UZ, VC, VN, ZA, ZM, ZW.

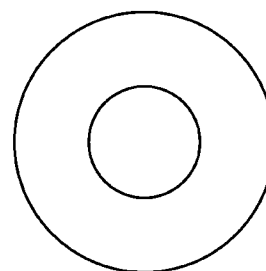
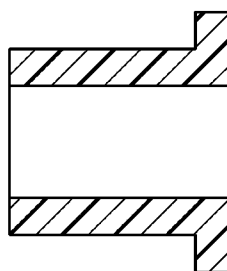
(84) Designated States (unless otherwise indicated, for every kind of regional protection available): ARIPO (BW, GH, GM, KE, LS, MW, MZ, NA, SD, SL, SZ, TZ, UG, ZM, ZW), Eurasian (AM, AZ, BY, KG, KZ, MD, RU, TJ, TM), European (AT, BE, BG, CH, CY, CZ, DE, DK, EE, ES, FI, FR, GB, GR, HR, HU, IE, IS, IT, LT, LU, LV, MC, MT, NL, NO, PL, PT, RO, SE, SI, SK, TR), OAPI (BF, BJ, CF, CG, CI, CM, GA, GN, GQ, GW, ML, MR, NE, SN, TD, TG).

Published:

- with international search report
- before the expiration of the time limit for amending the claims and to be republished in the event of receipt of amendments

(54) Title: **FLUOROPOLYMER BUSHINGS**

FIG. 1A



(57) Abstract: A bushing-like part made from a fluoropolymer and circumferentially oriented continuous high tensile modulus fibers is useful as a part for pumps and compressors and other similar types of apparatus. These parts may be useful at high temperatures and/or very corrosive environments, often lengthen the time between required maintenance checks, and usually perform better than metal bushings under nonstandard operating conditions.

WO 2009/015301 A1

TITLE

FLUOROPOLYMER BUSHINGS

This application claims the benefit of U.S. Provisional Application
5 No. 60/962,111, filed July 26, 2007.

FIELD OF THE INVENTION

A fluoropolymer thermoplastic bushing with circumferentially oriented
continuous high tensile modulus fibers is useful as a part for pumps, such as a
10 bushing, especially centrifugal pumps and other similar types of apparatus.

BACKGROUND OF THE INVENTION

Pumps, especially centrifugal pumps, have many surfaces that rotate with
respect to one another, in many instances one surface rotates while the other is
15 stationary. Oftentimes these are stationary parts are bushing made of metal and
the surfaces may gall each other because clearances must often be tight or small,
to avoid leakage of gas and/or liquids from the pump. Rubber or other types of
seals may sometimes be used, but especially in higher or lower temperature
environments or corrosive environments such seals are not satisfactory. Also in
20 many instances the seals must be load bearing (rigid), so metal to metal seals are
used. However as mentioned above these have a tendency to wear and/or gall,
especially when a pump runs dry for some period, or is allowed to run dry. Other
types of apparatus having similar needs for such bushings include compressors,
and hydraulic transmissions.

25 An improved type of seal is a thermoplastic seal, or bushing, containing a
chopped high modulus fiber randomly oriented in a plane, the plane being
perpendicular to the rotation of the shaft being sealed, see for instance *DuPont™
Vespel® CR-6100 Application and Installation Guide for Centrifugal Pump
Stationary Wear Parts*, E. I. DuPont de Nemours & Co., Inc., Wilmington,
30 Delaware, USA, March 2007. However fabrication of such parts is complicated
and expensive, and cheaper ways of fabricating parts for such uses are desired, see
for instance US 5470409 and 5427731. The bushings made from thermoplastic

polymers preferably have good wear properties and low coefficients of friction with the surfaces that move with respect to the bushings.

Composite tubes containing a thermoplastic such as a fluoropolymer and a circumferentially oriented continuous high tensile modulus fiber, and a process
5 for making them, are described in US 4975321, which is hereby included by reference. No mention is made of using these tubes for bushing applications, particularly wherein lower radial thermal coefficient of expansion is desirable.

SUMMARY OF THE INVENTION

10 Disclosed herein is a bushing, said bushing comprising, a fluoropolymer thermoplastic and circumferentially-oriented continuous high tensile modulus fiber.

Also disclosed is an apparatus, comprising, a first part rotating with respect to a second part, and in between and contacting said first and said second
15 parts a bushing comprising a fluoropolymer thermoplastic and circumferentially-oriented continuous high tensile modulus fiber.

BRIEF DESCRIPTION OF THE DRAWINGS

Figure 1 shows various shapes for bushings.

20 Figure 2 shows the present fluoropolymer bushings in a typical centrifugal pump.

DETAILED DESCRIPTION OF THE INVENTION

Herein certain terms are used and some of them are defined below.

25 By a “bushing” or “function as a bushing” is meant a cylindrical lining designed to restrict or restrain the motion of a rotating part, which may also reduce friction and/or wear, and/or provide a seal against liquid and/or gas. At least one surface, the outer or inner surface, is cylindrical and it is preferred that the inner and outer surfaces be cylindrical. Each of the inner and outer surfaces of
30 the bushing are in contact with a first part and second part, respectively, and the first and second parts may rotate with respect to one another. Useful parts/shapes, such as bushings are shown in Figures 1A-1D. Also useful are split bushings,

wherein the bushing part is split into two or more pieces (usually 2 pieces cut through a diameter) when it cannot be slipped down the inner shaft.

By a “high tensile modulus fiber” (HTMF) is meant fibers having a tensile modulus of about 10 GPa or more, preferably about 50 GPa or more, more preferably about 70 GPa or more, when measured in accordance with ASTM method D885-85. If the fiber is in the form of a fabric or tow, the tensile modulus measurement will be made on a single fiber in that fabric or tow. If there is more than one type of fiber present, each type shall be measured to determine if it is an HTMF. Fibers not meeting the requirements for an HTMF shall not be considered in the total amount of HTMF present, thus HTMF and non-HTMF may be present.

By a “continuous” fiber is meant fiber having a length of about 3 cm or more, preferably at least about 10 cm or more, preferably 1 meter long. If the fiber is not truly continuous, but cut into lengths, it is preferred that the fiber lengths overlap one another in the composite. Not all of the fiber in the composite need be circumferentially oriented.

By “circumferentially oriented” is meant that the fiber is oriented approximately parallel to the circumference of a circular inner or outer surface of the bushing. It need not be perpendicular to the center axis of the circular inner or outer surface, but may be at an angle, for example forming a helix with respect to that axis. The fiber is not considered circumferentially oriented if it is oriented 0° with respect to the axis of the cylinder.

By “in contact with” is meant that the two surfaces are in contact with each other at least some of the time. Thus between a circular inner surface of the bushing part and a circular shaft within that surface there may be some small clearance so that the shaft may rotate within the bushing. This is considered to be “in contact with”, even if there is a thin film of a liquid or gas between the two surfaces. This thin film may act as a lubricant.

By a “fluoropolymer” is meant a synthetic organic polymer containing fluorine, preferably at least about 5 weight percent fluorine and which is a thermoplastic.

By a "thermoplastic" is meant a polymer which may be reformed by melting the thermoplastic and then cooling it below its melting point and/or glass transition temperature. Such polymers are not crosslinked. They have a melting point and/or glass transition temperature above 30°C, preferably above 100°C, when measured by differential scanning calorimetry. Preferably the melting point above 30°C has a heat of fusion of about 3 J/g or more, more preferably about 5 J/g or more.

Disclosed herein is a bushing, wherein the bushing comprises fluoropolymer thermoplastic and circumferentially-oriented continuous high tensile modulus fibers. The bushing of the present invention is useful as a part for pumps and compressors and other similar types of apparatuses. These parts may be useful at high temperatures and/or in very corrosive environments, often lengthen the time between required maintenance checks, and usually perform longer and better than metal bushings under nonstandard operating conditions.

Preferably both the inner and outer part surfaces of the bushing are circular (cylindrical), and more preferably the center axes of both these circles are concentric.

Preferably one or both of the first and second surfaces in contact with the bushing part is metal.

It is also preferable that the high tensile modulus fiber have a thermal coefficient of expansion at the normal use temperature bushing of less than about 1×10^{-5} cm/cm/°C, more preferably less than about 1×10^{-6} cm/cm/°C. The service temperature of a bushing disclosed herein will depend greatly on the thermal properties of the thermoplastic from which it is made. If the bushing is to be used over a wide temperature range and that range includes 23°C, the coefficient of expansion should be measured at about 23°C. If that range does not include 23°C, that range should be measured at the midpoint of the range.

Useful fibers include carbon fibers, aramid fibers, metal fibers (wire), glass fibers, and ceramic fibers. The fibers may be sized to improve their adhesion to the fluoropolymer thermoplastic. Essentially fibers which are very long (over 1 meter) are preferred in at least fabrication of the preform for the

bushing, although the fibers in the final bushing may, in part, be shortened because they are cut during final formation of bushing, as by machining.

It is preferred that the continuous high tensile modulus continuous fibers which are circumferentially oriented be about 10 to about 70, more preferably about 20 to about 60 volume percent, of the total fluoropolymer thermoplastic composition (i.e., the bushing).

The bushing may be made as described in US 4975321, incorporated herein by reference, which describes a filament winding-like process using fibers, including HTMF, in the form of impregnated tow or unitape, to form for instance a tube from the HTMF and a fluoropolymer. The fiber, tow or unitape may be wound in the winding process at some angle other than 90° or 0° to the axis of the cylinder, thereby forming a helix. The preferable angle for the fiber is about 35° to about 55°, more preferably about 45° to the axis of cylinder. It may then be consolidated by compression molding, or bag molding in an autoclave (a bag is placed around shape, the bag is evacuated, placed in an autoclave and heated, optionally with pressure applied to the outside of the bag). Alternatively as the impregnated fiber is wound around in the filament winding process it may be heated so as to cause the thermoplastic to flow and consolidate as the impregnated fiber is wound. Upon cooling a solid part may be obtained.

Impregnated fiber, for example an impregnated tow, may be obtained by, for instance, passing the unimpregnated tow through a thermoplastic polymer or fluoropolymer latex emulsion or suspension, coagulating (as by freezing) the polymer after the tow wet with emulsion or suspension leaves the bath, and then drying the tow.

This may give the final bushing, but since these bushings often have tight size tolerances, and/or are irregularly shaped, a tubelike preform may be formed by the compression molding, and the preform is then machined into one or more bushings. These machining processes are well known for composites made from fluoropolymers and HTMF, see for instance *Vespel® CR-6100 & 6200, General Machining Guide*, E. I. DuPont de Nemours & Co., Inc., Wilmington Delaware, USA, 2003. For instance these materials can be shaped by sawing, drilling, turning, milling and grinding.

Useful fluoropolymers have a melting point and/or glass transition temperature of about 150°C or more, more preferably about 200°C or more, and especially preferably about 250°C or more. If the bushing is exposed in service to chemical(s) the fluoropolymer thermoplastic should be relatively unaffected by those chemical(s) at the service temperature. Blends of fluoropolymer thermoplastics may be also used.

Preferred fluoropolymers are perfluoropolymers, especially homo- and copolymers of tetrafluoroethylene (TFE) (herein the homopolymer of tetrafluoroethylene is considered a thermoplastic, even though it does not flow well above its melting point). Useful copolymers of TFE include those containing hexafluoropropylene or perfluoro(alkyl vinyl ether). It is preferred that the fluoropolymer thermoplastic has a melting point and or glass transition temperature of about 200°C or more, more preferably about 250°C or more. Melting points, heats of fusion, and glass transition temperatures are measured by ASTM Method D3418, using a heating rate of 10°C/min. Melting points are taken as the maximum of the melting endotherm, while the glass transition point is taken as the midpoint of the transition, and both are measured on the second heat. If more than one melting point is present the melting point of the polymer is taken as the highest of the melting points.

Other useful fluoropolymers include polyvinylidene fluoride, a copolymer of ethylene and vinyl fluoride, a copolymer of ethylene and tetrafluoroethylene, and poly(chlorotrifluoroethylene). It is preferred that the fluoropolymer contain at least about 45 weight percent fluorine.

The bushings are useful in many types of equipment especially where there are rotating shafts, and where there is an interface between those shafts and another piece of the equipment that must be sealed against leakage of liquid and/or gas.

Thus one preferred type of equipment which may comprise the bushing is pumps, especially centrifugal pumps. These bushings are useful in centrifugal pumps as stationary wear rings and throat bushings in overhung and vertical inline pumps and single stage between bearing pumps, as stationary wear rings, throat bushings, inter-stage bushings and pressure-reducing bushings in multi-stage

horizontal pumps, and as stationary wear rings, inter-stage bushings, line shaft bearings and throat bushings in vertical pumps.

Figure 2 shows a partially cutaway drawing of a horizontal one-stage centrifugal pump, showing the configurations and location of the bushings of this invention. In Figure 2 shows the present fluoropolymer bushings in a typical centrifugal pump.

One embodiment of the present invention is an apparatus, comprising, a first part rotating with respect to a second part, and in between and contacting said first and said second parts a bushing comprising a fluoropolymer thermoplastic and circumferentially-oriented continuous high tensile modulus fiber.

Another type of apparatus which may comprise the bushing is a compressor wherein the bushings may be used as piston and rider rings. Other useful apparatuses are hydraulic transmissions.

When mounted in the apparatus it is preferred that the bushings are mounted in compression. Thus the part may be compressionally force fit into the part of the apparatus around the outer surface of the bushing.

WHAT IS CLAIMED IS:

1. A bushing, said bushing comprising, a fluoropolymer thermoplastic and circumferentially-oriented continuous high tensile modulus fiber.
- 5 2. The bushing as recited in claim 1 wherein said high tensile modulus fiber carbon fiber, aramid, fiber, metal fiber, glass fiber or ceramic fiber.
3. The bushing as recited in claim 1 or 2 wherein said high tensile modulus fibers are about 20 to about 60 volume percent of said bushing.
- 10 4. The bushing as recited in any one of claims 1 to 3 wherein said fluoropolymer has a melting point of about 200°C or more.
5. The bushing as recited in any one of claims 1 to 4 wherein said fluoropolymer is a perfluoropolymer.
6. An apparatus, comprising, a first part rotating with respect to a
15 second part, and in between and contacting said first and said second parts a bushing comprising a fluoropolymer thermoplastic and circumferentially-oriented continuous high tensile modulus fiber.
7. The apparatus of claim 5 which is a centrifugal pump.
8. The apparatus as recited in claim 6 or 7 wherein said high tensile
20 modulus fiber carbon fiber, aramid, fiber, metal fiber, glass fiber or ceramic fiber.
9. The apparatus as recited in any one of claims 6 to 8 wherein said high tensile modulus fibers are about 20 to about 60 volume percent of said bushing.
- 25 10. The apparatus as recited in any one of claims 6 to 9 wherein said fluoropolymer is a perfluoropolymer and has a melting point of about 200°C or more.

1/2

FIG. 1A

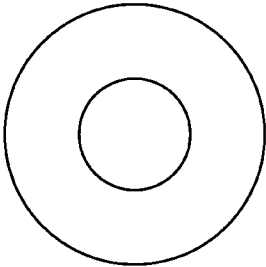
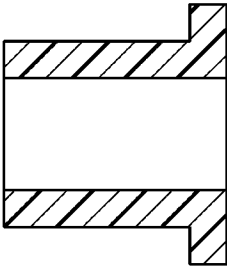


FIG. 1B

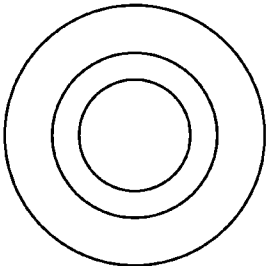
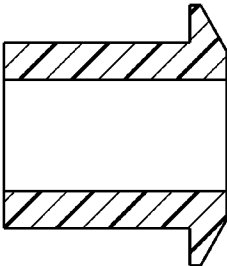


FIG. 1C

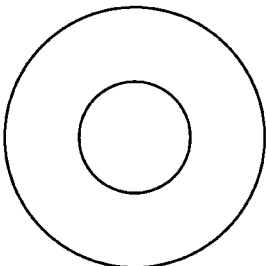
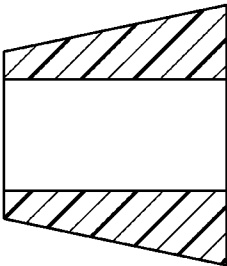
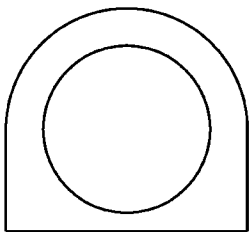
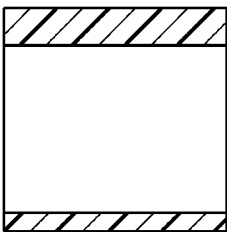


FIG. 1D



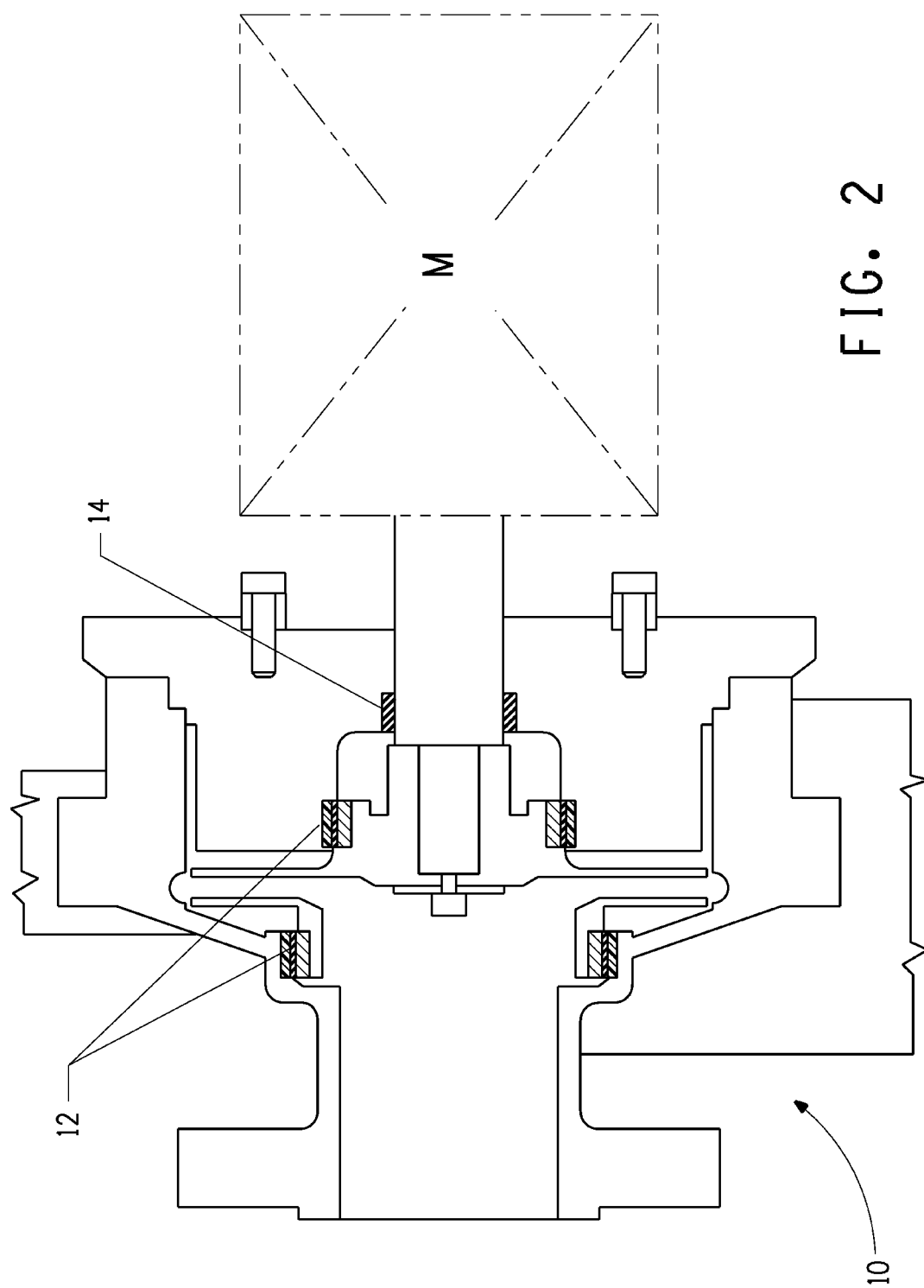


FIG. 2

INTERNATIONAL SEARCH REPORT

International application No
PCT/US2008/071092

A. CLASSIFICATION OF SUBJECT MATTER

INV. F16C33/20

According to International Patent Classification (IPC) or to both national classification and IPC

B. FIELDS SEARCHED

Minimum documentation searched (classification system followed by classification symbols)

F16C

Documentation searched other than minimum documentation to the extent that such documents are included in the fields searched

Electronic data base consulted during the international search (name of data base and, where practical, search terms used)

EPO-Internal

C. DOCUMENTS CONSIDERED TO BE RELEVANT

Category*	Citation of document, with indication, where appropriate, of the relevant passages	Relevant to claim No.
X,P	WO 2008/079366 A (DU PONT [US]; BOOZE J DAVID [US]; DEAKYNE CLIFFORD K [US]; GANNETT THO) 3 July 2008 (2008-07-03)	1-3,5,6,8,9
A,P	page 5, line 12 - page 6, line 21; figures	4,7,10
X	EP 0 945 634 A (NIPPON PILLAR PACKING [JP]) 29 September 1999 (1999-09-29)	1,2,4,6,8
A	paragraphs [0022] - [0024], [0028], [0033], [0041]; figures	3,9,10
A	JP 2003 138042 A (NIPPON OIL CORP; NIPPON OIL ENGINEERING & CONST) 14 May 2003 (2003-05-14) abstract	1-10
	----- -/--	



Further documents are listed in the continuation of Box C.



See patent family annex.

* Special categories of cited documents :

- *A* document defining the general state of the art which is not considered to be of particular relevance
- *E* earlier document but published on or after the international filing date
- *L* document which may throw doubts on priority claim(s) or which is cited to establish the publication date of another citation or other special reason (as specified)
- *O* document referring to an oral disclosure, use, exhibition or other means
- *P* document published prior to the international filing date but later than the priority date claimed

- *T* later document published after the international filing date or priority date and not in conflict with the application but cited to understand the principle or theory underlying the invention
- *X* document of particular relevance; the claimed invention cannot be considered novel or cannot be considered to involve an inventive step when the document is taken alone
- *Y* document of particular relevance; the claimed invention cannot be considered to involve an inventive step when the document is combined with one or more other such documents, such combination being obvious to a person skilled in the art.
- *B* document member of the same patent family

Date of the actual completion of the international search

12 December 2008

Date of mailing of the international search report

18/12/2008

Name and mailing address of the ISA/

European Patent Office, P.B. 5818 Patentlaan 2
NL - 2280 HV Rijswijk
Tel. (+31-70) 340-2040.
Fax: (+31-70) 340-3016

Authorized officer

Béguin-Adriaenssens

INTERNATIONAL SEARCH REPORT

International application No

PCT/US2008/071092

C(Continuation). DOCUMENTS CONSIDERED TO BE RELEVANT

Category*	Citation of document, with indication, where appropriate, of the relevant passages	Relevant to claim No.
A	US 2004/258544 A1 (HOKKIRIGAWA KAZUO [JP] ET AL) 23 December 2004 (2004-12-23) paragraphs [0008], [0009], [0026], [0027], [0038], [0041]; figures; table 3 -----	1,2,6-8
A	US 3 692 375 A (MATT RICHARD J ET AL) 19 September 1972 (1972-09-19) -----	
A	US 3 623 928 A (WINCKLHOFFER ROBERT C ET AL) 30 November 1971 (1971-11-30) -----	
A	US 4 975 321 A (GENTILE WAYNE F [US] ET AL) 4 December 1990 (1990-12-04) cited in the application -----	

INTERNATIONAL SEARCH REPORT

Information on patent family members

International application No.

PCT/US2008/071092

Patent document cited in search report		Publication date	Patent family member(s)	Publication date
WO 2008079366	A	03-07-2008	US 2008152924 A1	26-06-2008
EP 0945634	A	29-09-1999	DE 69900157 D1	26-07-2001
			DE 69900157 T2	28-02-2002
			JP 3072556 B2	31-07-2000
			JP 11269280 A	05-10-1999
			US 2004037984 A1	26-02-2004
JP 2003138042	A	14-05-2003	WO 03037965 A1	08-05-2003
			TW 554141 B	21-09-2003
US 2004258544	A1	23-12-2004	EP 1460274 A1	22-09-2004
US 3692375	A	19-09-1972	CA 935212 A1	09-10-1973
			DE 2147397 A1	22-06-1972
			FR 2117061 A5	21-07-1972
			GB 1352754 A	08-05-1974
			JP 54031134 B	04-10-1979
US 3623928	A	30-11-1971	BE 746078 A1	31-07-1970
			CH 503569 A	28-02-1971
			DE 2006323 A1	24-09-1970
			FR 2034803 A5	18-12-1970
			NL 7001894 A	15-09-1970
US 4975321	A	04-12-1990	NONE	